



DREXEL

**SLT30 AC and SLT35 AC
Swingmast[®] Model
Parts Manual**



LANDOLL CORPORATION

1900 North Street

Marysville, Kansas 66508

(785) 562-5381

800-428-5655 ~ WWW.LANDOLL.COM

F-457-R4

<https://www.forkliftpdfmanuals.com/>

Table of Contents

1 Illustrated Parts List

Instructions for Ordering Parts	1-1
Brakes	1-2
Brake Assembly	1-2
Brake Pedal Assembly - 07/11/2011 and Prior	1-3
Brake Pedal Assembly - 07/12/2011 and After	1-4
Service Brake Installation	1-6
Spindle and Brake Installation	1-8
Covers and Counterweights	1-10
Counterweight Installation	1-10
Covers Installation	1-12
Decals	1-17
Decal Placement	1-17
Decals	1-20
Electrical	1-22
Alarm and Lighting	1-22
Contactors Installation	1-24
Controller Installation	1-27
Drive Motor Assembly	1-30
Heavy Cable Components	1-31
Horn Installation	1-33
Hydraulic Pump Installation (Prior to 10/17/2013)	1-34
Hydraulic Pump Installation (After to 10/17/2013)	1-35
Lift Pump Assembly (Prior to 10/17/2013)	1-36
Lift Pump Assembly (After 10/17/13)	1-38
Lift Pump Motor Assembly	1-39
Light Wiring Diagram	1-41
Static Strap Installation	1-45
VMC30 Installation	1-46

Hydraulics	1-47
Hydraulic Diagram	1-47
Hydraulic Tank Assembly	1-49
Hydraulic Tank Installation	1-50
Hydraulic Control Valve Installation	1-51
Hydraulic Control Valve Assembly	1-53
In-Tank Filter Assembly	1-54
Pivot Cylinder	1-55
Shift Cylinder	1-57
Tilt Cylinder	1-59
Mast and Front End	1-60
Crosshead Components	1-60
Crosshead Installation	1-61
Cylinder Installation	1-62
Forks	1-63
Front End Routing and Adapters Installation	1-64
Front End Hose Routing Sleeve Installation	1-65
Load Backrest Options	1-66
Load Wheel Installation	1-67
Load Wheel Assemblies	1-68
Lower Slide Bar Installation	1-69
Mast Options	1-71
Shift Components Installation	1-73
Shift Sheave Assembly	1-75
Swingarm Installation	1-76
Operator Compartment	1-77
Accelerator Pedal Assembly	1-77
Display Installation	1-78
Floorplate and Accelerator Pedal Installation	1-79
Joystick Replacement Kit	1-81
Overhead Guard Installation	1-83
Seat Assembly, Vinyl	1-85
Seat Assembly, Cloth	1-88
Seat Installation	1-91
Steering Control Assembly	1-92
Steering Control Installation	1-94
Steering Column Assembly	1-96
Powertrain	1-98
Drive Wheel Assembly, Non-Marking	1-98
Gearbox and Drive Wheel Components	1-100
Gearbox Drive Assembly	1-102
Steer and Drive Motor Installation	1-106

Options	1-107
Rollout Battery Tray Installation	1-108
Service Tools	1-110
Software Programs, Cables, Handsets, and Documents	1-110

2 Numerical Index

3 Glossary

Illustrated Parts List

Instructions for Ordering Parts

**** Repair parts must be ordered through an Authorized Dealer ****

DEALER INSTRUCTIONS FOR ORDERING PARTS FROM LANDOLL PARTS DISTRIBUTION CENTER

PHONE #: 800-423-4320 OR 785-562-5381

FAX #: 888-527-3909

ORDER ONLINE: companystore.landoll.com

IDENTIFICATION PLATE

See Figure 1-1 for the identification plate, which lists the rated capacity, serial number, and other vehicle characteristics. It is located in the on the cover panel to the left of the operator's seat.

MODEL AND SERIAL NUMBER NOMENCLATURE

The model and serial number for the Drexel forklift and mast is located on the identification plate. The following information will help decode them:

Serial Number: SLTaatt-yymm-s-xxxxx

aa	= 30 for 3,000 lb rated capacity truck
tt	= type (i.e. "AC")
yy	= last 2 digits of the year manufactured (ex. "09" means 2009, "10" means 2010)
mm	= month of manufacture
s	= component series (ex. "A")
xxxxx	= frame number

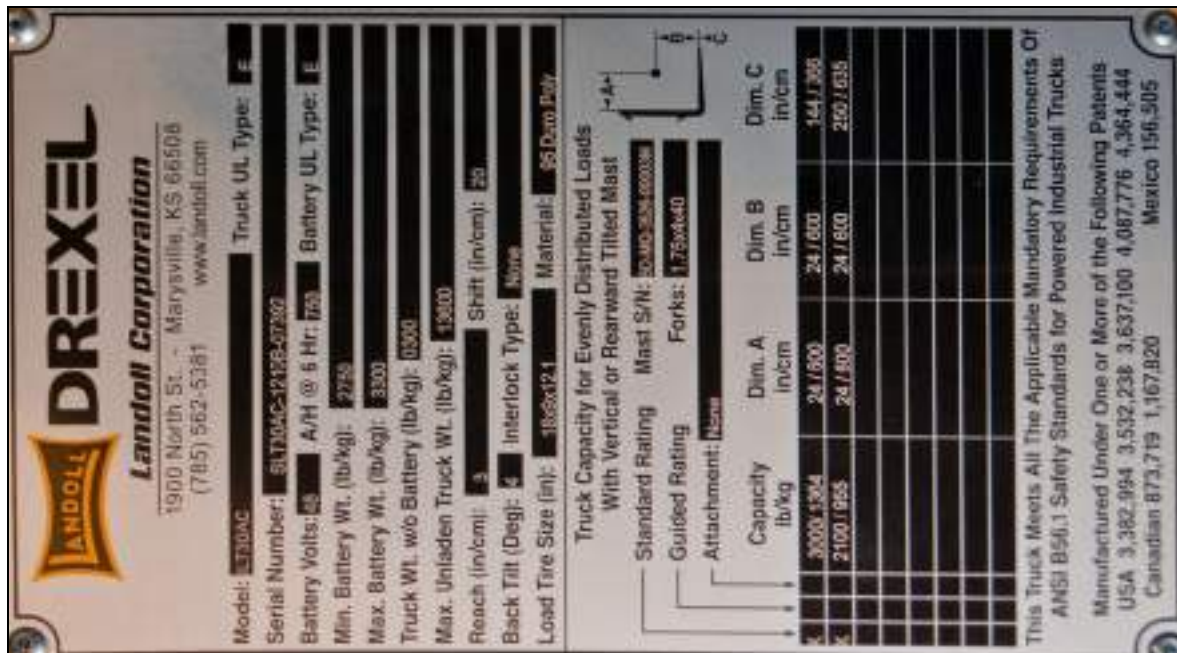


Figure 1-1: Identification Plate

Brakes

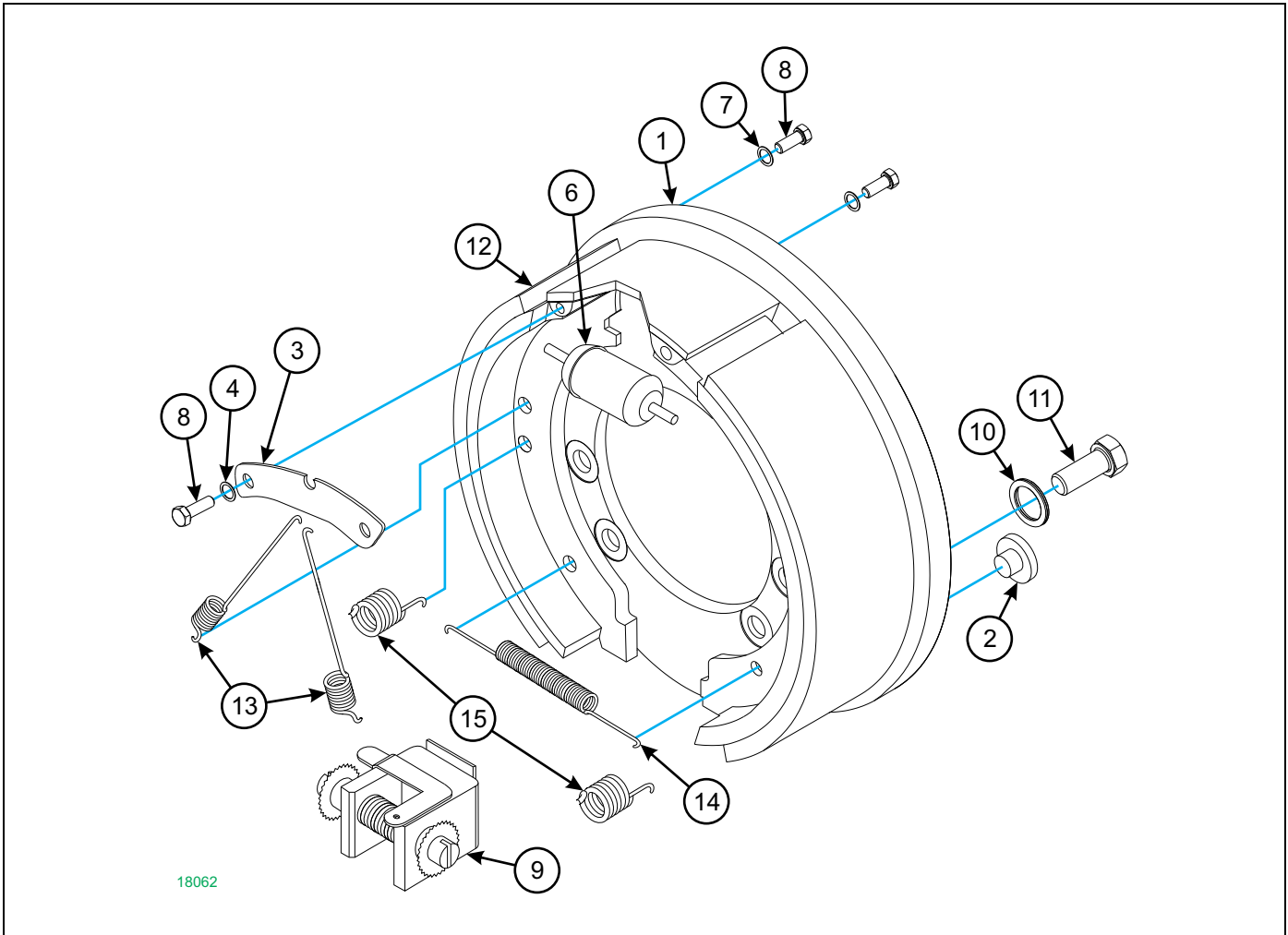


Figure 1-2: Brake Assembly

Brake Assembly

ITEM	PART NUMBER	DESCRIPTION	QTY.
	18062	BRAKE ASSY, 10.5X2.5	
1	52661	PLATE BACKING ASSY	1
2	26261	PLUG, RUBBER,	2
3	26278	CLAMP, HOLD DOWN	1
4	18EM816ER	WASHER, FL M8 PLATED	2
5	1CM816ER	SCREW HX HD M8X16MM ZP CL8.8	2
6	28218	WHEEL CYLINDER	1
7	6EM60ER	WASHER LOCK SPRING M6 ZP	4
8	28967-5	BOLT	2
9	26269	BRAKE ADJUSTER	1
10	26270	WASHER, CAM LOCKING, M12	2
11	1CM1225ER	SCREW M12-1.75X25 HCS 8.8 ZP	1
12	1422701	BRAKE SHOE ASSY W/899250 LIN	2
13	26275	SPRING, RETURN	2
14	26276	SPRING, RETURN	1
15	26277	HOLD DOWN SPRING	2

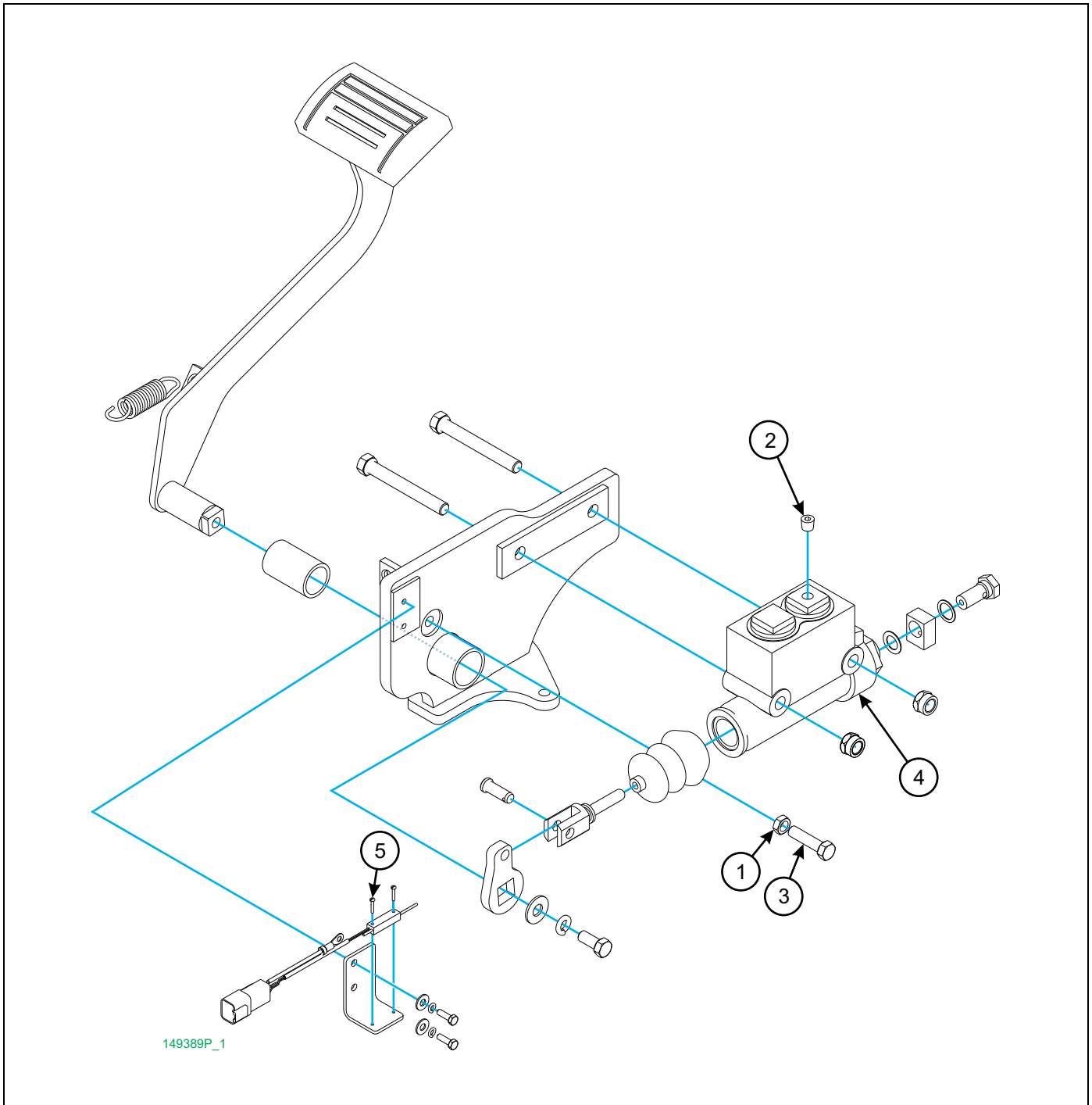
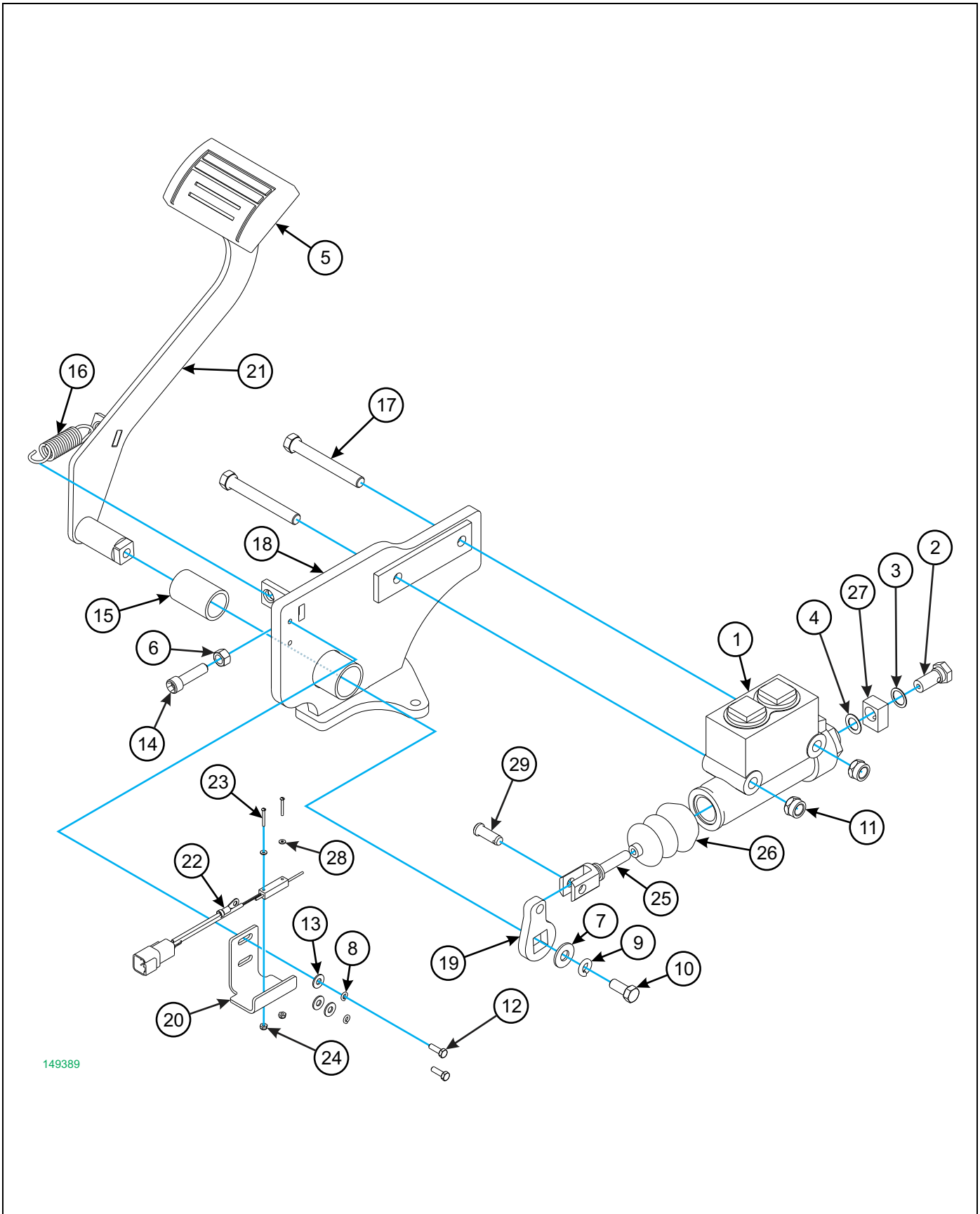


Figure 1-3: Brake Pedal Assembly - 07/11/2011 and Prior

Brake Pedal Assembly - 07/11/2011 and Prior

ITEM	PART NUMBER	DESCRIPTION	QTY.
	149389P_1	BRAKE PEDAL ASSY,SLT30AC (SERVICE PARTS ONLY)	REF
1	1-511-010001-03	NUT 3/8-16 HEX JAM	1
2	1-560-010002-01	PLUG, PIPE, 1/8NPT	1
3	1-654-010051-07	SCREW,HEX CAP,3/8-16UNCX1-1/2	1
4	22-0606	MASTER CYLINDER	1
5	85G208E	SCREW PAN HD SLT 2-56X1/2	2

ILLUSTRATED PARTS LIST



149389

Figure 1-4: Brake Pedal Assembly - 07/12/2011 and After

Brake Pedal Assembly - 07/12/2011 and After

ITEM	PART NUMBER	DESCRIPTION	QTY.
	149389	BRAKE PEDAL ASSY,SLT30AC	
1	0012200	BRAKE,MASTER CYLINDER,BENDI48	1
2	0012212	FITTING BRAKE MICO	1
3	0012214	WASHER COPPER MICO BRAKE LG	1
4	0012215	WASHER COPPER MICO BRAKE SM	1
5	0050002	PAD, BRAKE PEDAL	1
6	1-512-010007-07	NUT, HEX 3/8-16 ZP	1
7	1-861-010032-11	WASHER, FLAT 3/8 W ZP/CD	1
8	1-861-010034-07	WASHER,LKG,HLCL SPR, NO 10	2
9	1-861-010034-11	WASHER, LKG HLCL SPR, 3/8	1
10	100131	SCREW HHC,3/8-16UNCX7/8 GR5	1
11	101988	NUT,HEXSLF-LKG 7/16-14 GRB	2
12	107-1001	SCREW,HEX HD #10-24 X .62 LG	2
13	110-0253	WASHER,FLAT 3/16 STD	3
14	111481	SCREW,HEX SKT 3/8-16UNCX1-1/2	1
15	117437	BUSHING, BT BRAKE PEDAL PIVOT	1
16	131214	SPRING,BRAKE RETURN	1
17	141808	SCREW HX CP7/16-14UNCX3-1/2G5	2
18	146591	BASE WLDMT,B3-2 BRAKE	1
19	146593	PLATE,B3 MASTER CYL CRANK	1
20	149390	BRACKET,BRK SW SLT30AC	1
21	154030	PEDAL WLDMT, BRAKE SLT30	1
22	159354	LIN POT ASSY, 10K BRAKE	1
23	169098	SCREW,2-56X3/4 SLT RD HD ZP	2
24	169099	NUT,HX, SLFLKG W/NYL 2-56 ZP	2
25	22-0627	PUSH ROD	1
26	22-0628	BOOT, PUSH ROD	1
27	25028	FITTING, SWIVEL BRASS 3/8-24	1
28	25E2E	WASHER,FLAT #2	2
29	3-557-010253	PIN ASSY, YOKE3/8	1

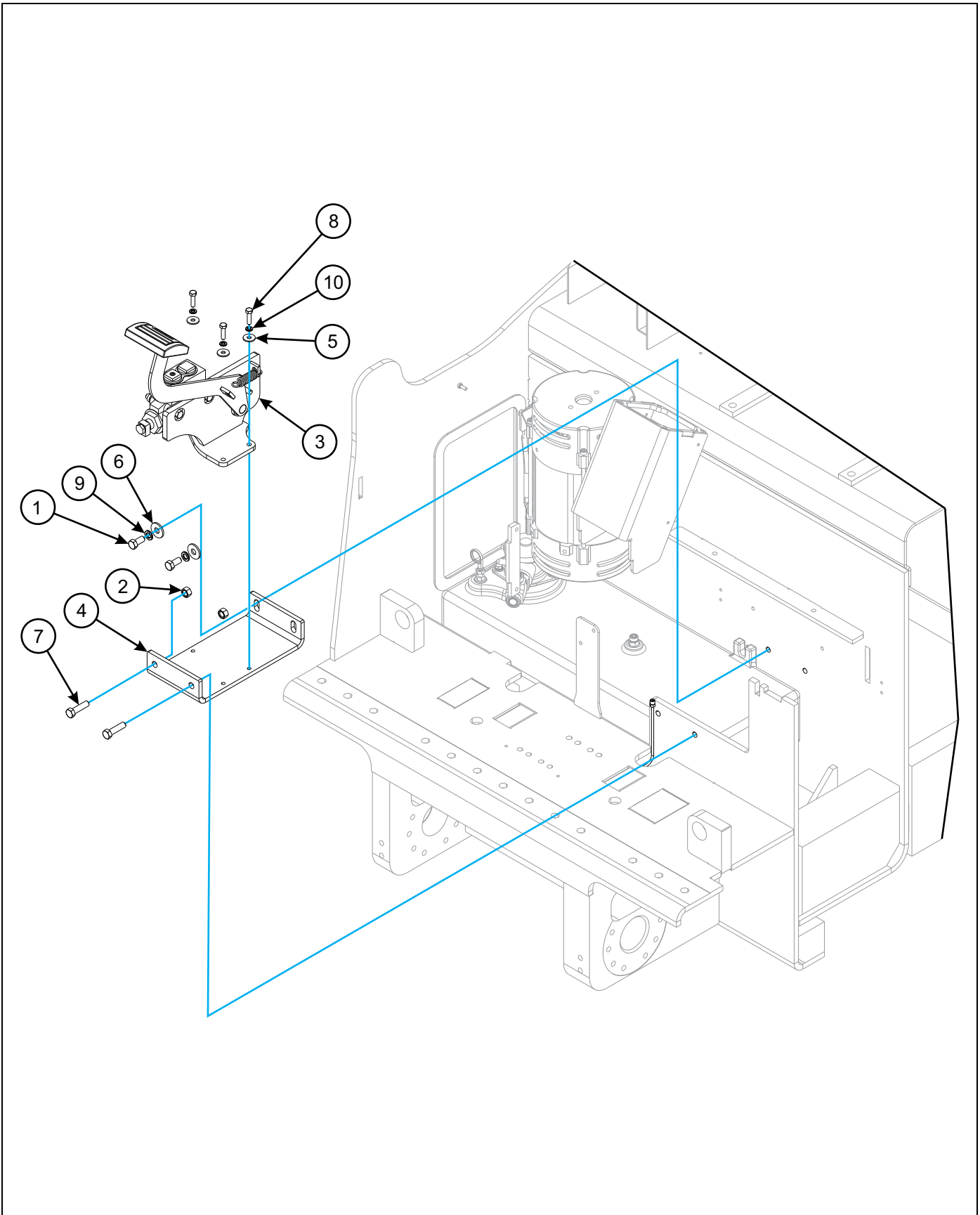


Figure 1-5: Service Brake Installation

Service Brake Installation

ITEM	PART NUMBER	DESCRIPTION	QTY.
1	1-654-010136-02	SCREW M12-1.75X25 HCS10.9 BL	2
2	118755	NUT, HEX M12-1.75 ZP	2
3	149389	BRAKE PEDAL ASSY,SLT30AC (SEE PAGE 1-4)	1
4	149430	BRAKE MOUNT,SLT30AC	1
5	149442	WASHER,FLAT M8 STD ZP	3
6	149444	WASHER,FLAT M12 STD ZP	4
7	1CM1245ER	SCREW,HX HD,M12X1.75-45,CL8.8	2
8	1CM830ER	SCREW M8-1.25X30 HCS 8.8 ZP	3
9	6EM120ER	WASHER LOCK SPRING M12 ZP	4
10	6EM80ER	WASHER LOCK SPRING M8	3

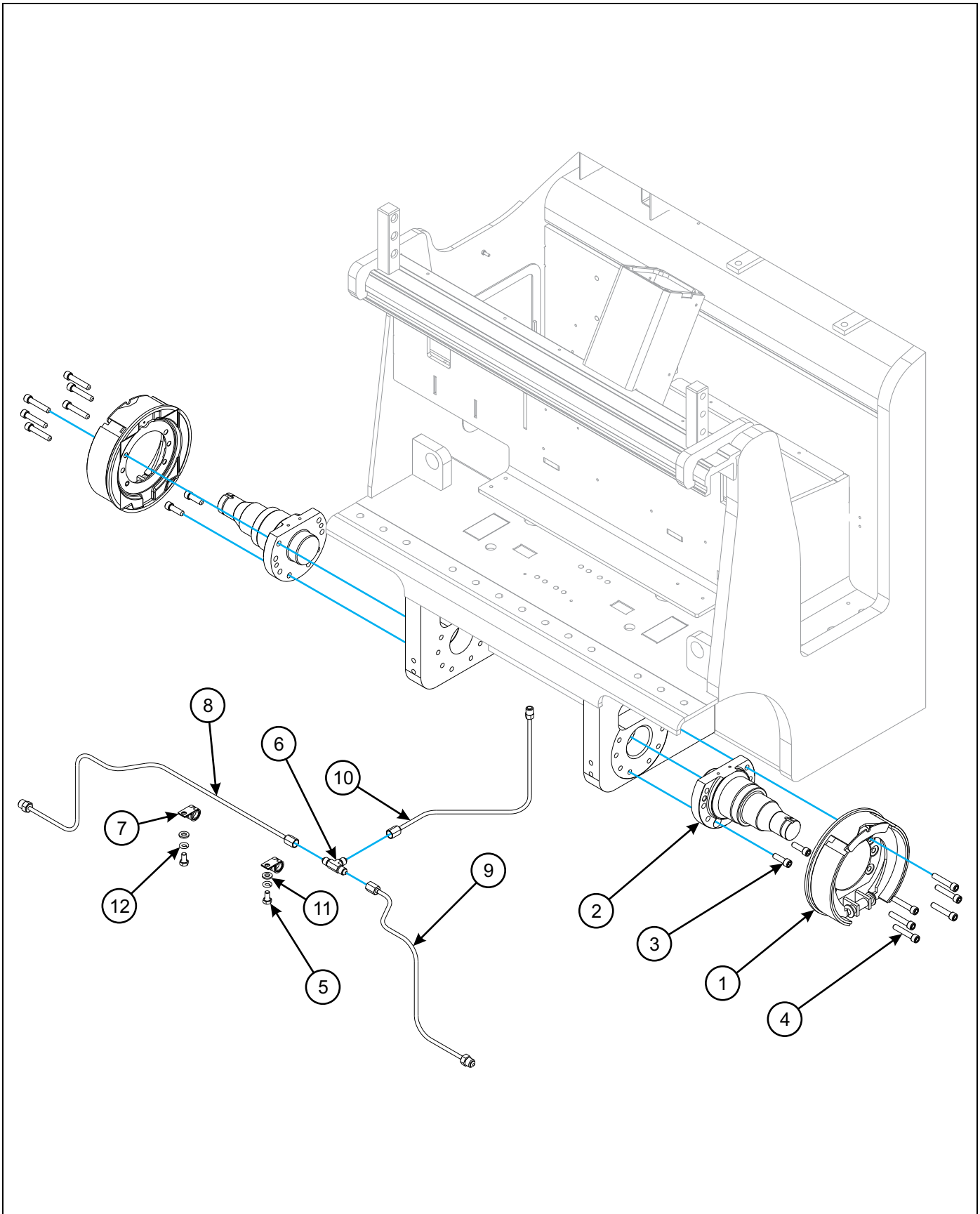


Figure 1-6: Spindle and Brake Installation

Spindle and Brake Installation

ITEM	PART NUMBER	DESCRIPTION	QTY.
1	18062	BRAKE ASSY, 10.5X2.5	2
2	37082	SPINDLE	2
3	53080-4	SCREW SKT HD M12X1.75X40MMBLK	4
4	53080-9	SCREW SKT HD M12X1.75X65MMBLK	12
5	1CM612ER	SCREW HX HD M6X12MM CL8.8 ZP	2
6	10K2	FITTING, TEE SAE37	1
7	125892	CLAMP, CABLE 3/8 SST	2
8	140989	BRAKE LINE ASSY RH,STL30AC	1
9	140990	BRAKE LINE ASSY LH,STL30AC	1
10	149418	TUBE,MSTR CYL BRK,SLT30AC	1
11	18EM613ER	WASHER - FLAT M6 ZP	2
12	6EM60ER	WASHER LOCK SPRING M6 ZP	2

Covers and Counterweights

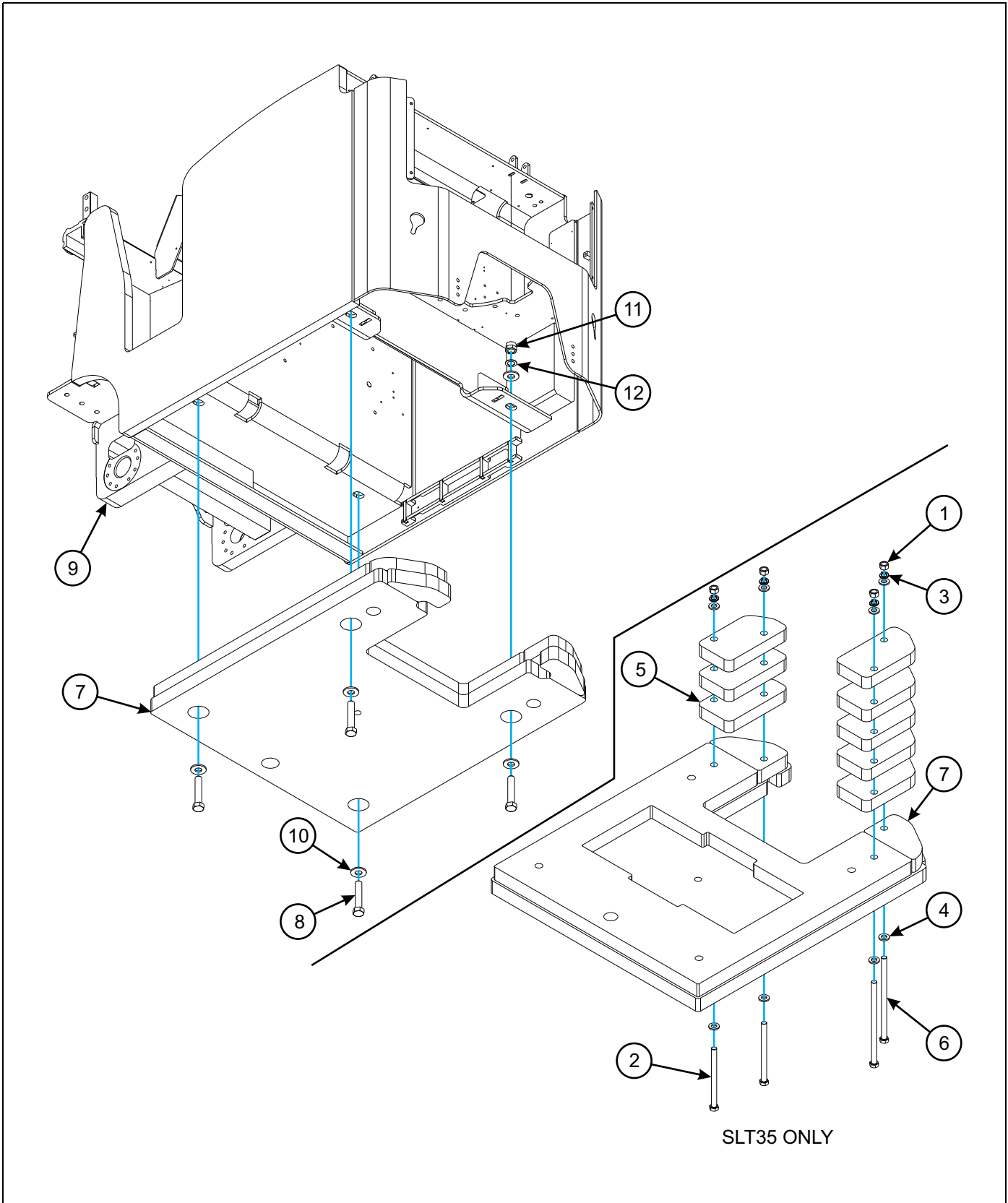


Figure 1-7: Counterweight Installation

Counterweight Installation

ITEM	PART NUMBER	DESCRIPTION	QTY.
1	1-512-010007-12	NUT, HEX 3/4-10 GR2 ZP	4
2	1-654-010061-25	SCREW,HX CP 3/4-10UNCX10 GR5	2
3	1-861-010034-17	WASHER,LKG,HLCL SPR,3/4	4
4	103848	WASHER,FLAT,SPRING CLAMP	8
5	155670	PLATE, CTWT SLT35AC	8
6	155965	SCREW HX CP 3/4-10UNCX14 GR5B	2
7	160459	WLDMT,SLT30AC SML PLT BTM CWT	1
8	125901	SCREW M24-3.0X120 HCS 10.9 ZP	4
9	140967	FRAME WLDMT SLT30AC	1
10	149450	WASHER,FLAT M24 STD ZP	8
11	40DM24ER	NUT LOCK HX HD M24 CL10 PLTD	4
12	MS20002-16	WASHER,1IN PLN HIGH STRENGTH	4

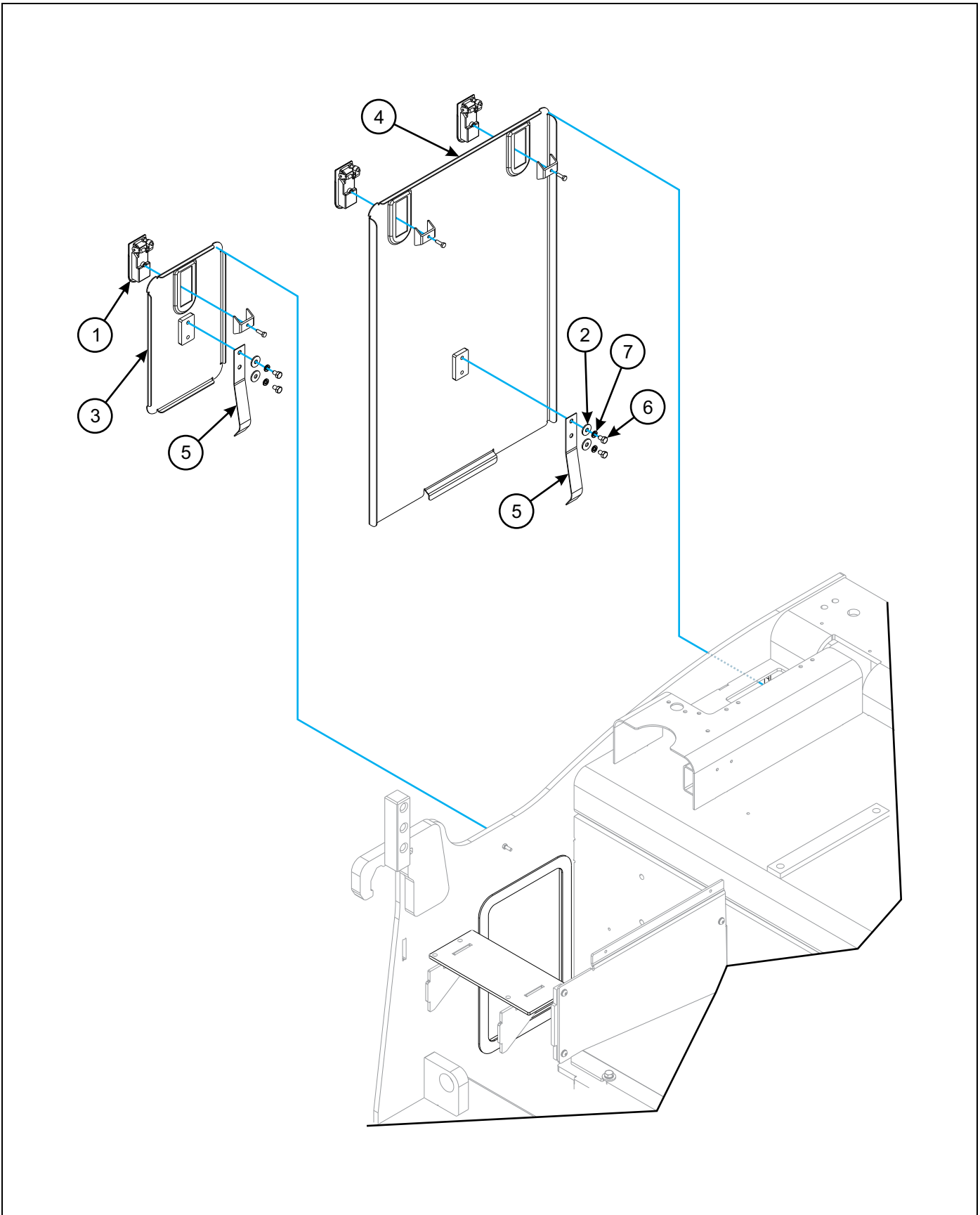


Figure 1-8: Covers Installation (1 of 3)

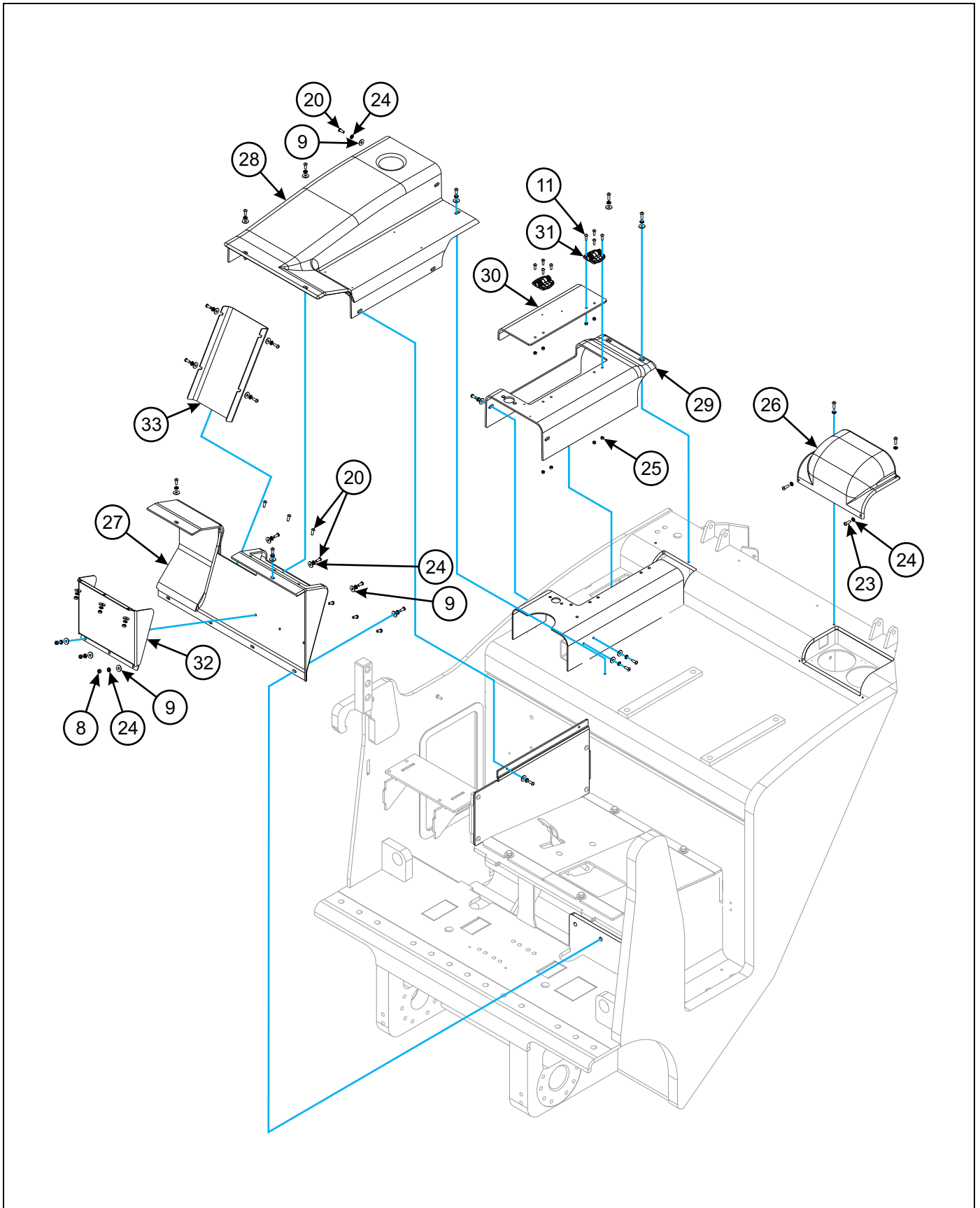


Figure 1-9: Covers Installation (2 of 3)

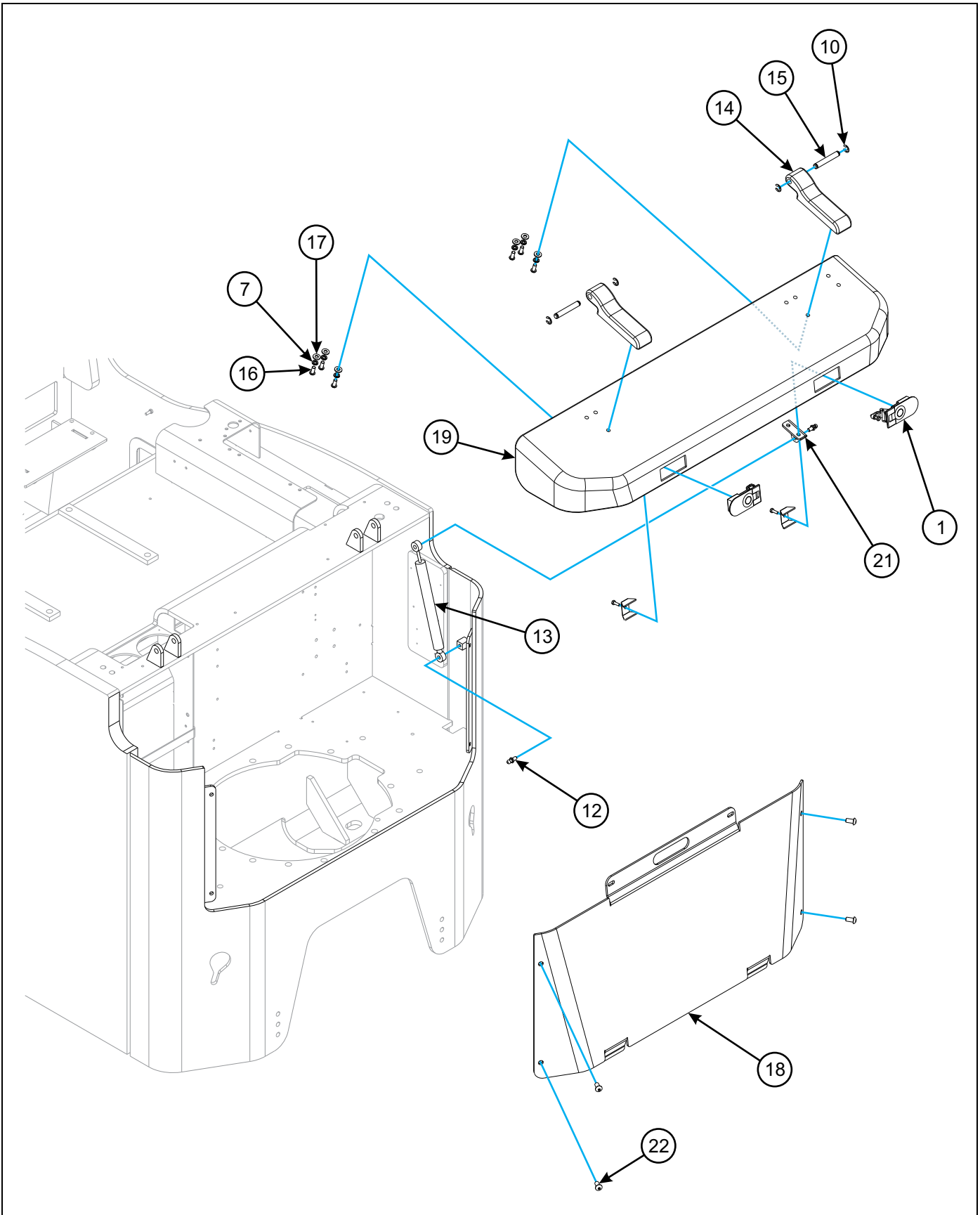


Figure 1-10: Covers Installation (3 of 3)

Covers Installation

ITEM	PART NUMBER	DESCRIPTION	QTY.
1	121526	LATCH, COMPRESSION	5
2	149442	WASHER,FLAT M8 STD ZP	4
3	150463	COVER,SIDE CMPT WLMDT SLT30AC	1
4	151040	DOOR, BATT CMPT WLDMT SLT30AC	1
5	155705	SPRING,BATT DR RET SLT30AC	2
6	1CM812ER	SCREW M8-1.25X12 HCS 8.8 ZP	4
7	6EM80ER	WASHER LOCK SPRING M8	4
8	1-513-010002-05	NUT,METRIC HEX M6X1.0	6
9	1-861-010061-08	WASHER,METRIC 6 PLAIN	27
10	106240	RING,RETANING,EXT,E,1/2	4
11	27CM516ER	SCREW BUTTON HD. CL. 12.9	8
12	1401756	BALL STUD	2
13	159780	SPRING,GAS 20LB LID SUPPORT	1
14	150464	HINGE,SEAT BASE METRIC BT	2
15	146244	PIN SL60/80 BATT COVER	2
16	1CM830ER	SCREW M8-1.25X30 HCS 8.8 ZP	6
17	149460	WASHER, FLAT M8 NRW ZP	6
18	156374	COVER WLDMT, REAR SLT30AC	1
19	150488	COVER,REAR COMPT TOP SLT30AC	1
20	27CM616ER	HEX SOCKET BUTTON HEAD	25
21	156211	BRACKET,LID LIFT CYL SLT30AC	1
22	3GM1050ER	SCREW SOC HX HD M10X50MM ZP	4
23	27CM620ER	SCREW,SKT BUTT HD,CL 8.8	6
24	6EM60ER	WASHER LOCK SPRING M6 ZP	31
25	1DM5ER	NUT HEX M5 ZP CL8.8	8
26	146282	COVER,CONT FANS SLT30AC	1
27	150492	COVER, DASH LWR SLT30AC	1
28	150495	COVER MAIN SIDE SLT30AC	1
29	150496	COVER SIDE REAR SLT30AC	1
30	150497	COVER,BATT CNCTR SLT30AC	1
31	150499	HINGE, DOOR PSTN 85 - DEG	2
32	150754	BOX, DOCUMENT SLT30AC	1
33	153234	COVER, STEER CLMN SLT30AC	1

Decals

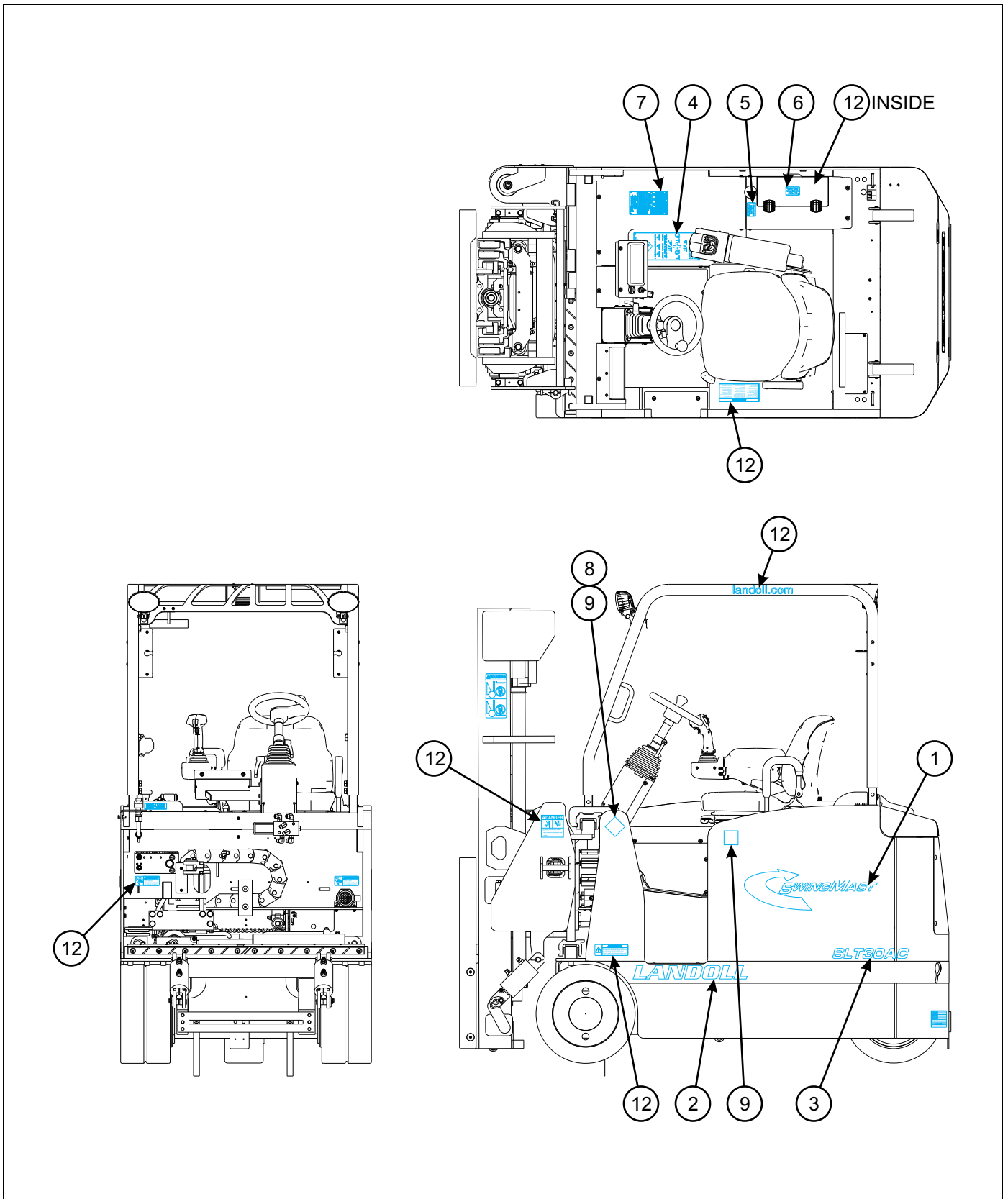


Figure 1-11: Decal Placement (1 of 2)

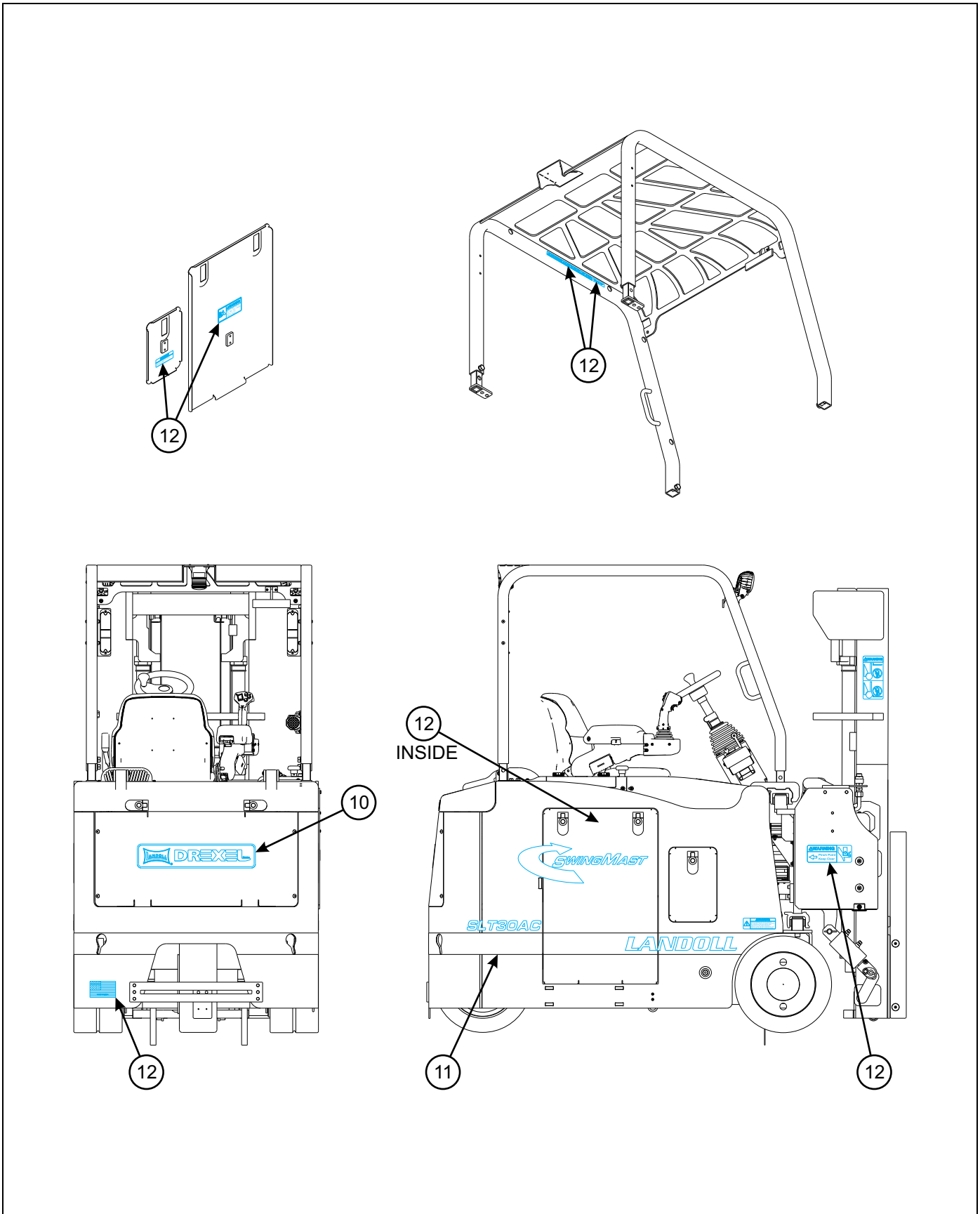


Figure 1-12: Decal Placement (2 of 2)

Decal Placement

ITEM	PART NUMBER	DESCRIPTION	QTY.
1	151136	DECAL, SWINGMAST 24IN	2
2	153795	DECAL, LANDOLL 2-1/2" REFLCTV	1
3	151139	DECAL,SLT30 LG	2
3	159347	DECAL, SLT35 LG	2
4	172139	PLACARD, SWINGMAST CONTROL	1
5	151149	PLACARD,EMRG DISC SLT30AC	1
6	151150	PLACARD,BATT CNCTR SLT30AC	1
7	163858	DATA PLATE, DREXEL FORKLIFT	1
8	104808	DECAL,ES TRUCK	1
9	0010122	DECAL, EE TRUCK	1
10	130418	DECAL, DREXEL DIVISION	1
11	159803	TAPE-PVC BLACK 4.0 WIDE	AR
12	171566	SAFETY LABELS SL/SLT (INCLUDES EXTRAS)	




Figure 1-13: Decals

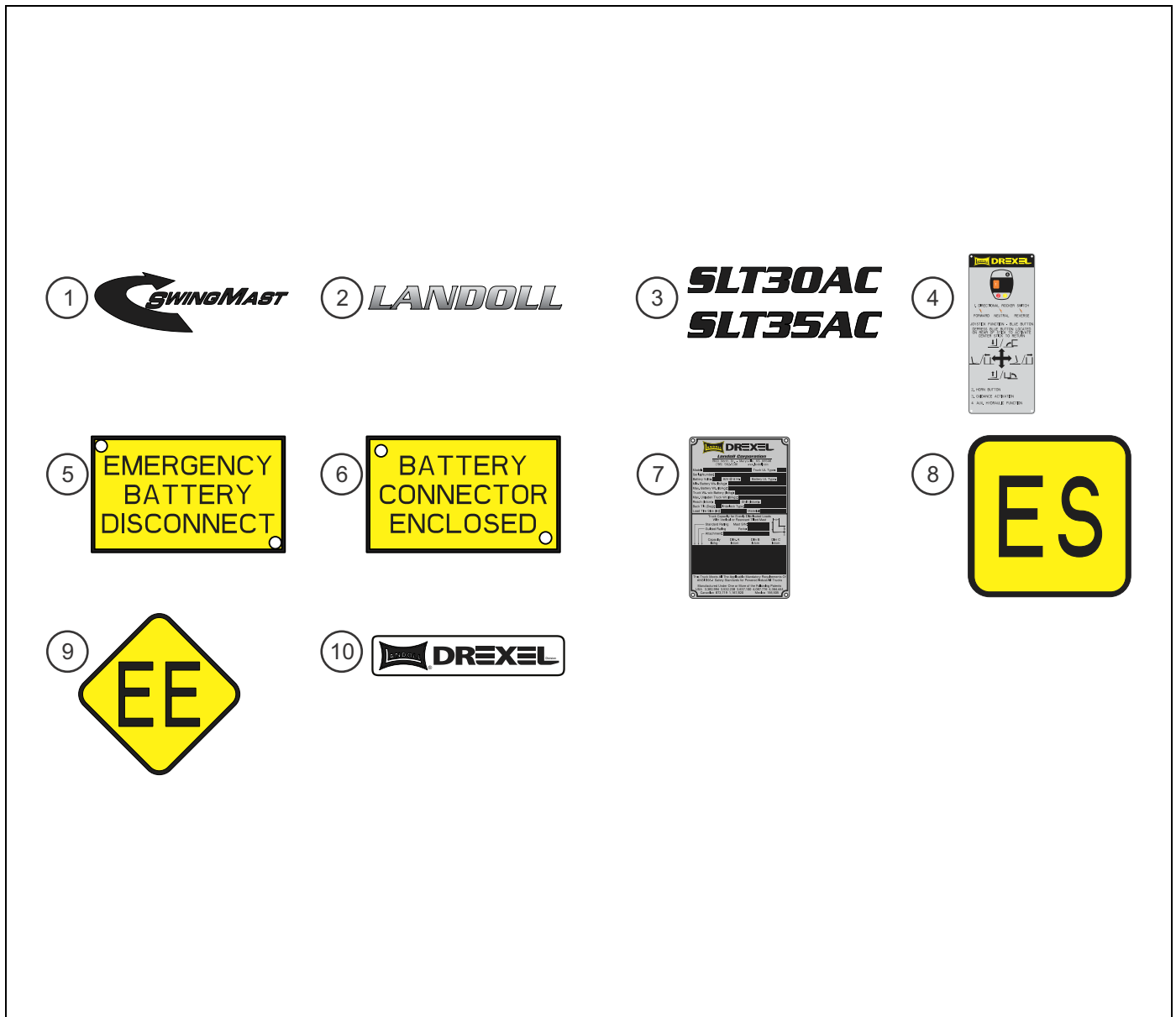


Figure 1-14: Decals (2 of 2)

Decals

ITEM	PART NUMBER	DESCRIPTION	QTY.
1	151136	DECAL, SWINGMAST 24IN	2
2	153795	DECAL, LANDOLL 2-1/2" REFLCTV	1
3	151139	DECAL,SLT30 LG	2
3	159347	DECAL, SLT35 LG	2
4	172139	PLACARD, SWINGMAST CONTROL	1
5	151149	PLACARD,EMRG DISC SLT30AC	1
6	151150	PLACARD,BATT CNCTR SLT30AC	1
7	163858	DATA PLATE, DREXEL FORKLIFT	1
8	104808	DECAL,ES TRUCK	1
9	0010122	DECAL, EE TRUCK	1
10	130418	DECAL, DREXEL DIVISION	1
11	171566	SAFETY LABELS SL/SLT (INCLUDES EXTRAS)	1

Electrical

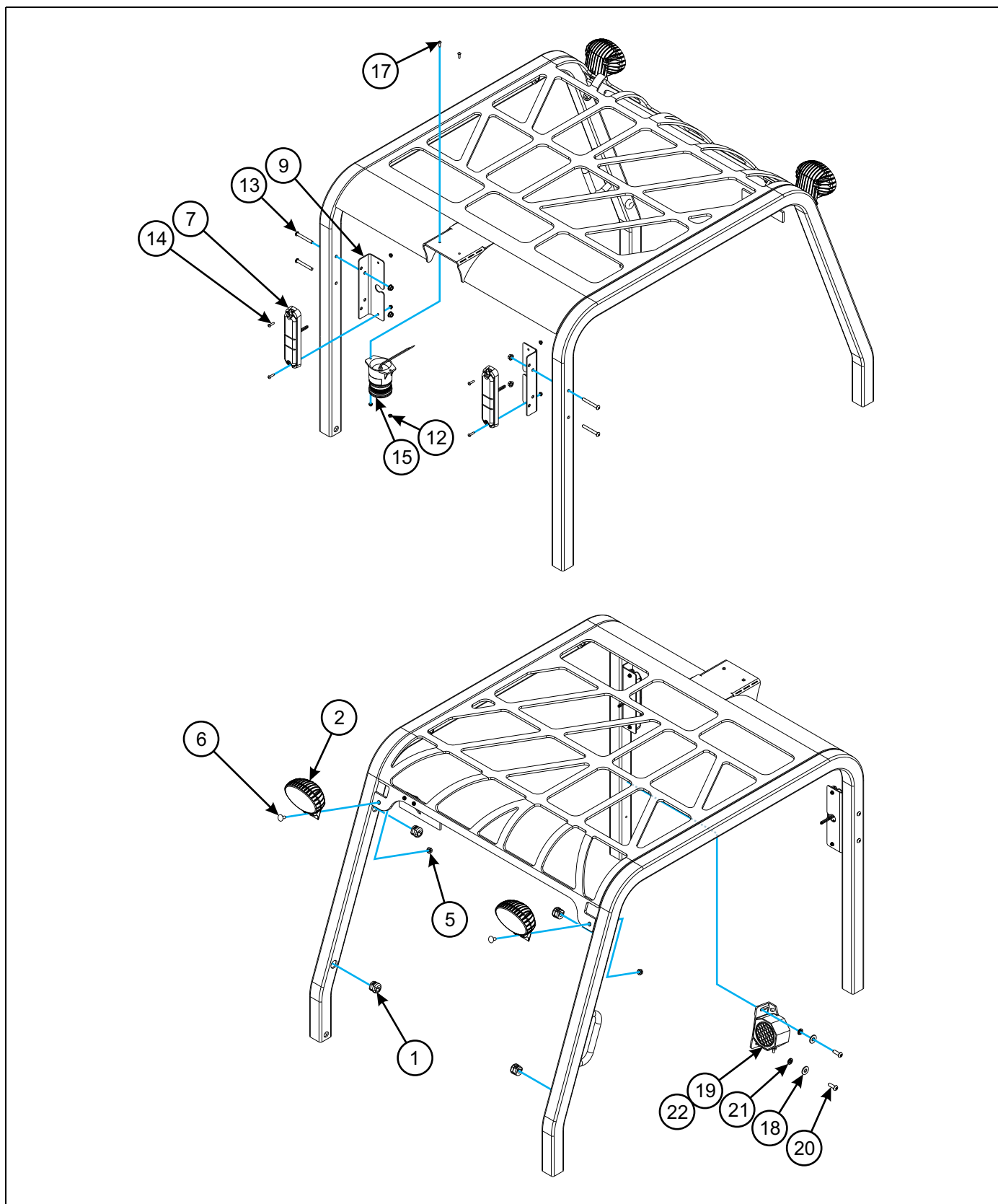


Figure 1-15: Alarm and Lighting

Alarm and Lighting

ITEM	PART NUMBER	DESCRIPTION	QTY.
1	108409	BUSHING,STR-THRU STRN RELIEF	
2	145816	LIGHT, 3 X 5 LED HOR OVAL	
3	153500	HARNESS,H/L RT SLT30AC (NOT SHOWN)	
4	153501	HARNESS,H/L LT SLT30AC (NOT SHOWN)	
5	159608	NUT, M8-1.2 SRTD FLG ZP	
6	159612	SCREW,M8-1.25X20 CRG 8.8 ZP	
7	145817	ASSY, 48V LED TAIL LIGHT (INCLUDED WITH ITEM 8)	
8	145099	TAILLIGHT LED 48V COMB BT (NOT SHOWN)	
9	146056	BRACKET, LED TAILLIGHT MNT	
10	153502	HARNESS,T/L RT SLT30AC (NOT SHOWN)	
11	153503	HARNESS,T/L LT SLT30AC (NOT SHOWN)	
12	159610	NUT, M5-0.8 SRTD FLG ZP	
13	159613	SCREW, M8-1.25X65 BHS 10.9 ZP	
14	159618	SCREW,M5-0.8X20 BHC 10.9 ZP	
15	146067	ASSY, 12-80V LED STROBE (INCLUDED WITH ITEM 16)	
16	145097	STROBELIGHT LED 12-80V BT (NOT SHOWN)	
17	27CM516ER	SCREW BUTTON HD. CL. 12.9	
18	1-861-010061-08	WASHER,METRIC 6 PLAIN	
19	117997	ALARM DB ADJ SMART BACKUP	
20	27CM616ER	HEX SOCKET BUTTON HEAD	
21	6EM60ER	WASHER LOCK SPRING M6 ZP	
22	0030021	ALARM VOICE BACK UP	

NOTE: Quantities not shown due to the variety of Lighting and Alarm kit options.

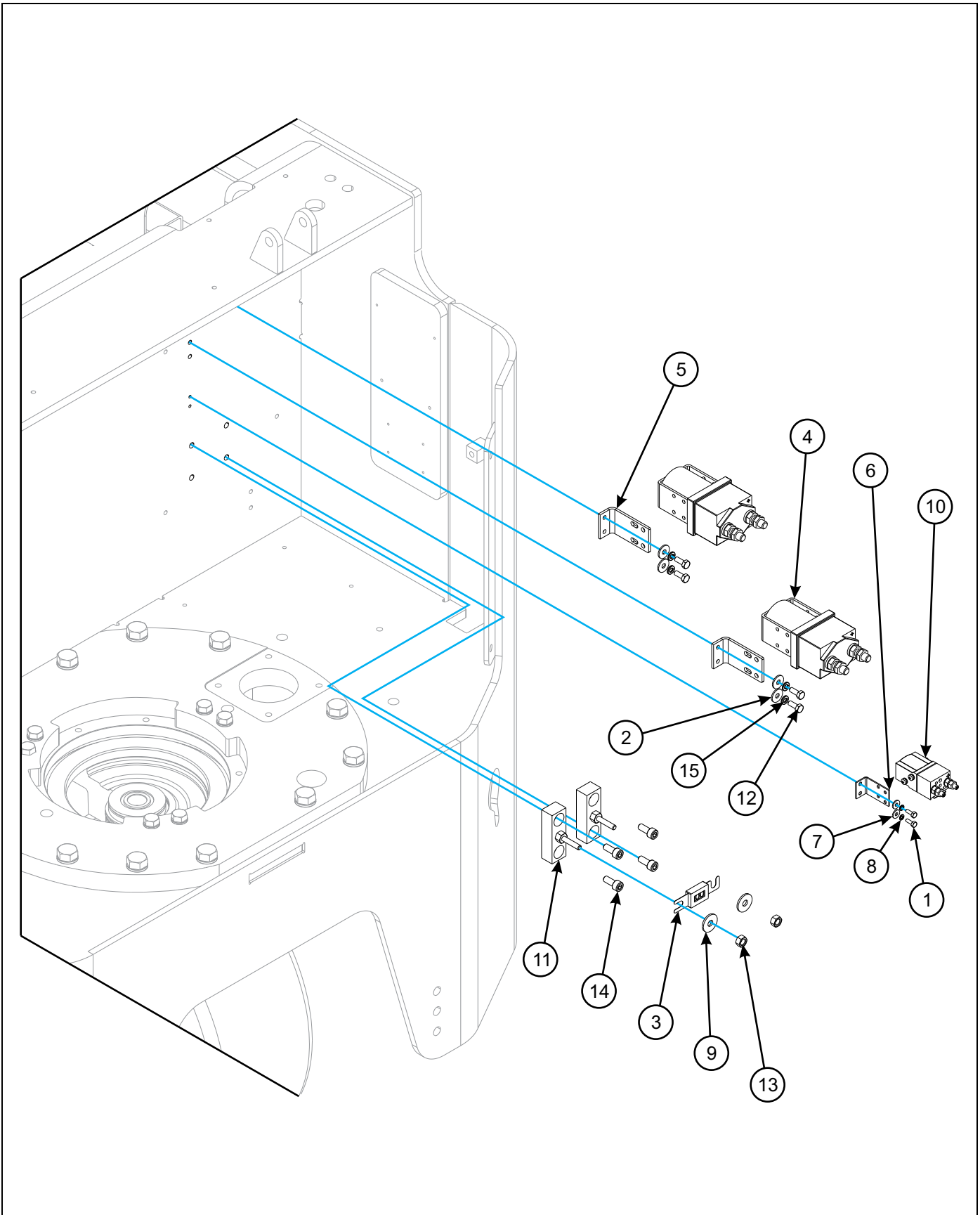


Figure 1-16: Contactors Installation

Contactors Installation

ITEM	PART NUMBER	DESCRIPTION	QTY.
1	1-654-010165-03	SCREW HHC M4X0 7X12 GR5	2
2	1-861-010061-08	WASHER,METRIC 6 PLAIN	4
3	129633	FUSE,100 AMP	1
4	143542	CONTACTOR, SW200 W/ DUST SHLD	2
5	143547	MOUNT,SW CONTACTOR B3-2	2
6	145406	L-BRACKET FOR CONTACTOR	1
7	149439	WASHER,FLAT M4 STD ZP	2
8	149441	WASHER,LKG HLCL SPR M4 ZP	2
9	146613	WSHR,5/16IDX5/64THK CONL SAF	2
10	152144	CONTACTOR,SW60 48V DC ENCLSD	1
11	15665	SINGLE FUSE BLOCK ASSY	2
12	1CM616ER	SCREW HX HD M6X16MM CL8.8 ZP	4
13	1DM8ER	NUT HEX HD M8X1.25 CL8.8	2
14	3GM820ER	SCREW,SOCKET HD CL 12.9	4
15	6EM60ER	WASHER LOCK SPRING M6 ZP	4

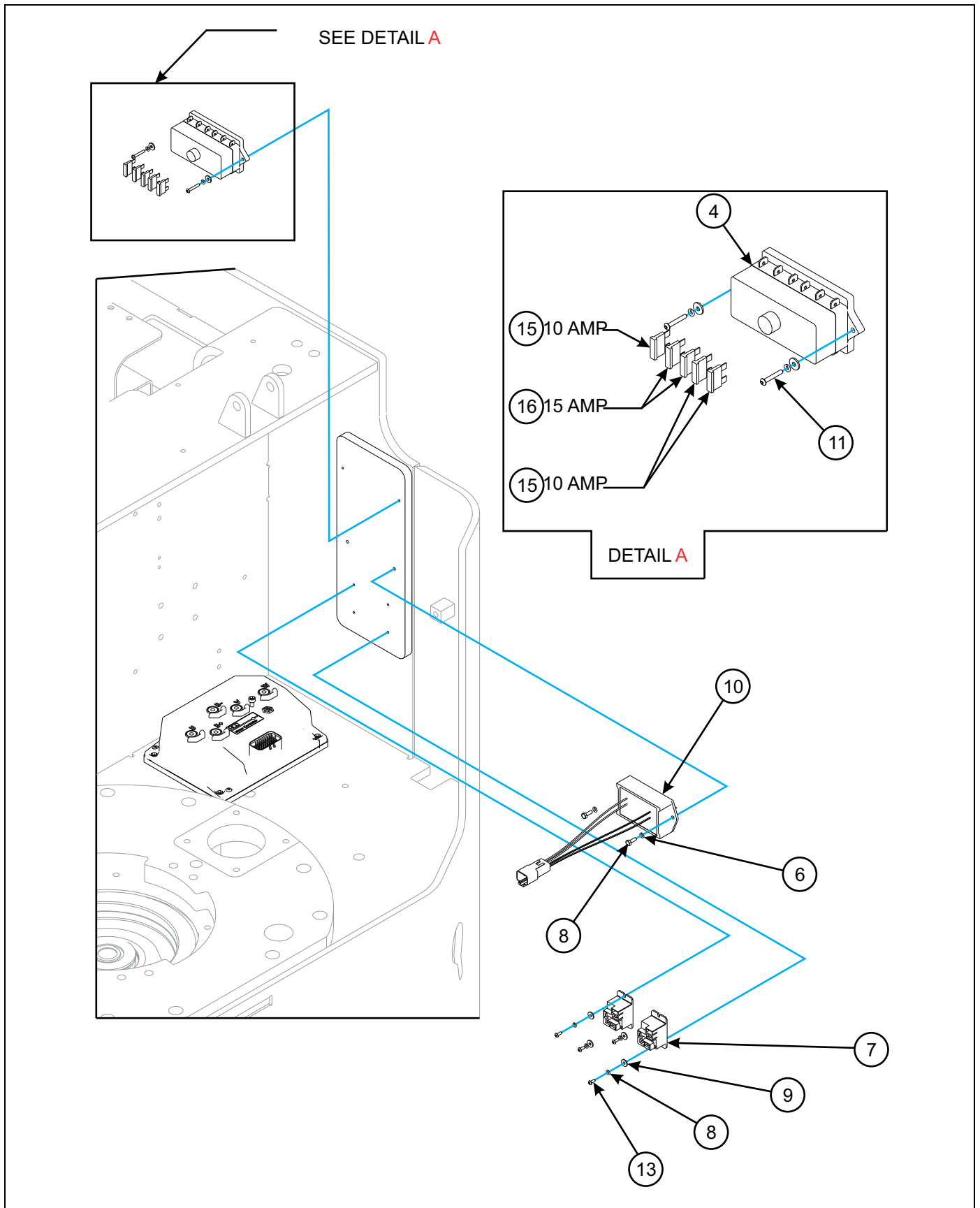


Figure 1-17: Controller Installation (1 of 2)

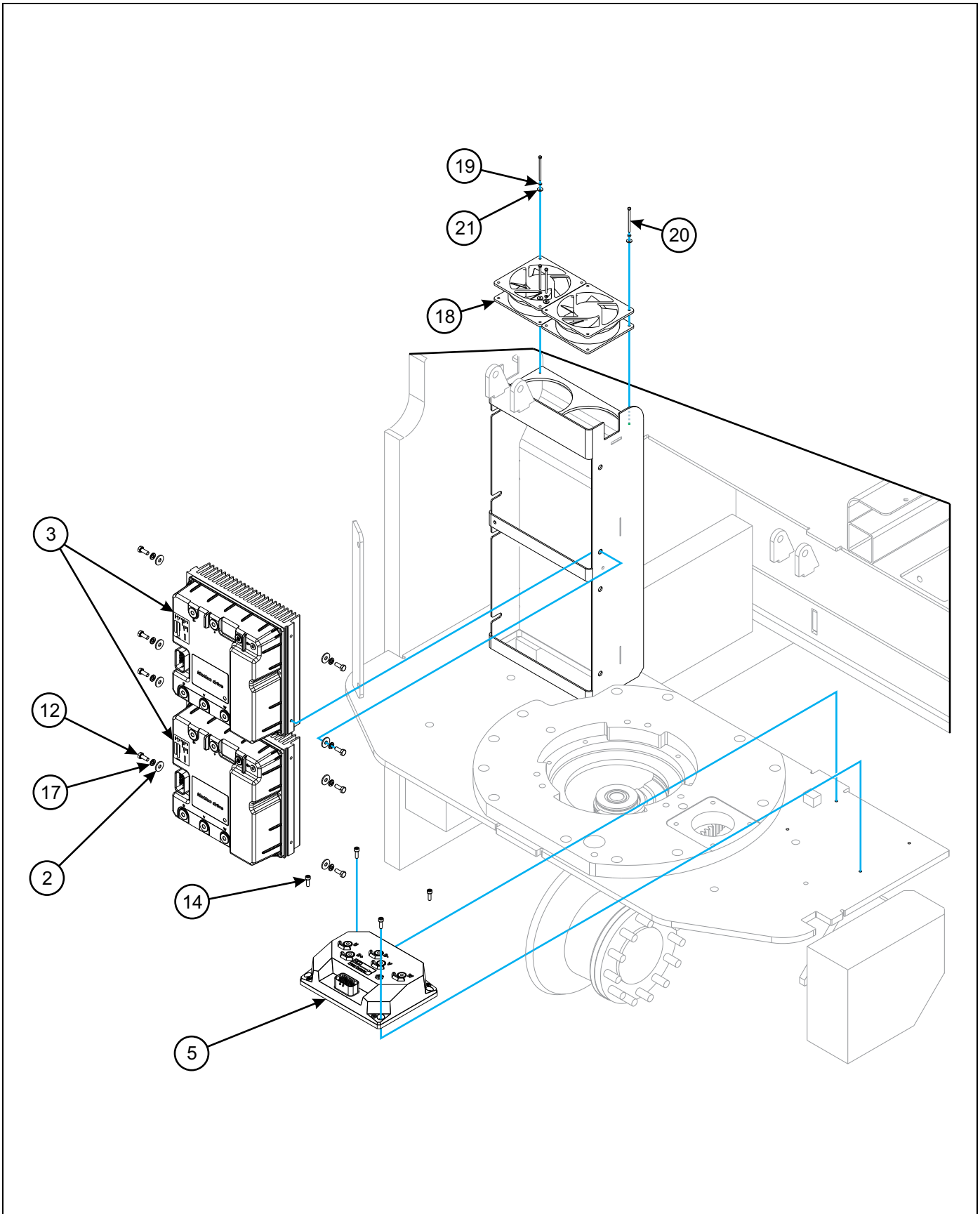


Figure 1-18: Controller Installation (2 of 2)

Controller Installation

ITEM	PART NUMBER	DESCRIPTION	QTY.
1	1-654-010165-03	SCREW HHC M4X0 7X12 GR5	2
2	1-861-010061-08	WASHER,METRIC 6 PLAIN	8
3	143553	DANAHER AC SUPERDRIVE 525A	2
4	146061	HOLDER, COVERED 6 FUSE	1
5	147032	DANAHER ACD STEERING CONTROL	1
6	149441	WASHER,LKG HLCL SPR M4 ZP	2
7	153286	RELAY, 48V	2
8	153492	WASHER,M3 HLCL LKG SPR ZP	6
9	153495	WASHER,M3 FLAT STD ZP	6
10	159604	CONVERTER ASSY, SLT 30AC (08/29/2012 AND PRIOR)	1
10	172191	CONVERTER,48V TO 12V 10AMP (08/30/2012 TO 04/13/2014)	1
10	181498	JOYSTICK CONVERTER BYPASS ASSY (04/3/2014 AND AFTER)	1
11	156185	SCREW,M3-0.5X20 BHS 10.9 ZP	2
12	1CM616ER	SCREW HX HD M6X16MM CL8.8 ZP	8
13	27CM308ER	SCREW M3 X 0.5-8 BUTTON	4
14	3GM516ER	SCREW SOCKET HD CL 12.9	4
15	40-0917-10	FUSE, ATO/ATC 10AMP	3
16	40-0917-15	FUSE ATO/ATC 15AMP	2
17	6EM60ER	WASHER LOCK SPRING M6 ZP	8
18	159602	FAN ASSY, 135CFM W/ DEUTSCH	2
19	153492	WASHER,M3 HLCL LKG SPR ZP	4
20	153493	SCREW,M3-0.5X50 HCS 8.8 ZP	4
21	153495	WASHER,M3 FLAT STD ZP	4

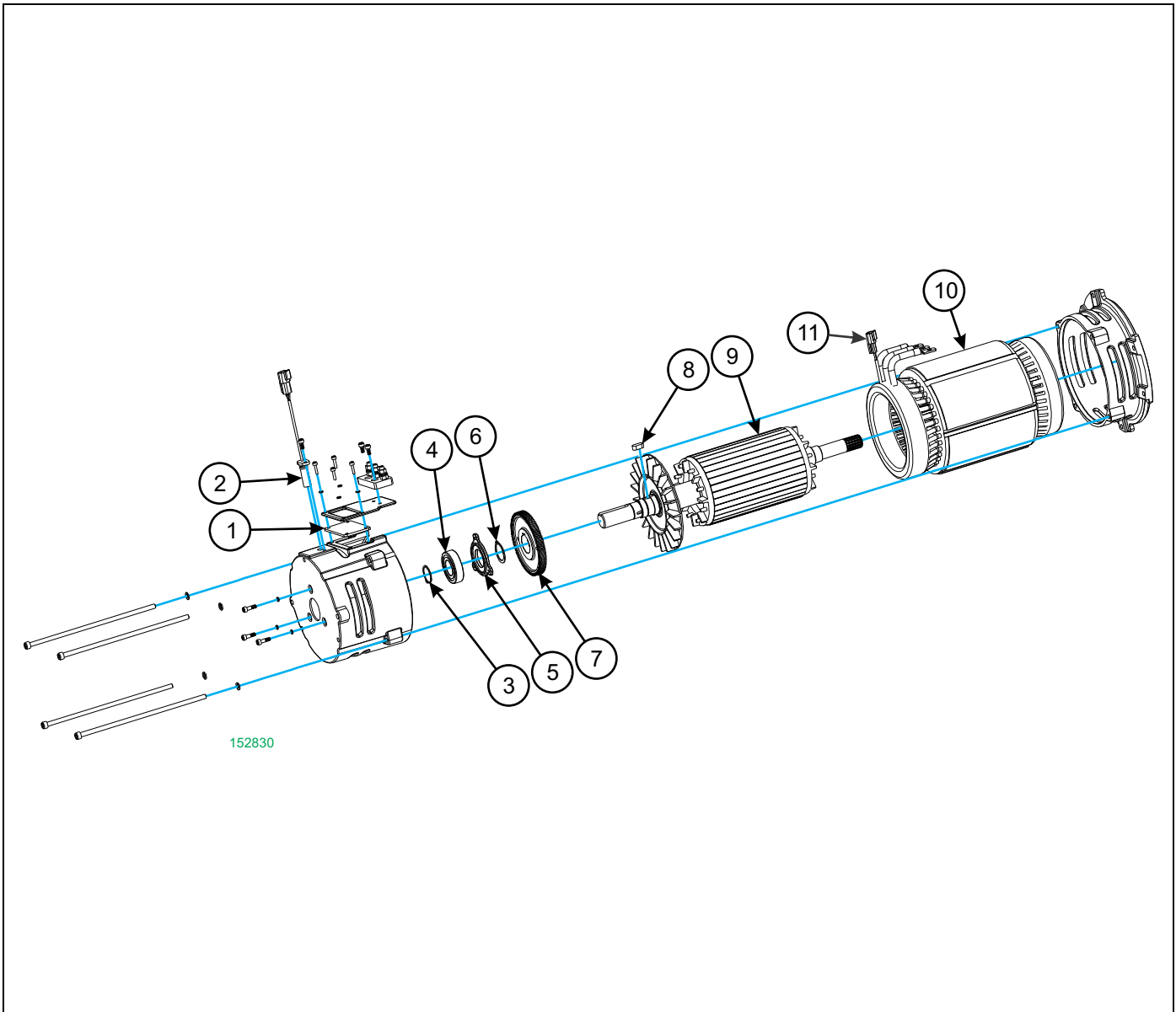


Figure 1-19: Drive Motor Assembly

Drive Motor Assembly

ITEM	PART NUMBER	DESCRIPTION	QTY.
	152830	MOTOR, DRIVE GK40 MNT SLT30AC	
1	159993	SEAL	1
2	182956	ASSY, SLTAC TRACTION ENCODER	1
3	159995	RETAINING RING	1
4	155293	BEARING,BT AC PUMP MTR	1
5	159996	BEARING PRESS PLATE	1
6	159997	RETAINING RING	1
7	159998	PULSE WHEEL	1
8	159999	KEY	1
9	160000	ROTOR	1
10	160001	WOUND STATOR	1
11	155296	SENSOR, AC MOTOR THERMAL	1

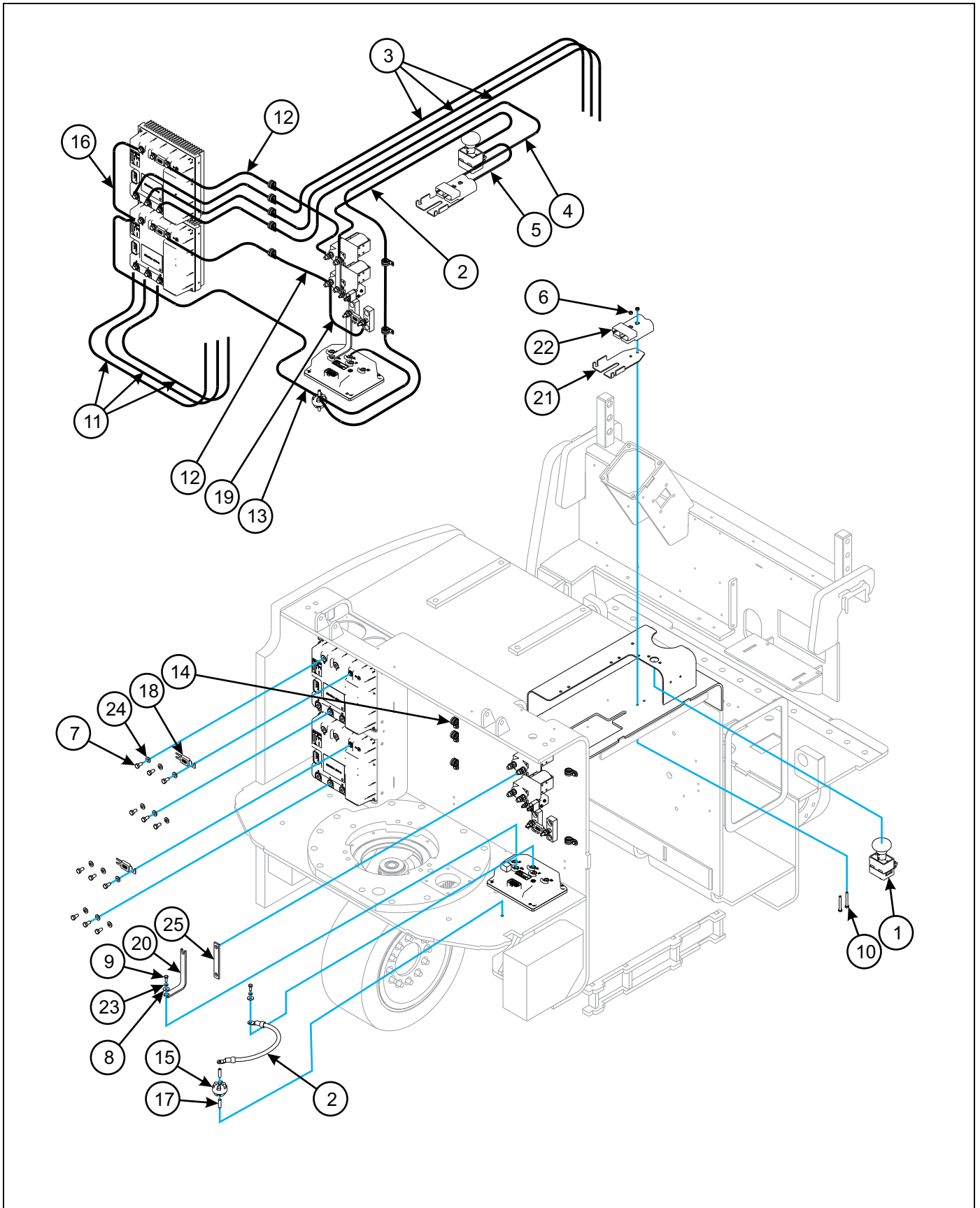


Figure 1-20: Heavy Cable Components

Heavy Cable Components

ITEM	PART NUMBER	DESCRIPTION	QTY.
1	0030010	SWITCH,EMERGENCY KILL,BENDI48	1
2	0037001-017	CABLE ASSY 1/0X17	2
3	0037001-092	CABLE ASSY 1/0X92	3
4	0037003-018	CABLE 2/0X18 MAIN LEADS	1
5	0037003-070	CABLE 2/0X70 MAIN LEADS	1
6	1-513-010002-05	NUT,METRIC HEX M6X1.0	2
7	1-654-010166-03	SCREW M8-1.25X16 HCS 8.8 ZP	12
8	1-861-010061-08	WASHER,METRIC 6 PLAIN	9
9	1CM616ER	SCREW HX HD M6X16MM CL8.8 ZP	9
10	1CM650ER	SCREW, HEX CAP M6X1-50	2
11	114609	CABLE ASSY 1/0X30	3
12	114610	CABLE ASSY 1/0X36	3
13	116486	CABLE ASSY 1/0X50	1
14	125894	CLAMP, CABLE 5/8 SST	7
15	168286	INSULATOR 600V STANDOFF 10MM	1
16	146081	ASSY, 1/0 X 17 CABLE	1
17	15GM1030ER	SCREW SET HEX SOC M10X30MM ZP	2
18	146298	FUSE, 600 AMP 125V ANN TYPE	2
19	146082	ASSY, 1/0 X 12-1/2 CABLE	1
20	152125	BUSS BAR, ACD B+ SLT30AC	1
21	25602	BASE PLATE	1
22	30008	CONNECTOR BATTERY SB350 BLUE	1
23	6EM60ER	WASHER LOCK SPRING M6 ZP	9
24	146613	WSHR,5/16IDX5/64THK CONL SAF	14
25	155305	BUSS,CONTRACTOR POWER SLT60AC	1
26	100826	NUT, HEX, M10X1.5	1
27	6EM100ER	LOCKWASHER M10 ZP	1
28	149443	WASHER,FLAT M10 STD ZP	1

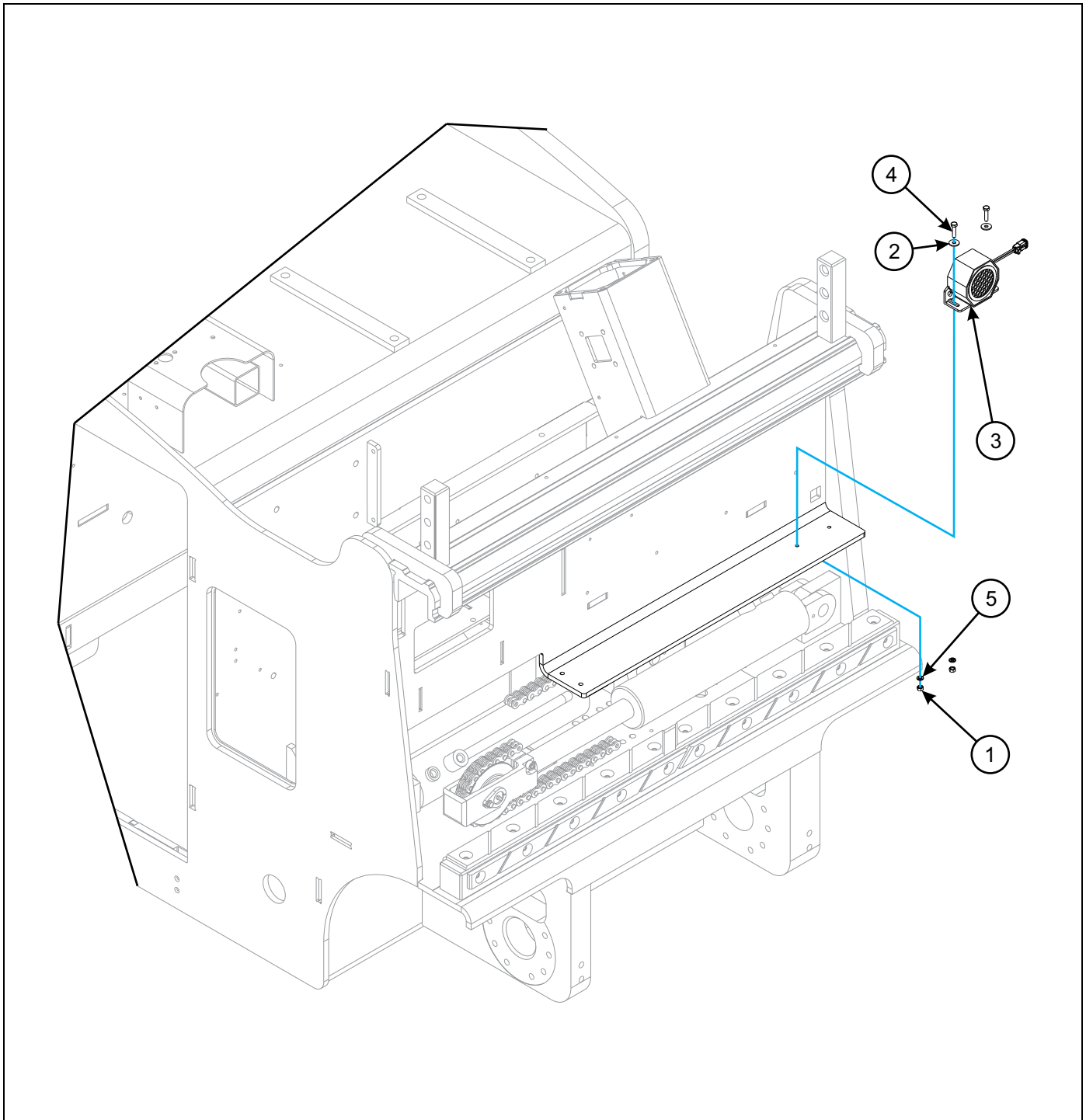


Figure 1-21: Horn Installation

Horn Installation

ITEM	PART NUMBER	DESCRIPTION	QTY.
1	1-513-010002-05	NUT,METRIC HEX M6X1.0	2
2	1-861-010061-08	WASHER,METRIC 6 PLAIN	2
3	116144	HORN, BT ELECTRONIC	1
4	1CM625ER	SCREW HEX CAP M6X25MM CL8.8	2
5	6EM60ER	WASHER LOCK SPRING M6 ZP	2

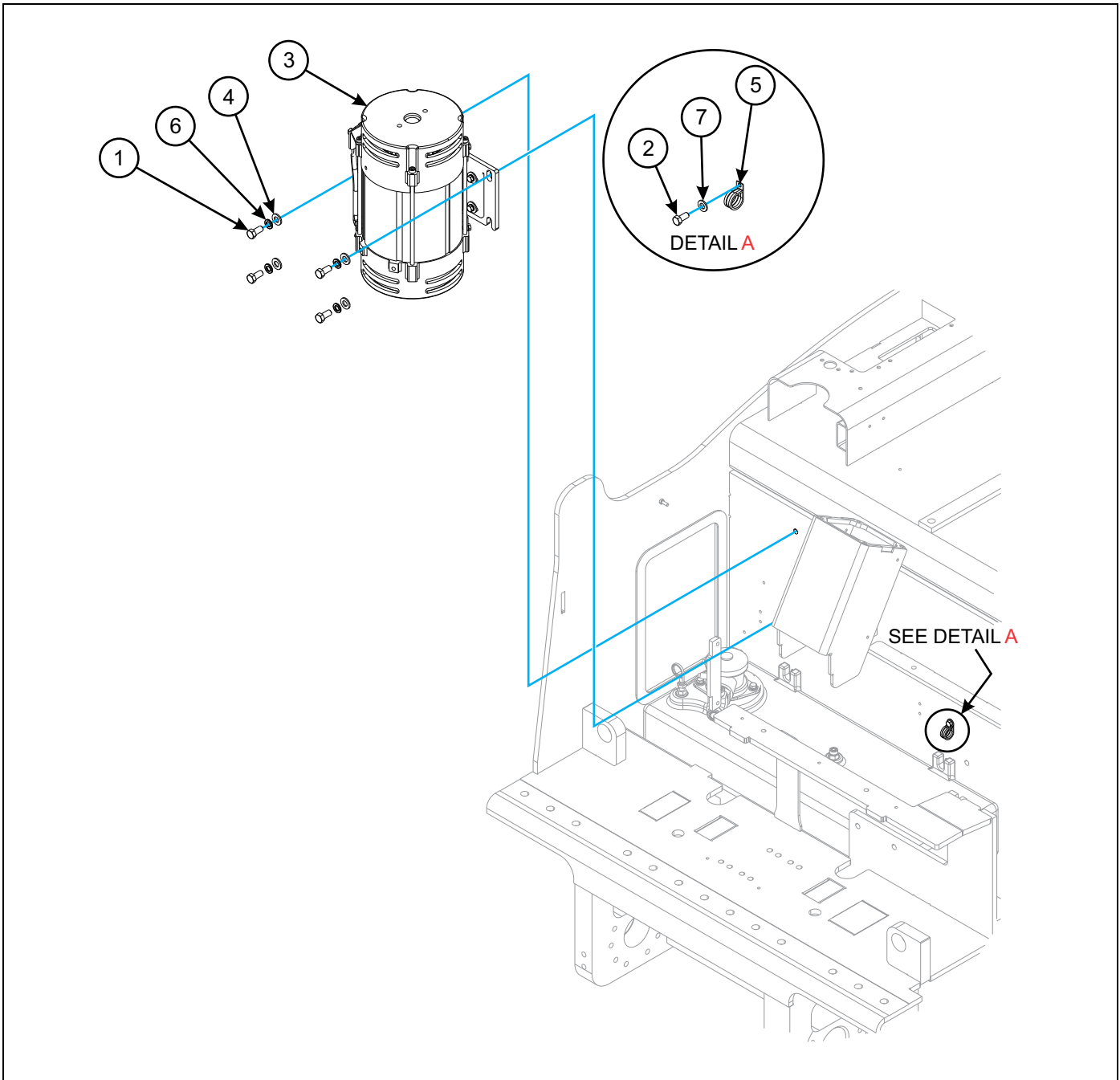


Figure 1-22: Hydraulic Pump Installation (Prior to 10/17/2013)

Hydraulic Pump Installation (Prior to 10/17/2013)

ITEM	PART NUMBER	DESCRIPTION	QTY.
1	133257	SCREW M12-1.75X20 HCS 8.8 ZP	4
2	1-654-010166-03	SCREW M8-1.25X16 HCS 8.8 ZP	1
3	149356	PUMP ASSY,LIFT SLT30AC (SEE PAGE 1-36)	1
4	149431	WASHER, FLAT M12 NRW ZP	4
5	239-9076-009	CLAMP, HOSE 1-1/4,LOOM	1
6	6EM120ER	WASHER LOCK SPRING M12 ZP	4
7	6EM80ER	WASHER LOCK SPRING M8	1

* Continued to be used on all EE SLTAC trucks.

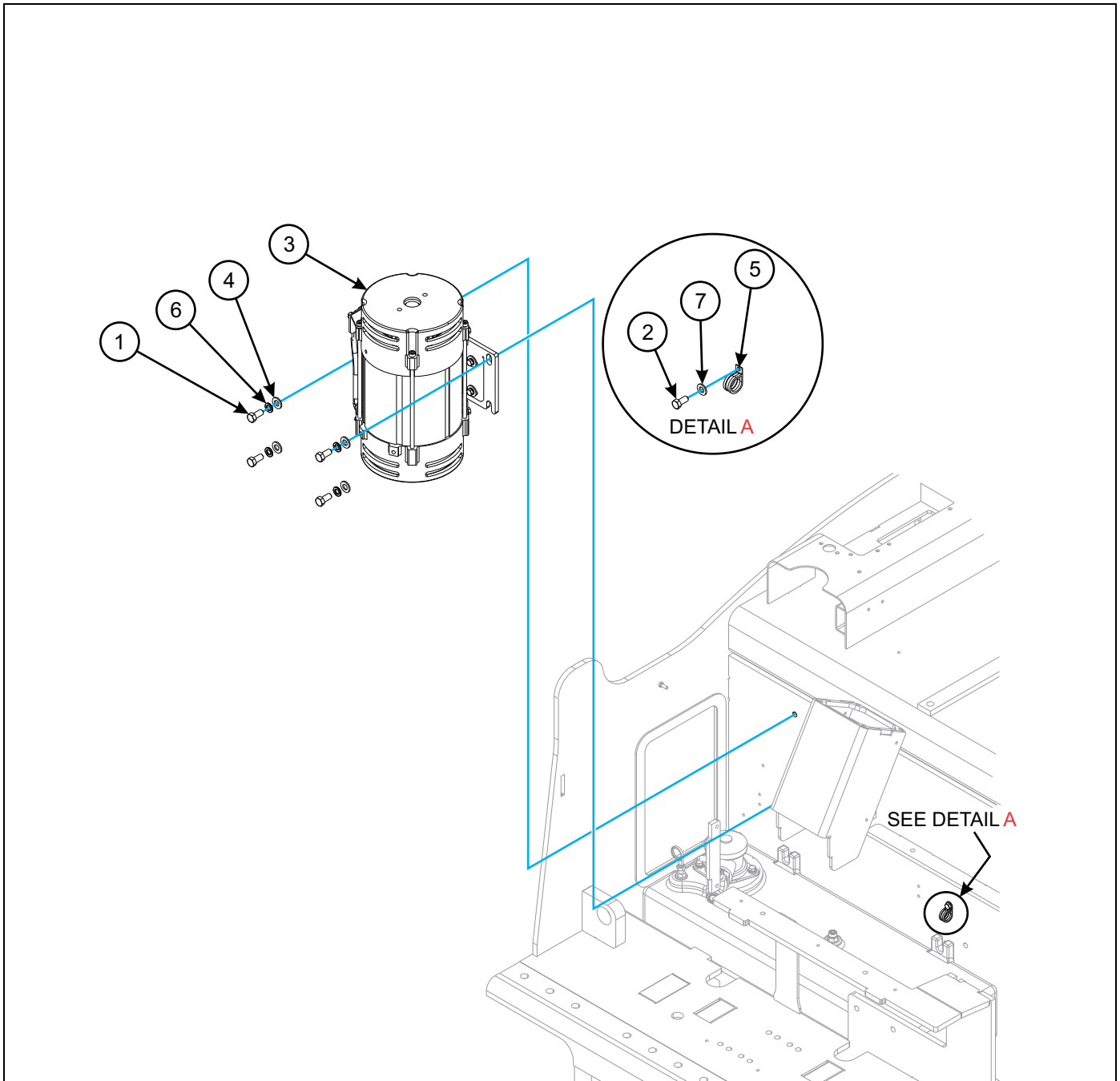
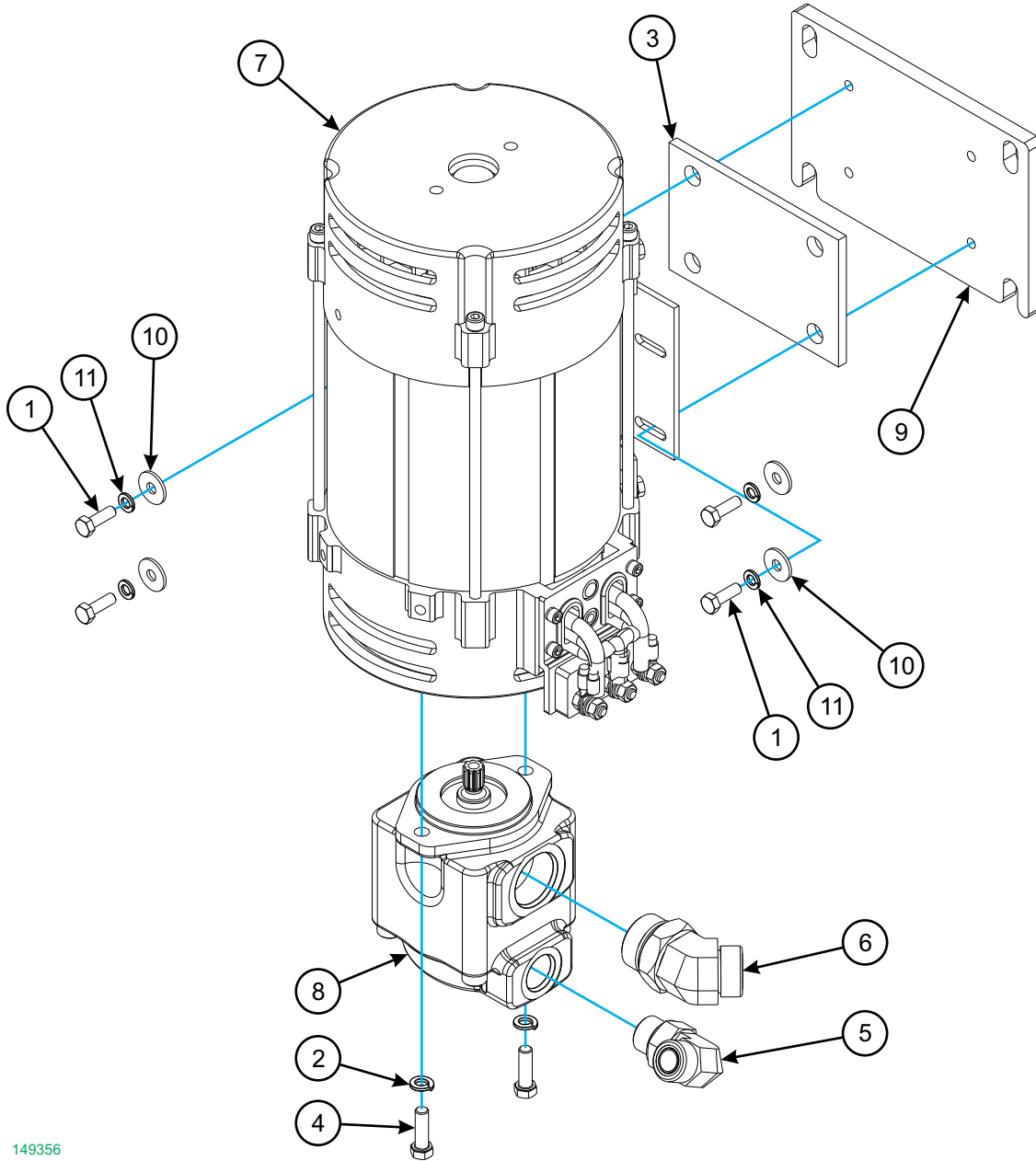


Figure 1-23: Hydraulic Pump Installation (After 10/17/2013)

Hydraulic Pump Installation (After 10/17/2013)

ITEM	PART NUMBER	DESCRIPTION	QTY.
1	1CM850ER	SCREW HX HD M8 50MM CL8.8 ZP	4
2	1-654-010166-03	SCREW M8-1.25X16 HCS 8.8 ZP	1
3	149356	PUMP ASSY,LIFT SLT30AC (SEE PAGE 1-36)	1
4	149442	WASHER, FLAT M8 STD ZP	4
5	239-9076-009	CLAMP, HOSE 1-1/4,LOOM	1
6	6EM080ER	WASHER LOCK SPRING M8	5
7	6EM80ER	WASHER LOCK SPRING M8	5

* Continued to be used on all EE SLTAC trucks.



149356

Figure 1-24: Lift Pump Assembly (Prior to 10/17/2013)

Lift Pump Assembly (Prior to 10/17/2013)

ITEM	PART NUMBER	DESCRIPTION	QTY.
	149356	PUMP ASSY,LIFT SLT30AC	
1	1CM825ER	SCREW,HH-M8X1.25-25-ZP-CL8.8	4
2	1-861-010034-11	WASHER, LKG HLCL SPR, 3/8	2
3	104400	ISOLATION PAD,MOTOR MOUNTS	1
4	110-0010	CAPSCREW,HX HD-3/8-24NFX1-1/4	2
5	110116	ADAPTER,#12ORB X #12ORS 90DEG	1
6	130608	ADAPTER,#16ORSX#20CRSC,45 ELB	1
7	143343	MOTOR,AC LIFT PUMP (SEE PAGE 1-36)	1
8	171510	PUMP,25CC,SAE A,9TOOTH,ROTARY	1
9	149302	PLATE,PUMP MTR SLT30AC	1
10	149442	WASHER,FLAT M8 STD ZP	4
11	6EM80ER	WASHER LOCK SPRING M8	4

* Continues to be used on all EE SLTAC trucks.

ILLUSTRATED PARTS LIST

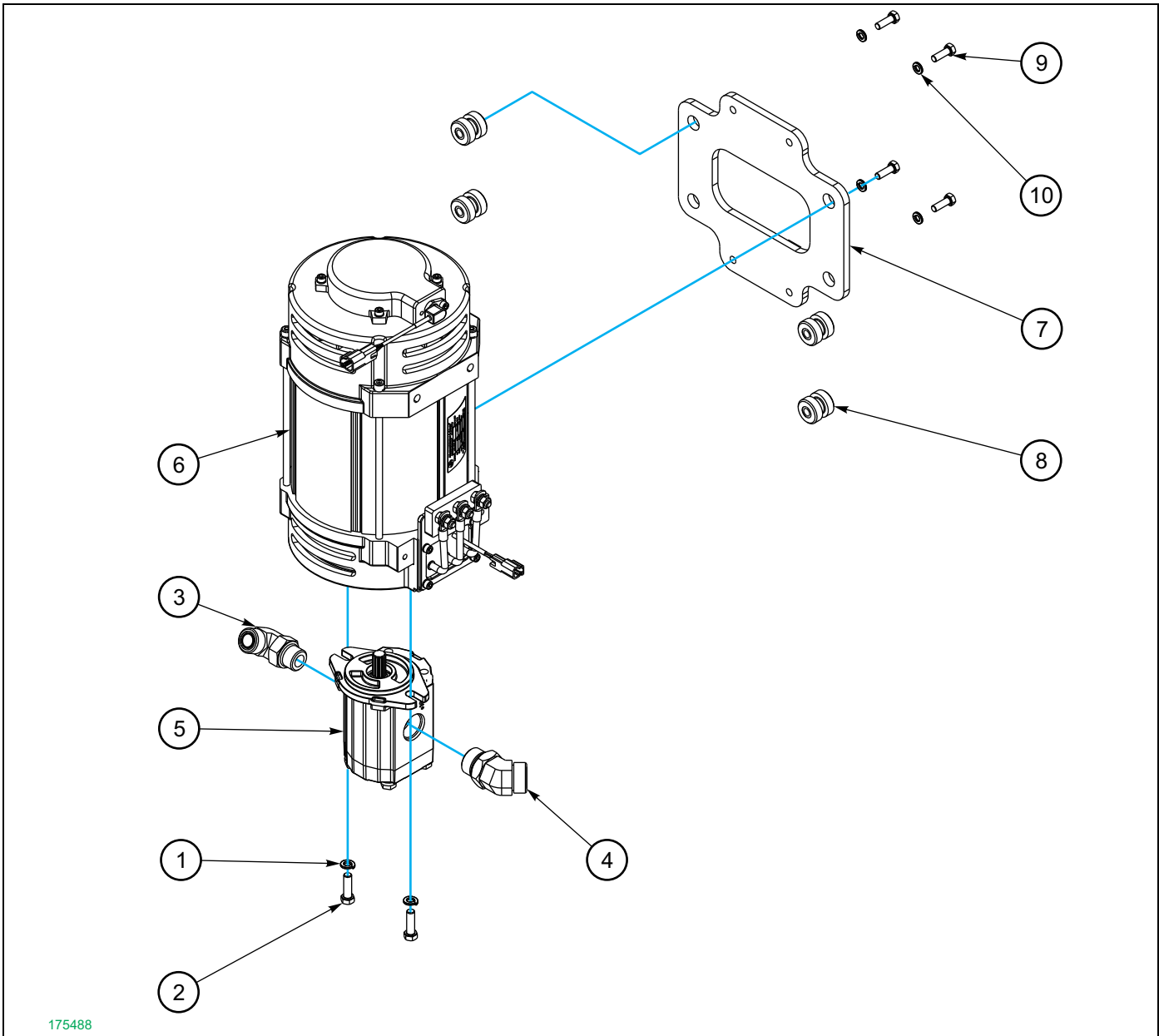


Figure 1-25: Lift Pump Assembly (After 10/17/13)

Lift Pump Assembly (After 10/17/13)

ITEM	PART NUMBER	DESCRIPTION	QTY.
	175488	PUMP ASSY GEN 2, SLT30AC	
1	1-861-010034-11	WASHER, LKG HLCL SPR, 3/8	2
2	110-0010	CAPSCREW,HX HD-3/8-24NFX1-1/4	2
3	110116	ADAPTER,#12ORB X #12ORS 90DEG	1
4	123909	ADAPTER,#16ORSX#16ORB,45 ELB	1
5	171510	PUMP,25CC,SAE A,9TOOTH,ROTARY	1
6	171592	MOTOR,LIFT AMD 9TH EXT SENS	1
7	175487	PLATE, PUMP MTR SLT30AC	1
8	176128	MOUNT,280# AX,55# RAD ANTI-VIB	4
9	1CM825ER	SCREW,HH-M8X1.25-25-ZP-CL8.8	4
10	6EM80ER	WASHER LOCK SPRING M8	4

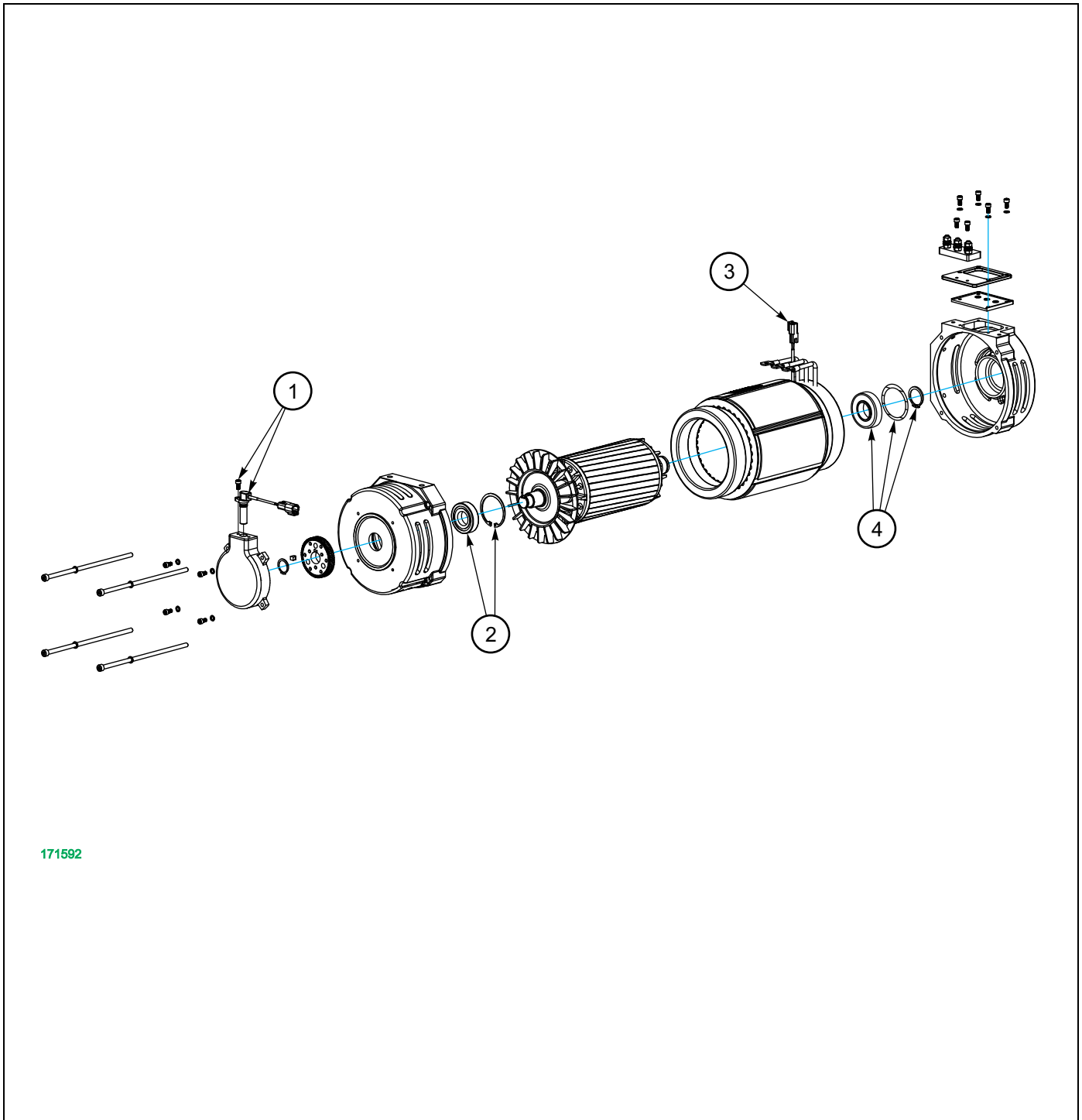


Figure 1-26: Lift Pump Motor Assembly

Lift Pump Motor Assembly

ITEM	PART NUMBER	DESCRIPTION	QTY.
	171592	MOTOR,LIFT AMD 9TH EXT SENS	
1	182955	ASSY, BT/SLTAC PUMP ENCODER	1
2	183334	KIT,171592 DRIVE END BEARING	1
3	155296	SENSOR, AC MOTOR THERMAL	1
4	183333	KIT,171592 CLOSED END BEARING	1

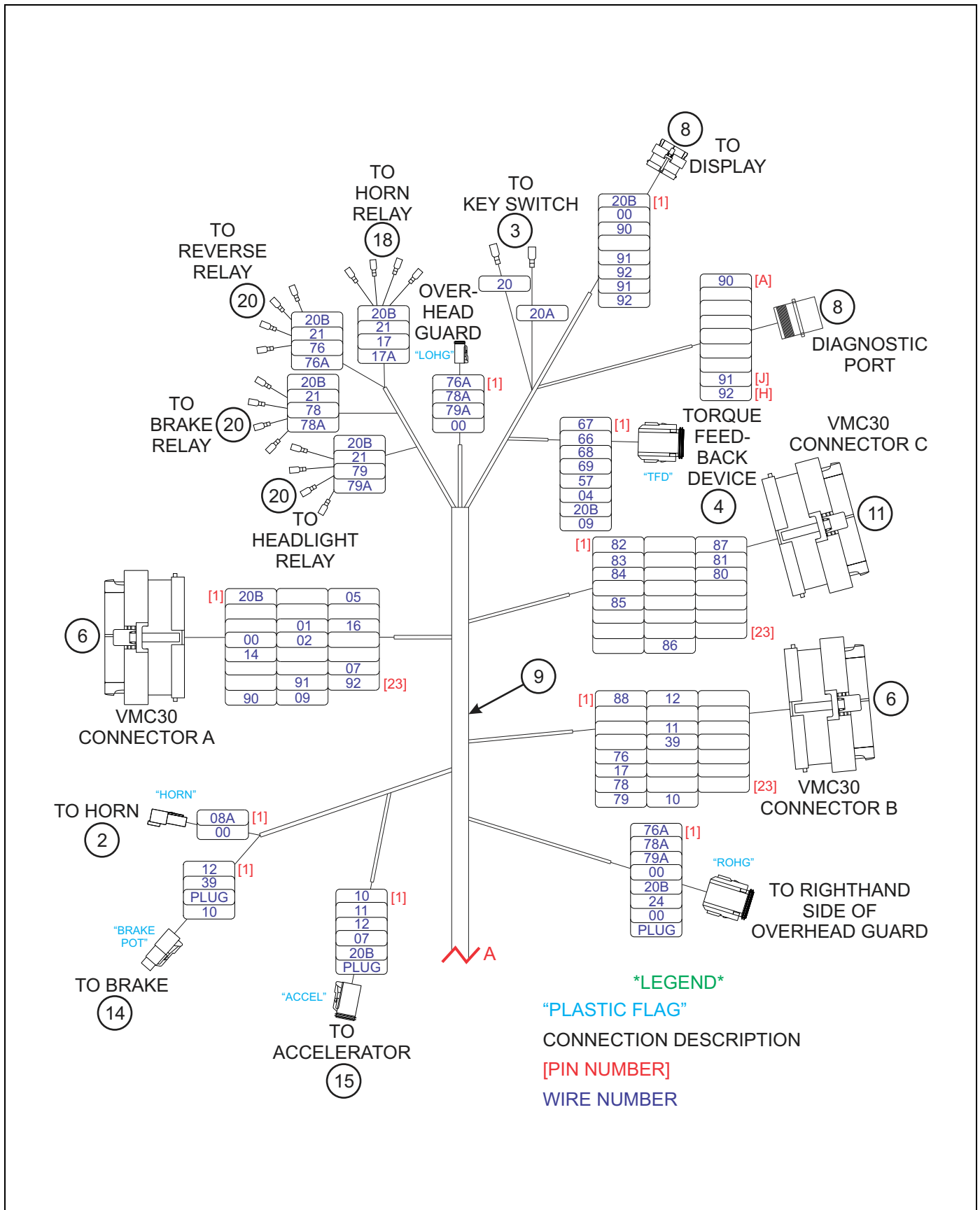


Figure 1-27: Light Wiring Diagram (1 of 3)

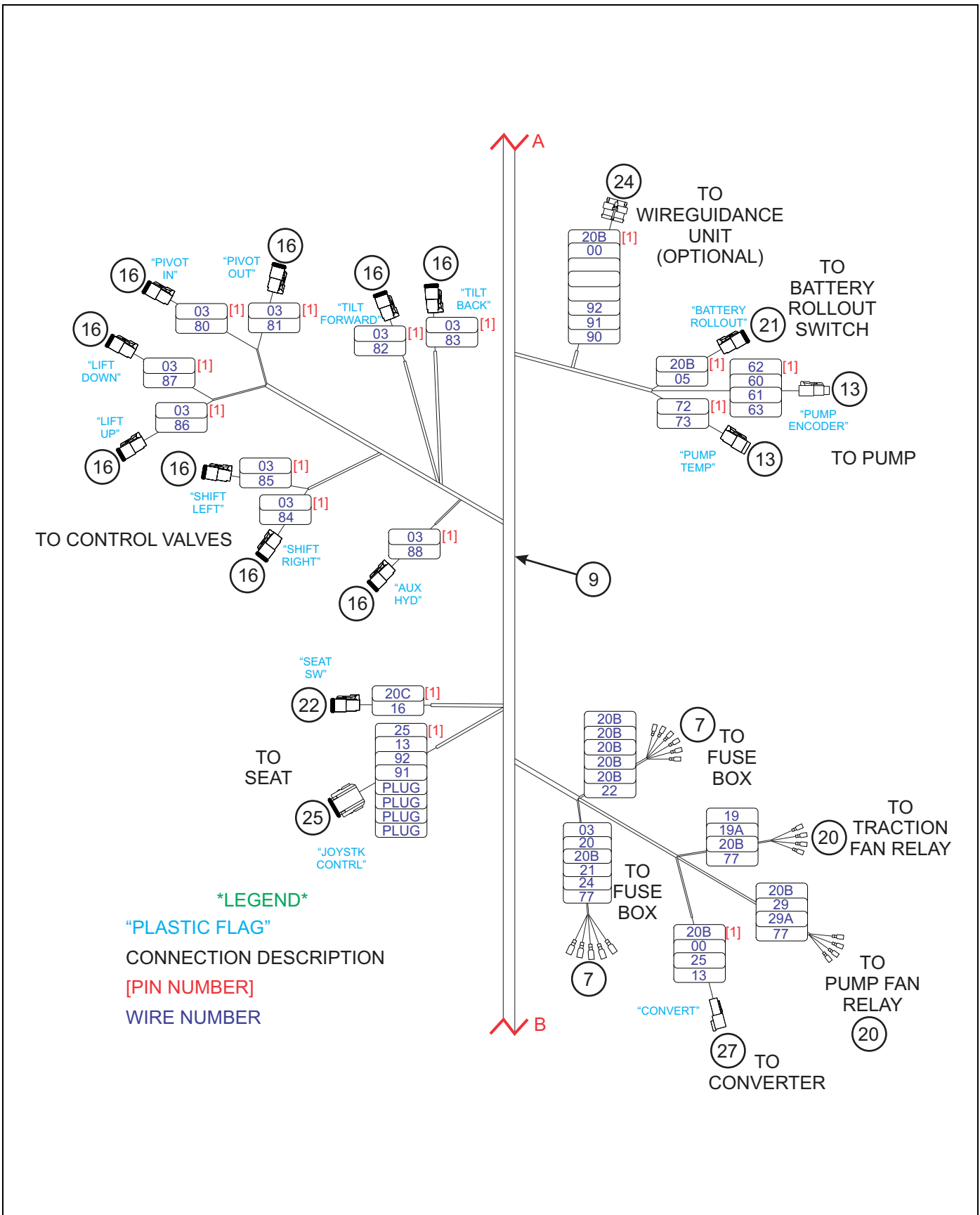


Figure 1-28: Light Wiring Diagram (2 of 3)

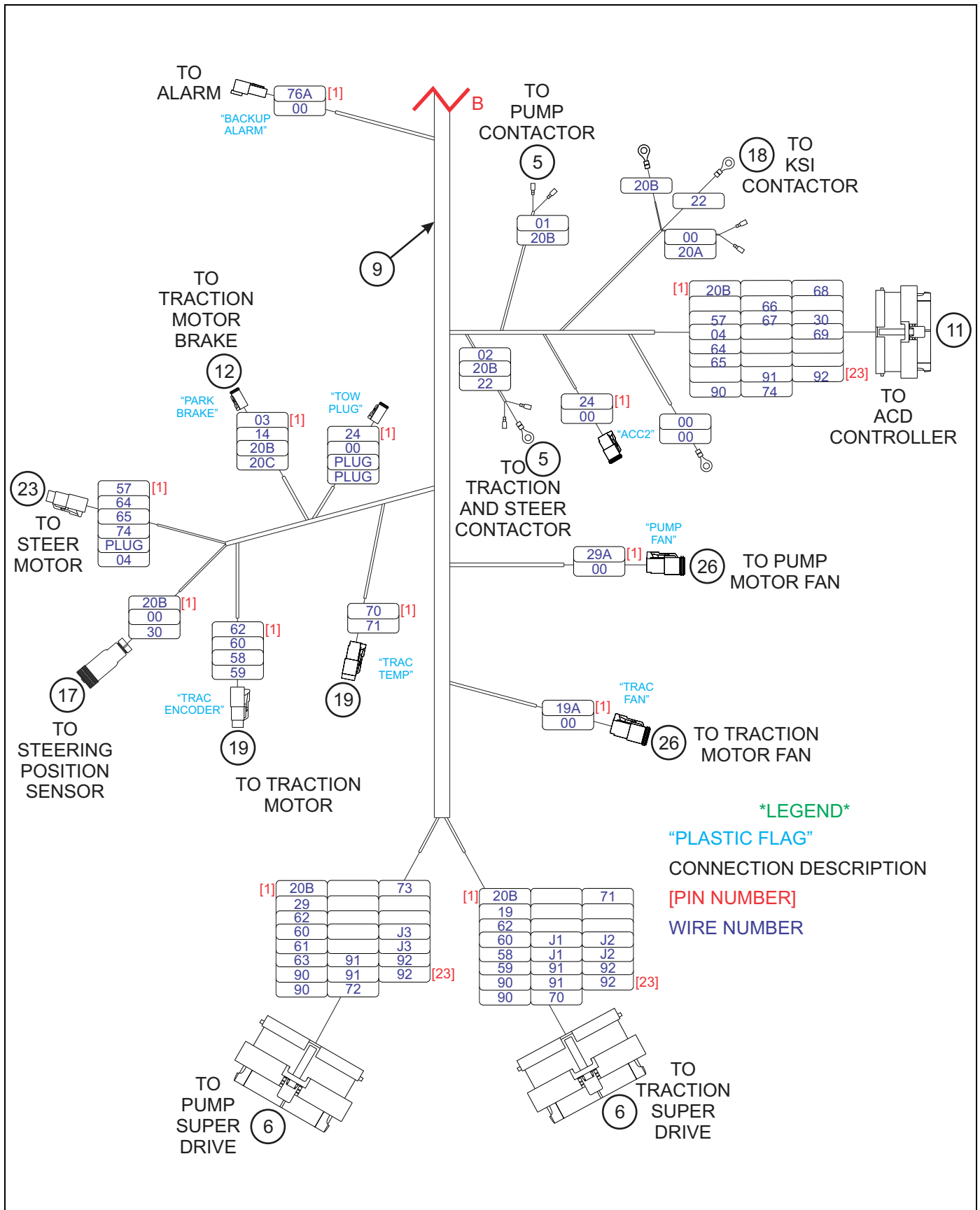


Figure 1-29: Light Wiring Diagram (3 of 3)

Light Wiring Diagram

ITEM	PART NUMBER	DESCRIPTION	QTY.
1	0030010	SWITCH,EMERGENCY KILL,BENDI48	1
2	116144	HORN, BT ELECTRONIC	1
3	135617	KEYSWITCH,2POSITION,HEAVYDUTY	1
4	140987	STEERING COLUMN ASSY,STL30AC (SEE PAGE 1-92)	1
5	143542	CONTACTOR, SW200 W/ DUST SHLD	2
6	143553	DANAHER AC SUPERDRIVE 525A	2
7	146061	HOLDER, COVERED 6 FUSE	1
8	146300	OPT 100 DASH DISPLAY	1
9	146337	HARNESS,MAIN SLT30AC	1
10	147031	DANAHER VMC30 ELECT HYD CONT (PRIOR TO 05-11-15)	1
10	189991	DANAHER,VMC30-EHC GEN-II (AFTER TO 05-11-15)	1
11	147032	DANAHER ACD STEERING CONTROL	1
12	147033	DANAHER ELECTRIC PARKING BRAK	1
13	149356	PUMP ASSY,LIFT SLT30AC (PRIOR TO 10/17/13) (SEE PAGE 1-36)	1
13	175488	PUMP ASSY GEN 2, SLT30AC (AFTER 10/17/13) (SEE PAGE 1-38)	1
14	149389	BRAKE PEDAL ASSY,SLT30AC (SEE PAGE 1-4)	1
15	149407	ACCELERATOR ASSY,SLT30AC (SEE PAGE 1-77)	1
16	150740	VALVE, SLT 30 AC PROP HYD (SEE PAGE 1-53)	1
17	152076	SENSOR, PROXIMITY SLT30 AC	1
18	152144	CONTACTOR,SW60 48V DC ENCLSD	1
19	152830	MOTOR, DRIVE GK40 MNT SLT30AC (SEE PAGE 1-30)	1
20	153286	RELAY, 48V	4
21	154040	SWITCH, ROLLOUT REST SLT30AC	1
22	154575	SEAT, VINYL ADJ ARM W/SWVL (SEE PAGE 1-88)	1
22	154576	SEAT, CLOTH ADJ ARM W/SWVL (SEE PAGE 1-88)	1
23	157340	MOTOR, DANAHER STEER SLT30AC	1
24	157544	WGU, SLT30AC 250 BAUD RATE	1
25	172135	JOYSTICK, SLTAC ELOBAU (REPLACES P/N 158972)	1
26	159602	FAN ASSY, 135CFM W/ DEUTSCH	2
27	159604	CONVERTER ASSY, SLT 30AC	1
28	128554	DEUTSCH SERVICE KIT	

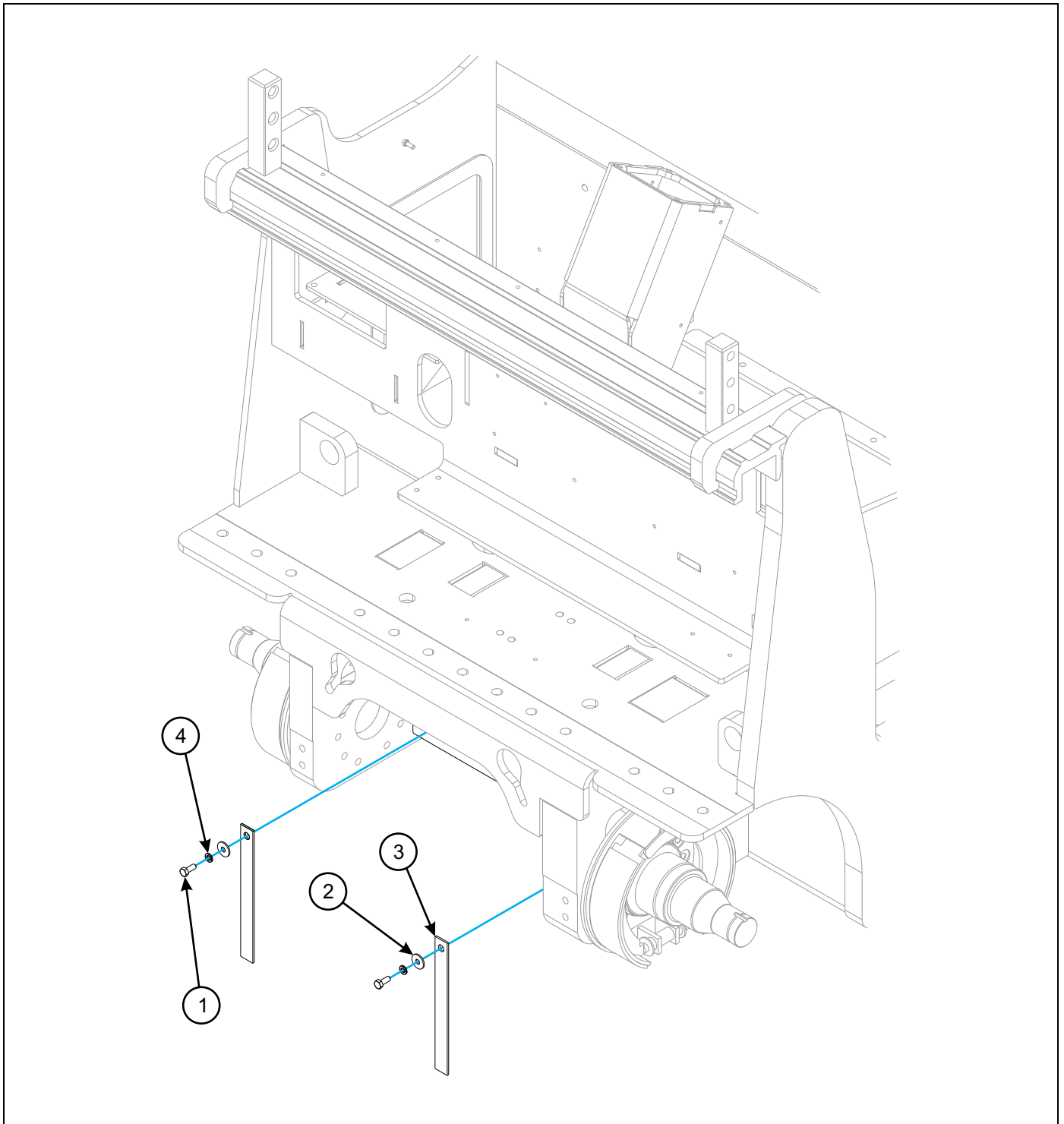


Figure 1-30: Static Strap Installation

Static Strap Installation

ITEM	PART NUMBER	DESCRIPTION	QTY.
1	6719	STRAP, GROUND	2
2	1-654-010166-04	SCREW M8-1 25X20 HCS 8.8 ZP	2
3	149442	WASHER,FLAT M8 STD ZP	2
4	6EM80ER	WASHER LOCK SPRING M8	2

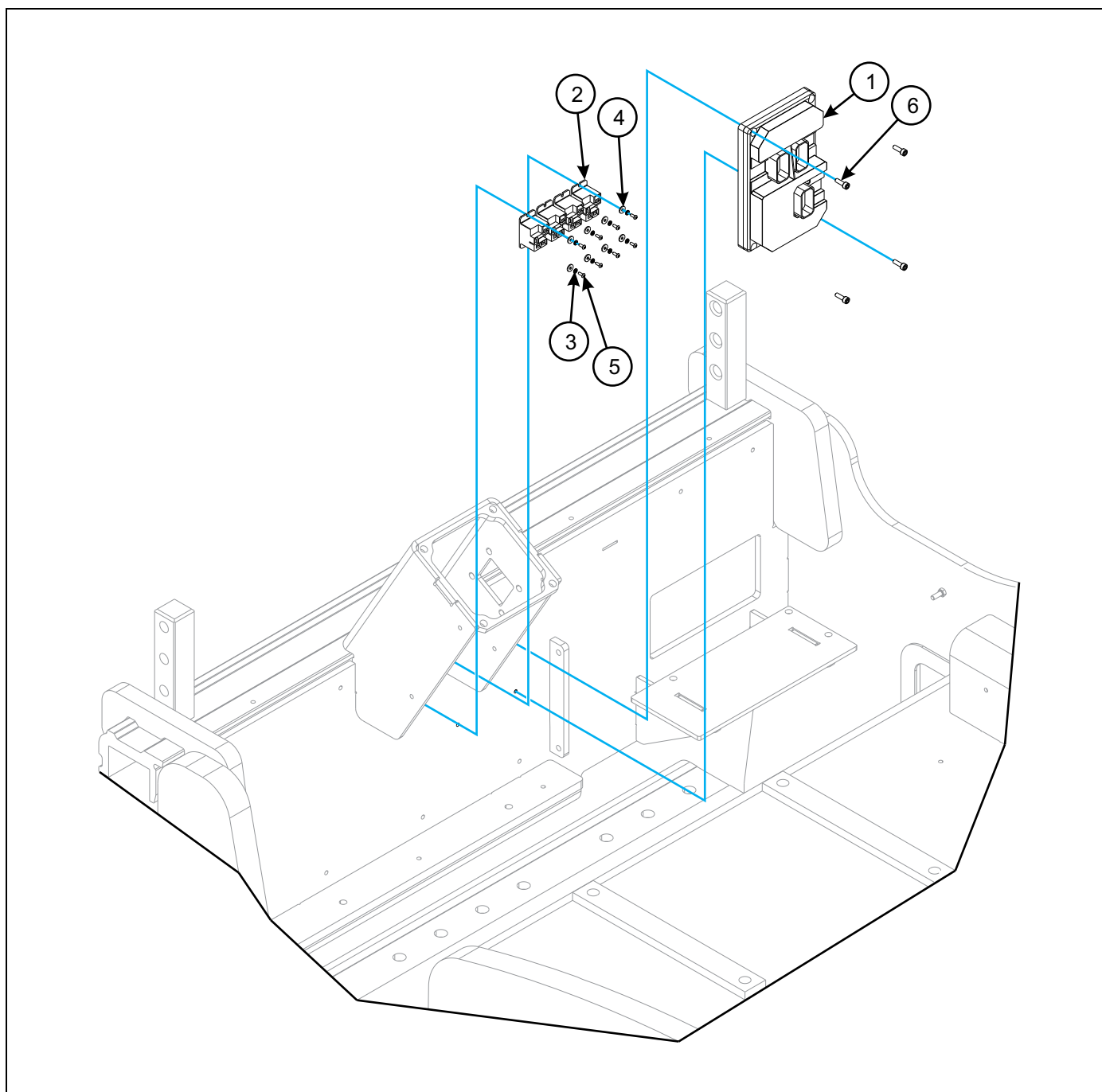


Figure 1-31: VMC30 Installation

VMC30 Installation

ITEM	PART NUMBER	DESCRIPTION	QTY.
1	147031	DANAHER VMC30 ELECT HYD CONT (PRIOR TO 05-11-15)	1
1	189991	DANAHER,VMC30-EHC GEN-II (AFTER 05-11-15)	1
2	153286	RELAY, 48V	4
3	153492	WASHER,M3 HLCL LKG SPR ZP	8
4	153495	WASHER,M3 FLAT STD ZP	8
5	27CM308ER	SCREW M3 X 0.5-8 BUTTON	8
6	3GM516ER	SCREW SOCKET HD CL 12.9	4

Hydraulics

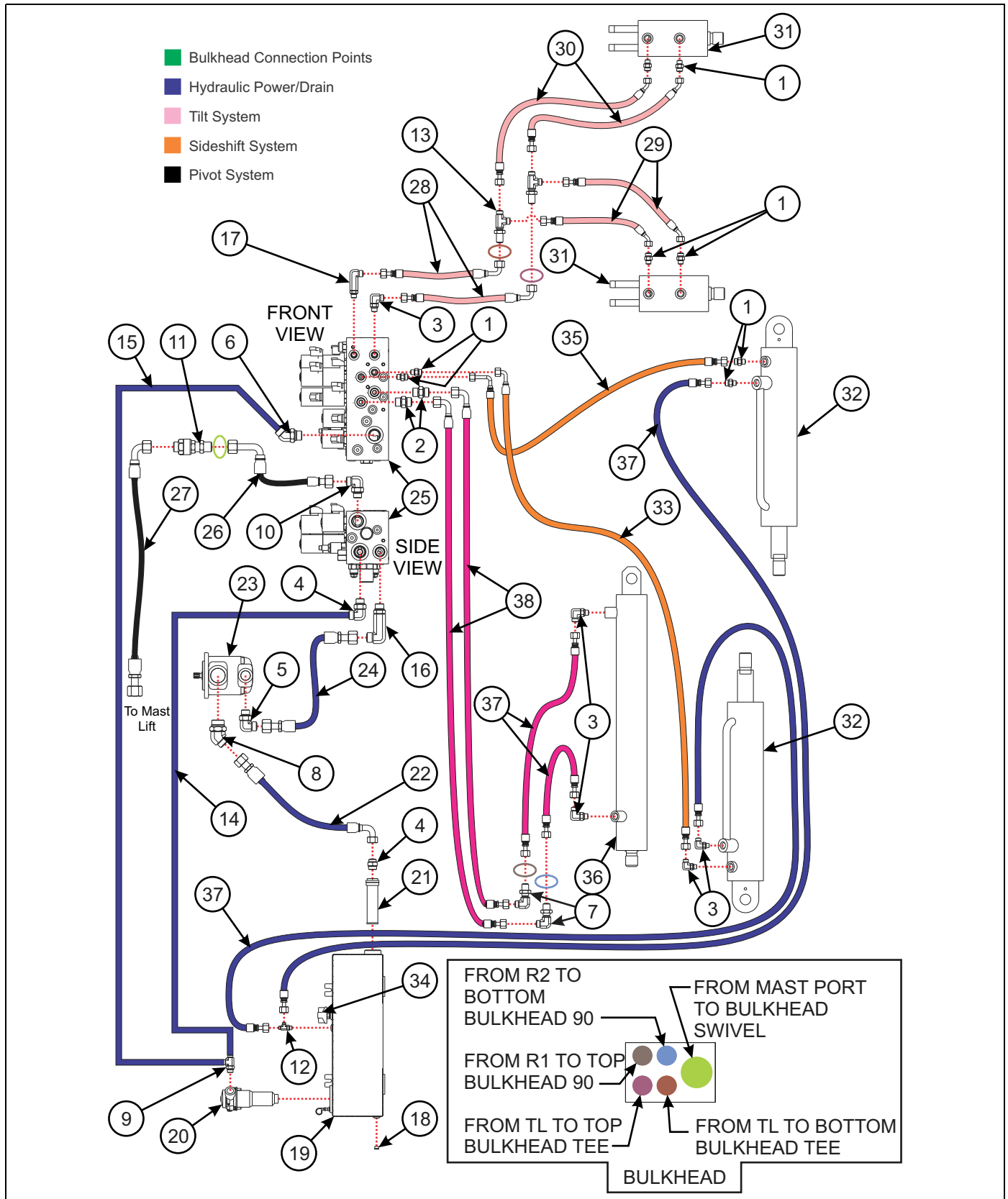


Figure 1-32: Hydraulic Diagram

Hydraulic Diagram

ITEM	PART NUMBER	DESCRIPTION	QTY.
1	0018101	ADAPTER STEERING ORBITAL	8
2	0018110	ADAPTER VALVE 1/2	2
3	0018136	ADAPTER P-STEER RELIEF PRESS	11
4	102048	ADAPTER,#20 ORB X #16 ORS ST	1
5	110116	ADAPTER,#12ORB X #12ORS 90DEG	2
6	122182	ADAPTER 45ORS/SAE O-RING BOSS	1
7	122535	ADAPTER,#6ORSX#6ORS,90 BHDELB	2
8	130608	ADAPTER,#16ORSX#20CRSC,45 ELB	1
9	145317	ADAPTER,12X16ORSBX12 RUN TEE	1
10	145955	ADAPTER,#10ORSX#12ORB,90 ELB	1
11	149375	ADAPTER, #10 STR SWIVEL BLK	1
12	151474	ADAPTER,#6X#80RBX#6,RUN TEE	1
13	154046	ADAPTER,60R BKHD RUN TEE/NUT	2
14	155679	TUBE, RETURN B SLT30AC	1
15	155680	TUBE, RETURN A SLT30AC	1
16	156200	ADAPTER,#10ORB X #10ORS LG 90	1
17	156301	ADAPTER, #6ORFS X #6ORB 90L	3
18	121029	PLUG #8 SAE M O-R BOSS HX SKT	1
19	151424	TANK WLDMT,HYD SLT30AC (SEE PAGE 1-49)	1
20	129635	FILTER,IN-TANK,NON-VENT,44GPM (SEE PAGE 1-54)	1
21	126088	STRAINER, TANK SAE #20 O-RING	1
22	156321	HOSE,16ORS-STX16ORS-STX16-37	1
23	149356	PUMP ASSY,LIFT SLT30AC (PRIOR TO 10/17/13) (SEE PAGE 1-36)	1
23	175488	PUMP ASSY GEN 2, SLT30AC (AFTER 10/17/13) (SEE PAGE 1-38)	1
24	156319	HOSE,10ORS-STX12ORS-STX10-17	1
25	150740	VALVE, SLT 30 AC PROP HYD (SEE PAGE 1-53)	1
26	156314	HOSE,10ORS-STX10ORS-90LX10-68	1
27	156320	HOSE,10ORS-STX10ORS-90X10-68	1
28	156310	HOSE,6ORS-STX6ORS-90SX6-96	2
29	156316	HOSE,6ORS-STX6ORS-45X6-29	2
30	156317	HOSE,6ORS-STX6ORS-45X6-48	2
31	149278	CYLINDER,3"BORE 1-9/16 STROKE (SEE PAGE 1-59)	2
32	149276	CYLINDER,3"BORE 10-1/2 STROKE (SEE PAGE 1-57)	2
33	156313	HOSE,6ORS-STX6ORS-90LX6-17	1
34	150459	BREATHER, BI-T3 HYDR TANK	1
35	156312	HOSE,6ORS-STX#6ORS-90SX6-50	1
36	149277	CYLINDER,2.5"BORE 18 STROKE (SEE PAGE 1-55)	1
37	156318	HOSE,6ORS-STX6ORS-STX6-30	4
38	156311	HOSE,6ORS-SRX6ORS-90SX6-88	2

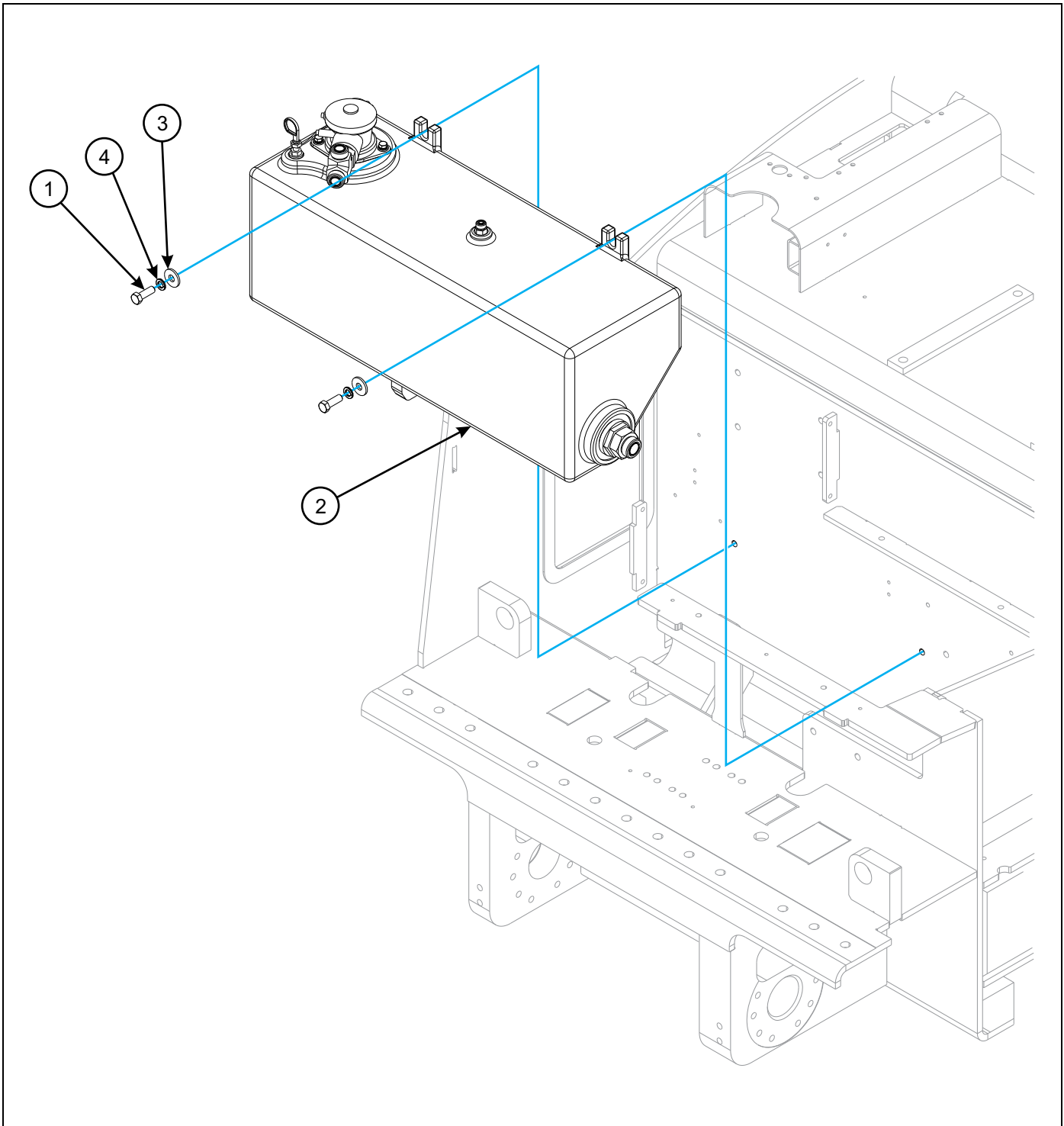


Figure 1-34: Hydraulic Tank Installation

Hydraulic Tank Installation

ITEM	PART NUMBER	DESCRIPTION	QTY.
1	133257	SCREW M12-1.75X20 HCS 8.8 ZP	2
2	140994	TANK ASSY HYDRAULIC SLT30AC (SEE PAGE 1-49)	1
3	149444	WASHER,FLAT M12 STD ZP	2
4	6EM120ER	WASHER LOCK SPRING M12 ZP	2

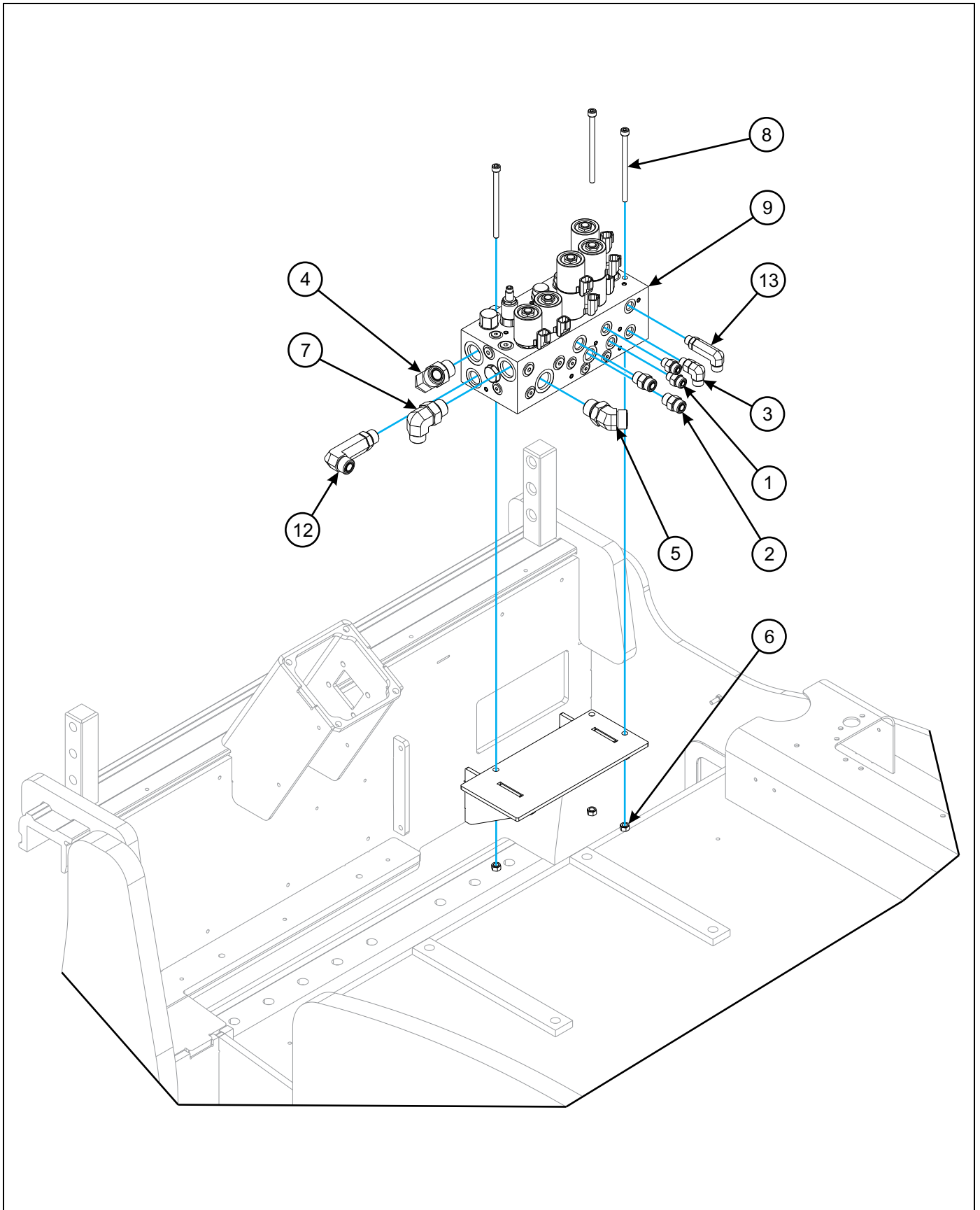


Figure 1-35: Hydraulic Control Valve Installation

Hydraulic Control Valve Installation

ITEM	PART NUMBER	DESCRIPTION	QTY.
1	0018101	ADAPTER STEERING ORBITAL	2
2	0018110	ADAPTER VALVE 1/2	2
3	0018136	ADAPTER P-STEER RELIEF PRESS	1
4	110116	ADAPTER,#12ORB X #12ORS 90DEG	1
5	122182	ADAPTER 45ORS/SAE O-RING BOSS	1
6	125904	LOCKNUT M8-1.25 CLASS 10 ZP	3
7	145955	ADAPTER,#10ORSX#12ORB,90 ELB	1
8	149446	SCREW M8-1.25X130 SHC	3
9	150740	VALVE, SLT 30 AC PROP HYD (SEE PAGE 1-53)	1
10	155679	TUBE, RETURN B SLT30AC (NOT SHOWN)	1
11	155680	TUBE, RETURN A SLT30AC (NOT SHOWN)	1
12	156200	ADAPTER,#10ORB X #10ORS LG 90	1
13	156301	ADAPTER, #6ORFS X #6ORB 90L	1

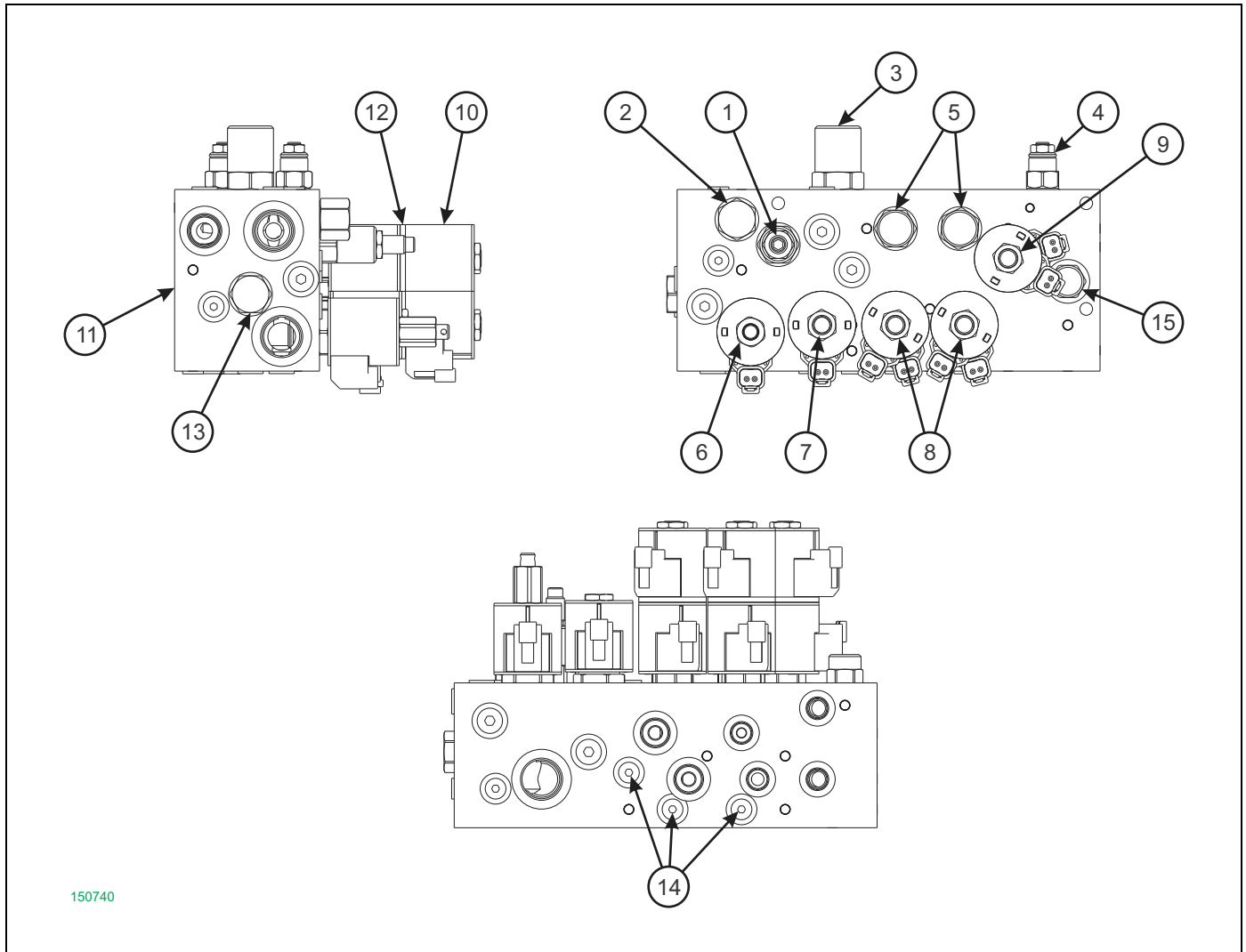


Figure 1-36: Hydraulic Control Valve Assembly

Hydraulic Control Valve Assembly

ITEM	PART NUMBER	DESCRIPTION	QTY.
	150740	VALVE, SLT 30 AC PROP HYD	
1	166937	VALVE, RELIEF PLT OP SLT30AC	1
2	166938	LOGIC ELMNT, PILOTED SLT30AC	1
3	166939	VALVE, PRESS COMPSTR SLT30AC	1
4	166940	VALVE, COUNTER BLNCE SLT30AC	1
5	166941	VALVE, PRESS COMPSTR SLT30AC	1
6	166942	VALVE, PROP 2WAY MAN RELEASE	1
7	166943	VALVE, PROP 2-WAY SLT30AC	1
8	166944	VALVE, PROP 5-WAY SLT30AC	2
9	166945	VALVE, PROP 5-WAY SLT30AC	1
10	153516	COIL, HYDRAFORCE 48V DEUTSCH	1
11	166946	MANIFOLD, SLT30AC VALVE	1
12	166947	SPACER, VALVE COIL SLT30AC	1
13	166948	VALVE, CHECK SLT30AC	1
14	151056	CHECK VALVE	3
15	166949	FLOW REGULATOR, SLT30AC	1




Figure 1-37: In-Tank Filter Assembly

In-Tank Filter Assembly

ITEM	PART NUMBER	DESCRIPTION	QTY.
	129635	FILTER,IN-TANK,NON-VENT,44GPM	
1	112876	REPLACEMENT FILTER ELEMENT	1
2	149560	LID	1
3	149562	GASKET	1
4	151507	SEAL COVER PLATE 84X3.4X3-NBR	1
5	149561	O-RING 71.12X2.62	1
6	168584	O-RING 34X3.5-NBR-70	1
7	149563	SEAL KIT (ALSO INCLUDES ITEMS 3, 4, 5, AND 6)	REF

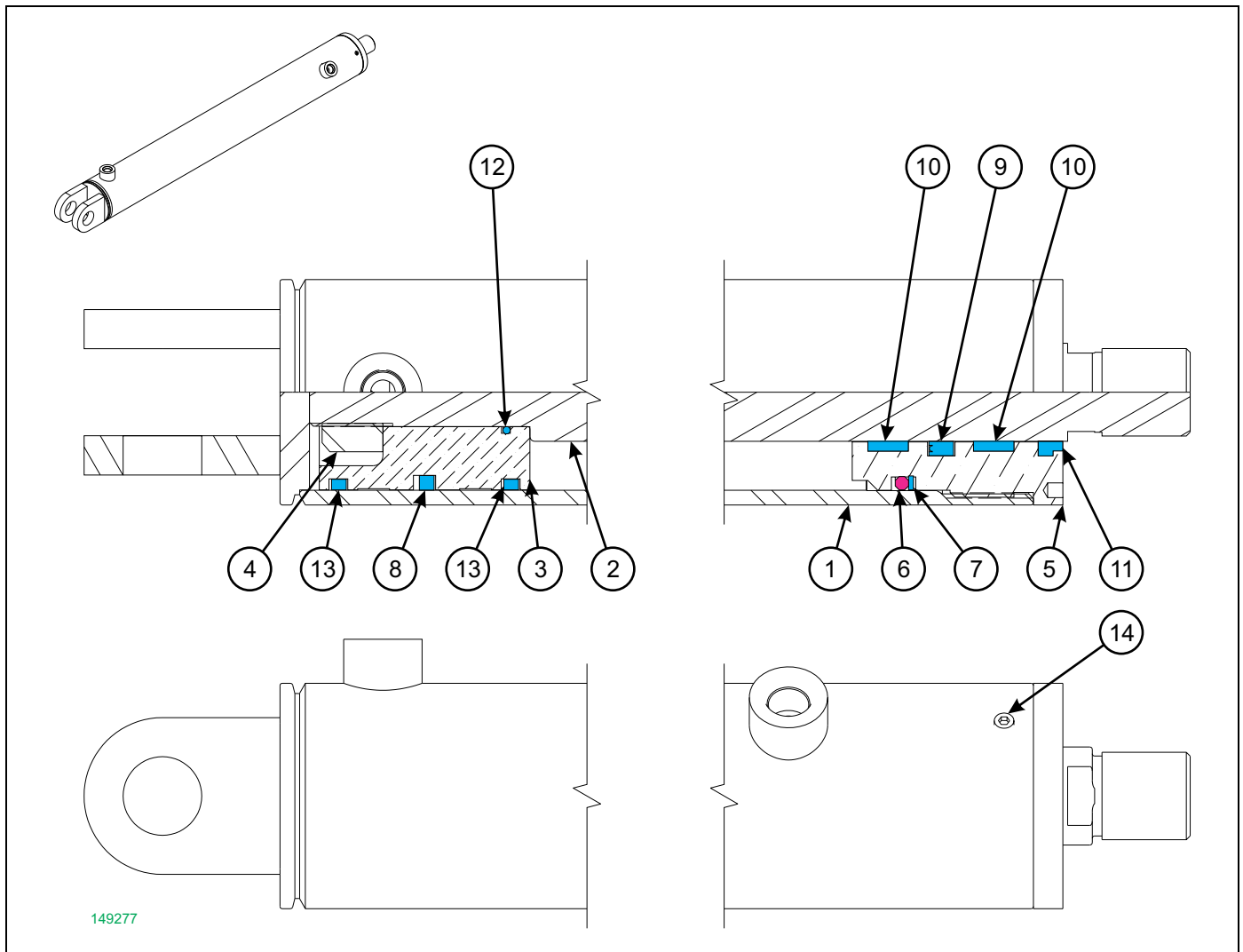


Figure 1-38: Pivot Cylinder

Pivot Cylinder

ITEM	PART NUMBER	DESCRIPTION	QTY.
	149277	CYL,2.5"BORE 18 STROKE PIVOT	
1		2-1/2" HDI BARREL ASSEMBLY	1
2		1-1/4" SHAFT ASSEMBLY	1
3		2-1/2" PISTON 7/8" SHAFT CUT	1
4		7/8" FULL LOCK NUT	1
5		2-1/2" HDI HEAD 1-1/4" SHAFT	1
6		O-RING	1
7		BACKUP	1
8		PSP SEAL	1
9		PPS SEAL	1
10		WEAR RING NT	2
11		DUST SEAL	1
12		O-RING	1
13		2-1/2" STEEL RING	2
14		1/4-28 X 3/16 NYLON TIP SET SCREW	1
15	155175	seal kit for 149277 (INCLUDES ITEMS 6-12)	REF

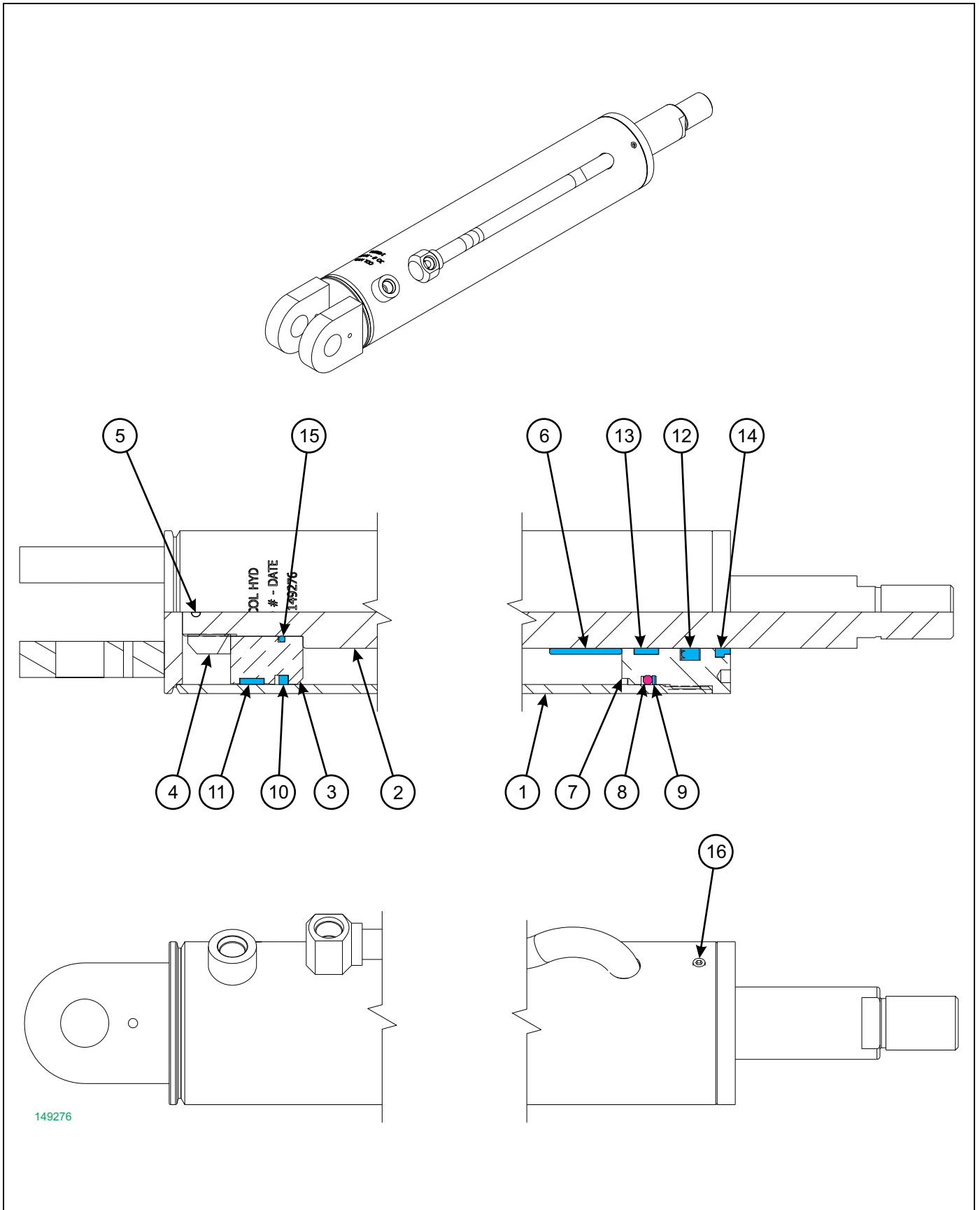


Figure 1-39: Shift Cylinder

Shift Cylinder

ITEM	PART NUMBER	DESCRIPTION	QTY.
	149276	CYLINDER,3"BORE 10-1/2 STROKE	
1		3" HDI BARREL ASSEMBLY	1
2		1-1/2" SHAFT	1
3		3" PISTON	1
4		1-14 SLOTTED HEX NUT	1
5		3/16 COTTER PIN	1
6		SPACER	1
7		3" HDI HEAD 1-1/2" SHAFT	1
8		O-RING	1
9		BACKUP	1
10		PSP SEAL	1
11		WEAR RING	1
12		PSP SEAL	1
13		WEAR RING	1
14		DUST SEAL	1
15		O-RING	1
16		1/4-28 X 3/16 NYLON TIP SET SCREW	1
17	157372	SEAL KIT (INCLUDES ITEMS 8-15)	REF

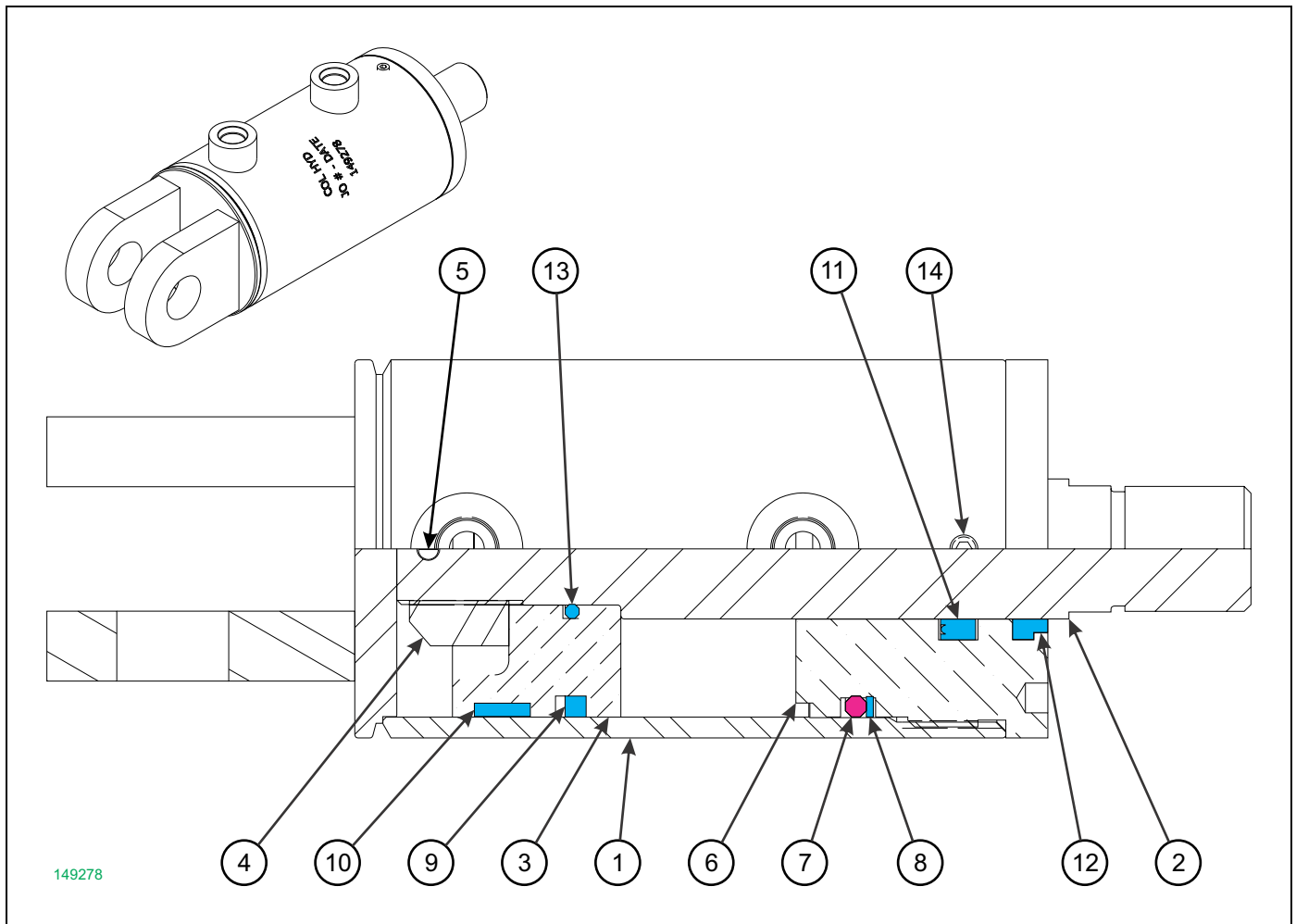


Figure 1-40: Tilt Cylinder

Tilt Cylinder

ITEM	PART NUMBER	DESCRIPTION	QTY.
	149278	CYLINDER,3"BORE 1-9/16 STROKE	
1		3" HDI BARREL ASSEMBLY	1
2		1-1/4 SHAFT	1
3		3" PISTON 1" SHAFT	1
4		1-14 SLOTTED HEX NUT	1
5		3/16 COTTER PIN	1
6		3" HDI HEAD 1-1/4" SHAFT	1
7		O-RING	1
8		BACKUP	1
9		PSP SEAL	1
10		WEAR RING	1
11		PPS SEAL	1
12		DUST SEAL	1
13		O-RING	1
14		1/4-28 X 3/16 NYLON TIP SET SCREW	1
15	157439	SEAL KIT 3" FOR 149278 (INCLUDES ITEMS 7-13)	REF

Mast and Front End

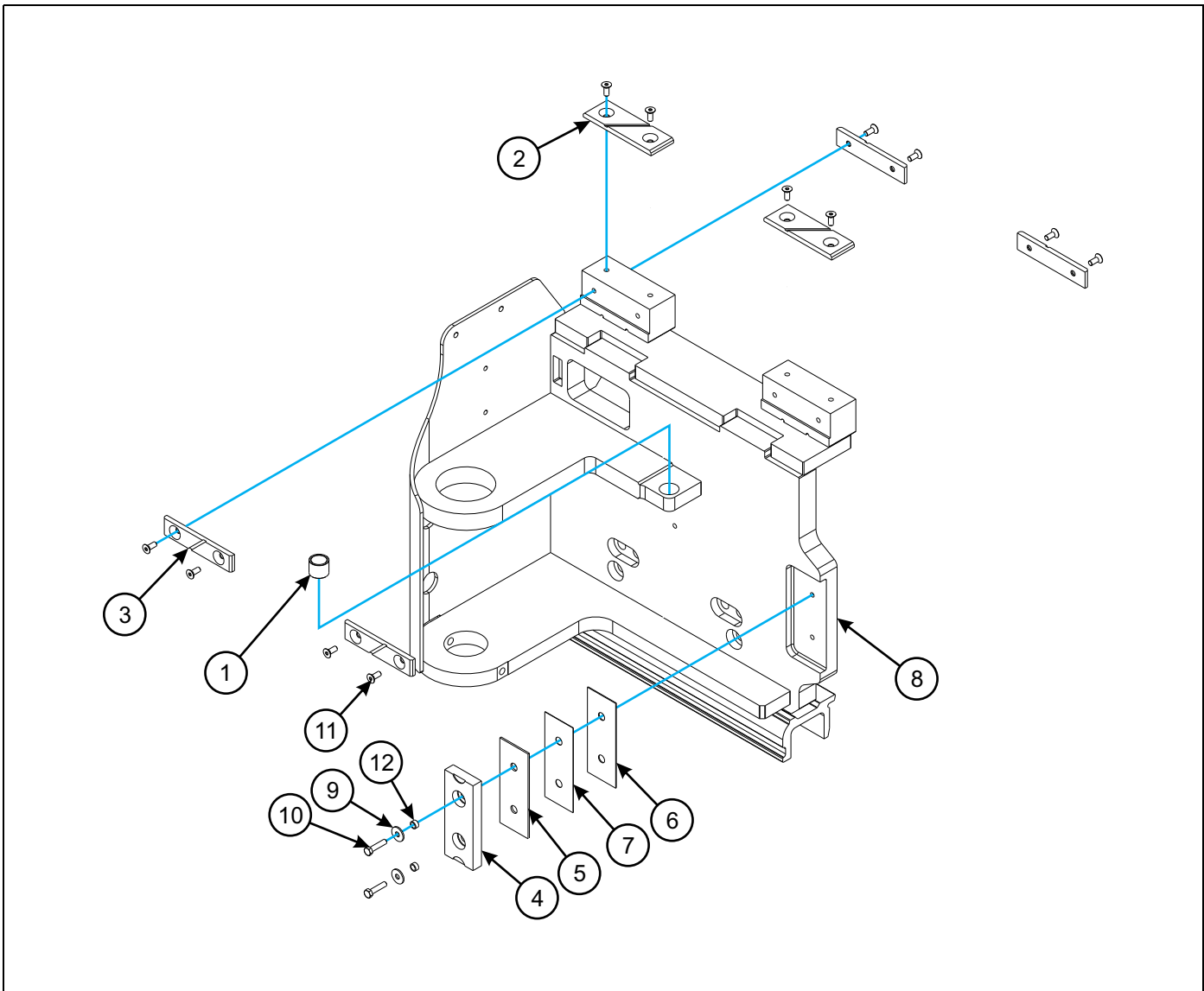


Figure 1-41: Crosshead Components

Crosshead Components

ITEM	PART NUMBER	DESCRIPTION	QTY.
1	10708	BEARING ALUM BRONZE	1
2	1400435	PAD, BEARING	2
3	1400436	PAD BEARING (TOP SIDE)	4
4	1409584	PAD PIVOT STOP	1
5	1409587	SHIM .125X6.5X2.5	1
6	1409588	SHIM .062X6.5X2.5	1
7	1410788	SHIM .03X6.5X2.5	1
8	149202	CROSSHEAD WLDMT, SLT30AC	1
9	149442	WASHER,FLAT M8 STD ZP	2
10	1CM835ER	SCREW HH,M8X1.25-35,CL 8.8	2
11	23GM820ER	SCREW SOC FL HD M8 20MM CL8.8	12
12	30324-2	TUBING .05X.065X.25	2

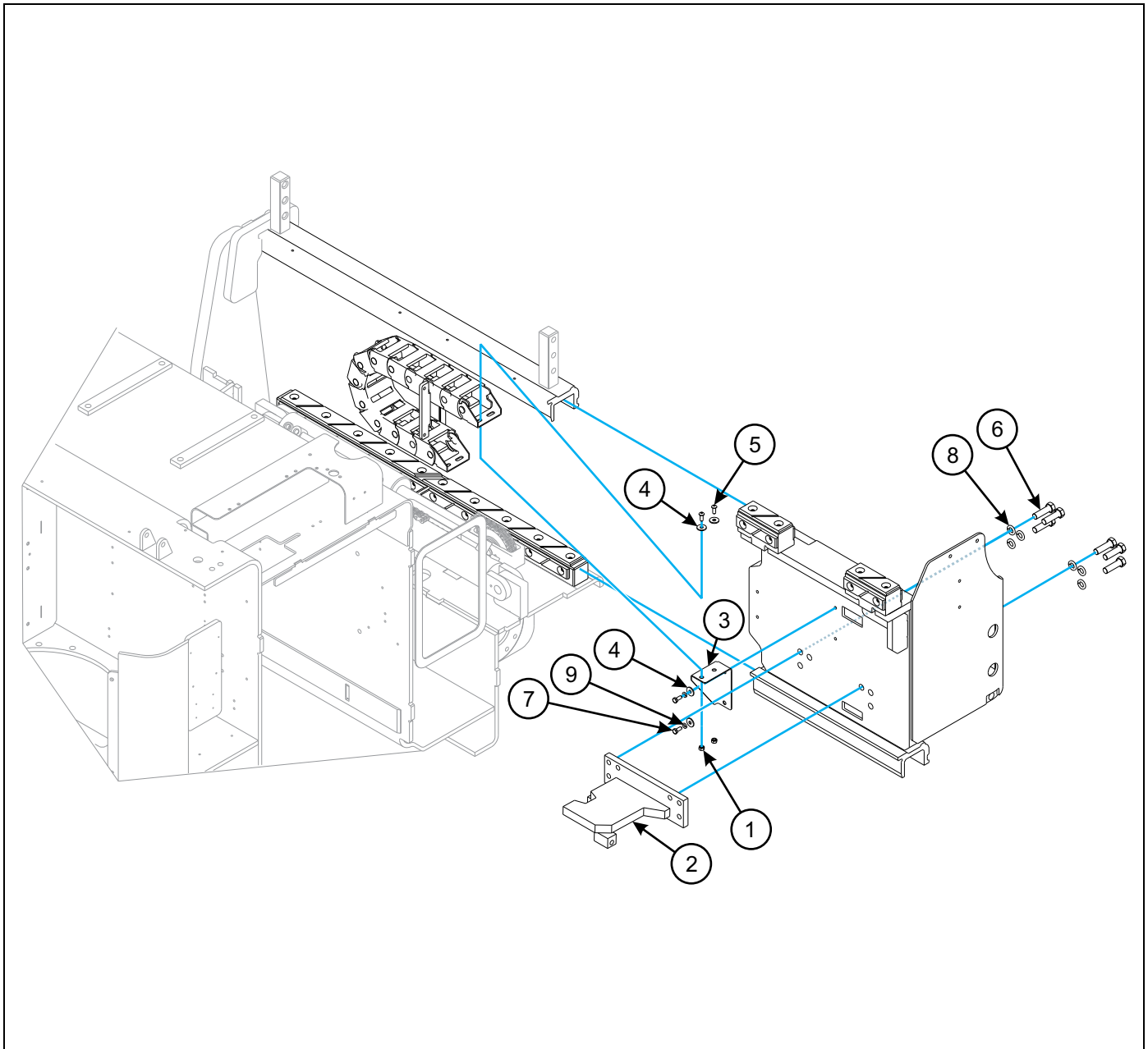


Figure 1-42: Crosshead Installation

Crosshead Installation

ITEM	PART NUMBER	DESCRIPTION	QTY.
1	125904	LOCKNUT M8-1.25 CLASS 10 ZP	2
2	1411193	CHAIN ANCHOR (MACH) (PRIOR TO 08/01/2011)	1
2	161379	WLDMT, CHAIN ANCHOR SLT30AC (AFTER 08/01/2011)	1
3	149379	MOUNT E-CHAIN SLT30AC	1
4	149442	WASHER,FLAT M8 STD ZP	4
5	149448	SCREW,M8-1.25X20 BHCS 10.9 ZP	2
6	1CM1655ER	SCREW M16-2.0X55 HCS 8.8 ZP	6
7	1CM820ER	SCREW HX HD M8X1.25-20,CL8.8	2
8	6EM160ER	WASHER LOCK SPRING M16	6
9	6EM80ER	WASHER LOCK SPRING M8	2

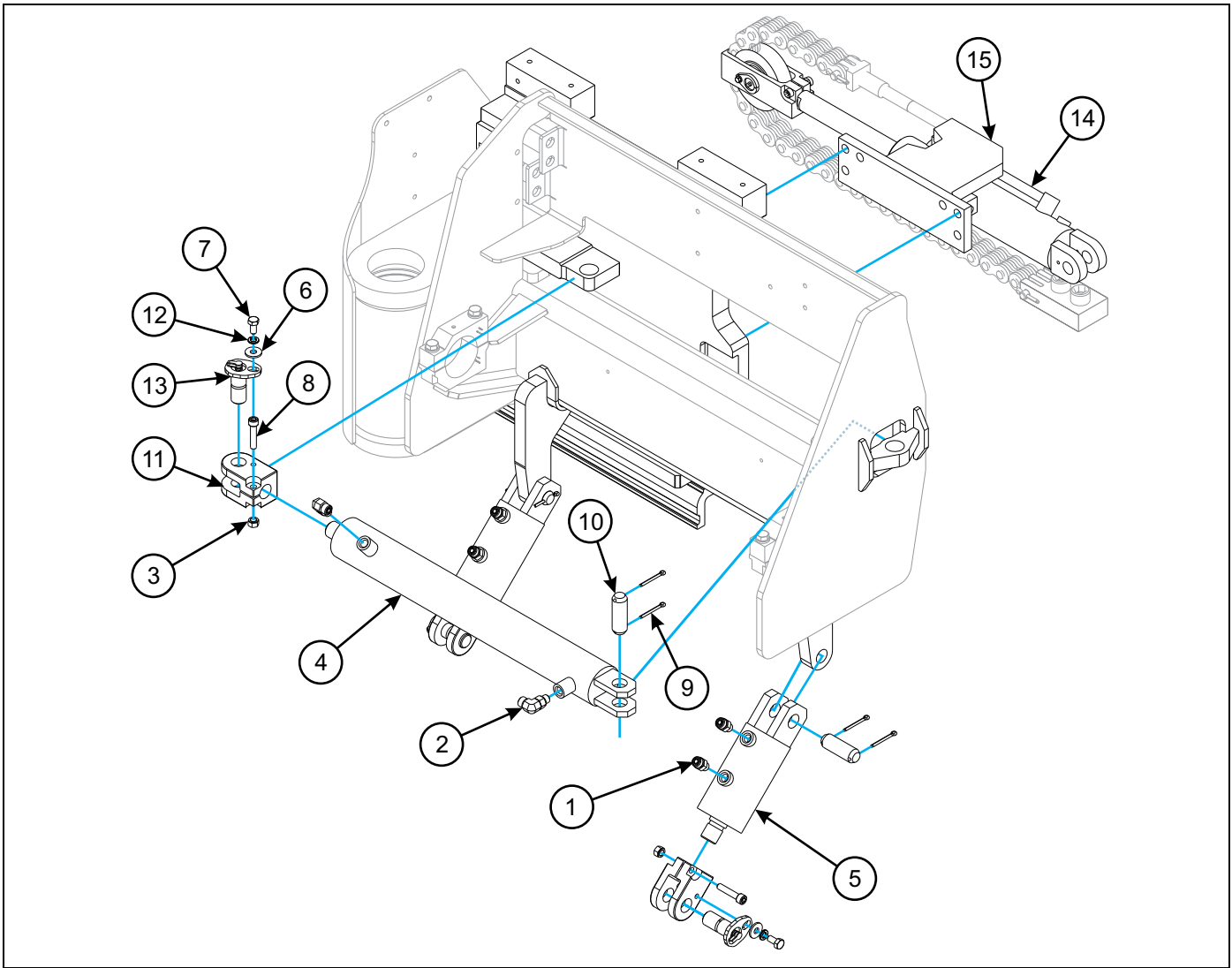


Figure 1-43: Cylinder Installation

Cylinder Installation

ITEM	PART NUMBER	DESCRIPTION	QTY.
1	0018101	ADAPTER STEERING ORBITAL	4
2	0018136	ADAPTER P-STEER RELIEF PRESS	2
3	125903	LOCKNUT M10-1.5 CLASS 10 ZP	3
4	149277	CYLINDER,2.5"BORE 18 STROKE (SEE PAGE 1-55)	1
5	149278	CYLINDER,3" BORE 1-9/16 STROKE (SEE PAGE 1-59)	2
6	149443	WASHER,FLAT M10 STD ZP	3
7	1CM1020ER	SCREW M10-1.5X20 HCS 8.8 ZP	3
8	3GM1050ER	SCREW SOC HX HD M10X50MM ZP	3
9	1F628E	COTTER PIN HAMLOCK 3/16X1-3/4	6
10	5039-1	PIN TILT CYLINDER	3
11	52952	CLEVIS ROD FEMALE	3
12	6EM100ER	LOCKWASHER M10 ZP	3
13	9934	PIN PIVOT WELD & ASSY	3
14	140993	CYLINDER ASSY,SHIFT SLT30AC (SEE PAGE 1-75)	2
15	161379	WLDMT, CHAIN ANCHOR SLT30AC	1

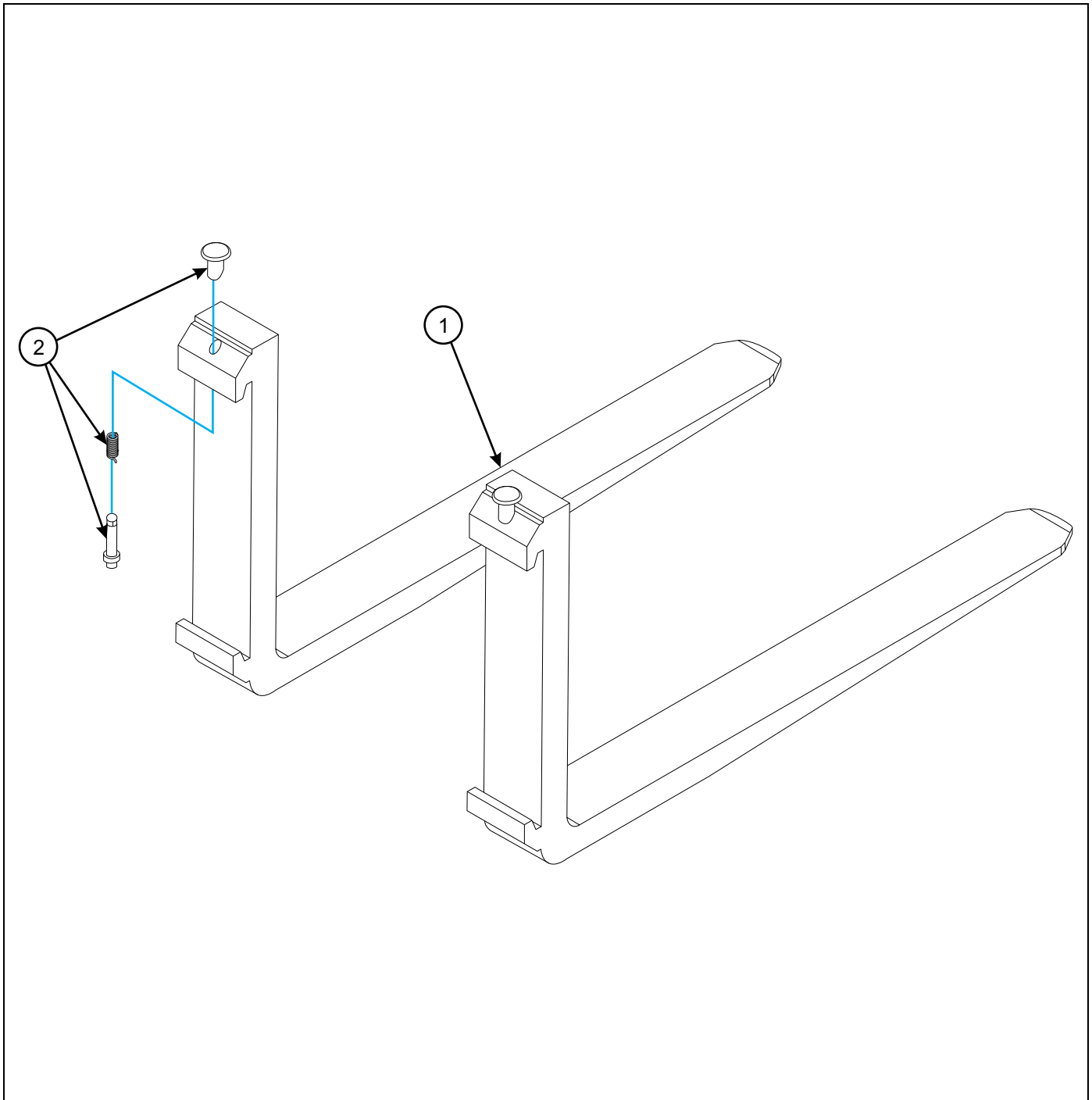


Figure 1-44: Forks

Forks

ITEM	PART NUMBER	DESCRIPTION	QTY.
1	126727	FORK, 40" HALF TPR 10" TIP	2
1	145978	FORK, 36" CL2 HALF TPR 10" TIP	2
1	145979	FORK, 42" CL2 HALF TPR 10" TIP	2
1	145980	FORK, 48" CL2 HALF TPR 10" TIP	2
1	5806-87TTP	FORK 4X1.75X40 TOP TAPER	2
2	112643	PIN KIT KENHAR FORKS	REF

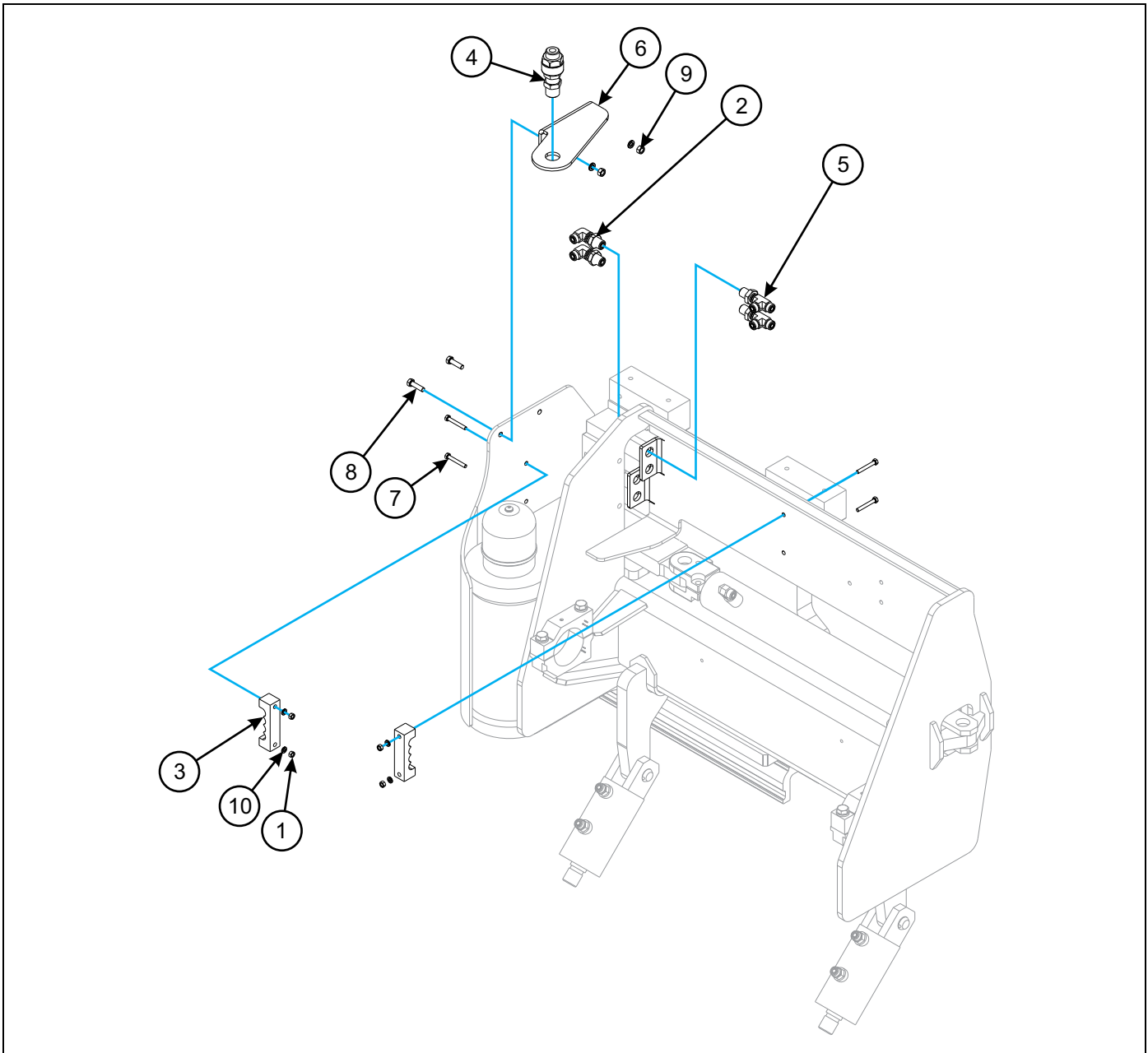


Figure 1-45: Front End Routing and Adapters Installation

Front End Routing and Adapters Installation

ITEM	PART NUMBER	DESCRIPTION	QTY.
1	1-513-010002-05	NUT,METRIC HEX M6X1.0	4
2	122535	ADAPTER,#6ORSX#6ORS,90 BHDELB	2
3	146552	BRACE, HOSE SUPPORT SL60/80	2
4	149375	ADAPTER, #10 STR SWIVEL BLK	1
5	154046	ADAPTER,60R BKHD RUN TEE/NUT	2
6	154047	MOUNT,LIFT HS BLKHD SLT30AC	1
7	1CM645ER	SCREW HX HD M6X45MM CL8.8 ZP	4
8	1CM830ER	SCREW M8-1.25X30 HCS 8.8 ZP	2
9	1DM8ER	NUT HEX HD M8X1.25 CL8.8	2
10	6EM60ER	WASHER LOCK SPRING M6 ZP	4

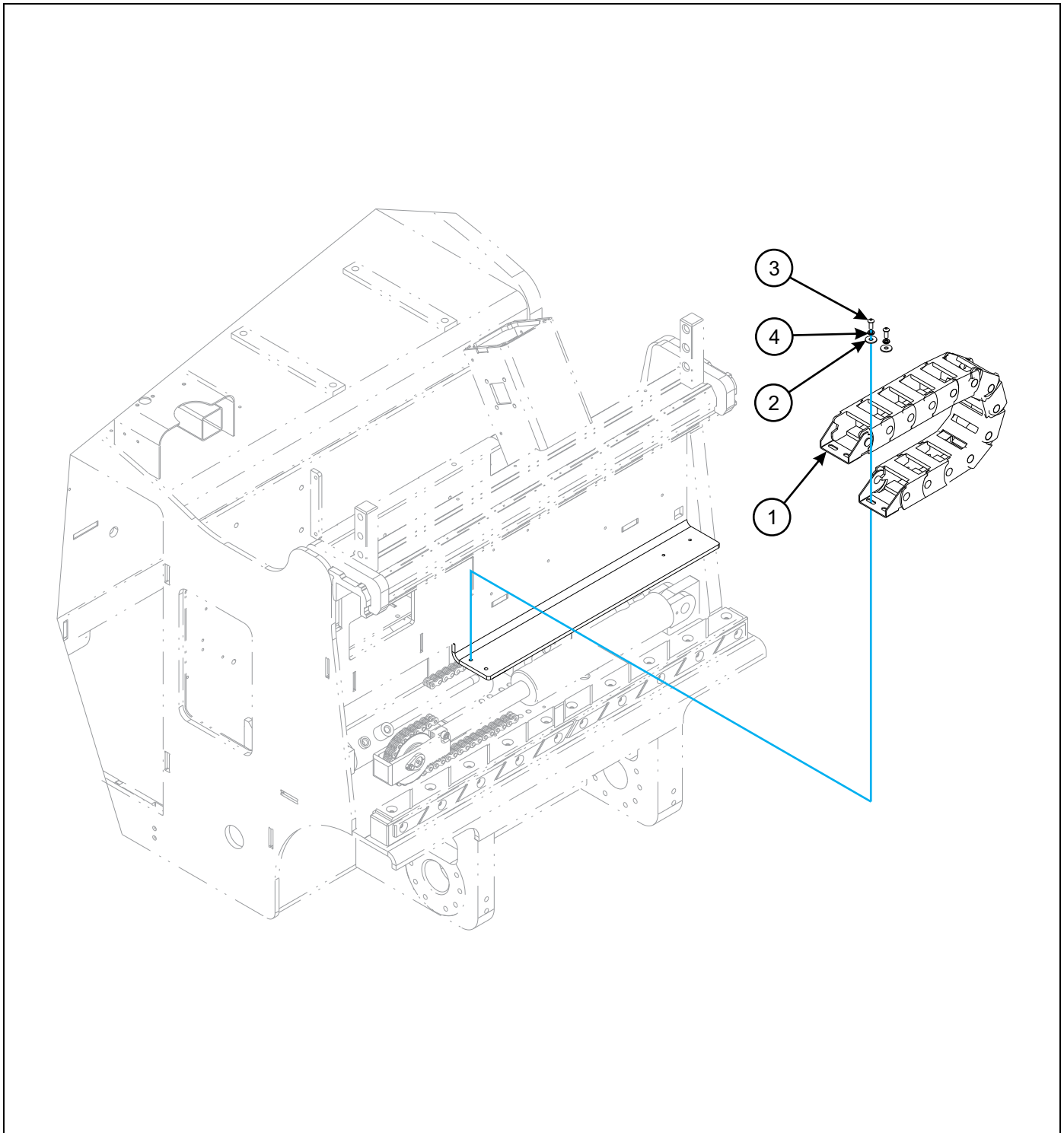


Figure 1-46: Front End Hose Routing Sleeve Installation

Front End Hose Routing Sleeve Installation

ITEM	PART NUMBER	DESCRIPTION	QTY.
1	146202	CARRIER, HYDRAULIC HOSE	1
2	149442	WASHER,FLAT M8 STD ZP	2
3	149448	SCREW,M8-1.25X20 BHCS 10.9 ZP	2
4	6EM80ER	WASHER LOCK SPRING M8	2

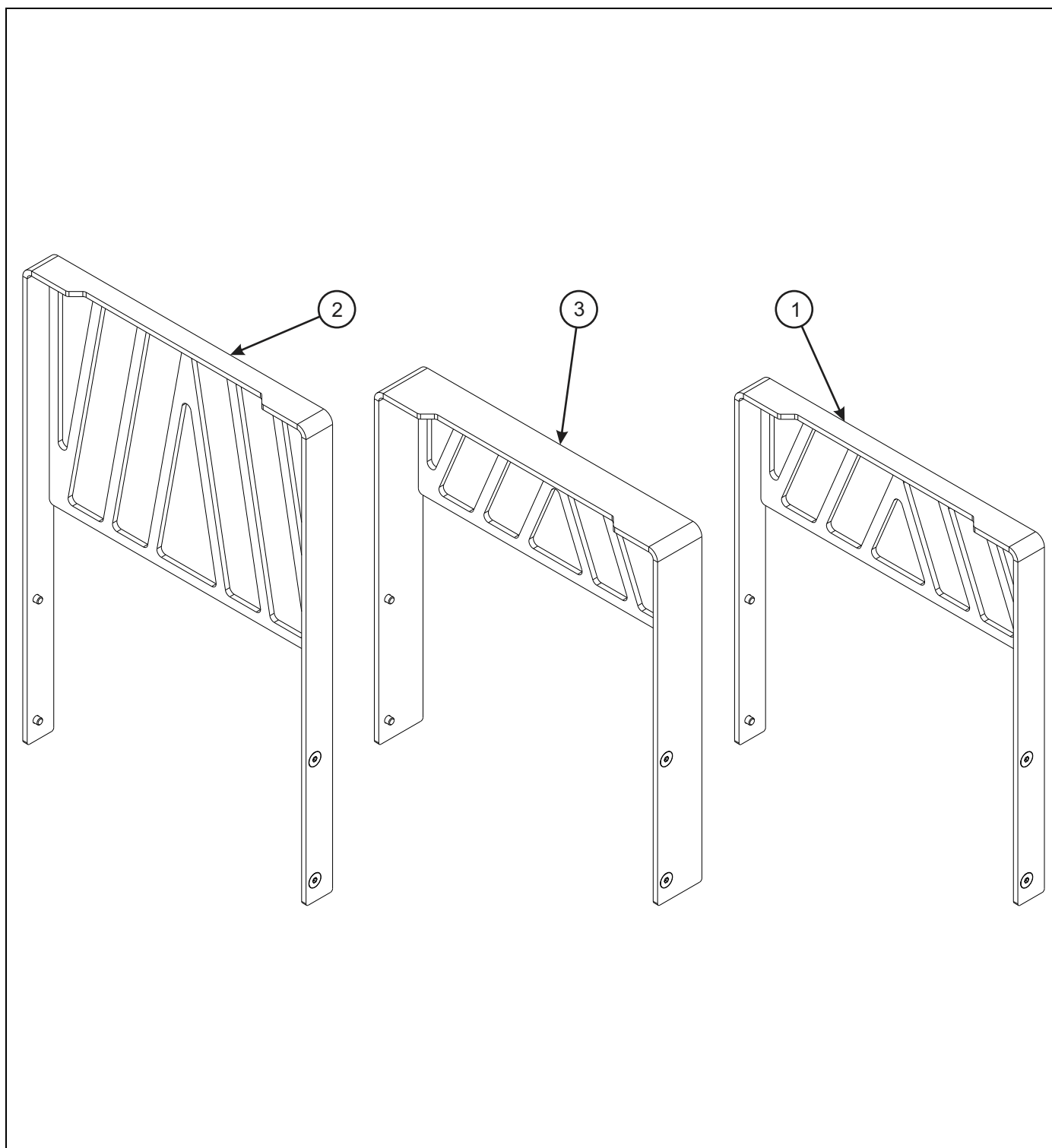


Figure 1-47: Load Backrest Options

Load Backrest Options

ITEM	PART NUMBER	DESCRIPTION	QTY.
1	159622	WELDMENT, 31X36 LBR	1
2	159645	WELDMENT, 31X48 LBR	1
3	161420	LBR, 31X36X5 EXT REACH	1

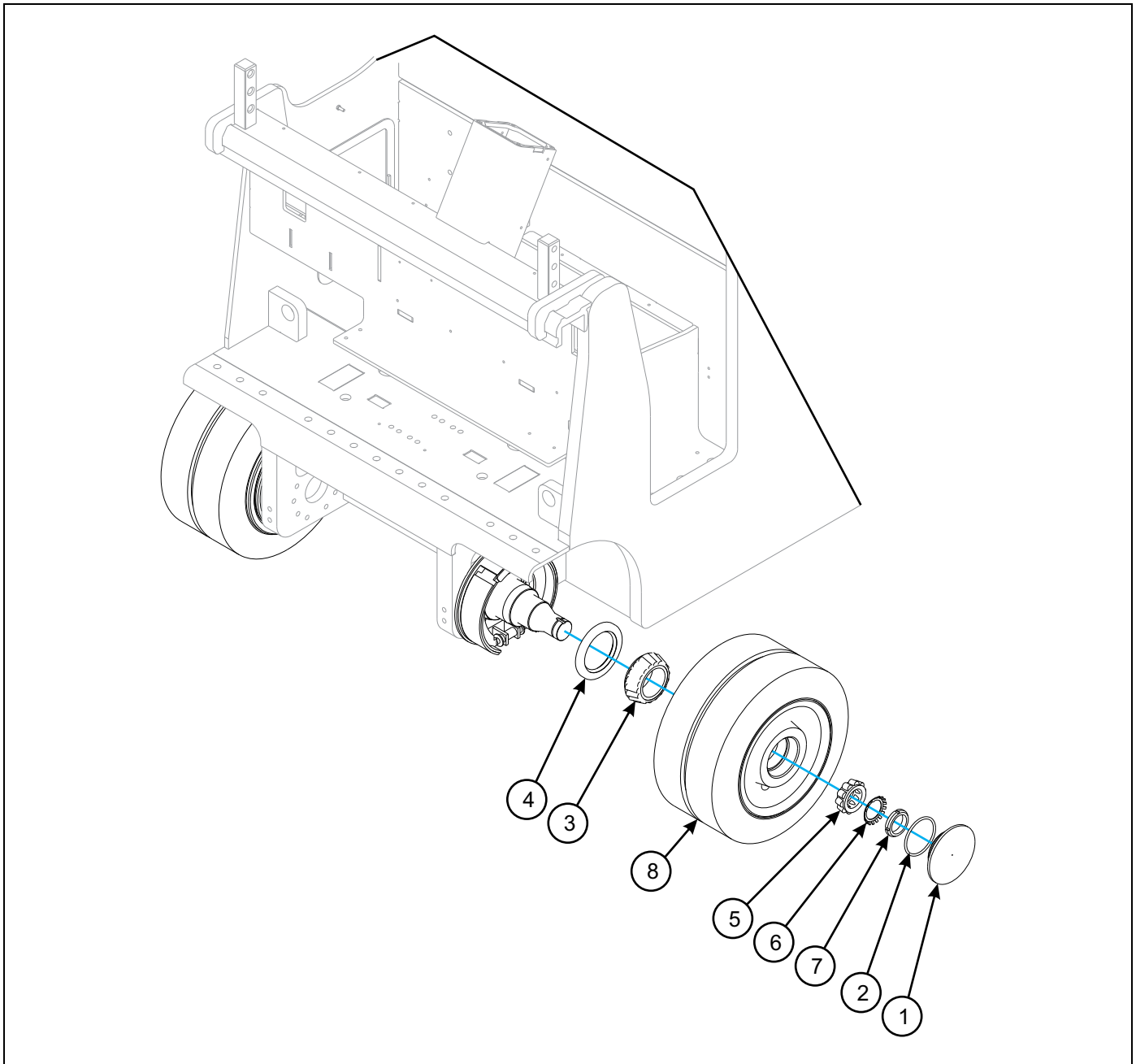


Figure 1-48: Load Wheel Installation

Load Wheel Installation

ITEM	PART NUMBER	DESCRIPTION	QTY.
1	0019039	HUB CAP, LOAD WHEEL	2
2	0022016	O-RING,LOAD WHEEL,BENDI 48	2
3	23926	CONE, ROLLER BEARING	2
4	28028	SEAL	2
5	50421	CONE, BEARING, OUTER	2
6	50422	LOCKWASHER EXT TOOTH	2
7	50423	LOCKNUT	2
8	149359	LOAD WHEEL,18X9 HD POLY SLT30 (SEE PAGE 1-68)	2
8	153533	LOAD WHEEL,18X9 NM TIRE SLT30 (SEE PAGE 1-68)	2

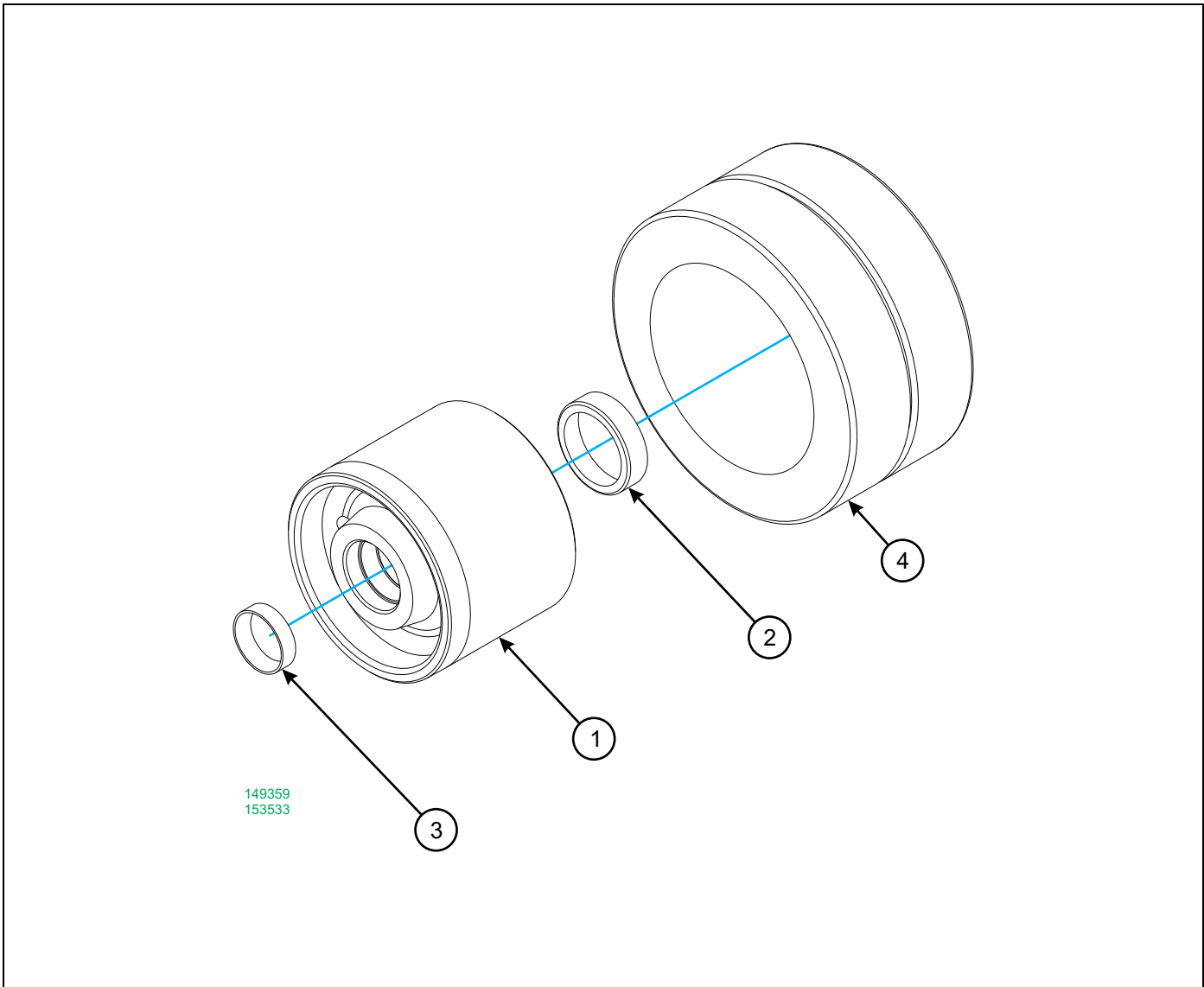


Figure 1-49: Load Wheel Assemblies

Load Wheel Assembly, Heavy Duty

ITEM	PART NUMBER	DESCRIPTION	QTY.
	149359	LOAD WHEEL,18X9 HD POLY SLT30	2
1	149321	WHEEL,CAST 12X9 SPINDLE MNT	2
2	23927	CUP, ROLLER BEARING	2
3	50420	CUP, BEARING, OUTER	2
4	16057-06	TIRE, 95 DURO POLY	2

Load Wheel Assembly, Non-Marking

ITEM	PART NUMBER	DESCRIPTION	QTY.
	153533	LOAD WHEEL,18X9 NM TIRE SLT30	2
1	149321	WHEEL,CAST 12X9 SPINDLE MNT	2
2	23927	CUP, ROLLER BEARING	2
3	50420	CUP, BEARING, OUTER	2
4	1402831	TIRE POLY 18 DIA X 9.0	2

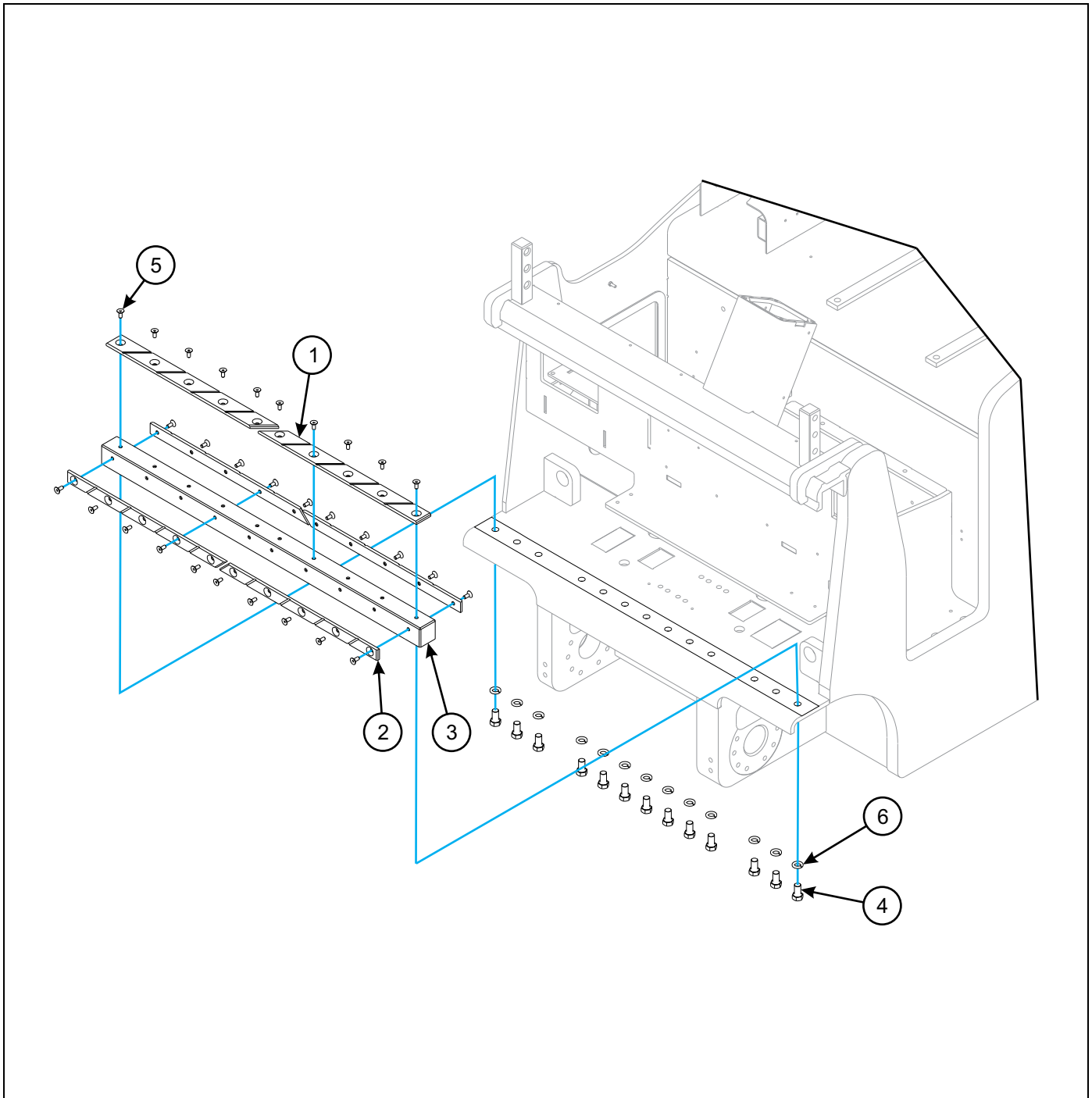


Figure 1-50: Lower Slide Bar Installation

Lower Slide Bar Installation

ITEM	PART NUMBER	DESCRIPTION	QTY.
1	1400414	PAD-BEARING (LOWER TOP)	2
2	1400415	PAD, BEARING	4
3	140992	GUIDE BAR,LWR SLIDE SLT30AC	1
4	3GM1630ER	SCREW SOCKET HEAD CL 12.9	13
5	23GM820ER	SCREW SOC FL HD M8 20MM CL8.8	30
6	6EM160ER	WASHER LOCK SPRING M16	13

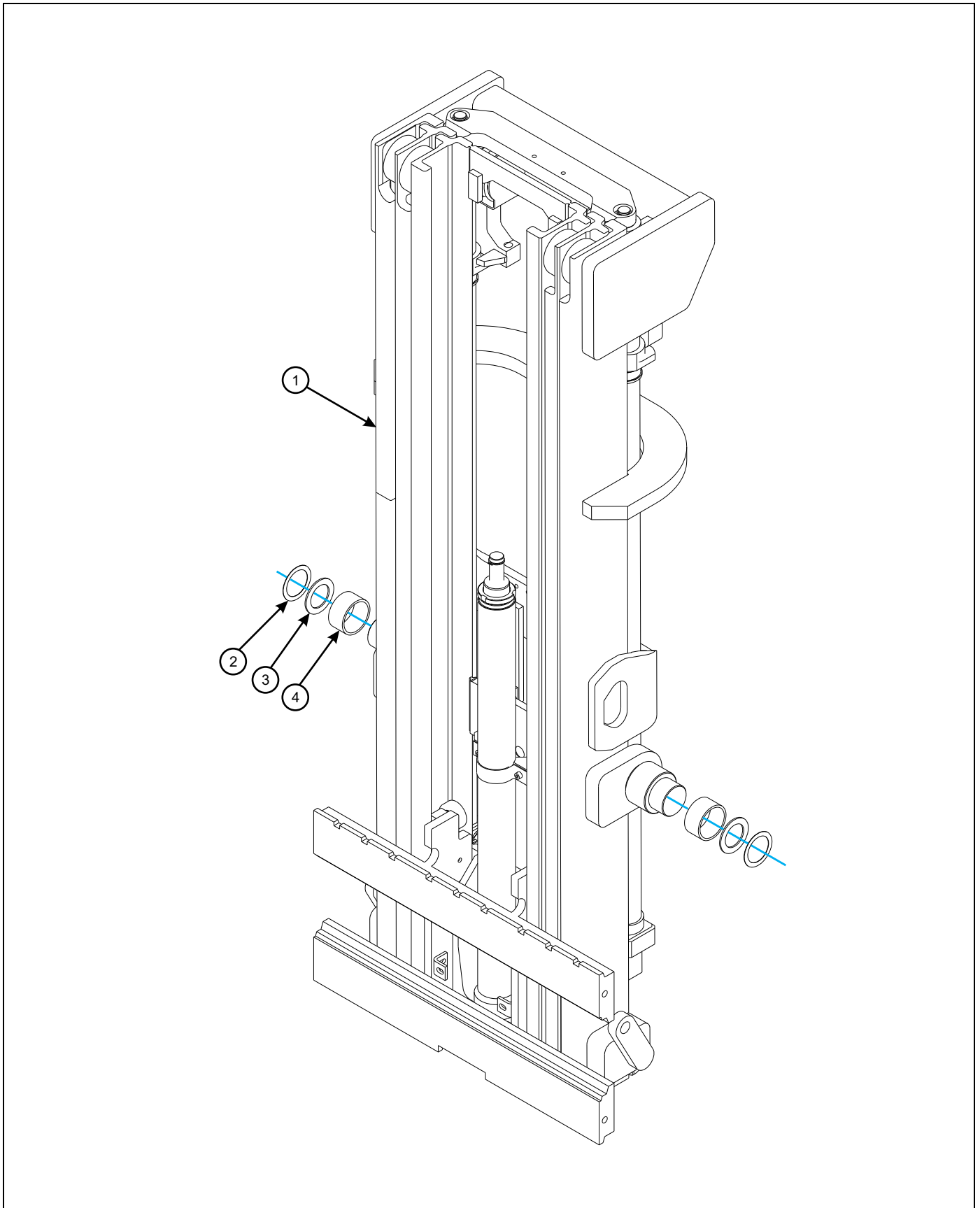


Figure 1-51: Mast Options

Mast Options

ITEM	PART NUMBER	DESCRIPTION	QTY.
1	140215	MAST 89/258.5 SLT30D LIFT-TEK	
1	140723	MAST, 35D, 83/240, 631,SR,CS	
1	141501	MAST 40D 87/198,631,SR, CS	
1	1422017	MAST TRI 113/250/87-31W	
1	1422059	MAST TRI 77/170/51-31W	
1	1422292	MAST TRI 83/188/57-31W	
1	1422293	MAST TRIPLEX 87/198/61 W/31"	
1	1422294	MAST TRIPLEX 90/205/64-31"W	
1	1422295	MAST TRIPLEX 94/215/68 W/31"	
1	1422296	MAST TRI 107/242/81-31W	
1	1422961	MAST TRIPLEX 120/269/94-31	
1	145812	MAST 35D, 92/267.5, 631NR CS	
1	146106	MAST,35D,99/226,631,SR,CS	
1	146175	MAST,35D,83/240,631,NR,CS	
1	156281	MAST, 35D 89/258 631, SR, CS	
1	158999	MAST, 40D, SLT, 111/250,631	
1	160470	MAST,35D,SLT,87250,631,NR	
1	161057	MAST,35D,SLT,107312,631,NR	
1	161399	MAST, 35D 107/312 631, SR,CS	
1	161419	MAST,40D,SLT,115258,631,CR	
1	162662	MAST, SLT 40D 111/250,631 CR	
1	163165	MAST,35D 95/276.5 631,NR SLT	
1	163220	MAST,40D,SLT,83/188 631 SR	
1	163221	MAST,40D,SLT,120/269 631 SR	
1	165939	MAST,35D,SLT,87250,631,DR	
1	167051	MAST,35D 101/294.5 631,NR SLT	
1	169754	MAST,35D,SLT,90/205,631,CR	
1	170156	MAST,40D,SLT,83/188 631 DR	
2	1406587	WASHER FLAT/SHIM	2
3	25123	THRUST BEARING OILITE	2
4	9952	BUSHING, MAST TRUNNION	2

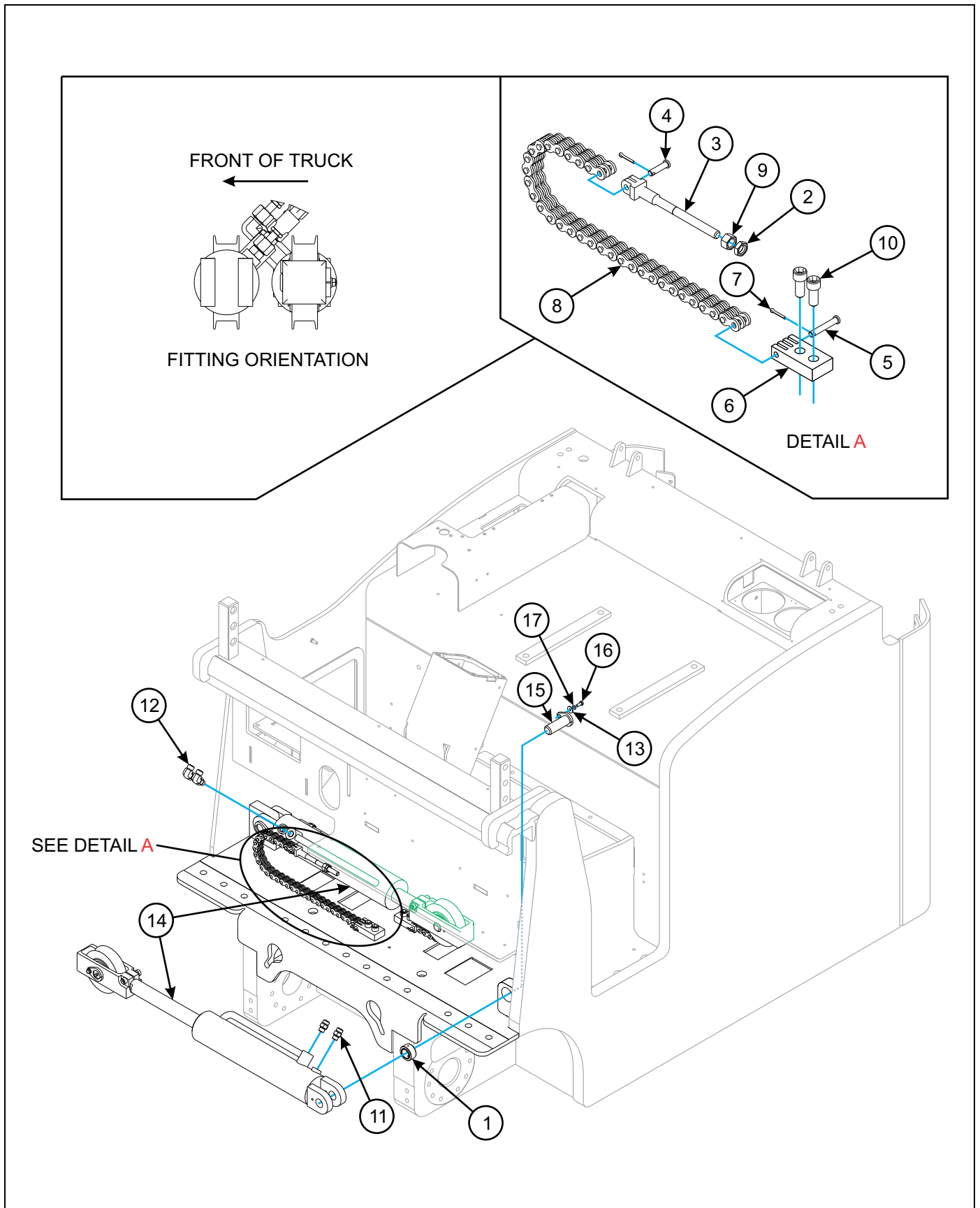


Figure 1-52: Shift Components Installation

Shift Components Installation

ITEM	PART NUMBER	DESCRIPTION	QTY.
1	1400072	BUSHING, RADIAL,SEALED, HVY	2
2	1401293	NUT HX HD JAM M12-1.25	2
3	1408077	CHAIN ANCHOR	2
4	1408515	PIN CLEVIS .303X1.88 ZP	2
5	1408516	PIN CLEVIS .303X1.875 ZP	2
6	1408517	ANCHOR CHAIN	2
7	1F412E	PIN COTTER,HAMLOCK.125X.75LG	4
8	30125-01	CHAIN LEAF BL634 MOD. 35 PITC	1
9	3DM12ER	NUT HEX M12X1.25 ZP DIN934	2
10	3GM1230ER	SCREW M12-1.75X30 SHC 12.9 ZP	4
11	0018101	ADAPTER STEERING ORBITAL	2
12	0018136	ADAPTER P-STEER RELIEF PRESS	2
13	1-861-010061-08	WASHER,METRIC 6 PLAIN	2
14	140993	CYLINDER ASSY,SHIFT SLT30AC (SEE PAGE 1-75)	1
15	1412908	PIN WLDMT	2
16	1CM616ER	SCREW HX HD M6X16MM CL8.8 ZP	2
17	6EM60ER	WASHER LOCK SPRING M6 ZP	2

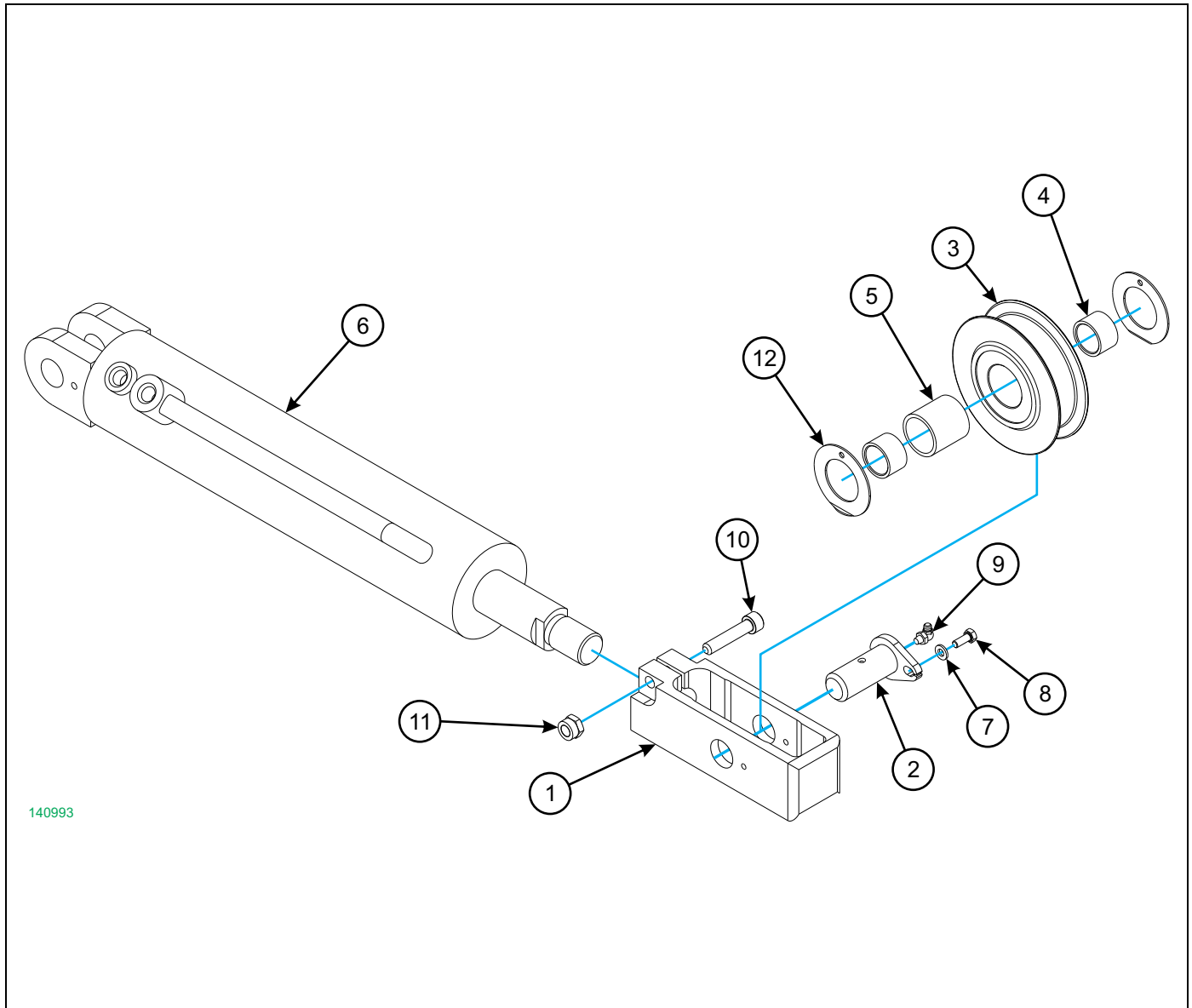


Figure 1-53: Shift Sheave Assembly

Shift Sheave Assembly

ITEM	PART NUMBER	DESCRIPTION	QTY.
	140993	CYLINDER ASSY,SHIFT SLT30AC	
1	1411204	CLEVIS MACHINING	1
2	1411206	PIN WLDMT	1
3	1411208	SHEAVE, CHAIN	1
4	1411215	INSIDE RING	2
5	1411219	BEARING, SLEEVE	1
6	149276	CYLINDER,3"BORE 10-1/2 STROKE (SEE PAGE 1-57)	1
7	18EM613ER	WASHER - FLAT M6 ZP	1
8	1CM616ER	SCREW HX HD M6X16MM CL8.8 ZP	1
9	5410	FITTING GREASE 1/4-28 90 1911	1
10	3GM1050ER	SCREW SOC HX HD M10X50MM ZP	1
11	40DM10ER	NUT LOCK HX HD M10 CL10 ZP	1
12	1411213	WASHER, MODIFIED	2

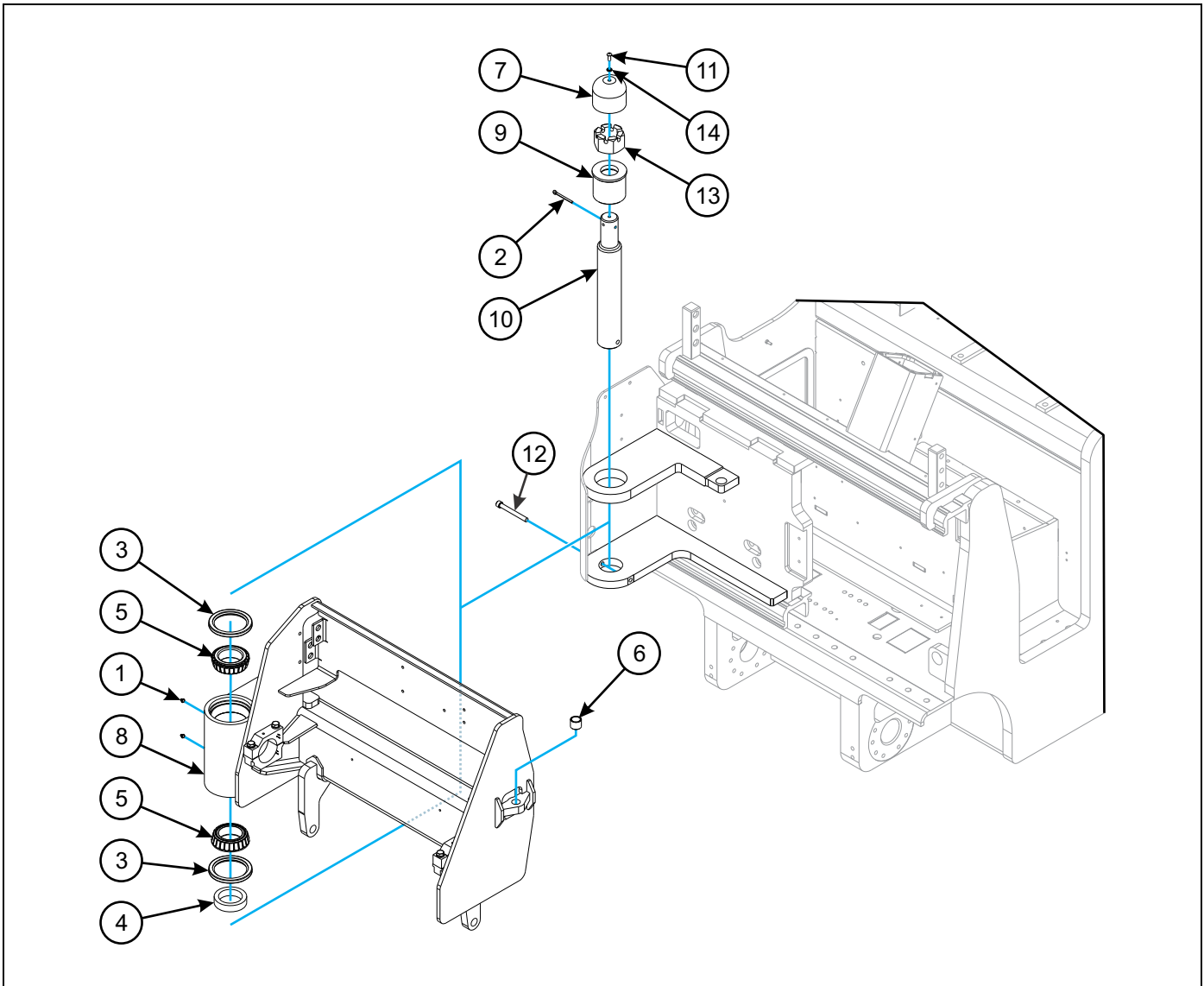


Figure 1-54: Swingarm Installation

Swingarm Installation

ITEM	PART NUMBER	DESCRIPTION	QTY.
1	1-298-010001-1	ZERK FITTING 1/4 SAE	2
2	1-557-010362-65	PIN COTTER, 1/4X2-1/2 ZP	1
3	107747	SEAL, BT-4 FRONT ROT	2
4	107748	SPACER,BT-4 LWR BEARING	1
5	109527	CONE,B40-4 FRT ROT BEARING	2
6	10708	BEARING ALUM BRONZE	1
7	146257	COVER, ROTATION NUT B3	1
8	149210	PIVOT, ARM WLDMT SLT30AC	1
9	149401	SPACER,SLT30AC UPR BEARING	1
10	149402	SHAFT,SLT30AC FRT ROTATION	1
11	149448	SCREW,M8-1.25X20 BHCS 10.9 ZP	1
12	152648	SCREW M12 X 1.75 X 110 SHC	1
13	40-0565	NUT, SLOTTED HEX 2-12	1
14	6EM80ER	WASHER LOCK SPRING M8	1

Operator Compartment

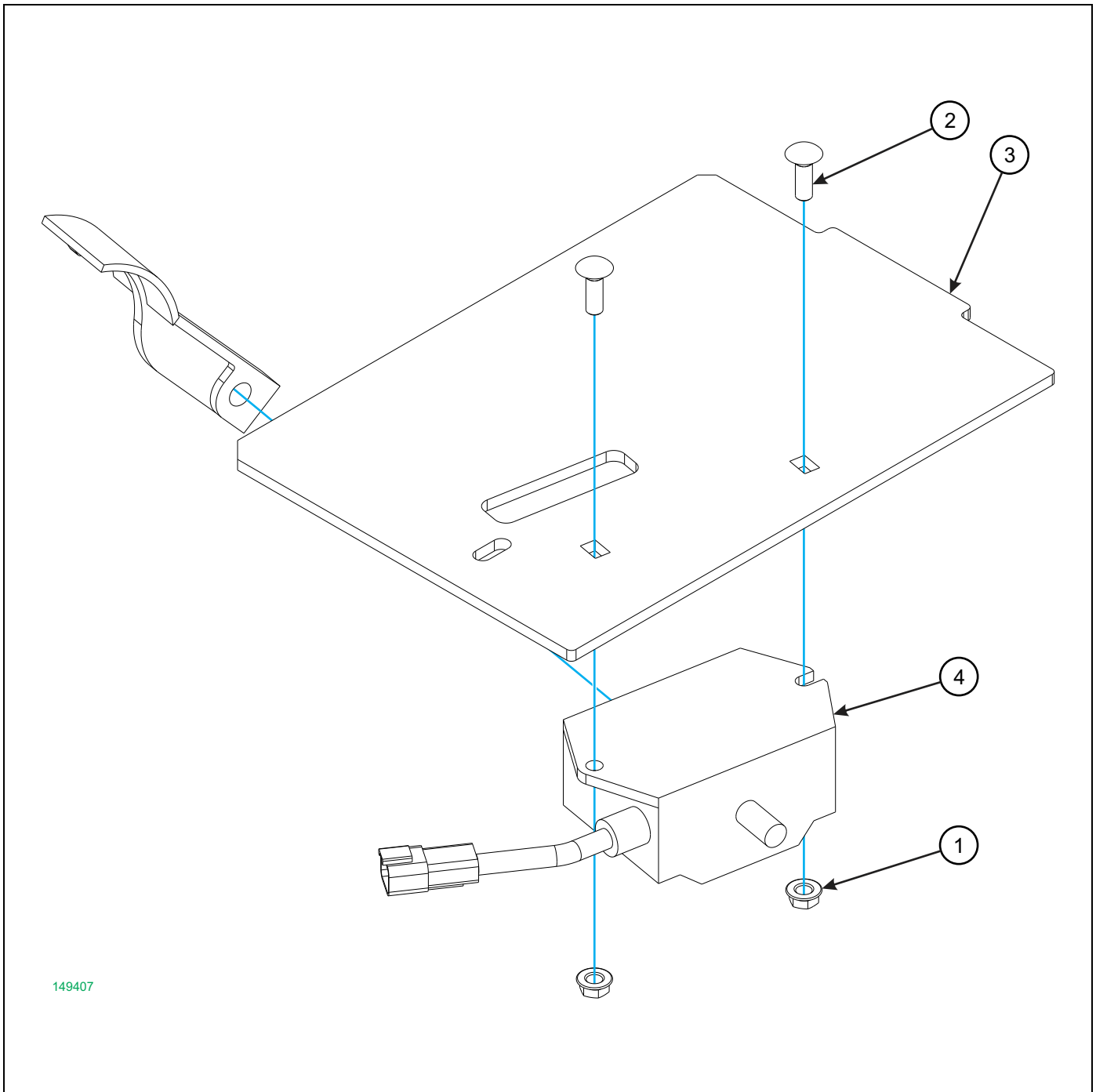


Figure 1-55: Accelerator Pedal Assembly

Accelerator Pedal Assembly

ITEM	PART NUMBER	DESCRIPTION	QTY.
	149407	ACCELERATOR ASSY,SLT30AC	
1	1-510-010004-03	NUT HX FLANGE, 5/16-18 GR8	2
2	104031	SCREW,RDHD,SQNK 5/16-18X1 GR5	2
3	149408	FLOOR,RH PANEL SLT30AC	1
4	151471	ACCEL,CURTIS FP6 W/ PLUG	1

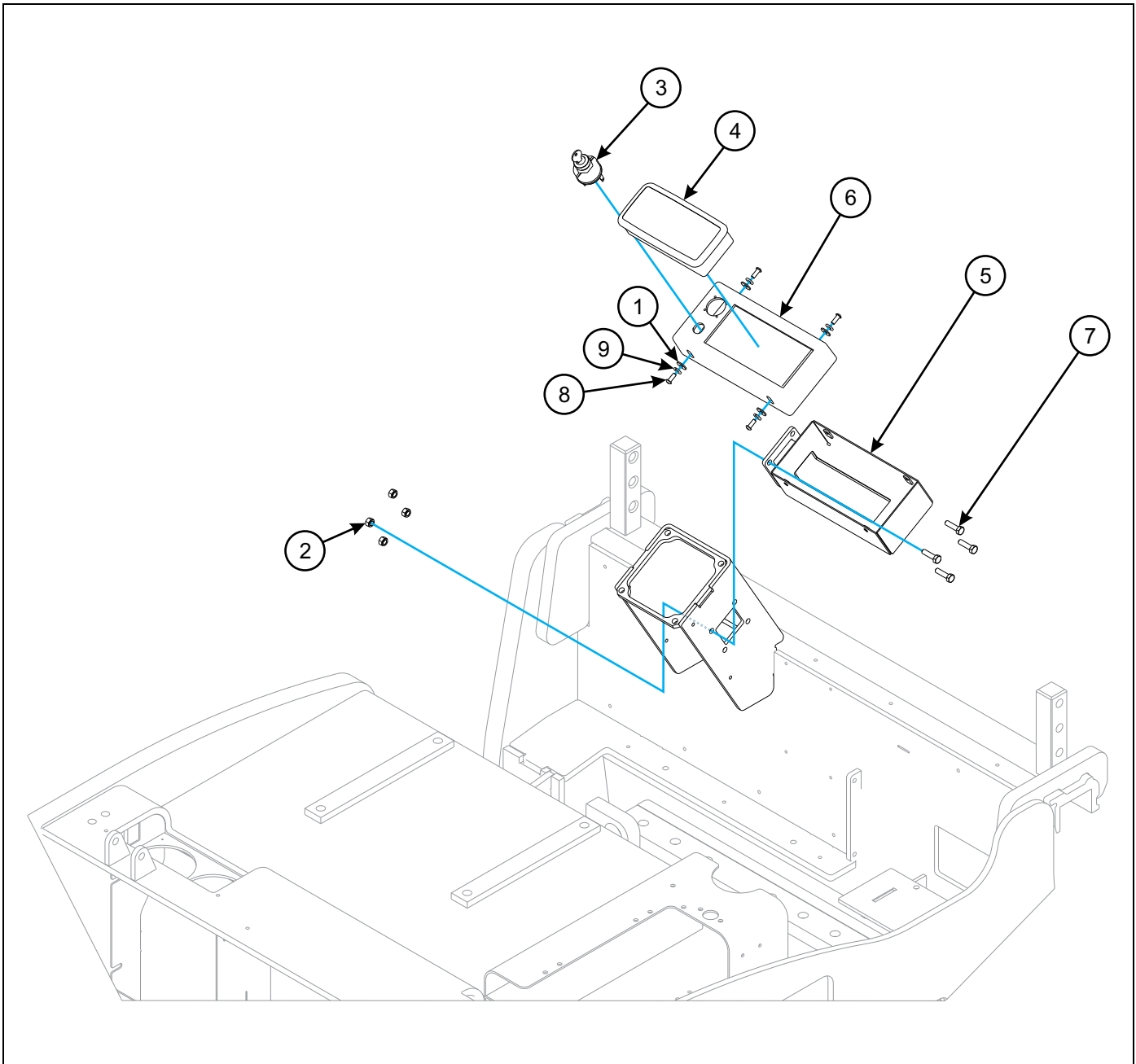


Figure 1-56: Display Installation

Display Installation

ITEM	PART NUMBER	DESCRIPTION	QTY.
1	1-861-010061-08	WASHER,METRIC 6 PLAIN	4
2	125904	LOCKNUT M8-1.25 CLASS 10 ZP	4
3	135617	KEYSWITCH,2POSITION,HEAVYDUTY	1
4	146300	OPT 100 DASH DISPLAY	1
5	151065	MOUNT,DISPLAY WLDMT SLT30AC	1
6	151066	COVER,DISPLAY/KEY SLT30AC	1
7	1CM830ER	SCREW M8-1.25X30 HCS 8.8 ZP	4
8	27CM616ER	HEX SOCKET BUTTON HEAD	4
9	6EM80ER	WASHER LOCK SPRING M8	4

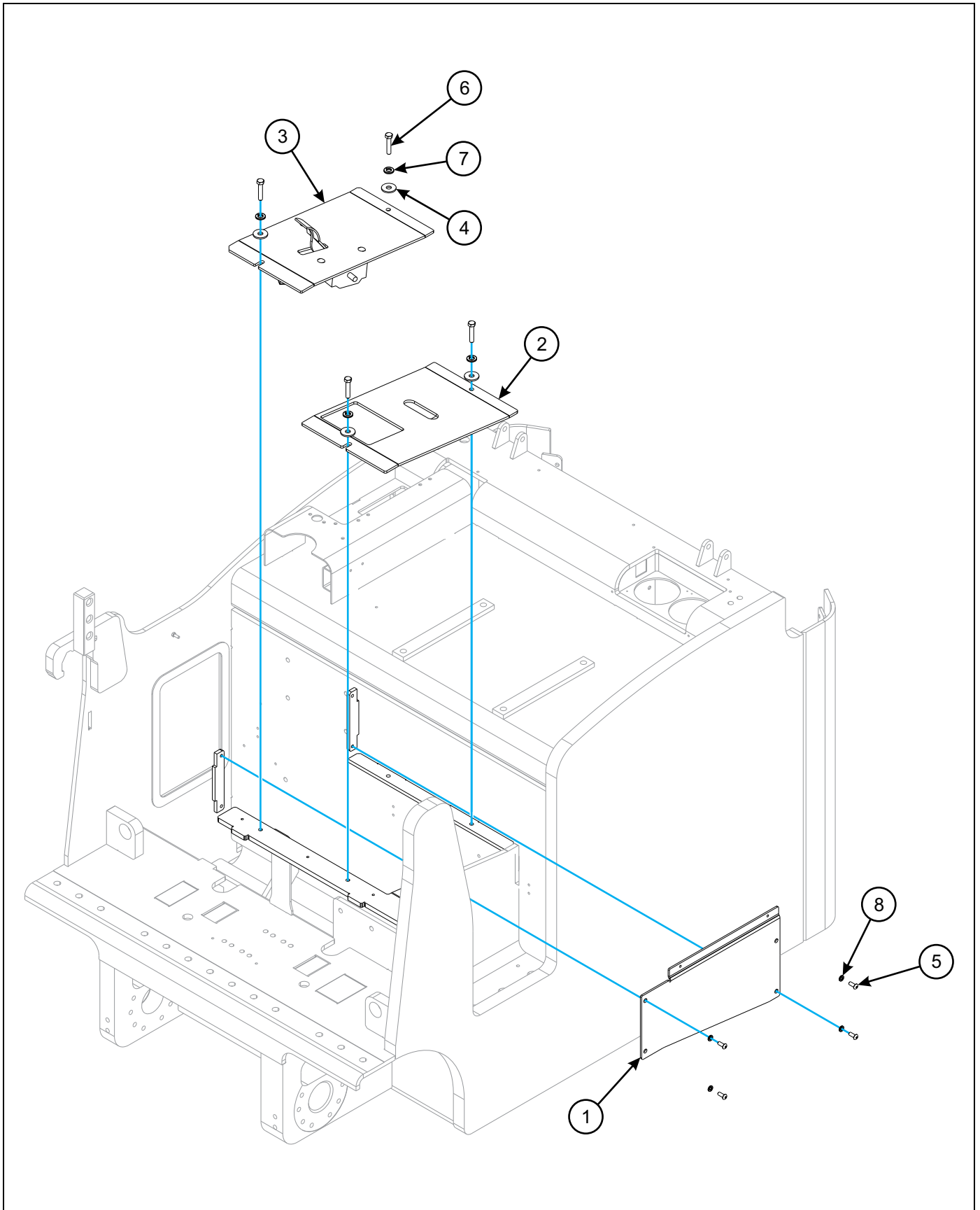


Figure 1-57: Floorplate and Accelerator Pedal Installation

Floorplate and Accelerator Pedal Installation

ITEM	PART NUMBER	DESCRIPTION	QTY.
1	149403	PANEL,OP COMP SIDE SLT30AC	1
2	149405	FLOOR,LH PANEL SLT30AC	1
3	149407	ACCELERATOR ASSY,SLT30AC (INCLUDES ITEMS 9-12)	1
4	149443	WASHER,FLAT M10 STD ZP	4
5	149448	SCREW,M8-1.25X20 BHCS 10.9 ZP	4
6	1CM1020ER	SCREW M10-1.5X20 HCS 8.8 ZP	4
7	6EM100ER	LOCKWASHER M10 ZP	4
8	6EM80ER	WASHER LOCK SPRING M8	4
9	1-510-010004-03	NUT HX FLANGE, 5/16-18 GR8	2
10	104031	SCREW,RDHD,SQNK 5/16-18X1 GR5	2
11	149408	FLOOR,RH PANEL SLT30AC	1
12	151471	ACCEL,CURTIS FP6 W/ PLUG	1

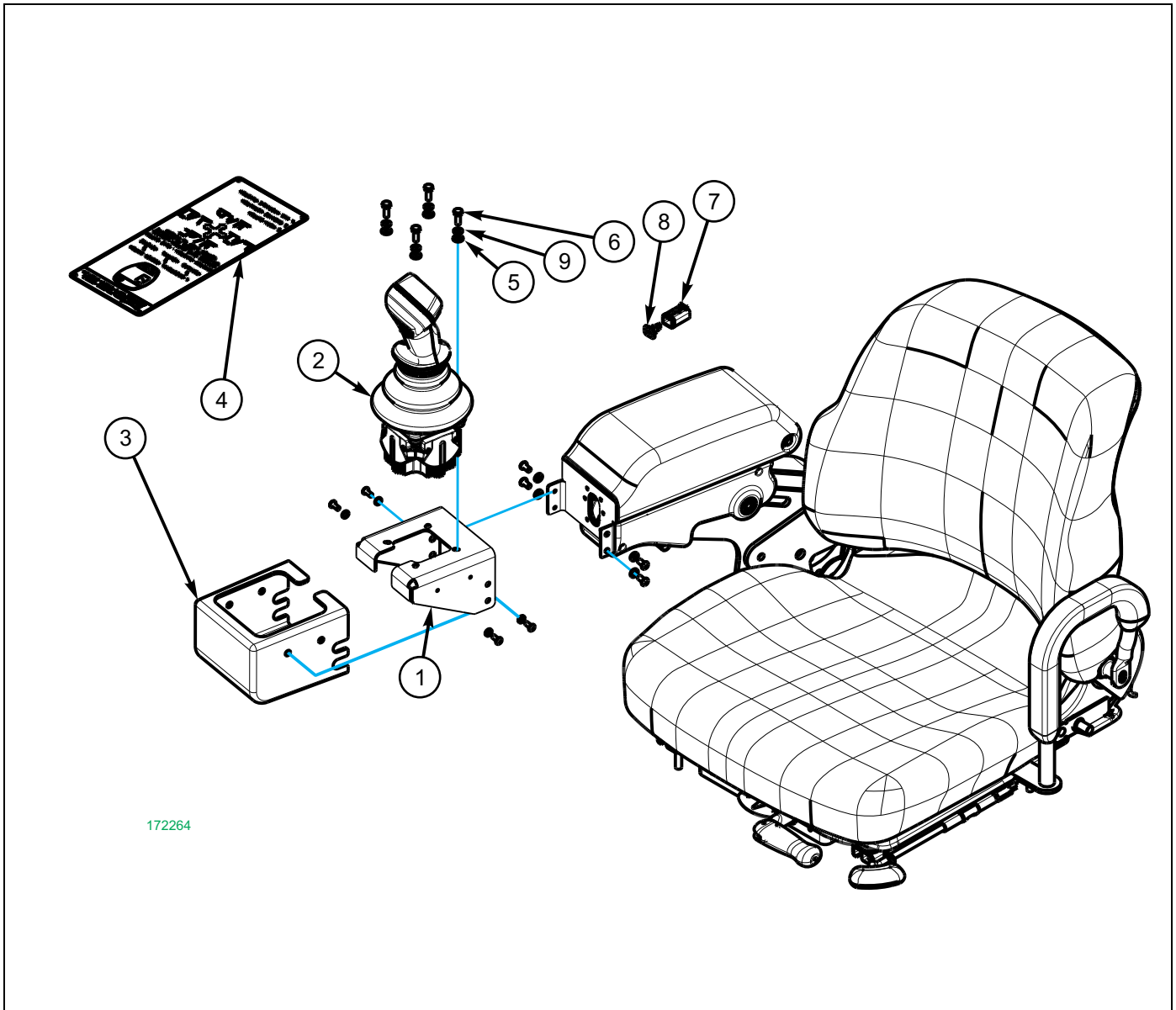


Figure 1-58: Joystick Replacement Kit

Joystick Replacement Kit

ITEM	PART NUMBER	DESCRIPTION	QTY.
	172264	JOYSTICK REPLACEMENT ELOBAU KIT	
1	169792	MOUNT, JOYSTICK SL	1
2	172136	JOYSTICK, SLTAC GSNA (REPLACES ALL PREVIOUS JOYSTICKS)	1
3	172137	COVER, JOYSTICK LOWER	1
4	172139	PLACARD, SWINGMAST CONTROL	1
5	18EM613ER	WASHER - FLAT M6 ZP	4
6	1CM616ER	SCREW HX HD M6X16MM CL8.8 ZP	4
7	622-2967-006	DEUTSCH PLUG 4 POS FEMALE (NOT SHOWN)	1
8	622-2967-022	DEUTSCH WEDGE, 4 POS PLUG (NOT SHOWN)	1
9	6EM60ER	WASHER LOCK SPRING M6 ZP	4
*	177649	KIT,GSNA JOYSTICK REPLACEMENT	

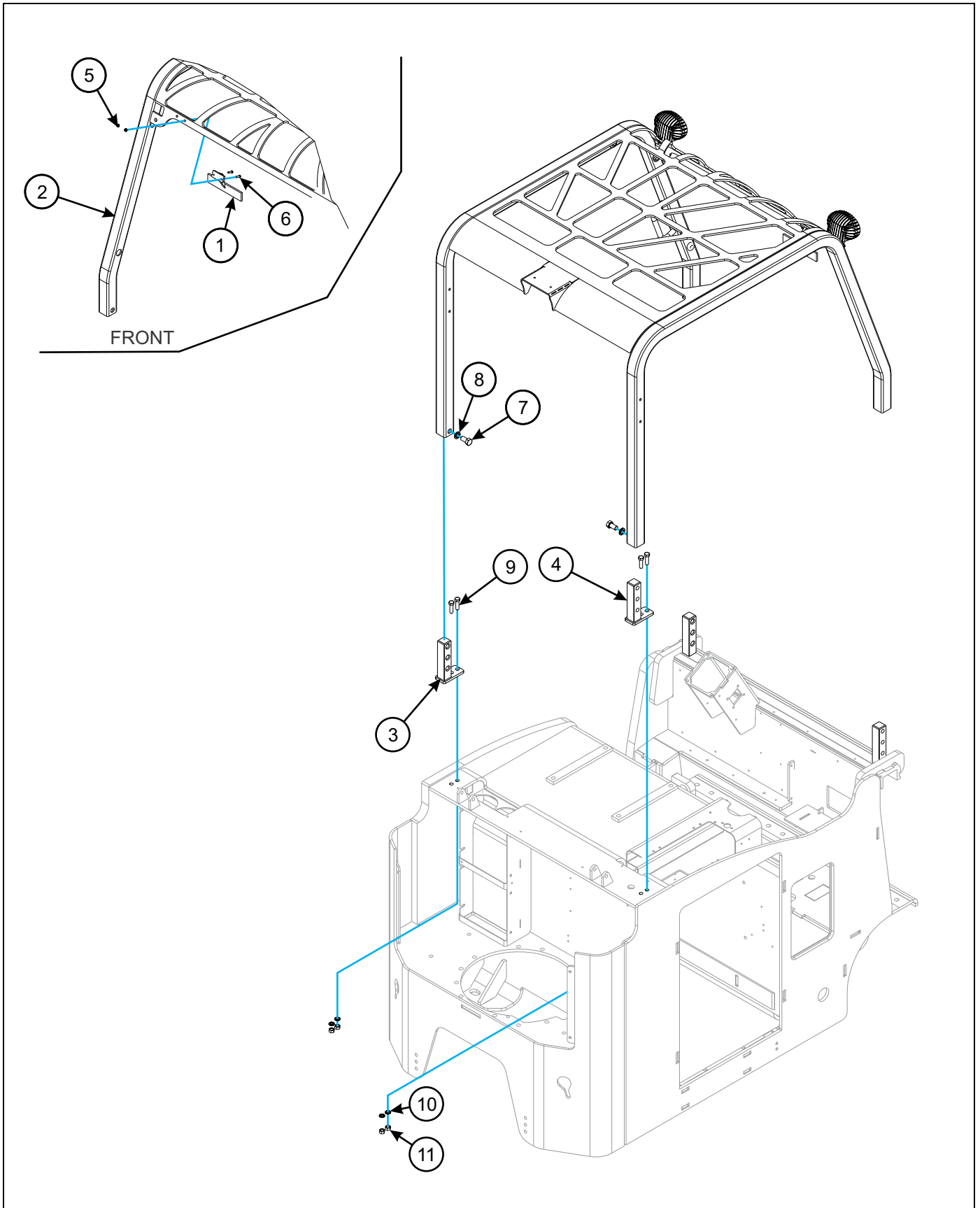
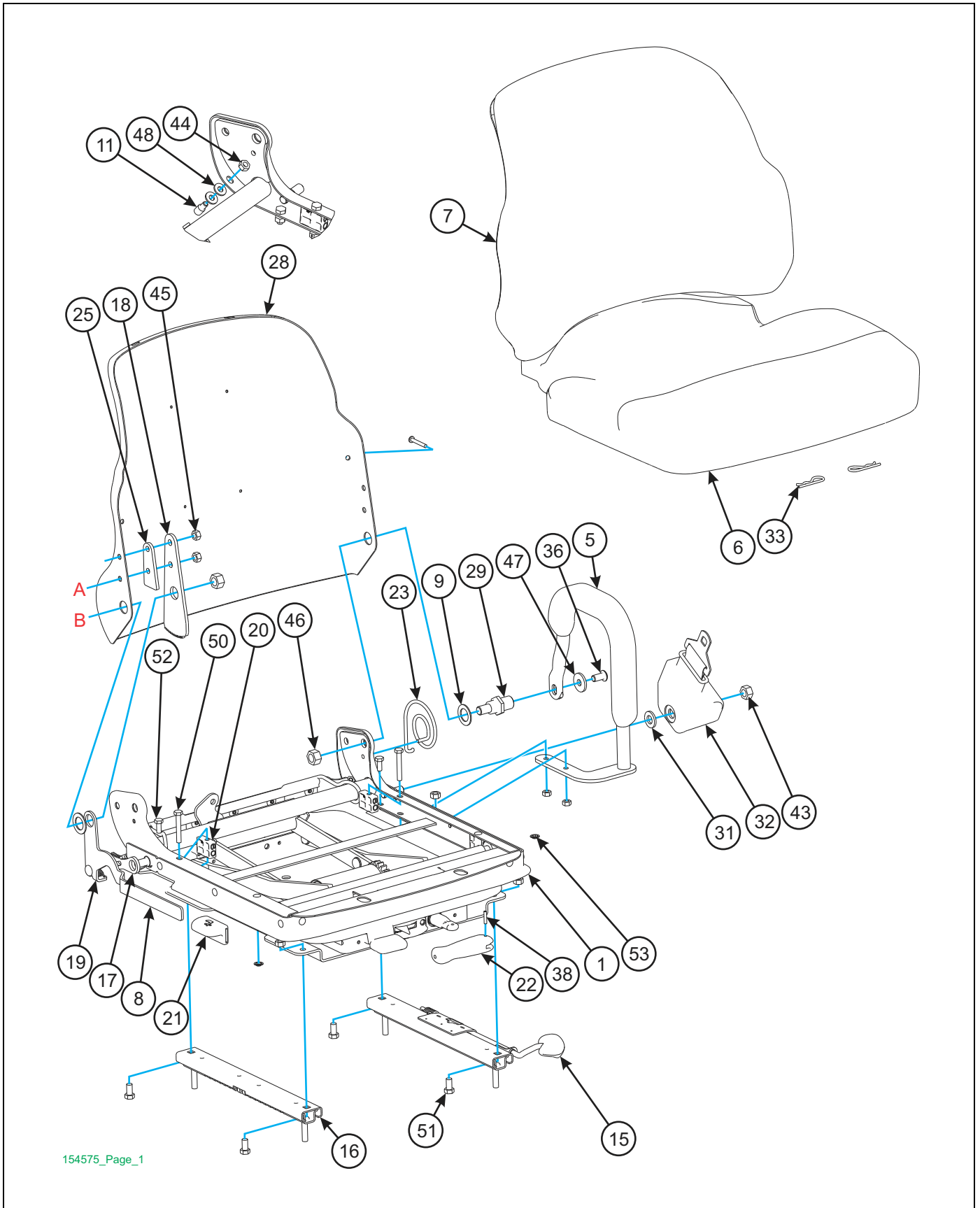


Figure 1-59: Overhead Guard Installation

Overhead Guard Installation

ITEM	PART NUMBER	DESCRIPTION	QTY.
1	0011269	MIRROR REAR VIEW	1
2	149308	WELDMNT OHG SLT30AC	1
3	154053	MOUNT,REAR OHG RH SLT30AC	1
4	154054	MOUNT,REAR OHG LH SLT30AC	1
5	159610	NUT, M5-0.8 SRTD FLG ZP	2
6	159618	SCREW,M5-0.8X20 BHC 10.9 ZP	2
7	1CM1630ER	SCREW M16-2.0X30 HCS 8.8 ZP	4
8	6EM160ER	WASHER LOCK SPRING M16	4
9	1CM1240ER	SCREW M12-1.75X40 HCS 8.8 ZP	4
10	118755	NUT, HEX M12-1.75 ZP	4
11	6EM120ER	WASHER LOCK SPRING M12 ZP	4



154575_Page_1

Figure 1-60: Seat Assembly, Vinyl (1 of 2)

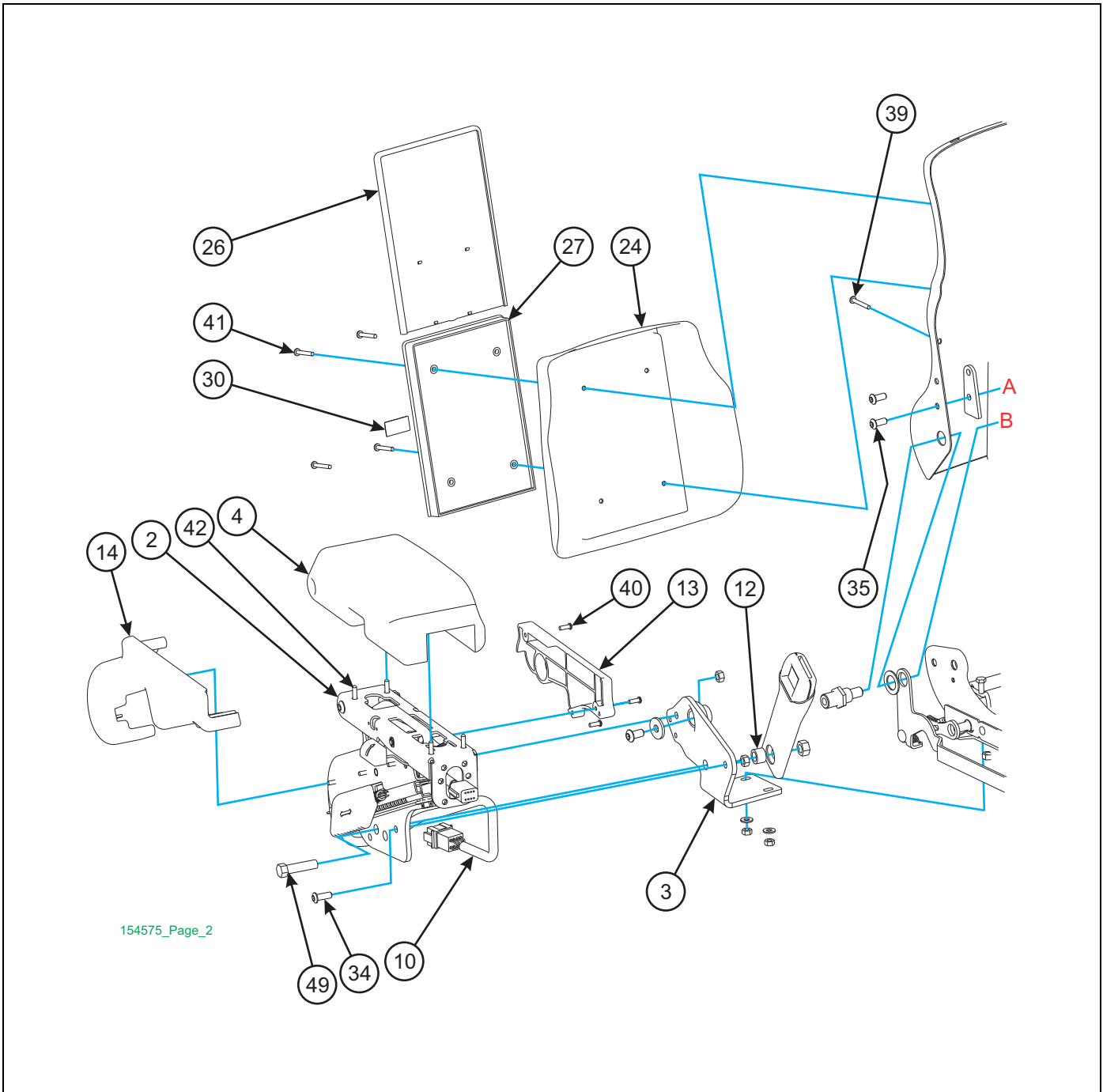


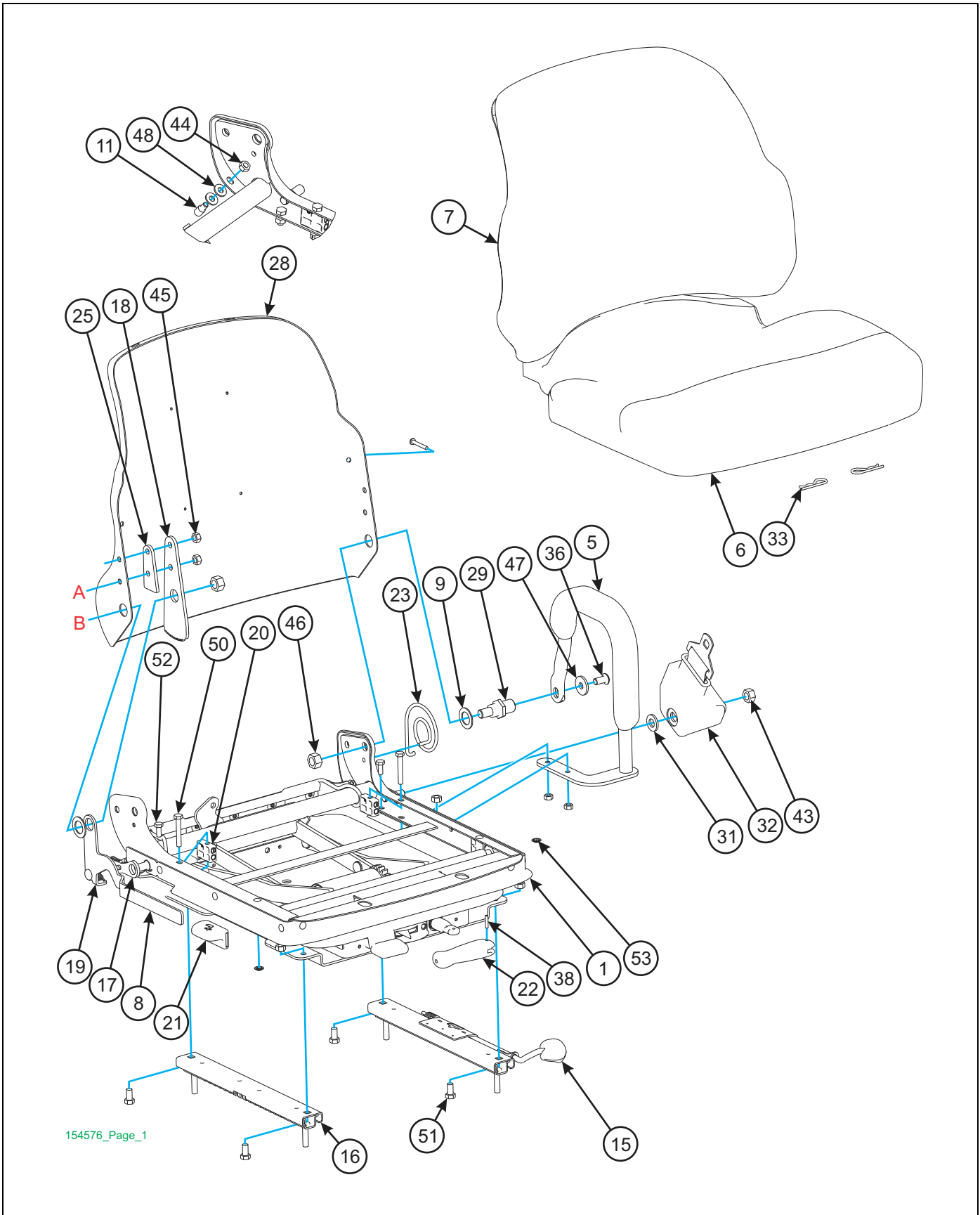
Figure 1-61: Seat Assembly, Vinyl (2 of 2)

Seat Assembly, Vinyl

ITEM	PART NUMBER	DESCRIPTION	QTY.
	154575	SEAT, VINYL ADJ ARM W/SWVL	
1	158682	SUSPENSION SWIVEL ASSY, FLS	1
2	158683	ARMREST W/KNOBS, MODULAR RH	1
3	158684	SIDE BRACKET W/10deg MOUNT, RH	1
4	158685	ARMREST PAD, ECA RH	1
5	158722	HIP RESTRAINT, LH	1
6	158686	CUSHION SEAT, FLS1500	1

Seat Assembly, Vinyl

ITEM	PART NUMBER	DESCRIPTION	QTY.
7	158687	CUSHION BACK, FLS 1500	1
8	158690	HANDLE W/MOUNT, RECLINER	1
9	158691	WASHER	2
10	158692	ECA WIRE HARNESS	1
11	158693	ARMREST STOP	1
12	158694	SEATBELT SPACER	1
13	158695	INNER COVER, RH (ECA)	1
14	158696	OUTER COVER, RH (ECA)	1
15	158697	LOCKING SLIDE W/HANDLE,6"	1
16	158698	SLAVE SLIDE W/5/16" STUDS, 6"	1
17	158699	LATCH, RECLINER SST-FLS	1
18	158700	SECTOR, RECLINER SST-FLS	1
19	158701	SPRING, RECLINER LEVER	1
20	158702	BLOCK, UPSTOP	2
21	158703	KNOB, RECLINER	1
22	158704	HANDLE, WEIGHT ADJUST	1
23	158705	SPRING, BACK TILT	1
24	158706	RISER, BOOK BOX	1
25	158707	SPACER, RECLINER	1
26	158708	COVER, BOOK BOX	1
27	158709	BOX, BOOK	1
28	158710	PAN, BACK FLS 1500	1
29	158711	BOSS, PIVOT BACK PAN	2
30	158712	BLANK, DECAL	1
31	158713	WASHER, HARDENED	1
32	121300	SEAT BELT REPLCMT SEARS STD	1
33	158714	PIN, COTTER HAIR	2
34	108210	SCREW SKT BTNCP 5/16-18UNCX1	2
35	110843	SCREW BHSC 5/16-18UNCX3/4	2
36	111899	SCREW,BHSC 3/8-16UNCX3/4	2
38	774883	PIN, ROLL .156DIA X .75 BLACK	1
39	158716	SCREW, PAN HD #12X3/4 TYPE A	2
40	158718	SCREW, PAN HD #10-16 X 14MM	6
41	86G1024E	SCREW,PAN HD.CRSS#10-32X1-1/2	6
42	158719	SCREW, PAN HD #12X3/4 TYPE AB	4
43	125436	NUT HX SLFLKG 7/16-20 GRB	2
44	1-512-010005-01	NUT,HEX,SLFLKG GRB 1/4-20	5
45	1-512-010005-03	NUT HEX SLFLKG GRB 5/16-18	8
46	1-512-010005-09	NUT,HEX,SLFLKG, 1/2-13 GRB	2
47	158720	WASHER, FLAT .390IDX1.12 OD	2
48	158721	WASHER, FLAT .281X.625X.07	4
49	118225	SCREW HX CP 7/16-20UNFX2 GR5	1
50	1-654-010047-09	SCREW,HX CP,1/4-20UNCX1-3/4G5	2
51	1-654-010049-03	SCREW HX CP 5/16-18UNCX3/4GR5	4
52	1-654-010047-03	SCREW, HEX 1/4-20UNCX5/8	2
53	158717	PUSHNUT, 1/4	2



154576_Page_1

Figure 1-62: Seat Assembly, Cloth (1 of 2)

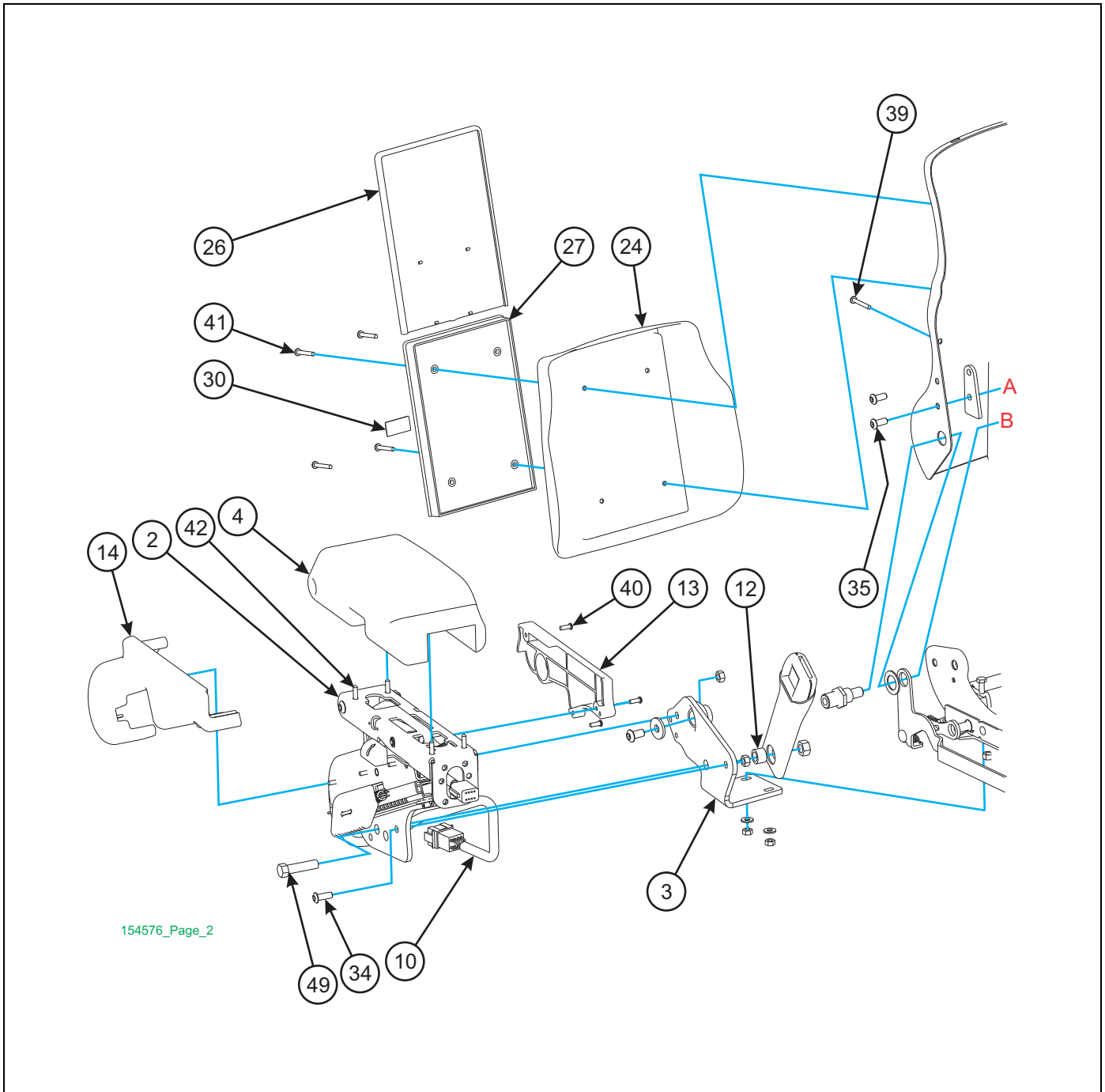


Figure 1-63: Seat Assembly, Cloth (2 of 2)

Seat Assembly, Cloth

ITEM	PART NUMBER	DESCRIPTION	QTY.
	154576	SEAT, CLOTH ADJ ARM W/SWVL	
1	158682	SUSPENSION SWIVEL ASSY, FLS	1
2	158683	ARMREST W/KNOBS, MODULAR RH	1
3	158684	SIDE BRACKET W/10deg MOUNT, RH	1
4	158685	ARMREST PAD, ECA RH	1
5	158722	HIP RESTRAINT, LH	1
6	158688	CUSHION, SEAT CLOTH	1

Seat Assembly, Cloth

ITEM	PART NUMBER	DESCRIPTION	QTY.
7	158689	CUSHION ASSY, BACK (CLOTH)	1
8	158690	HANDLE W/MOUNT, RECLINER	1
9	158691	WASHER	2
10	158692	ECA WIRE HARNESS	1
11	158693	ARMREST STOP	1
12	158694	SEATBELT SPACER	1
13	158695	INNER COVER, RH (ECA)	1
14	158696	OUTER COVER, RH (ECA)	1
15	158697	LOCKING SLIDE W/HANDLE,6"	1
16	158698	SLAVE SLIDE W/5/16" STUDS, 6"	1
17	158699	LATCH, RECLINER SST-FLS	1
18	158700	SECTOR, RECLINER SST-FLS	1
19	158701	SPRING, RECLINER LEVER	1
20	158702	BLOCK, UPSTOP	2
21	158703	KNOB, RECLINER	1
22	158704	HANDLE, WEIGHT ADJUST	1
23	158705	SPRING, BACK TILT	1
24	158706	RISER, BOOK BOX	1
25	158707	SPACER, RECLINER	1
26	158708	COVER, BOOK BOX	1
27	158709	BOX, BOOK	1
28	158710	PAN, BACK FLS 1500	1
29	158711	BOSS, PIVOT BACK PAN	2
30	158712	BLANK, DECAL	1
31	158713	WASHER, HARDENED	1
32	121300	SEAT BELT REPLCMT SEARS STD	1
33	158714	PIN, COTTER HAIR	2
34	108210	SCREW SKT BTNCP 5/16-18UNCX1	2
35	110843	SCREW BHSC 5/16-18UNCX3/4	2
36	111899	SCREW,BHSC 3/8-16UNCX3/4	2
38	774883	PIN, ROLL .156DIA X .75 BLACK	1
39	158716	SCREW, PAN HD #12X3/4 TYPE A	2
40	158718	SCREW, PAN HD #10-16 X 14MM	6
41	86G1024E	SCREW,PAN HD.CRSS#10-32X1-1/2	6
42	158719	SCREW, PAN HD #12X3/4 TYPE AB	4
43	125436	NUT HX SLFLKG 7/16-20 GRB	2
44	1-512-010005-01	NUT,HEX,SLFLKG GRB 1/4-20	5
45	1-512-010005-03	NUT HEX SLFLKG GRB 5/16-18	8
46	1-512-010005-09	NUT,HEX,SLFLKG, 1/2-13 GRB	2
47	158720	WASHER, FLAT .390IDX1.12 OD	2
48	158721	WASHER, FLAT .281X.625X.07	4
49	118225	SCREW HX CP 7/16-20UNFX2 GR5	1
50	1-654-010047-09	SCREW,HX CP,1/4-20UNCX1-3/4G5	2
51	1-654-010049-03	SCREW HX CP 5/16-18UNCX3/4GR5	4
52	1-654-010047-03	SCREW, HEX 1/4-20UNCX5/8	2
53	158717	PUSHNUT, 1/4	2

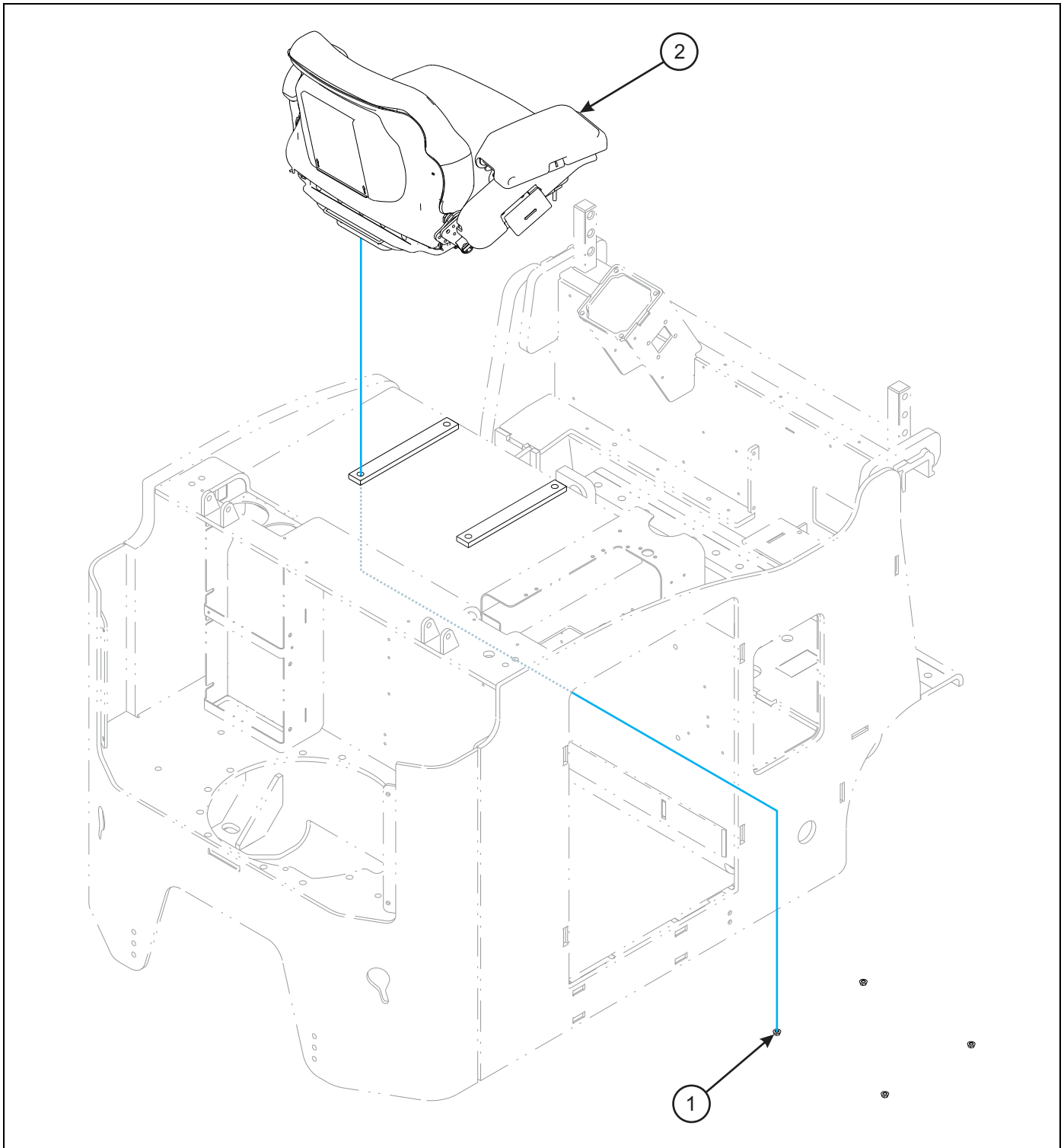


Figure 1-64: Seat Installation

Seat Installation

ITEM	PART NUMBER	DESCRIPTION	QTY.
1	126561	NUT,FLG HD,SERRATED,5/16-18ZP	4
2	154575	SEAT, VINYL ADJ ARM W/SWVL (SEE PAGE 1-85)	1
2	154576	SEAT, CLOTH ADJ ARM W/SWVL (SEE PAGE 1-88)	1

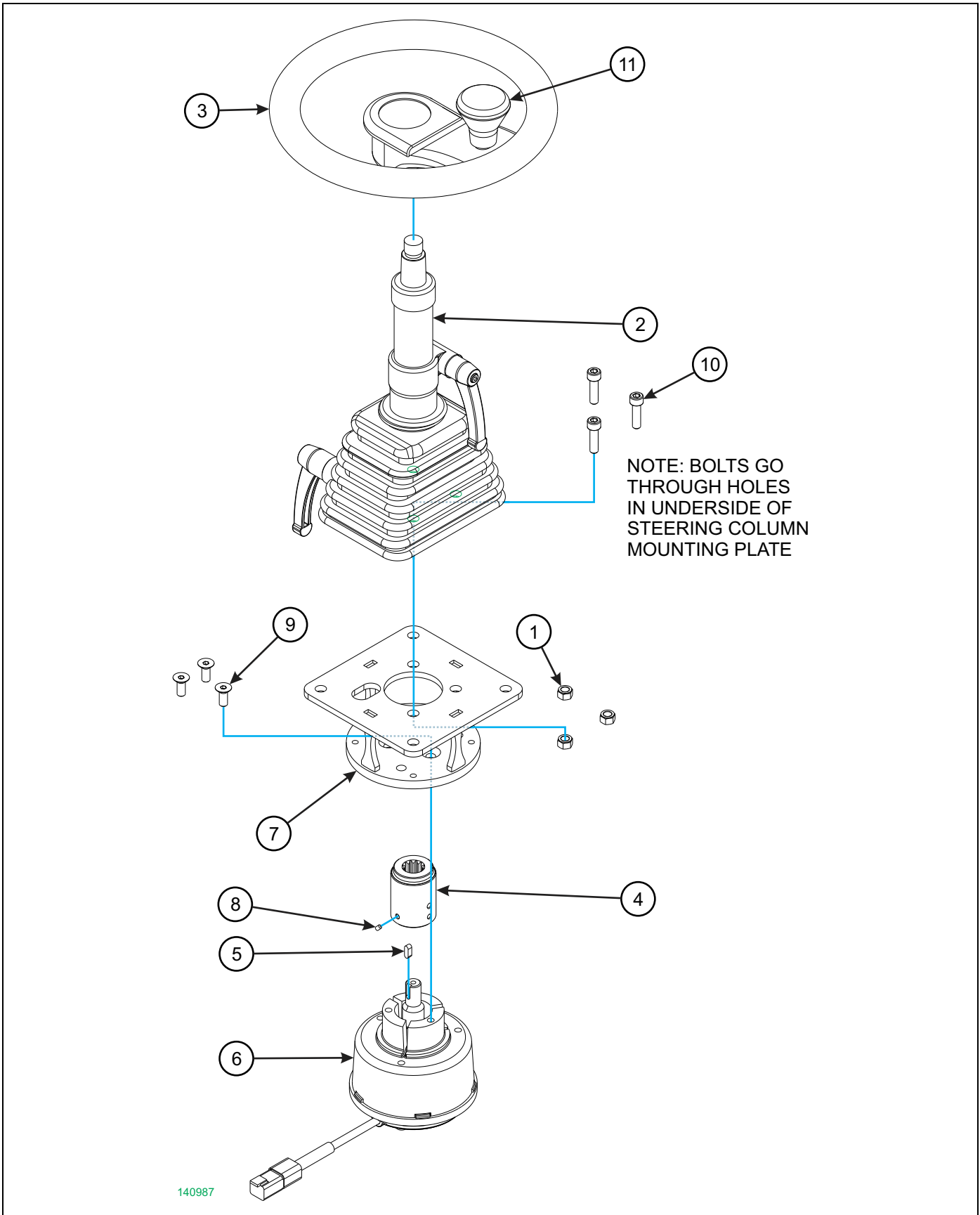


Figure 1-65: Steering Control Assembly

Steering Control Assembly

ITEM	PART NUMBER	DESCRIPTION	QTY.
	140987	STEERING COLUMN ASSY,STL30AC	
1	125904	LOCKNUT M8-1.25 CLASS 10 ZP	1
2	149309	STEERING COLUMN,SLT30AC (SEE PAGE 1-96)	1
3	149311	STEERING WHEEL,SLT30AC	1
4	182823	ADAPTER, STEERING, SLT30	1
5	149427	KEY,5MM X 14MM RD ENDS	1
6	164931	TFD, 12NM LORD SAWTOOTH	1
7	167758	MOUNT, 12NM STR ENC SAWTOOTH	1
8	21GM46ER	SCR,SET,CUP PT M4 .7X6LG (PRIOR TO 04/19/2012)	1
8	170640	SCREW,M5-.80C10 SKT SET,KNURL (AFTER 04/19/2012)	1
9	23GM820ER	SCREW SOC FL HD M8 20MM CL8.8	3
10	3GM830ER	SCREW,SKTHD,M8X1.25-30,CL12.9	3
11	177902	KNOB,LST30AC STEERING WHEEL	1

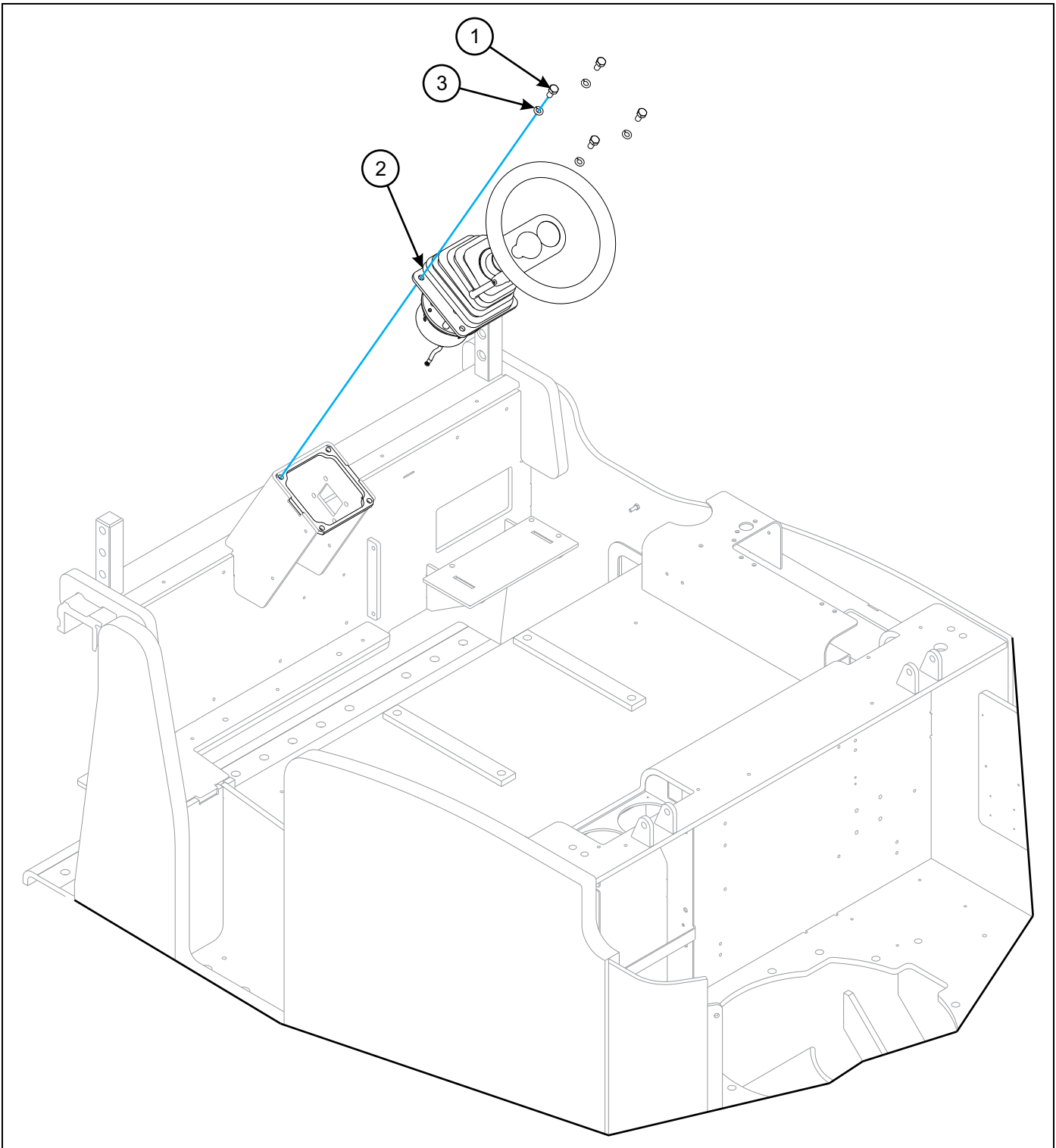


Figure 1-66: Steering Control Installation

Steering Control Installation

ITEM	PART NUMBER	DESCRIPTION	QTY.
1	1CM1020ER	SCREW M10-1.5X20 HCS 8.8 ZP	4
2	140987	STEERING COLUMN ASSY,STL30AC (SEE PAGE 1-92)	1
3	6EM100ER	LOCKWASHER M10 ZP	4

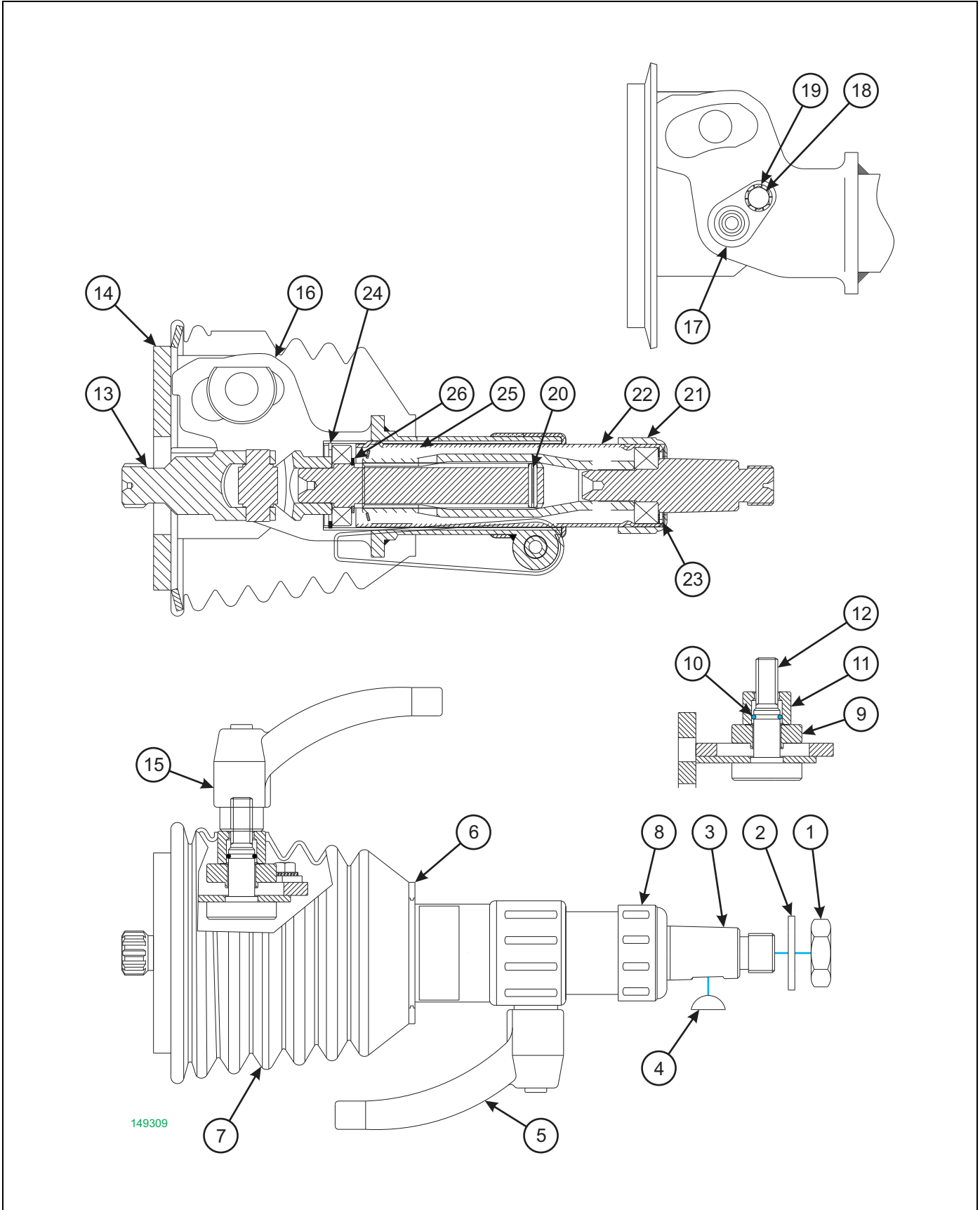


Figure 1-67: Steering Column Assembly

Steering Column Assembly

ITEM	PART NUMBER	DESCRIPTION	QTY.
	149309	STEERING COLUMN,SLT30AC	
1	159742	NUT	1
2	159743	WASHER	1
3	159744	INTERNAL TUBE	1
4	159745	KEY	1
5	159746	HANDLE	1
6	159747	RETAINING RING	1
7	159748	RUBBER BOOT	1
8	159749	RUBBER CAP	1
9	159750	WASHER	1
10	159751	WASHER OR 1410	1
11	159752	SPACER	1
12	159753	PIVOT CLAMP	1
13	159754	SHAFT	1
14	159755	BASE FLANGE	1
15	159756	ALUMINUM HANDLE	1
16	159757	FORMED PLATE	1
17	159758	PIVOT PLATE	2
18	159759	SCREW, M6 X 10	2
19	159760	WASHER 6	2
20	159761	ELASTIC PLUG	1
21	159762	RUBBER CAP	1
22	159763	OUTSIDE TUBE	1
23	159764	ELASTIC WASHER	1
24	159765	SNAP RING	1
25	159766	STAMPED BUSHING	1
26	159767	SNAP RING	1

Powertrain

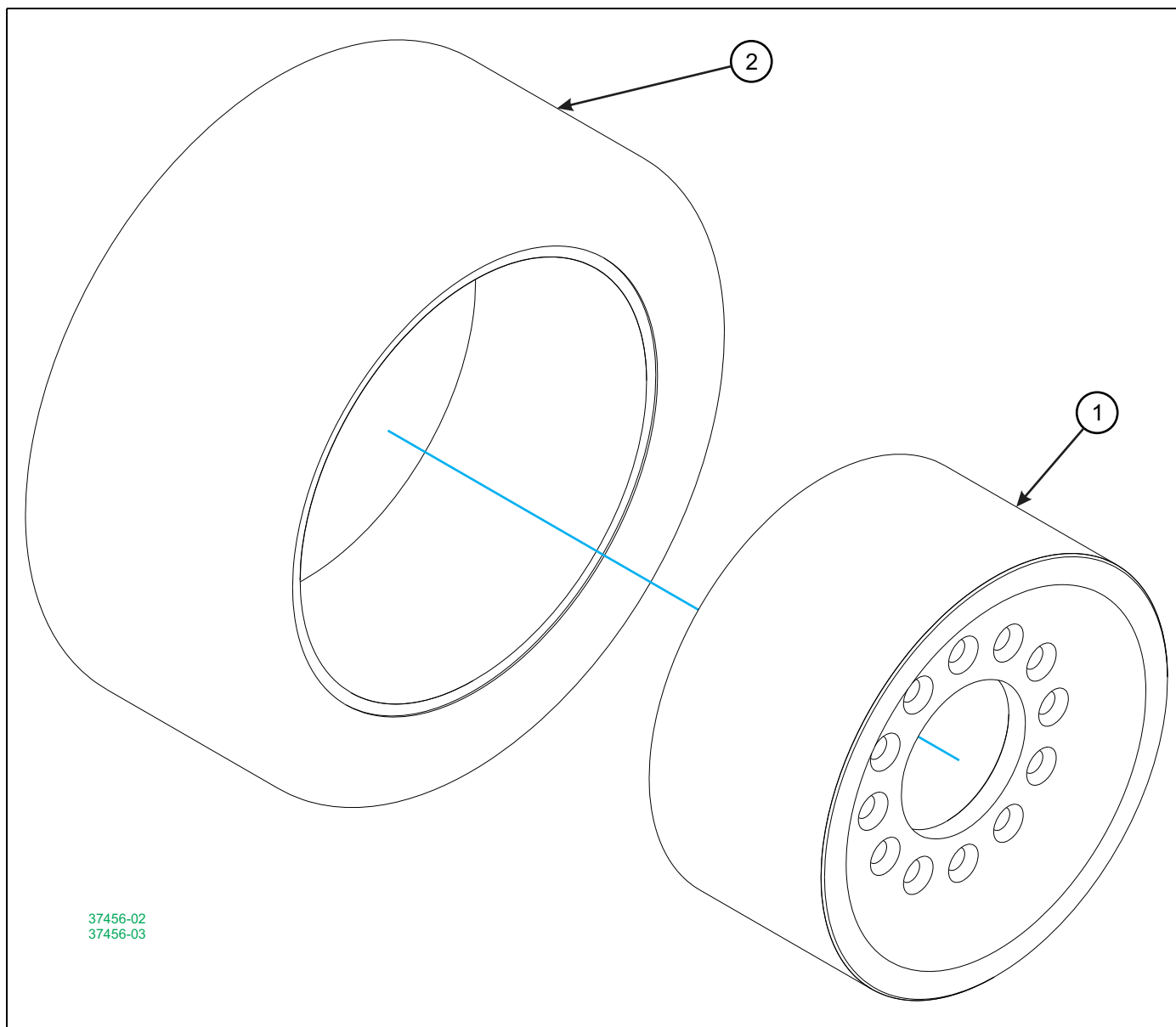


Figure 1-68: Drive Wheel Assemblies

Drive Wheel Assembly, Non-Marking

ITEM	PART NUMBER	DESCRIPTION	QTY.
	37456-02	TIRE ASY DRIVE NOMARKWHT/RUBR	
1	1400206	WHEEL DRIVE MACHINE	1
2	52898-03	TIRE SMOOTH, NON-MARK WHT/RUBR	1

Drive Wheel Assembly, Smooth

ITEM	PART NUMBER	DESCRIPTION	QTY.
	37456-03	TIRE DRIVE, RUBBER SMOOTH	
1	1400206	WHEEL DRIVE MACHINE	1
2	50393-4	TIRE, DRIVE 18X7X12-1/8	1

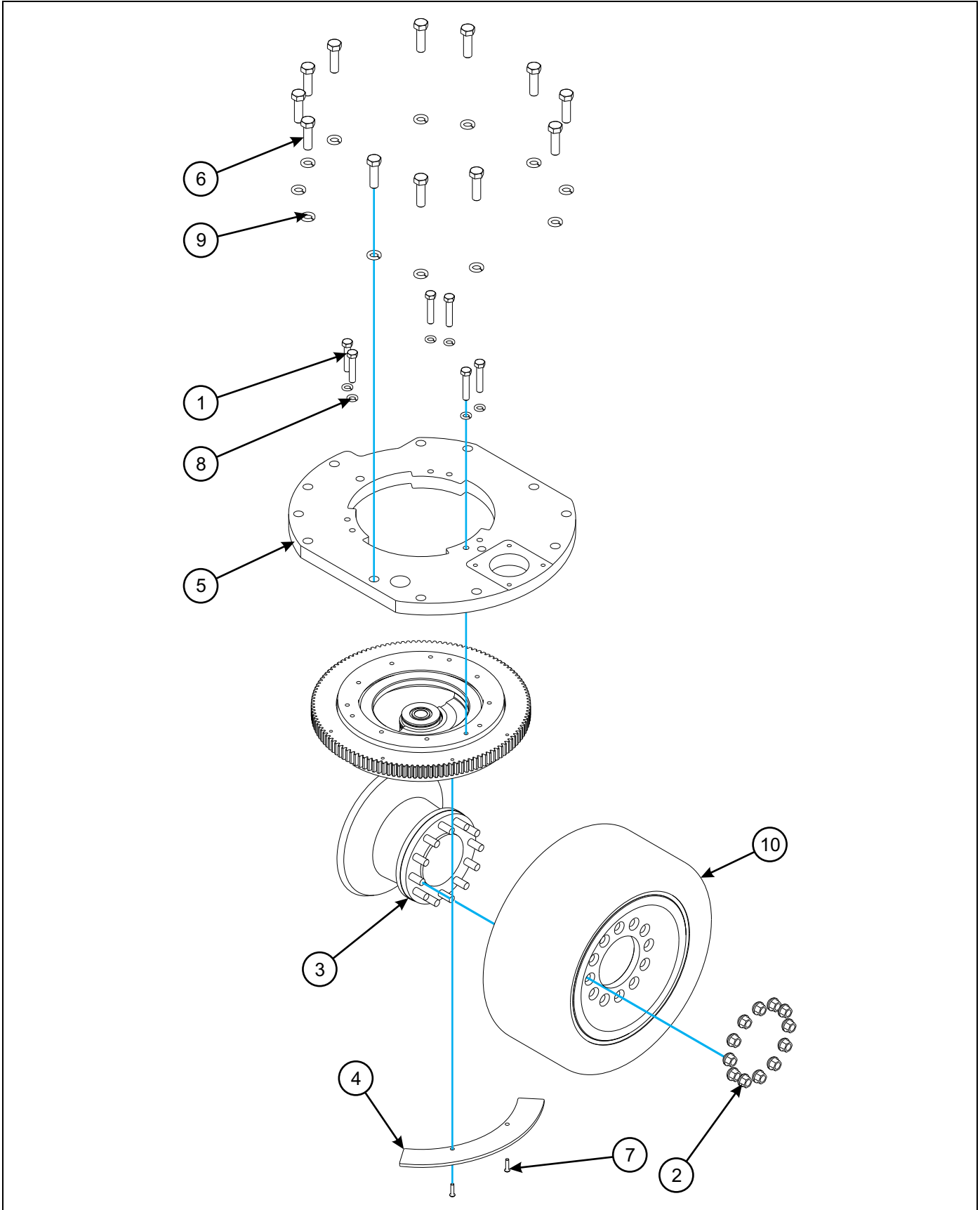
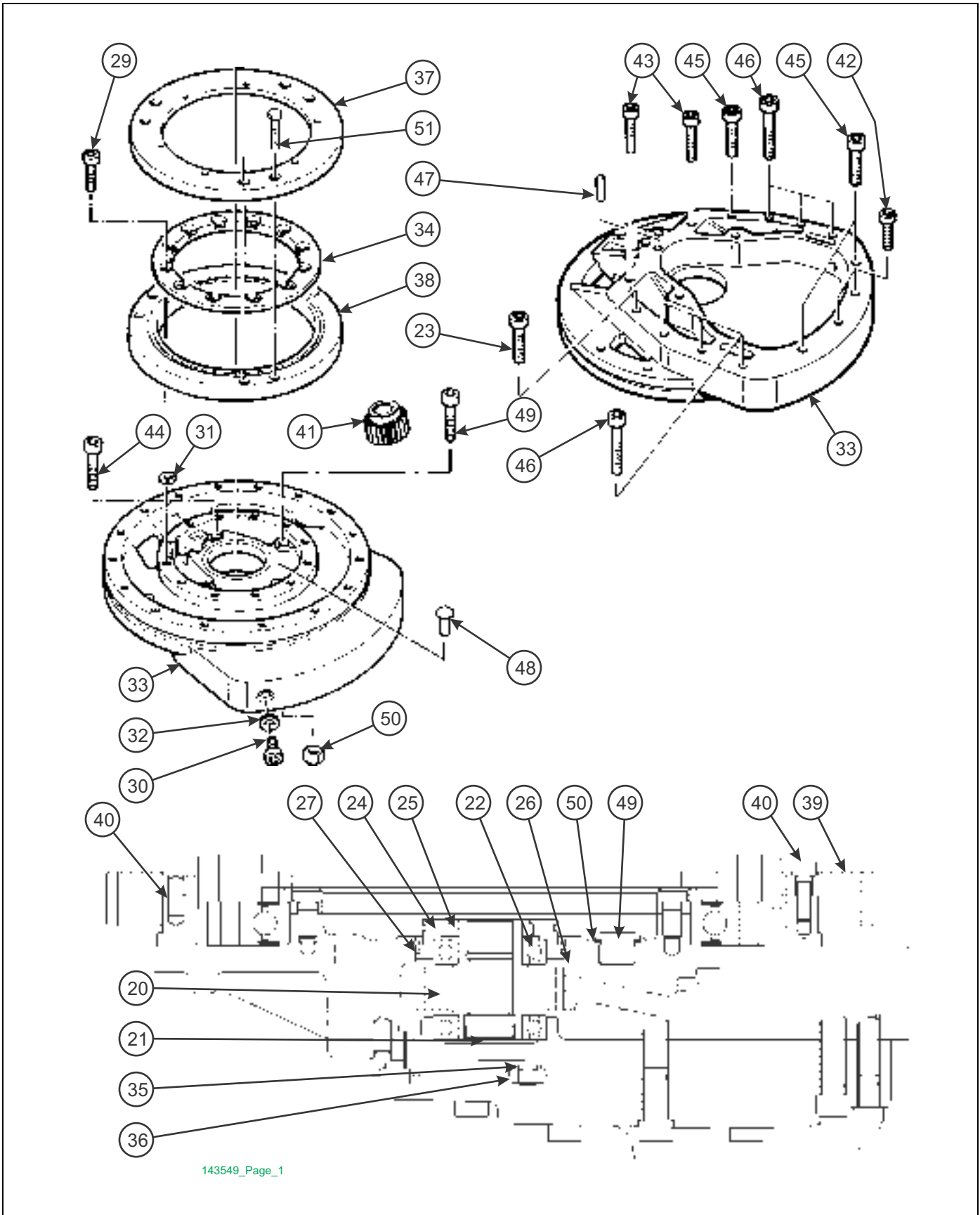


Figure 1-69: Gearbox and Drive Wheel Components

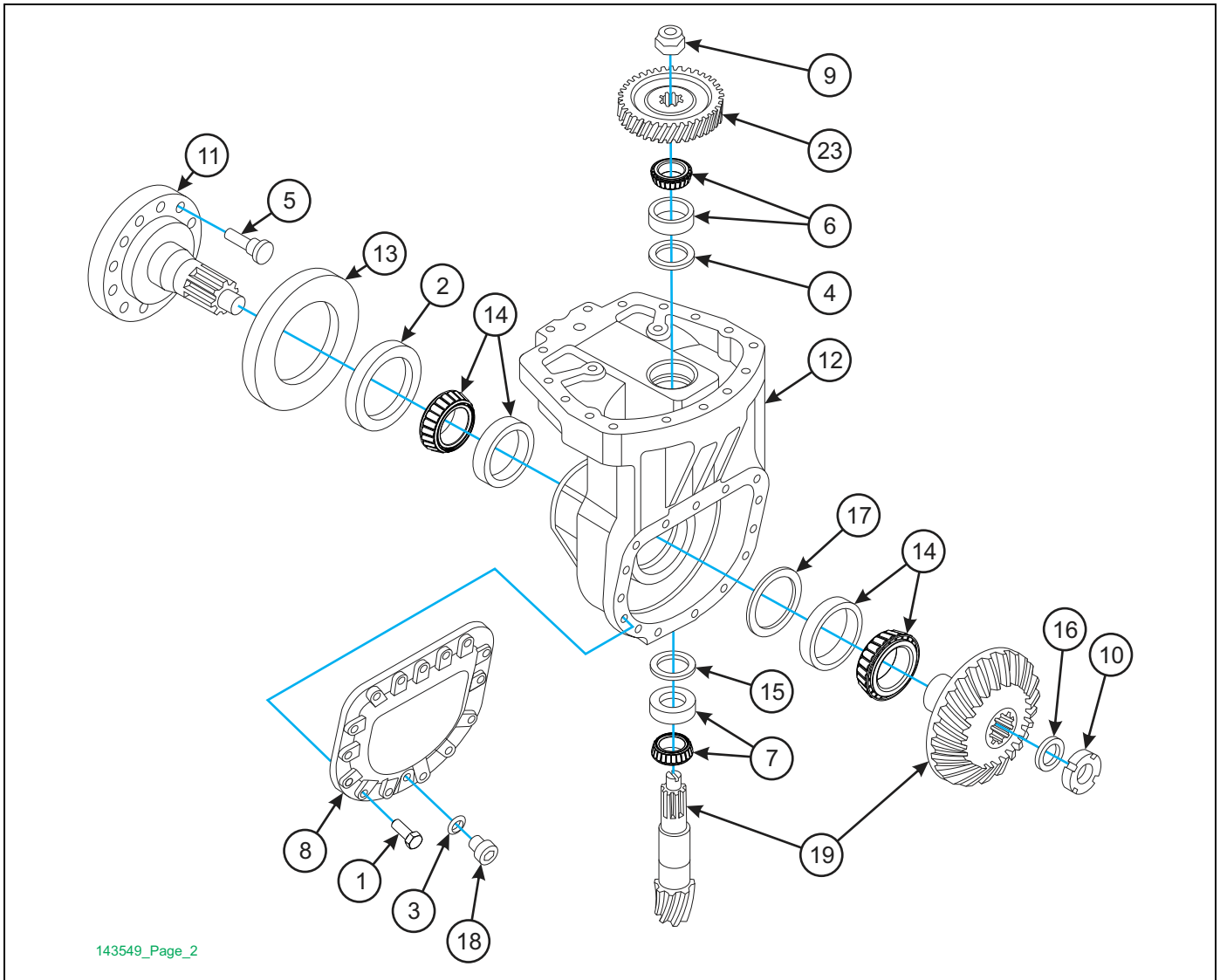
Gearbox and Drive Wheel Components

ITEM	PART NUMBER	DESCRIPTION	QTY.
1	3GM1255ER	SCREW HXSOC M12X1.75-55CL12.9	6
2	1400916	NUT CONICAL (HALF ROUND)	12
3	143549	GK40 DRIVE UNIT 19.9:1 (SEE PAGE 1-102)	1
4	151477	PLATE,STEER SENS CAM SLT30AC	1
5	153240	MOUNT,ZF GEARBOX SLT30AC	1
6	1CM1655ER	SCREW M16-2.0X55 HCS 8.8 ZP	12
7	27CM612ER	SCREW,BUTTON HD,M6X12MM,GR8.8	2
8	6EM120ER	WASHER LOCK SPRING M12 ZP	6
9	6EM160ER	WASHER LOCK SPRING M16	12
10	37456-02	TIRE ASY DRIVE NOMARKWHT/RUBR (SEE PAGE 1-98)	1
10	37456-03	TIRE DRIVE,RUBBER SMOOTH (SEE PAGE 1-98)	1



143549_Page_1

Figure 1-70: Gearbox Drive Assembly (1 of 2)



143549_Page_2

Figure 1-71: Gearbox Drive Assembly (2 of 2)

Gearbox Drive Assembly

ITEM	PART NUMBER	DESCRIPTION	QTY.
	143549	GK40 DRIVE UNIT 19.9:1	
1	1CM820ER	SCREW HX HD M8X1.25-20,CL8.8	15
2	1402178	SEALING RING	1
3	107417	BED EXT WLDMT 329-102-5	1
4	160003	SHIM RING OTK	1
5	1400892	WHEEL STUD	12
6	1402193	ROLLER BEARING, TAPERED	1
7	160004	TAPER ROLLER BEARING	1
8	160005	COVER	1
9	1402191	NUT	1
10	1402188	NUT	1
11	1402175	WHEEL SHAFT	1
12	1402199	HOUSING	1
13	1402177	THREAD PROTECTIVE SHIELD	1

Gearbox Drive Assembly

ITEM	PART NUMBER	DESCRIPTION	QTY.
14	160006	TAPER ROLLER BEARING	2
15	160007	SHIM RING OTK	1
16	160008	SHIM RING OTK	1
17	160009	SHIM RING OTK	1
18	1402207	PLUG	1
19	160010	BEVEL GEAR SET	1
20	160011	PINION	1
21	160012	PROTECTION CAP	1
22	160013	BALL BEARING	1
23	160014	SPUR GEAR	6
24	160015	COVER	1
25	160016	SHAFT SEALING RING	1
26	160017	O-RING	1
27	160018	SNAP RING	6
28	160019	UPPER PART, COMPLETE (INCLUDES ITEMS 29-36)	1
29	160020	ZYLINDER HEAD SCREW	12
30	160021	PLUG SCREW	1
31	160022	SHIM	8
32	160023	SEALING RING	1
33	160024	HOUSING COVER	1
34	1402168	SUPPORTING RING	1
35	160025	PLUG SCREW	1
36	160026	SEALING RING	1
37	160027	CENTERING RING	1
38	1402169	TRUNNION BEARING	1
39	160028	STEERING GEAR	1
40	160029	MOUNTING PARTS, STEERING STAG	1
41	160030	STEERING PINION	1
42	160034	SOCKET HEAD SCREW M10 X 30-8.8	2
43	160035	SOCKET HEAD SCREW M10 X 50-8.8	2
44	160036	SOCKET HEAD SCREW M10 X 55-8.8	2
45	160037	SOCKET HEAD SCREW M12 X 50-8.8	4
46	160038	SOCKET HEAD SCREW M12 X 65-8.8	6
47	160039	CYLINDER PIN	1
48	160040	BREATHER	1
49	160041	SOCKET HEAD SCREW M10 X 75-8.8	2
50	160042	HEXAGON NUT M10-8	2
51	23GM1230ER	SCREW SOC FLAT HD CL 8.8	6

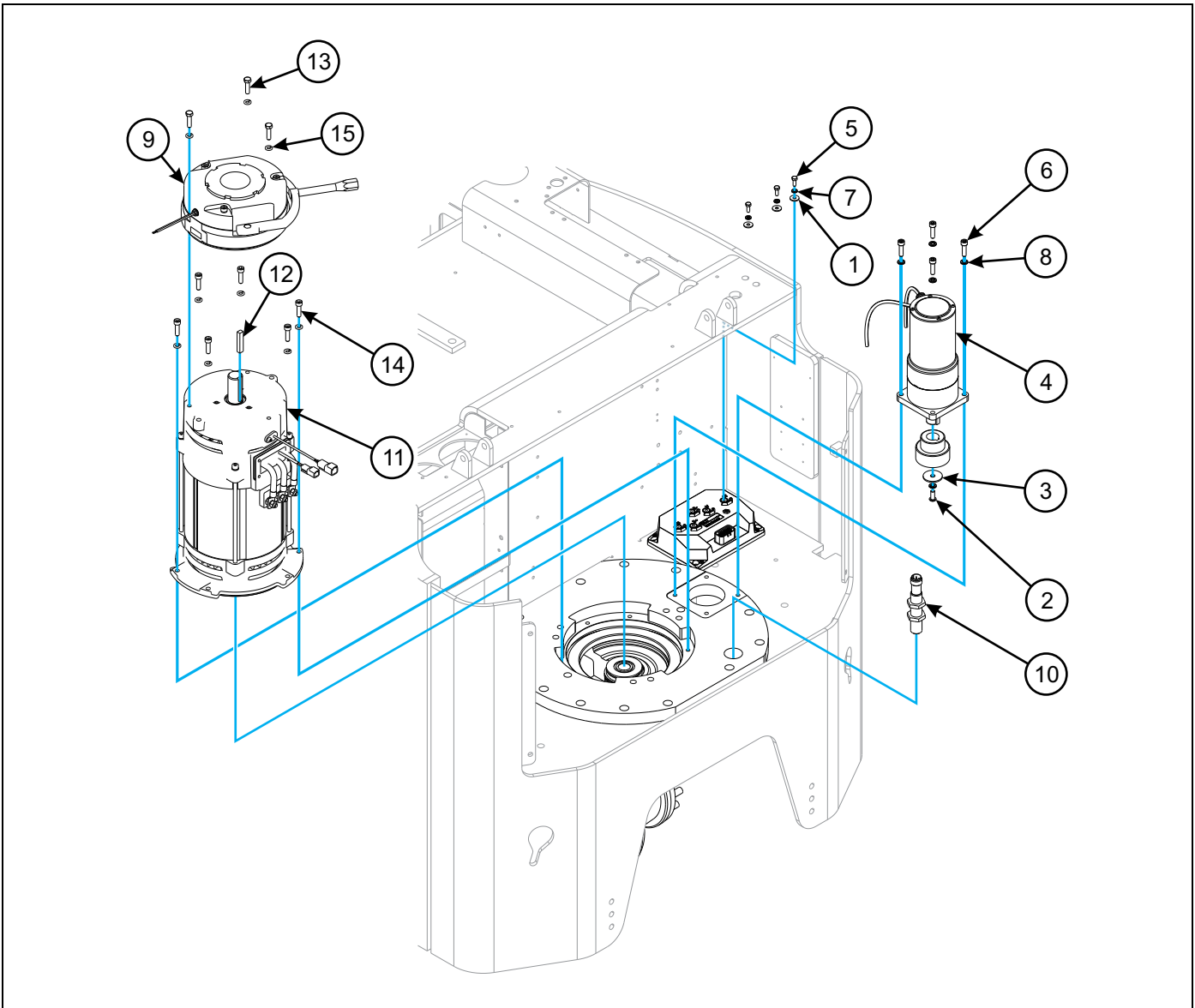


Figure 1-72: Steer and Drive Motor Installation

Steer and Drive Motor Installation

ITEM	PART NUMBER	DESCRIPTION	QTY.
1	1-861-010061-08	WASHER,METRIC 6 PLAIN	3
2	149448	SCREW,M8-1.25X20 BHCS 10.9 ZP	1
3	152809	RETAINER,STEER GEAR SLT30AC	1
4	157340	MOTOR, DANAHER STEER SLT30AC	1
5	1CM616ER	SCREW HX HD M6X16MM CL8.8 ZP	3
6	3GM830ER	SCREW,SKTHD,M8X1.25-30,CL12.9	10
7	6EM60ER	WASHER LOCK SPRING M6 ZP	3
8	6EM80ER	WASHER LOCK SPRING M8	14
9	147033	DANAHER ELECTRIC PARKING BRAK	1
10	152076	SENSOR, PROXIMITY SLT30 AC	1
11	152830	MOTOR, DRIVE GK40 MNT SLT30AC (SEE PAGE 1-30)	1
12	159624	KEY, 8MMX10MMX50MM ZP	1
13	1CM830ER	SCREW M8-1.25X30 HCS 8.8 ZP	3

Options

Accessories

ITEM	PART NUMBER	DESCRIPTION	QTY.
1	123893	OPTION,FIRE EXTINGUISHER SER4 (INCLUDES ITEMS 2 AND 3)	
2	0030020	FIRE EXTINGUISHER FORKLIFT	
3	1/4-20X3/4 SELF	SCREW HEX HEAD THREAD CUT	
4	1413332	FORK POSITIONER CONNECTG GRP	
5	142846	OPTION, 5# FIRE EXTINGUISHER (INCLUDES ITEMS 6 AND 7)	
6	1408403	BRACKET FOR 5 LB EXTINGUISHER	
7	51198	FIRE EXTINGUISHER DRY 5 LB	
8	153308	KIT, SLT SEAT BELT INTERLOCK	
9	159348	KIT, HYDRAULIC AUX FUNCT	
10	169111	KIT,SLTAC SB350 FAST-CHARGE	
11	154036	OPTION, SLT30 AC LANDGUIDE	

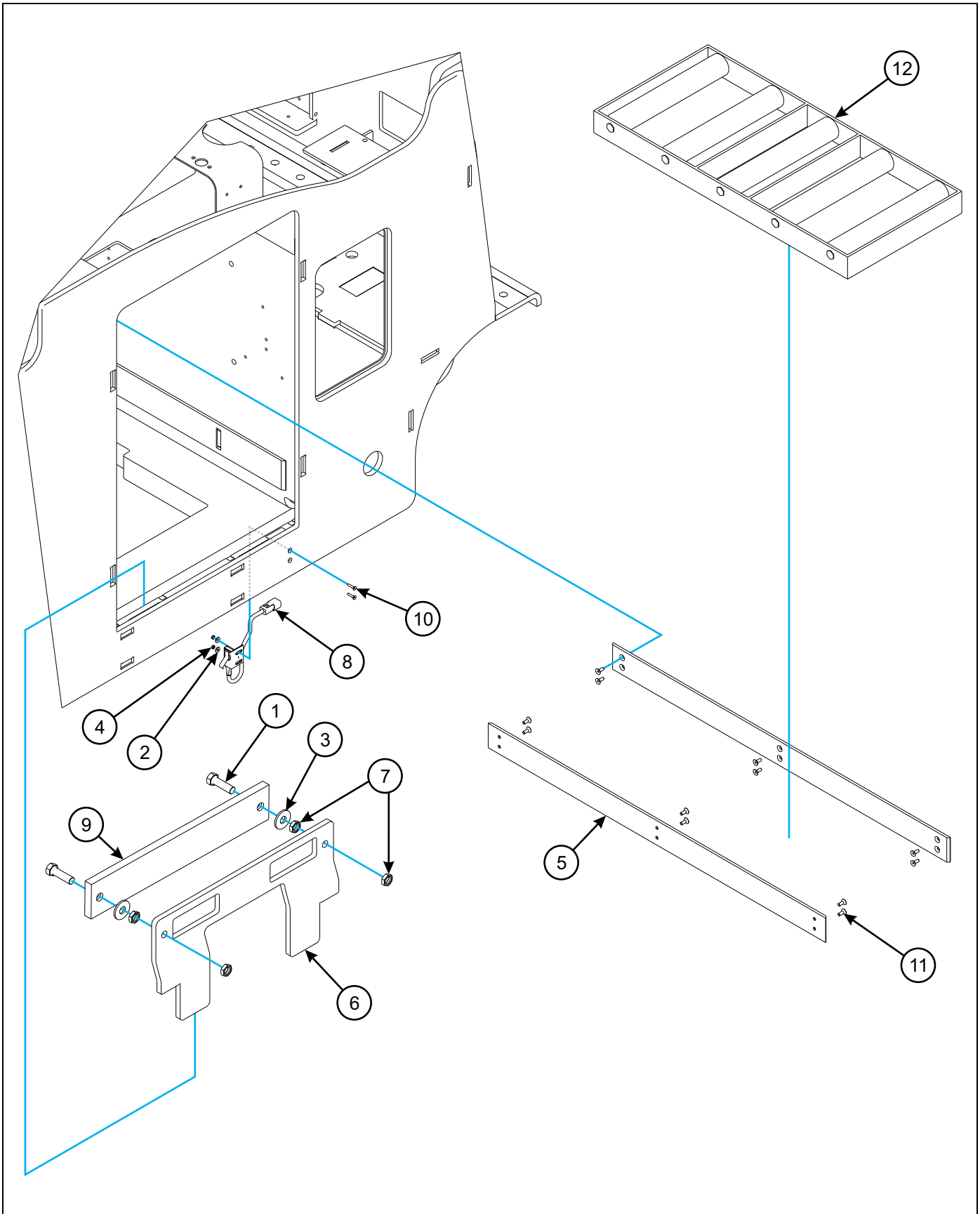


Figure 1-73: Rollout Battery Tray Installation

Rollout Battery Tray Installation

ITEM	PART NUMBER	DESCRIPTION	QTY.
1	1CM1655ER	SCREW M16-2.0X55 HCS 8.8 ZP	2
2	149439	WASHER,FLAT M4 STD ZP	2
3	149445	WASHER,FLAT M16 STD ZP	2
4	149456	NUT,M4-0.7 HEX ZP	2
5	150458	BAR,UHMW BATTERY GUIDE SLT30	2
6	151037	PLATE BATT RET SLT30AC	1
7	151039	NUT M16X2.0 HEX JAM ZP	4
8	154040	SWITCH, ROLLOUT REST SLT30AC	1
9	154069	BLOCK,BATT RET SLT30AC	1
10	154072	SCREW,M4-0.7X20 HXCTSK 8.8 ZP	2
11	23GM616ER	SCREW SOC FLAT HD CL 8.8	12
12	37009	BATTERY ROLLER TRAY	1

Service Tools

Software Programs, Cables, Handsets, and Documents

ITEM	PART NUMBER	DESCRIPTION	QTY.
1	0018152	GAUGE KIT, HYDRAULIC PRESSURE	
2	128554	DEUTSCH SERVICE KIT	

Numerical Index

Numerics

0010122	1-19, 1-21	104808	1-19, 1-21
0011269	1-84	106240	1-15
0012200	1-5	10708	1-60, 1-76
0012212	1-5	107-1001	1-5
0012214	1-5	107417	1-103
0012215	1-5	107747	1-76
0018101	1-48, 1-52, 1-62, 1-74	107748	1-76
0018110	1-48, 1-52	108210	1-87, 1-90
0018136	1-48, 1-52, 1-62, 1-74	108409	1-23
0018152	1-110	109527	1-76
0019039	1-67	10K2	1-9
0022016	1-67	110-0010	1-37, 1-38
0030010	1-32, 1-44	110-0253	1-5
0030020	1-107	110116	1-37, 1-38, 1-48, 1-52
0030021	1-23	110843	1-87, 1-90
0037001-017	1-32	111481	1-5
0037001-092	1-32	111899	1-87, 1-90
0037003-018	1-32	112643	1-63
0037003-070	1-32	112876	1-54
0050002	1-5	114609	1-32
1/4-20X3/4 SELF	1-107	114610	1-32
100131	1-5	116144	1-33, 1-44
100826	1-32	116486	1-32
101988	1-5	117437	1-5
102048	1-48, 1-49	117997	1-23
103848	1-11	118225	1-87, 1-90
104031	1-77, 1-80	118755	1-7, 1-84
104400	1-37	121029	1-48, 1-49
		121300	1-87, 1-90

NUMERICAL INDEX

121526	1-15	1402177	1-103
122182	1-48, 1-52	1402178	1-103
122535	1-48, 1-64	1402188	1-103
123893	1-107	1402191	1-103
123909	1-38	1402193	1-103
125436	1-87, 1-90	1402199	1-103
125892	1-9	1402207	1-104
125894	1-32	1402831	1-68
125901	1-11	1406587	1-72
125903	1-62	140723	1-72
125904	1-52, 1-61, 1-78, 1-93	1408077	1-74
126088	1-48, 1-49	1408403	1-107
126561	1-91	1408515	1-74
126727	1-63	1408516	1-74
128554	1-44, 1-110	1408517	1-74
129633	1-25	1409584	1-60
129635	1-48, 1-49, 1-54	1409587	1-60
1-298-010001-1	1-76	1409588	1-60
130149	1-49	140967	1-11
130418	1-19, 1-21	140987	1-44, 1-93, 1-94
130608	1-37, 1-48	140989	1-9
131214	1-5	140990	1-9
133257	1-34, 1-50	140992	1-69
135617	1-44, 1-78	140993	1-62, 1-74, 1-75
1400072	1-74	140994	1-49, 1-50
1400206	1-98	1410788	1-60
1400414	1-69	1411193	1-61
1400415	1-69	1411204	1-75
1400435	1-60	1411206	1-75
1400436	1-60	1411208	1-75
1400892	1-103	1411213	1-75
1400916	1-101	1411215	1-75
1401293	1-74	1411219	1-75
1401756	1-15	1412908	1-74
140215	1-72	1413332	1-107
1402168	1-104	141501	1-72
1402169	1-104	141808	1-5
1402175	1-103	1422017	1-72

1422059	1-72	146337	1-44
1422292	1-72	146552	1-64
1422293	1-72	146591	1-5
1422294	1-72	146593	1-5
1422295	1-72	146613	1-25, 1-32
1422296	1-72	147031	1-44, 1-46
1422701	1-2	147032	1-29, 1-44
1422961	1-72	147033	1-44, 1-106
142846	1-107	149202	1-60
143343	1-37	149210	1-76
143542	1-25, 1-44	149276	1-48, 1-58, 1-75
143547	1-25	149277	1-48, 1-55, 1-62
143549	1-101, 1-103	149278	1-48, 1-59, 1-62
143553	1-29, 1-44	149302	1-37
145097	1-23	149308	1-84
145099	1-23	149309	1-93, 1-97
145317	1-48, 1-49	149311	1-93
145406	1-25	149321	1-68
145812	1-72	149356	1-34, 1-35, 1-37, 1-44, 1-48
145816	1-23	149359	1-67, 1-68
145817	1-23	149375	1-48, 1-64
145955	1-48, 1-52	149379	1-61
145978	1-63	149389	1-5, 1-7, 1-44
145979	1-63	149389P_1	1-3
145980	1-63	149390	1-5
146056	1-23	149401	1-76
146061	1-29, 1-44	149402	1-76
146067	1-23	149403	1-80
146081	1-32	149405	1-80
146082	1-32	149407	1-44, 1-77, 1-80
146106	1-72	149408	1-77, 1-80
146175	1-72	149418	1-9
146202	1-65	149427	1-93
146244	1-15	149430	1-7
146257	1-76	149431	1-34
146282	1-15	149439	1-25, 1-109
146298	1-32	149441	1-25, 1-29
146300	1-44, 1-78	149442	1-7, 1-15, 1-35, 1-37, 1-45, 1-60, 1-61, 1-65

NUMERICAL INDEX

149443	1-32, 1-62, 1-80	1-512-010005-09	1-87, 1-90
149444	1-7, 1-50	1-512-010007-07	1-5
149445	1-109	1-512-010007-12	1-11
149446	1-52	1-513-010002-05	1-15, 1-32, 1-33, 1-64
149448	1-61, 1-65, 1-76, 1-80, 1-106	151424	1-48, 1-49
149450	1-11	151471	1-77, 1-80
149456	1-109	151474	1-48, 1-49
149460	1-15	151477	1-101
149560	1-54	151507	1-54
149561	1-54	152076	1-44, 1-106
149562	1-54	152125	1-32
149563	1-54	152144	1-25, 1-44
150458	1-109	152648	1-76
150459	1-48, 1-49	152809	1-106
150463	1-15	152830	1-30, 1-44, 1-106
150464	1-15	153234	1-15
150488	1-15	153240	1-101
150492	1-15	153286	1-29, 1-44, 1-46
150495	1-15	153308	1-107
150496	1-15	153492	1-29, 1-46
150497	1-15	153493	1-29
150499	1-15	153495	1-29, 1-46
150740	1-44, 1-48, 1-52, 1-53	153500	1-23
150754	1-15	153501	1-23
1-510-010004-03	1-77, 1-80	153502	1-23
151037	1-109	153503	1-23
151039	1-109	153516	1-53
151040	1-15	153533	1-67, 1-68
151056	1-53	153795	1-19, 1-21
151065	1-78	154030	1-5
151066	1-78	154036	1-107
1-511-010001-03	1-3	154040	1-44, 1-109
151136	1-19, 1-21	154046	1-48, 1-64
151139	1-19, 1-21	154047	1-64
151149	1-19, 1-21	154053	1-84
151150	1-19, 1-21	154054	1-84
1-512-010005-01	1-87, 1-90	154069	1-109
1-512-010005-03	1-87, 1-90	154072	1-109

154575	1-44, 1-86, 1-91	158685	1-86, 1-89
154576	1-44, 1-89, 1-91	158686	1-86
155175	1-55	158687	1-87
155293	1-30	158688	1-89
155296	1-30, 1-39	158689	1-90
155305	1-32	158690	1-87, 1-90
155670	1-11	158691	1-87, 1-90
155679	1-48, 1-52	158692	1-87, 1-90
155680	1-48, 1-52	158693	1-87, 1-90
1-557-010362-65	1-76	158694	1-87, 1-90
155705	1-15	158695	1-87, 1-90
155965	1-11	158696	1-87, 1-90
1-560-010002-01	1-3	158697	1-87, 1-90
156185	1-29	158698	1-87, 1-90
156200	1-48, 1-52	158699	1-87, 1-90
156211	1-15	158700	1-87, 1-90
156281	1-72	158701	1-87, 1-90
156301	1-48, 1-52	158702	1-87, 1-90
156310	1-48	158703	1-87, 1-90
156311	1-48	158704	1-87, 1-90
156312	1-48	158705	1-87, 1-90
156313	1-48	158706	1-87, 1-90
156314	1-48	158707	1-87, 1-90
156316	1-48	158708	1-87, 1-90
156317	1-48	158709	1-87, 1-90
156318	1-48	158710	1-87, 1-90
156319	1-48	158711	1-87, 1-90
156320	1-48	158712	1-87, 1-90
156321	1-48	158713	1-87, 1-90
156374	1-15	158714	1-87, 1-90
15665	1-25	158716	1-87, 1-90
157340	1-44, 1-106	158717	1-87, 1-90
157372	1-58	158718	1-87, 1-90
157439	1-59	158719	1-87, 1-90
157544	1-44	158720	1-87, 1-90
158682	1-86, 1-89	158721	1-87, 1-90
158683	1-86, 1-89	158722	1-86, 1-89
158684	1-86, 1-89	158999	1-72

NUMERICAL INDEX

159347	1-19, 1-21	159767	1-97
159348	1-107	159780	1-15
159354	1-5	159803	1-19
159602	1-29, 1-44	159993	1-30
159604	1-29, 1-44	159995	1-30
159608	1-23	159996	1-30
159610	1-23, 1-84	159997	1-30
159612	1-23	159998	1-30
159613	1-23	159999	1-30
159618	1-23, 1-84	15GM1030ER	1-32
159622	1-66	160000	1-30
159624	1-106	160001	1-30
159645	1-66	160003	1-103
159742	1-97	160004	1-103
159743	1-97	160005	1-103
159744	1-97	160006	1-104
159745	1-97	160007	1-104
159746	1-97	160008	1-104
159747	1-97	160009	1-104
159748	1-97	160010	1-104
159749	1-97	160011	1-104
159750	1-97	160012	1-104
159751	1-97	160013	1-104
159752	1-97	160014	1-104
159753	1-97	160015	1-104
159754	1-97	160016	1-104
159755	1-97	160017	1-104
159756	1-97	160018	1-104
159757	1-97	160019	1-104
159758	1-97	160020	1-104
159759	1-97	160021	1-104
159760	1-97	160022	1-104
159761	1-97	160023	1-104
159762	1-97	160024	1-104
159763	1-97	160025	1-104
159764	1-97	160026	1-104
159765	1-97	160027	1-104
159766	1-97	160028	1-104

160029	1-104	166940	1-53
160030	1-104	166941	1-53
160034	1-104	166942	1-53
160035	1-104	166943	1-53
160036	1-104	166944	1-53
160037	1-104	166945	1-53
160038	1-104	166946	1-53
160039	1-104	166947	1-53
160040	1-104	166948	1-53
160041	1-104	166949	1-53
160042	1-104	167051	1-72
160459	1-11	167758	1-93
160470	1-72	168286	1-32
16057-06	1-68	168584	1-54
161057	1-72	169098	1-5
161379	1-61, 1-62	169099	1-5
161399	1-72	169111	1-107
161419	1-72	169754	1-72
161420	1-66	169792	1-81
162662	1-72	170156	1-72
163165	1-72	170640	1-93
163220	1-72	171510	1-37, 1-38
163221	1-72	171566	1-19, 1-21
163858	1-19, 1-21	171592	1-38, 1-39
164931	1-93	172135	1-44
1-654-010047-03	1-87, 1-90	172136	1-81
1-654-010047-09	1-87, 1-90	172137	1-81
1-654-010049-03	1-87, 1-90	172139	1-19, 1-21, 1-81
1-654-010051-07	1-3	172191	1-29
1-654-010061-25	1-11	172264	1-81
1-654-010136-02	1-7	175487	1-38
1-654-010165-03	1-25, 1-29	175488	1-38
1-654-010166-03	1-32, 1-34, 1-35	176128	1-38
1-654-010166-04	1-45	177649	1-81
165939	1-72	177902	1-93
166937	1-53	18062	1-2, 1-9
166938	1-53	181498	1-29
166939	1-53	182823	1-93

NUMERICAL INDEX

182955	1-39	22-0606	1-3
182956	1-30	22-0627	1-5
183333	1-39	22-0628	1-5
183334	1-39	23926	1-67
1-861-010032-11	1-5	23927	1-68
1-861-010034-07	1-5	239-9076-009	1-34, 1-35
1-861-010034-11	1-5, 1-37, 1-38	23GM1230ER	1-104
1-861-010034-17	1-11	23GM616ER	1-109
1-861-010061-08	1-15, 1-23, 1-25, 1-29, 1-32, 1-33, 1-74, 1-78, 1-106	23GM820ER	1-60, 1-69, 1-93
189991	1-44, 1-46	25028	1-5
18EM1019ER	1-49	25123	1-72
18EM613ER	1-9, 1-75, 1-81	25602	1-32
18EM816ER	1-2	25E2E	1-5
1CM1020ER	1-62, 1-80, 1-94	26261	1-2
1CM1030ER	1-49	26269	1-2
1CM1225ER	1-2	26270	1-2
1CM1240ER	1-84	26275	1-2
1CM1245ER	1-7	26276	1-2
1CM1630ER	1-84	26277	1-2
1CM1655ER	1-61, 1-101, 1-109	26278	1-2
1CM612ER	1-9	27CM308ER	1-29, 1-46
1CM616ER	1-25, 1-29, 1-32, 1-74, 1-75, 1-81, 1-106	27CM516ER	1-15, 1-23
1CM625ER	1-33	27CM612ER	1-101
1CM645ER	1-64	27CM616ER	1-15, 1-23, 1-78
1CM650ER	1-32	27CM620ER	1-15
1CM812ER	1-15	28028	1-67
1CM816ER	1-2	28218	1-2
1CM820ER	1-61, 1-103	28967-5	1-2
1CM825ER	1-37, 1-38	30008	1-32
1CM830ER	1-7, 1-15, 1-64, 1-78, 1-106	30125-01	1-74
1CM835ER	1-60	30324-2	1-60
1CM850ER	1-35	3-557-010253	1-5
1DM5ER	1-15	37009	1-109
1DM8ER	1-25, 1-64	37082	1-9
1F412E	1-74	37456-02	1-98, 1-101
1F628E	1-62	37456-03	1-98, 1-101
21GM46ER	1-93	3DM12ER	1-74
		3GM1050ER	1-15, 1-62, 1-75

Chapter 3

Glossary

For clarity this glossary of industry standard abbreviations and their definitions are provided.

For additional information, See "Instructions for Ordering Parts" on page 1-1.

A

ASSY Assembly

B

BATT Battery
BHSC Button Head Socket Cap
BLK Black
BLKHD Bulkhead
BLNCE Balance
BRK Brake
BTN Button

C

CB Carriage Bolt
CD Cadmium
COMPSTR Compensator
CONN Connector
CP Cap
CRG Carriage
CTSK Countersunk
CTWT Counterweight
CVR Cover
CYD OR CYL Cylinder

D

DBL Double
DEG Degree
DIA Diameter

E

ENCLSD Enclosed

F

FHCS Flanged Head Cap Screw
FHHCS Flanged Hex Head Cap Screw
FL OR FLG Flange
FLT Flat
FRT Front

G

GA Gauge
GR5 Grade 5
GR8 Grade 8

H

HHCS Hex Head Cap Screw
HCS High Carbon Steel
HD Head
HLCL OR HEL Helical
HCSKT Hex Socket
HSFC Hex Socket Flat Countersunk
HX Hex
HYD Hydraulic

I

I/C Internal Combustion
ID Inside Diameter
IND Indicator
INT Interior

GLOSSARY

J

JIC Joint Industry Council

L

LD Lead

LH Lefthand

LIM Limit

LKG OR LOCK Locking

LWR Lower

M

MACH Machined

MANF Manifold

MNT Mount

MTR Motor

N

NK Neck

NRW Narrow

NSS Not Serviced Separately

NYL Nylon

O

OD Outside Diameter

OHG Overhead Guard

ORFS OR ORS O-Ring Seal

ORP OR ORB O-Ring Boss

P

P-STEER Power Steering

POT Potentiometer

PTFE Polytetrafluoroethylene (Teflon)

R

REFLECTV Reflective

RH Righthand

RND OR RD Round

ROT Rotation

RTNR Retainer

S

SAE Society of Automotive Engineers
(Imperial System)

SER Series

SGL Single

SHCS Socket Head Cap Screw

SHLD Shield

SKT Socket

SLFLKG Selflocking

SOC Socket

SOL Solenoid

SPDT Single Pole Double Throw

SPR Spring

SQ Square

SRTD Serrated

SSCR Setscrew

SST Stainless Steel

STD Standard

STRG Steering

STRN Strain

SWVL Swivel

T

TRAC Traction

U

UNC Unified Coarse Thread

UNF Unified Fine Thread

UPR Upper

W

WHL Wheel

WLD OR WLDMT Weldment

WSHR Washer

Z

ZP Zinc Plate

Document Control Revision Log:

Date	Revision	Improvement(s) Description and Comments
04/01/10	F-457-0410	Initial Release-Joshua
08/09/11	F-457-0811	ECN #'s 34398, 35082, 35084, 35096, 35107, 35146, 35147 reflected
06/05/12	F-457-R3	Reformatted
11/26/12	F-457-R4	ECN #'s 35313, 35414, 35552, 35628, 36014, 36303, 36368 reflected
10/01/14	F-457-R4	Updated Manual-Lani



Intertek

Equipment from Landoll Corporation is built to exacting standards ensured by ISO 9001 registration at all Landoll manufacturing facilities.

SLT30 AC and SLT35 AC Swingmast[®] Model Parts Manual

Re-Order Part Number F-457-R4

LANDOLL CORPORATION

1900 North Street

Marysville, Kansas 66508

(785) 562-5381

800-428-5655 ~ WWW.LANDOLL.COM



Copyright 2016. Landoll Corporation

“All rights reserved, including the right to reproduce this material or portions thereof in any form.”