

22392



Customised Handling Solutions

SPARE PARTS MANUAL

Models:

C3500kg / C4000kg / C4500kg / C4800kg / C5000kg

C6000lbs / C8000lbs / C9000lbs / C10,000lbs

Kubota / GM Engine

COMBILIFT Ltd.,
COMBILIFT Forklift Manufacturer,
Gallinagh,
Co. Monaghan,
Ireland.

Tel: + 353 47 80500

Fax: + 353 47 80501

E-Mail: info@combilift.com

Website: www.combilift.com



CONTENTS



<u>Section</u>	<u>Assembly</u>
1	Mainframe - Left Hand Side
1.1	Mainframe - Right Hand Side
2	Rear Arm
3	Radiator / Oil Cooler Assembly - Diesel
3.1	Radiator / Oil Cooler Assembly - LPG
4	Bonnet
5	Hydraulic
6	Diesel Tank
6.1	Gas Bottle Carrier
7	Cabin Assembly - I
7.1	Cabin Pedals Assembly
8	Cabin Assembly - Exterior I
8.1	Cabin Assembly - Exterior II
9	Exhaust Assembly - LPG
9.1	Exhaust Assembly - Diesel
9.2	Exhaust Assembly - LPG Tier II
9.3	Exhaust Assembly - LPG Tier III
10	Air Filter
11	4-Port Changeover & 6-Port Diverter Valves
11.1	Bleed Block & Brake Valve
12	Steering Motor
13	Wheel Motors
14	Engine / Pump Mountings - Diesel
14.1a	Pump /Bell Housing - LPG
14.1b	Engine - LPG
14.1bi	LPG Delivery System
14.1bii	Exhaust Manifold - LPG
15	Dash
16	Relay Box Layout
17	Water Tight Fusebox
18	Wheels
19	Mast Carriage
20	Forks

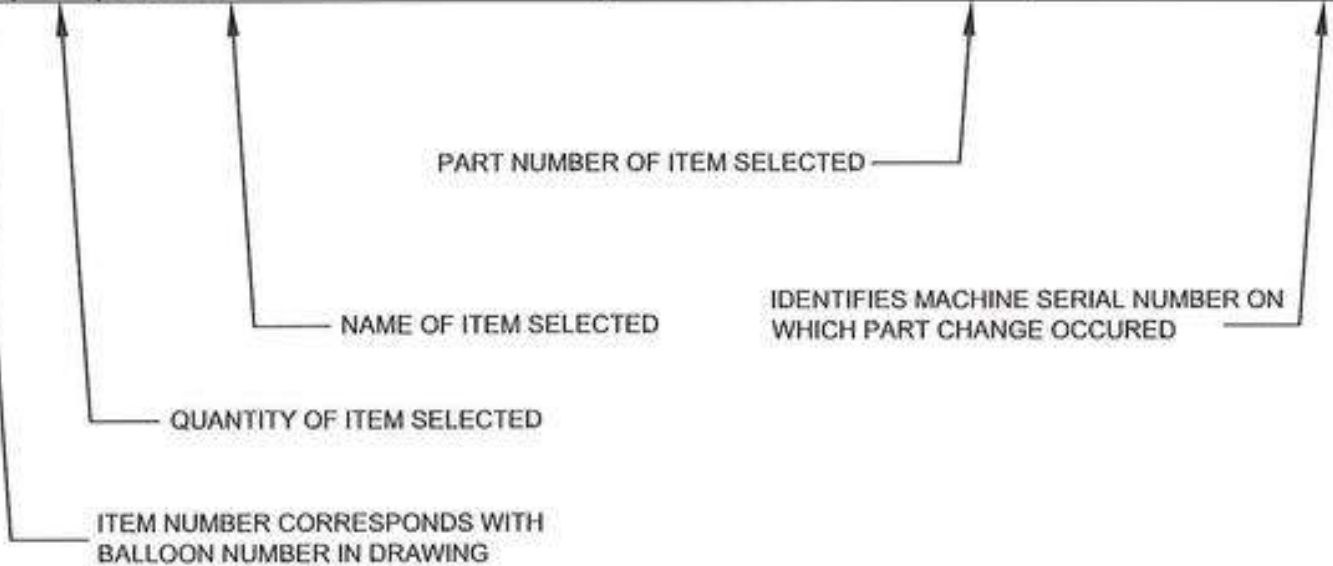
Hydraulic Sections

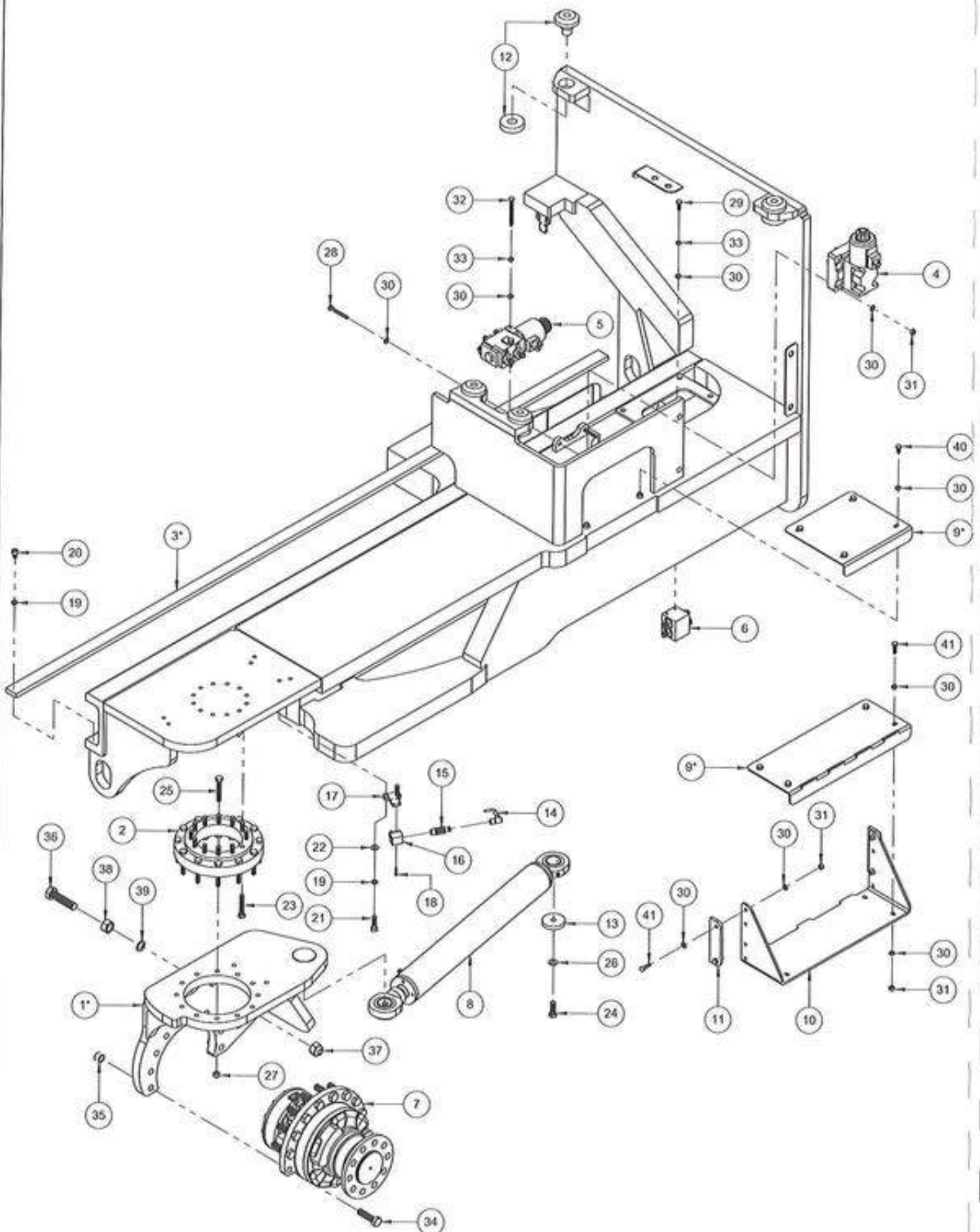
21	Valve Bank Feed And Return Lines
22	Gear Pump Suction Line
23	Hydrostatic Pump Feed And Return Lines Hydraulics
24	Rear Hub Hydraulics
25	Front Motor Drive Lines
25.1	Front Motor Bleed & Brake Lines
26	Steering Hydraulics
27	Steering Hydraulics (Continued)
28	Pump To Inching And Brake Valves
29	Oil Cooler Hydraulics
29.1	Oil Cooler Hydraulics (New type)
30	Tilt Cylinder Hydraulics
31	Carriage Cylinder Hydraulics
32	Valve Bank To Mast
33	Valve Chest
33.1	Joystick Valve Chest
34	Mast

Note: Serial number of the Truck **"Must"** be quoted when ordering spare parts.

DRAWING REFERENCE NUMBER IN WHICH THE LAST TWO DIGITS REPRESENTS A CHANGE TO THE DRAWING OR THE PART LIST

ITEM	QTY	DESCRIPTION	REF NO	SERIAL BREAK
1	1	????????	????????-??	???? ONWARDS







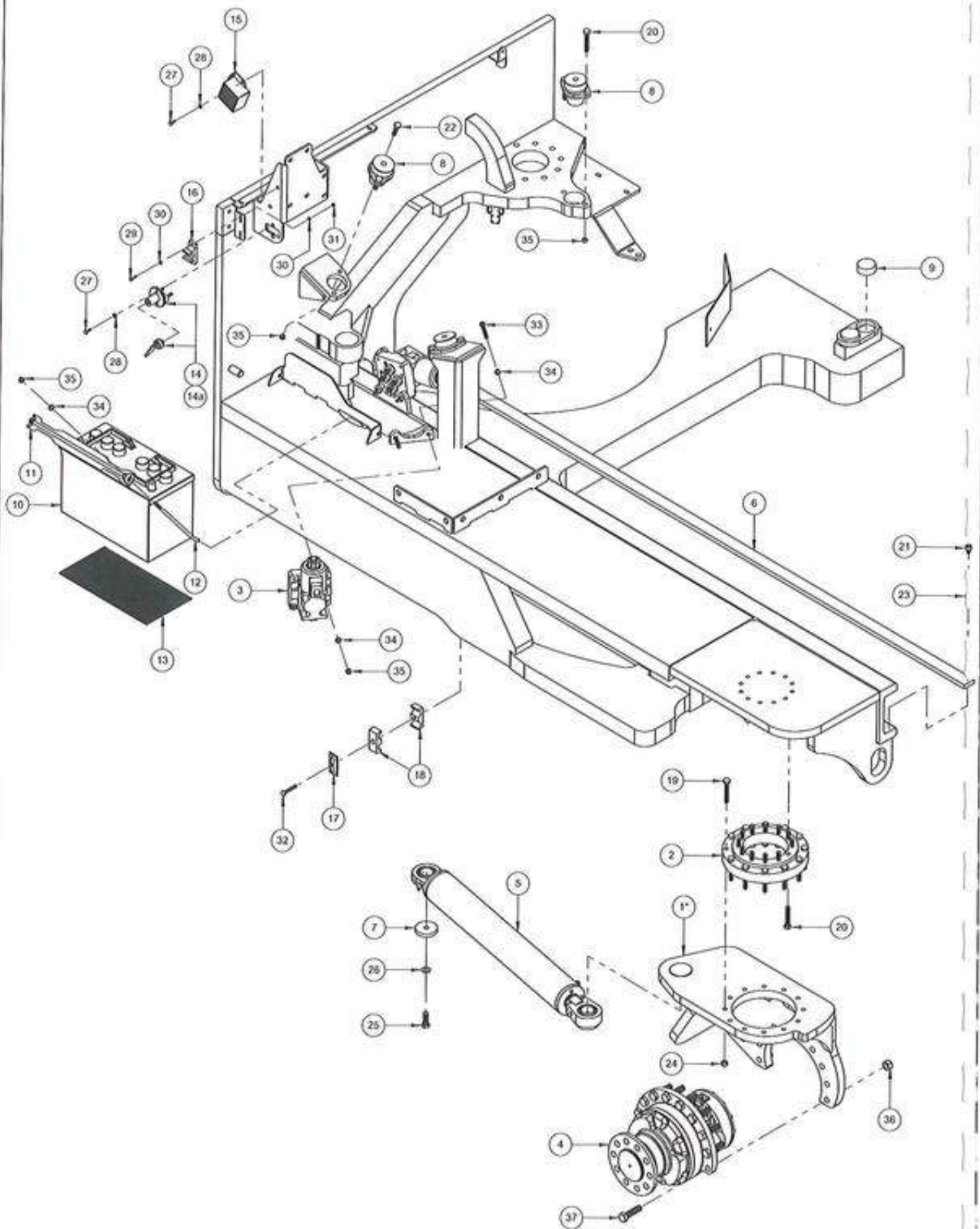
Title: Mainframe Assembly - Left Hand Side

Parts Table

ITEM	QTY.	DESCRIPTION	PART NO.	REV.	SERIAL BREAK
1*	1	LH Swivel (Base Assembly) - Standard	CMS00083	01-A	
1*	1	LH Swivel (Base Assembly) - XL/Lumber Version	HMS00001	06-A	
2	1	Swivel Bearing VU14-0179 (129156-4)	CPS00025	03-A	
3*	1	Wear Strip (EN8 1"1/2 x 1/2")	CMF00087	01-A	
4	1	4-Port Changeover Valve	See Section 11	03-A	
5	1	6-Port Diverter Valve (M9594/12)	See Section 11	05-A	
6	1	Bleed Block	See Section 11.1	03-A	
7	1	Drive Motor - 260cc + Brake MCR05	See Section 13	01-B	
8	1	Slave Steering Cylinder LH	See Section 14	02-A	
9*	1	Aluminium Step Plate - Standard	CMF00029	01-A	
9*	1	Aluminium Step Plate - XL/Lumber Version	HMF00022	02-A	
10	1	Bolt on Step (Optional)	HMF00024	01-A	
11	2	Bolt On Step Bracket (Optional)	HMF00025	01-A	
12	4	Cabin Rubber Mount	CPC00110	01-A	
13	2	Steering Ram Washer	CMR00006	01-A	
14	3	Proximity Switch Wire (DIN Connector)	CPE00002	01-A	
15	3	Proximty Switch (IGS205)	CPE00087	01-A	
16	3	Proximity Switch Holder	CPE00091	01-A	
17	4	Proximity Switch Bracket	CMF00998	02-A	
18	6	M4x20 Socket Cap Bolt (Zinc Plated)	CPB00148	01-A	
19	7	M10 Spring Washer	CPB00053	01-A	
20	1	M10x12 Socket Head Bolt (C8821)	CPB00383	01-A	
21	6	M10x35 Socket Head Bolt	CPB00144	01-A	
22	6	M10 Flat Washer	CPB00032	02-A	
23	12	M10x60 Hex Head Bolt (Grade 10.9)	CPB00004	01-A	
24	2	M12x35 Hex Head Bolt (Grade 12.9)	CPB00227	01-A	
25	12	M10x65 Hex Head Bolt (Grade 10.9)	CPB00003	01-A	
26	3	M12 Flat Washer	CPB00082	01-A	
27	12	M10 Lock Nut	CPB00262	01-A	
28	2	M8x60 Hex Head Bolt	CPB00405	01-A	
29	2	M8x20 Hex Head Bolt	CPB00012	01-A	
30	28	M8 Flat Washer	CPB00321	02-A	
31	10	M8 Lock Nut	CPB00029	01-A	
32	2	M8x80 Hex Head Bolt	CPB00043	01-A	
33	4	M8 Spring Washer	CPB00104	01-A	
34	10	M16x60 Hex Head Bolt (Grade 10.9)	CPB00202	01-A	
35	10	M16 Lock Nut	CPB00006	02-A	
36	1	M20x80 Hex Head Bolt	CPB00121	01-A	
37	1	M20 Lock Nut	CPB00239	01-A	
38	1	M20 Nut	CPB00083	01-A	
39	1	M20 Safety Washer	CPB00435	01-A	
40	4	M8x14 Hex Head Bolt	CPB00236	01-A	
41	8	M8x25 Hex Head Bolt	CPB00040	01-A	

Note:

1. Machine Serial Number **Must** Be Quoted When Ordering Items Marked With *





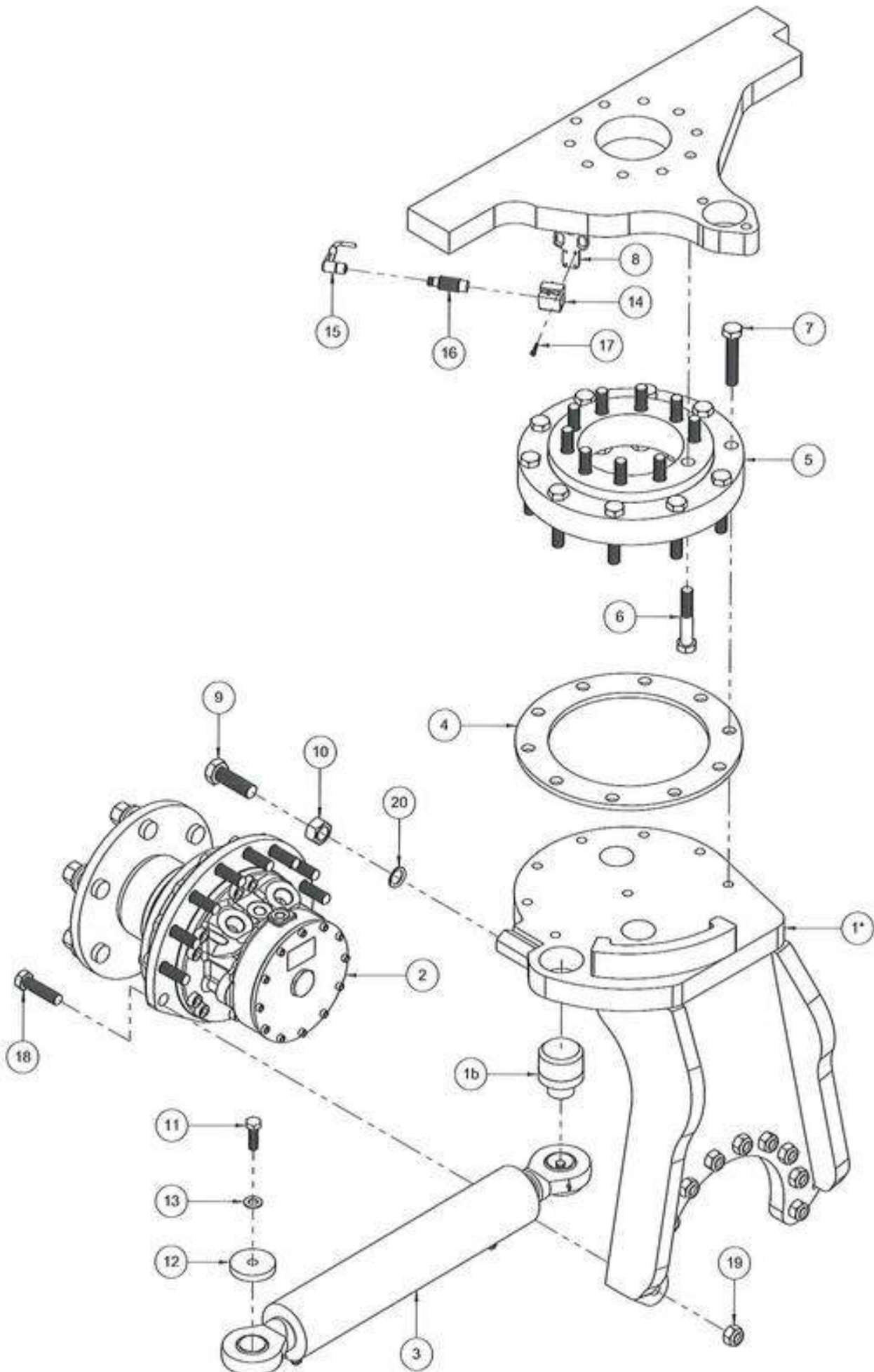
Title: Mainframe Assembly - Right Hand Side

Parts Table

ITEM	QTY.	DESCRIPTION	PART NO.	REV.	SERIAL BREAK
1*	1	Right Hand Swivel - Standard	CMS00061	04-A	
1*	1	Right Hand Swivel - XL/Lumber Version	HMS00002	04-A	
2	1	Swivel Bearing VU14-0179 (129156-4)	CPS00025	03-A	
3	1	4-Port Changeover Valve	See Section 11	03-A	
4	1	Drive Motor - 260cc + Brake MCR05	See Section 13	01-B	
5	1	Master Steering Cylinder RH	See Section 14	01-A	
6	1	Wear Strip (EN8 1"1/2 x 1/2")	CMF00087	01-A	
7	2	Steering Ram Washer	CMR00006	01-A	
8	3	Rubber Engine Mount	CPV00005	01-A	
9	4	Carriage Ram Nylon Wear Pad	CPMC0003	01-A	
10	1	Battery	CPE00034	01-A	
11	1	Battery Bar Assembly	CME00006	01-A	
12	2	Battery Rod	CME00002	02-A	
13	1	Battery Mat	SMF00494	01-A	
14	1	Isolator Switch Body	CPE00121	01-A	
14a	1	Isolater Switch Key (0-606-99)	CPE00122	01-A	
15	1	Back - Up Alarm 12V	CPE00059	01-A	
16	1	Clip Female	CPC00077	01-A	
17	1	25mm Pipe Clamp Top	CPF00051	01-A	
18	1	25mm Pipe Clamp	CPF00049	01-A	
19	12	M10x65 Hex Head Bolt (Grade 10.9)	CPB00003	01-A	
20	14	M10x60 Hex Head Bolt (Grade 10.9)	CPB00004	01-A	
21	2	M10x12 Socket Head Bolt (C8821)	CPB00383	01-A	
22	4	M10x35 Hex Head Bolt	CPB00018	05-A	
23	1	M10 Spring Washer	CPB00053	01-A	
24	18	M10 Lock Nut	CPB00262	01-A	
25	2	M12x35 Hex Head Bolt (Grade 12.9)	CPB00227	01-A	
26	2	M12 Flat Washer	CPB00082	01-A	
27	4	M6 x 15 Hex Head Bolt	CPB00027	01-A	
28	4	M6 Flat Washer	CPB00060	01-A	
29	2	M5x20 Hex Head Bolt	CPB00145	01-A	
30	4	M5 Flat Washer	CPB00128	01-A	
31	2	M5 Nylon Lock Nut	CPB00147	01-A	
32	1	M8x45 Hex Head Bolt	CPB00041	01-A	
33	6	M8x60 Hex Head Bolt	CPB00405	01-A	
34	10	M8 Flat Washer	CPB00321	02-A	
35	6	M8 Lock Nut	CPB00029	01-A	
36	10	M16 Lock Nut	CPB00006	02-A	
37	10	M16x60 Hex Head Bolt (Grade 10.9)	CPB00202	01-A	

Note:

- Machine Serial Number **Must** Be Quoted When Ordering Parts Marked With *





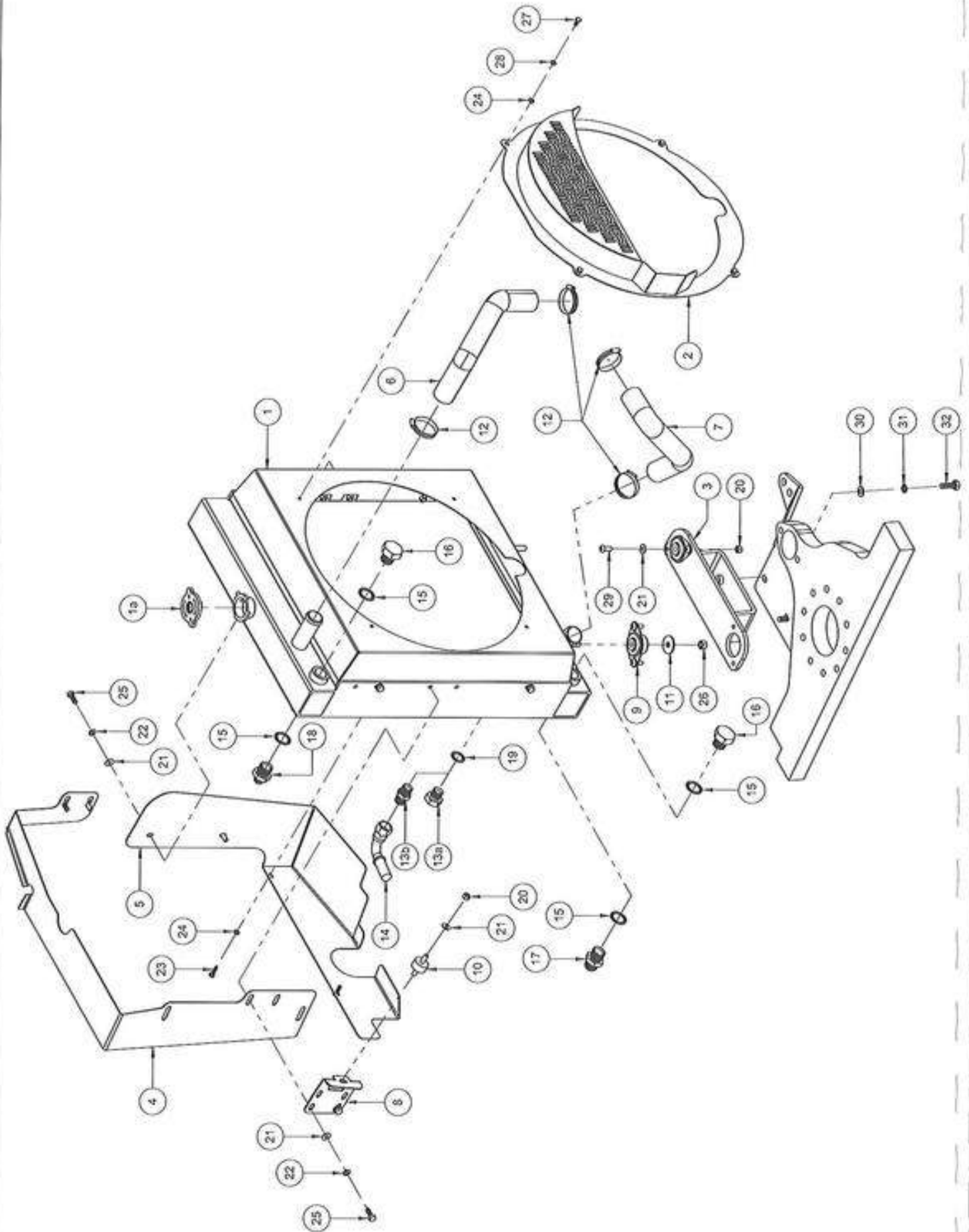
Title: Rear Arm Assembly

Parts Table

ITEM	QTY.	DESCRIPTION	PART NO.	REV.	SERIAL BREAK
1*	1	Rear Arm - Standard	CMS00022	04-A	
1*	1	Rear Arm - XL/Lumber	HMS00010	03-A	
1b	2	Rear Arm Trunion	CMS00069	03-A	
2	1	Rear Wheel Motor	See Section 13	01-A	
3	1	Rear Steering Cylinder	See Section 14	01-A	
4	1	Bearing Spacer Ring	CMS00018	01-A	
5	1	Swivel Bearing (VU 20 0220)	SPS00001	01-A	
6	10	M16x85 Hex Head Bolt (10.9)	CPB00112	01-A	
7	10	M16x80 Hex Head Bolt (10.9)	CPB00120	01-A	
8	1	Proximity Switch Bracket	CMF00998	02-A	
9	1	M20x60 Hex Head Bolt	CPB00130	01-A	
10	1	M20 Nut	CPB00083	01-A	
11	2	M12x35 Hex Head Bolt (Grade 12.9)	CPB00227	01-A	
12	2	Steering Ram Washer	CMR00006	01-A	
13	2	M12 Flat Washer	CPB00082	01-A	
14	1	Proximity Switch Holder	CPE00091	01-A	
15	1	Proximity Switch Wire (DIN Connector)	CPE00002	01-A	
16	1	Proximity Switch (IGS205)	CPE00087	01-A	
17	2	M4x20 Socket Cap Bolt (Zinc Plated)	CPB00148	01-A	
18	10	M16x60 Hex Head Bolt (Grade 10.9)	CPB00202	01-A	
19	10	M16 Lock Nut	CPB00006	02-A	
20	1	M20 Safety Washer	CPB00435	01-A	

Note :

1. Machine Serial Number **Must** Be Quoted When Ordering Parts Marked With *



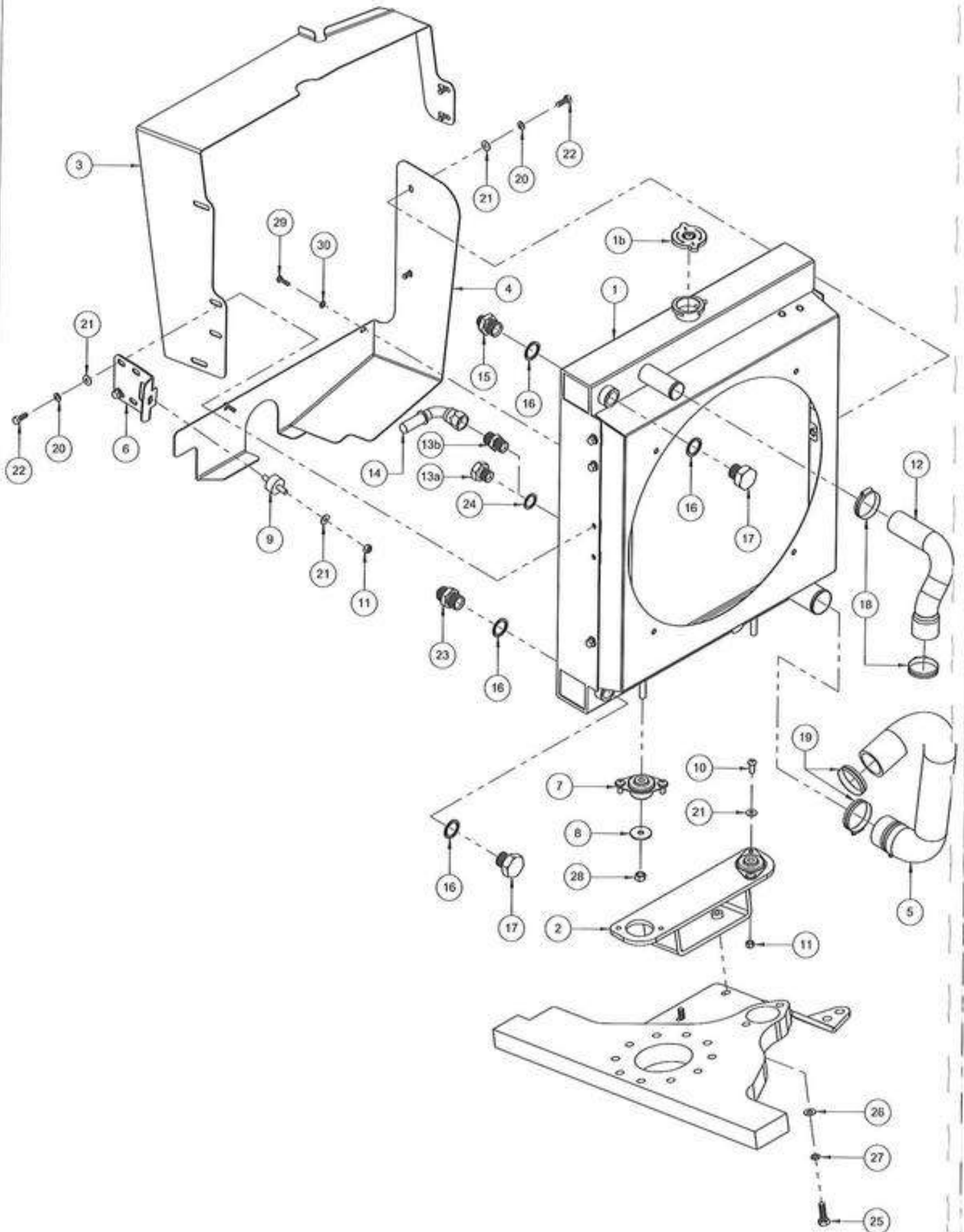


Parts Table

ITEM	QTY.	DESCRIPTION	PART NO.	REV.	SERIAL BREAK
1	1	Radiator/Oil Cooler (BEC692)	CPK00137	01-A	
1a	1	Radiator Cap	CPK00058	01-A	
2	1	Fan Guard (Kubota Engine)	CMK00059	01-A	
3	1	Diesel Radiator Mount	CMK00036	01-A	
4	1	Top Radiator Seal (Diesel)	CMK00056	01-A	
5	1	Bottom Radiator Seal	CMG00022	01-A	
6	1	Top Radiator Hose	CPK00108	01-A	
7	1	Bottom Radiator Hose	CPK00109	02-A	
8	1	Radiator Bracket	CMF00263	01-A	
9	2	Radiator Rubber Mount	CPC00105	01-A	
10	1	Radiator Bobbin (30mm Diameter)	CPC00106	02-A	
11	2	Radiator AV Mount Washer	CMF00399	01-A	
12	4	Breeze Hose Clip (27-51mm)	CPC00095	01-A	
13a	2	1/2" BSP Bung	CPF00032	01-A	
13b	1	1/2" BSP - 7/8" JIC M/M Adaptor	CPF00096	02-A	
14	1	7/8" JIC 90° For 5/8" Hose	CPF00136	04-A	
15	5	3/4" Bond Seal	CPF00057	01-A	
16	2	3/4 BSP Bung	SPF00037	01-A	
17	1	3/4" BSP - 1" 1/16 JIC M/M Adapter	CPF00019	01-A	
18	1	3/4" BSP - 3/4" JIC M/M Adapter	CPF00007	01-A	
19	2	1/2" Bond Seal	CPF00056	03-A	
20	6	M8 Lock Nut	CPB00029	01-A	
21	10	M8 Flat Washer	CPB00321	01-A	
22	4	M8 Spring Washer	CPB00104	01-A	
23	2	M6x20 Hex Head Bolt	CPB00044	01-A	
24	6	M6 Flat Washer	CPB00060	01-A	
25	4	M8x20 Hex Head Bolt	CPB00012	01-A	
26	2	M10 Lock Nut	CPB00262	01-A	
27	4	M6x12 Hex Head Bolt	CPB00031	01-A	
28	4	M6 Spring Washer	CPB00126	01-A	
29	4	M8x20 Dome Head Bolt	CPB00183	01-A	
30	2	M10 Flat Washer	CPB00032	02-A	
31	2	M10 Spring Washer	CPB00053	01-A	
32	2	M10x30 Hex Head Bolt	CPB00021	01-A	

Note:

1. Items 13b & 14 Are Only Used When The Cabin Heater Option Has Been Chosen.





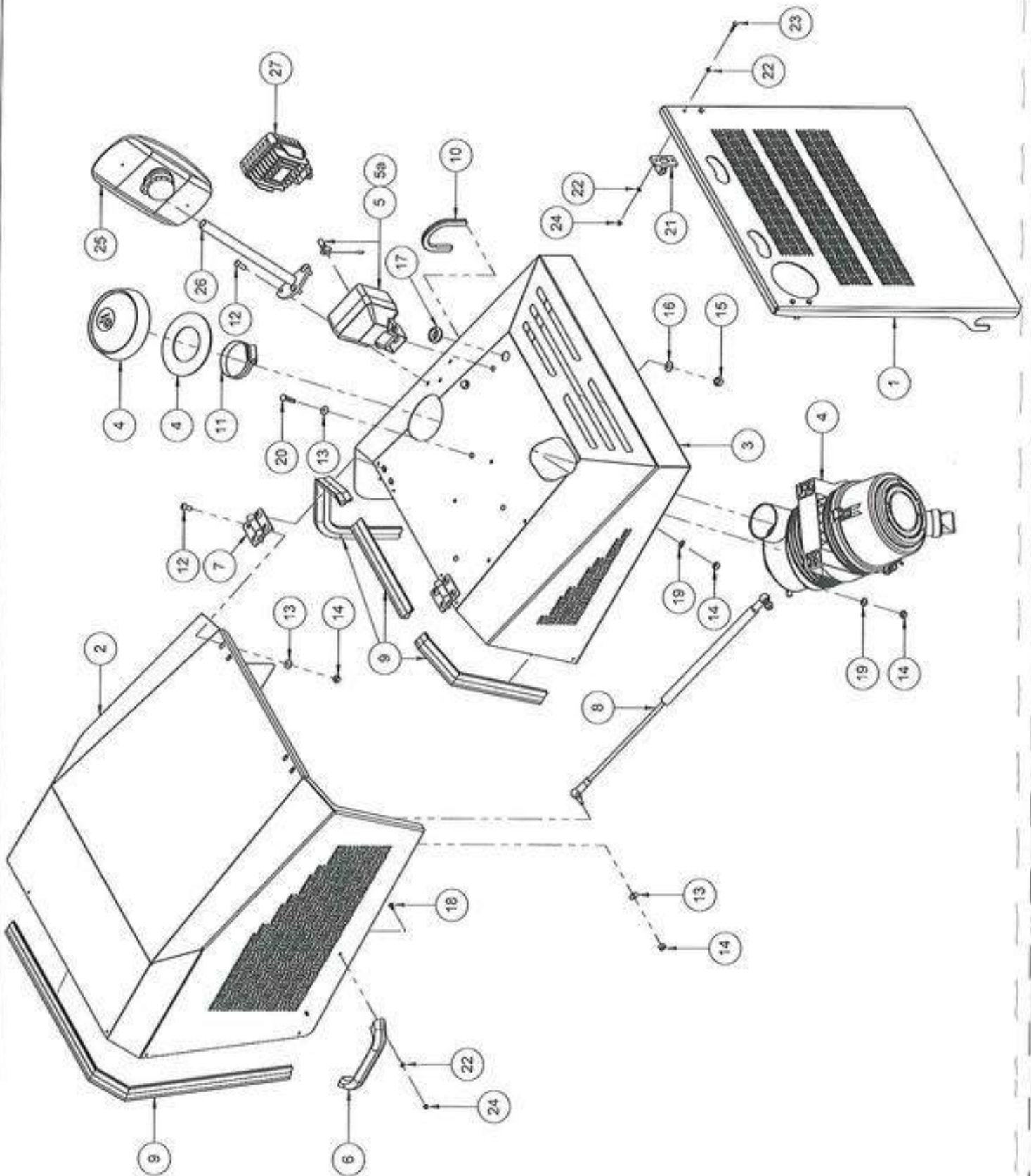
Title: Radiator / Oil Cooler Assembly - LPG

Parts Table

ITEM	QTY.	DESCRIPTION	PART NO.	REV.	SERIAL BREAK
1	1	Radiator/Oil Cooler (BEC688)	CPL00191	02-A	
1b	1	Radiator Cap	CPK00058	01-A	
2	1	GM LPG Radiator Mount	CMG00018	01-A	
3	1	Top Radiator Seal (LPG)	CMG00020	01-A	
4	1	Bottom Radiator Seal	CMG00022	01-A	
5	1	Bottom Water Hose	CPK00045	01-A	
6	1	Radiator Bracket	CMF00263	01-A	
7	2	Radiator Rubber Mount	CPC00105	01-A	
8	2	Radiator AV Mount Washer	CMF00399	01-A	
9	1	Radiator Bobbin (30mm Diameter)	CPC00106	02-A	
10	4	M8x20 Dome Head Bolt	CPB00183	01-A	
11	6	M8 Lock Nut	CPB00029	01-A	
12	1	Outlet Water Pipe	CPK00124	01-A	
13a	2	1/2" BSP Bung	CPF00032	01-A	
13b	1	1/2" BSP - 7/8" JIC M/M Adaptor	CPF00096	02-A	
14	1	7/8" JIC 90° For 5/8" Hose	CPF00136	04-A	
15	1	3/4" BSP - 3/4" JIC M/M Adapter	CPF00007	01-A	
16	4	3/4" Bond Seal	CPF00057	01-A	
17	2	3/4" BSP Bung	SPF00037	01-A	
18	2	Breeze Hose Clip (27-51mm)	CPC00095	01-A	
19	3	Breeze Hose Clip (40-64mm)	CPC00096	01-A	
20	9	M8 Spring Washer	CPB00104	01-A	
21	15	M8 Flat Washer	CPB00321	01-A	
22	9	M8x20 Hex Head Bolt	CPB00012	01-A	
23	1	3/4" BSP - 1" 1/16 JIC M/M Adapter	CPF00019	01-A	
24	2	1/2" Bond Seal	CPF00056	03-A	
25	2	M10x30 Hex Head Bolt	CPB00021	01-A	
26	2	M10 Flat Washer	CPB00032	02-A	
27	2	M10 Spring Washer	CPB00053	01-A	
28	2	M10 Lock Nut	CPB00262	01-A	
29	2	M6x20 Hex Head Bolt	CPB00044	01-A	
30	2	M6 Flat Washer	CPB00060	01-A	

Note:

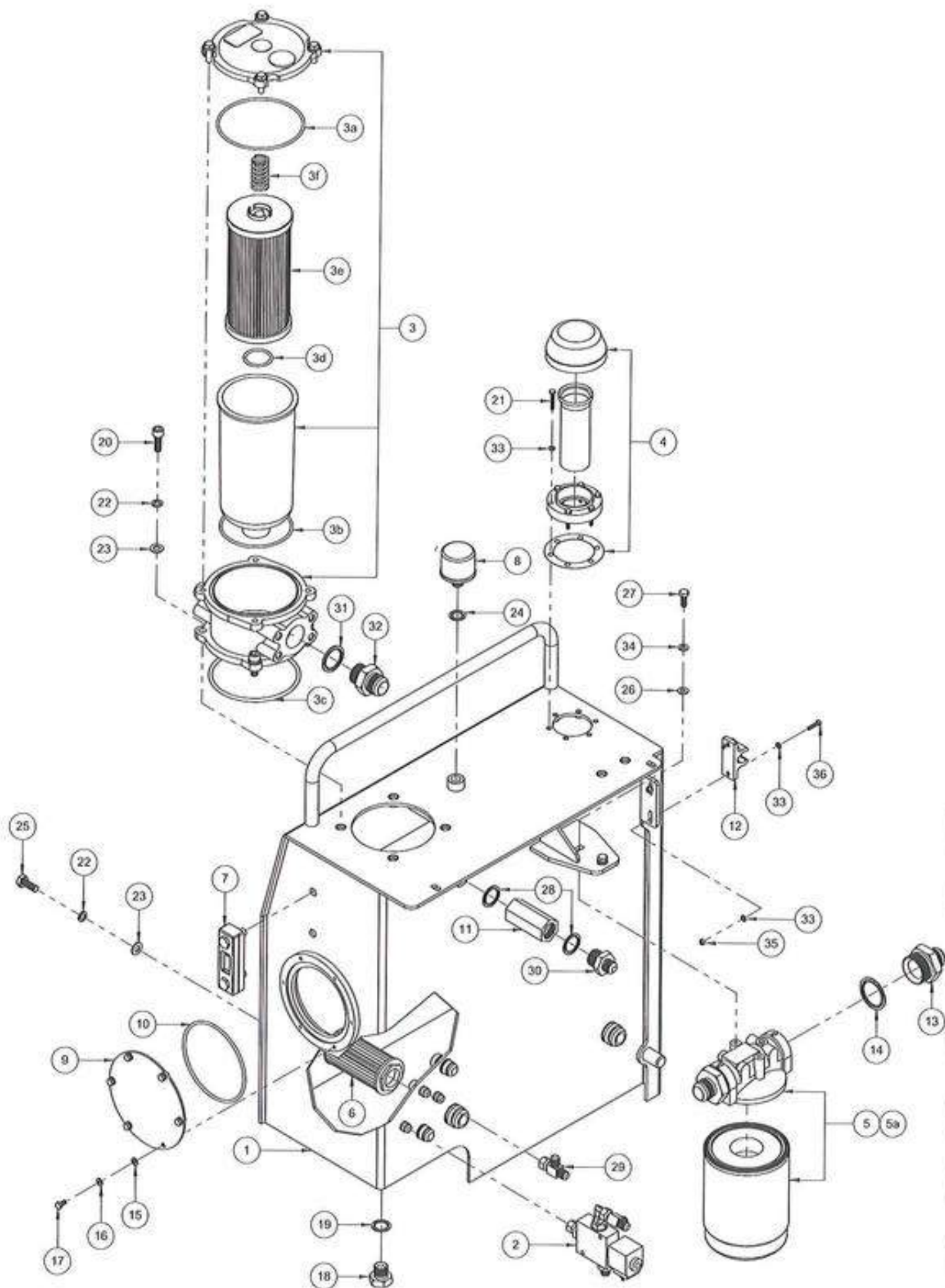
1. Items 13b & 14 Are Only Used When The Cabin Heater Option Has Been Chosen.





Parts Table

ITEM	QTY.	DESCRIPTION	PART NO.	REV.	SERIAL BREAK
1	1	RH Side Door	CMP00007	07-A	
2	1	LH Bonnet Assembly	CMP00016	07-A	
3	1	RH Bonnet Assembly	CMP00029	02-A	
4	1	Air Filter Kit (G07-0009/H00)	See Section 10	01-A	
5	1	Cabin External Worklight	CPE00006	01-A	
5a	1	H3 Work Light Bulb 12v 55w	CPE00069	01-A	
6	1	Bonnet Handle	CPC00026	01-A	
7	2	Bonnet Hinge	CPB00055	06-A	
8	1	Gas Strut Assembly	CPHY0119	01-A	
9	1	Top Bubble Draught Excluder	CPC00017	01-A	
10	1	3.5mm Edge Trim - Narrow	CPC00048	02-A	
11	1	70-90mm Hose Clip	CPB00172	01-A	
12	11	M8x20 Dome Head Bolt	CPB00183	01-A	
13	13	M8 Flat Washer	CPB00321	01-A	
14	15	M8 Lock Nut	CPB00029	01-A	
15	1	M10 Lock Nut	CPB00262	01-A	
16	1	M10 Flat Washer	CPB00032	02-A	
17	1	Grommet for Work Lights	CPE00077	01-A	
18	2	M5x10 Pan Head Screw	CPB00056	02-A	
19	4	M8 Flat Washer	CPB00321	02-A	
20	2	M8x30 Hex Head Bolt	CPB00135	01-A	
21	2	Clip Male	CPC00076	01-A	
22	11	M5 Flat Washer	CPB00128	01-A	
23	4	M5x20 Hex Head Bolt	CPB00145	01-A	
24	7	M5 Nylon Lock Nut	CPB00147	01-A	
25	1	Convex Bonnet Mirror (Optional Extra)	CPG00032	01-A	
26	1	Bonnet Mirror Bracket (Optional Extra)	CMP00025	01-A	
27	1	LED Work Lamp (Optional)	CPE00236	02-A	

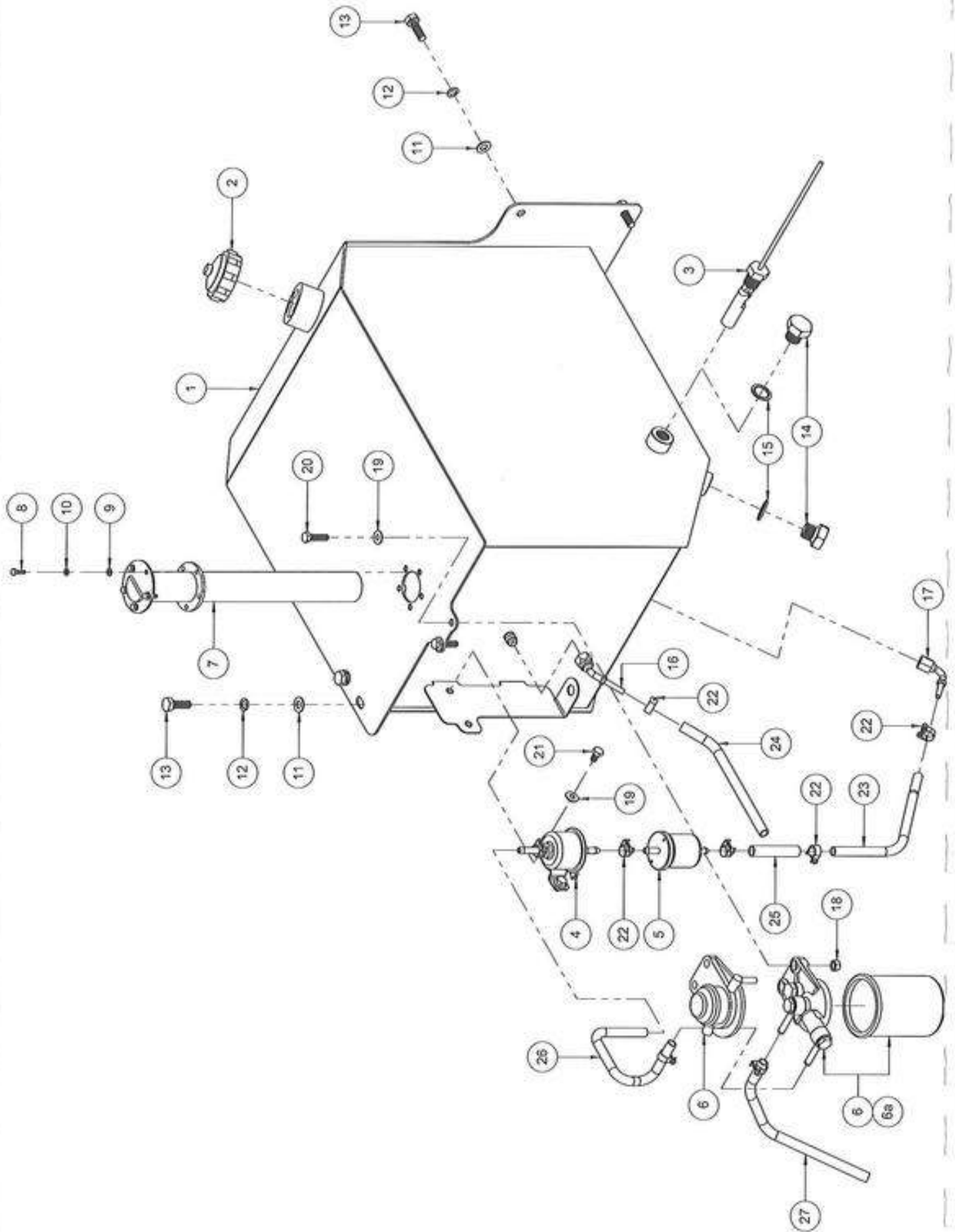




Title: Hydraulic Tank Assembly

Parts Table

ITEM	QTY.	DESCRIPTION	PART NO.	REV.	SERIAL BREAK
1	1	Hydraulic Tank Assembly	CMH00026	06-A	9969
2	1	Brake Valve	See Section 11.1	01-A	
3	1	In Tank Filter Assembly (MPF1841)	CPHY0072	02-A	9969
3a	1	O-Ring In-Tank Filter (Cap Seal) (3a)	CPSK0089	01-A	9969
3b	1	O-Ring In-Tank Filter (Bowl Seal) (3b)	CPSK0088	01-A	9969
3c	1	O-Ring In-Tank Filter (Tank Seal) (3c)	CPHY0091	03-A	9969
3d	1	O-Ring In-Tank Filter (Filter Seal) (3d)	CPSK0087	01-A	9969
3e	1	In-Tank Filter Element	CPHY0076	01-A	9969
3f	1	In-Tank Filter Spring	CPHY0092	01-A	9969
4	1	Filler Cap Assembly (Ref 08 195004)	SPHY0032	01-A	
5	1	Suction Filter Assembly	CPHY0019	03-A	
5a	1	Suction Filter Element	CPHY0012	04-A	
6	1	In Tank Strainer Filter	CPHY0015	01-A	
7	1	Hydraulic Tank Oil Level Gauge	CPHY0008	02-A	
8	1	Hydraulic Tank Air Breather	CPHY0040	03-A	
9	1	Inspection Panel	CMH00001	03-A	
10	1	Inspection Cover O-Ring Seal	CPHY0011	01-A	
11	1	0.5 Bar Non Return Valve - 3/4" BSP	CPF00079	01-A	
12	1	Clip Female	CPC00077	01-A	
13	2	1" 1/4 BSP - 1" 5/16 JIC M/M Adapter	CPF00010	01-A	
14	2	1" 1/4 Bond Seal	SPF00013	01-A	
15	6	M6 Flat Washer	CPB00060	01-A	
16	6	M6 Spring Washer	CPB00126	01-A	
17	6	M6x12 Hex Head Bolt	CPB00031	01-A	
18	1	1/2" BSP Bung	CPF00032	01-A	
19	1	1/2" Bond Seal	CPF00056	03-A	
20	4	M10x30 Socket Cap Bolt	CPB00046	01-A	
21	6	M5x30 Hex Head Bolt	CPB00143	01-A	
22	9	M10 Spring Washer	CPB00053	01-A	
23	9	M10 Flat Washer	CPB00032	02-A	
24	4	3/8" Bond Seal	CPF00055	01-A	
25	5	M10x25 Hex Head Bolt	CPB00187	01-A	
26	2	M8 Flat Washer	CPB00321	02-A	
27	2	M8x20 Hex Head Bolt	CPB00012	01-A	
28	2	3/4" Bond Seal	cPF00057	01-A	
29	2	9/16" JIC Tee M/F/M	CPF00003	01-A	
30	1	3/4" BSP - 3/4" JIC M/M Adapter	CPF00007	01-A	
31	1	1" Bond Seal	CPF00058	01-A	
32	1	1" BSP - 1" 5/16 JIC M/M Adaptor	CPF00183	01-A	
33	10	M5 Flat Washer	CPB00128	01-A	
34	2	M8 Spring Washer	CPB00104	01-A	
35	2	M5 Nylon Lock Nut	CPB00147	01-A	
36	2	M5x20 Hex Head Bolt	CPB00145	01-A	

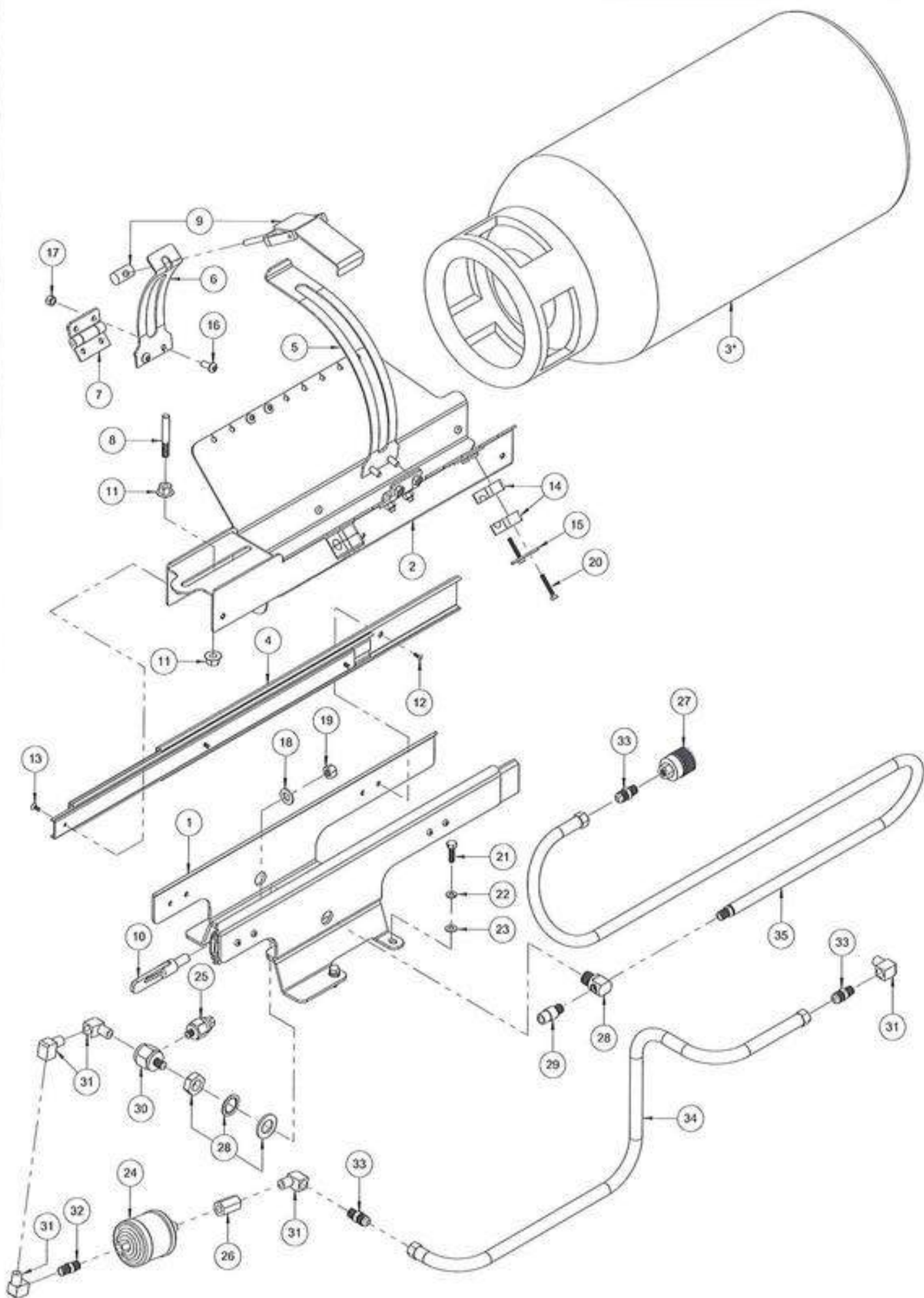




Title: Diesel Tank Assembly

Parts Table

ITEM	QTY.	DESCRIPTION	PART NO.	REV.	SERIAL BREAK
1	1	Diesel Tank (No Fuel Gauge)	CMD00012	05-A	
1	1	Diesel Tank (Fuel Gauge)	CMD00019	04-A	
2	1	Diesel Cap 50000 Series Vented	CPC00008	01-A	
3	1	Diesel Tank Low Level Fuel Switch	CPE00048	01-A	
4	1	Electric Fuel Pump (1G610-52001)	CPK00070	01-A	
5	1	Inline Diesel Fuel Filter	CPK00056	01-A	
6	1	Fuel Filter (1907743012)	CPK00009	01-A	
6	1	Fuel Filter With Primer (Optional)	CPK00271	01-A	
6a	1	Fuel Filter Element	CPK00004	02-A	
7	1	Fuel Gauge Sender (Optional Extra)	NPE00052	01-A	
8	5	M5x16 Hex Head Bolt	CPB00127	01-A	
9	5	M5 Flat Washer	CPB00128	01-A	
10	5	M5 Spring Washer	CPB00204	01-A	
11	6	M10 Flat Washer	CPB00032	02-A	
12	6	M10 Spring Washer	CPB00053	01-A	
13	6	M10x30 Hex Head Bolt	CPB00021	01-A	
14	2	1/2" BSP Bung	CPF00032	01-A	
15	2	1/2" Bond Seal	CPF00056	03-A	
16	1	9/16" JIC 45° Pipe End	CPF00128	01-A	
17	1	9/16" JIC 90° Pipe End	CPF00372	01-A	
18	2	M8 Lock Nut	CPB00029	01-A	
19	4	M8 Flat Washer	CPB00321	01-B	
20	2	M8x30 Hex Head Bolt	CPB00135	01-A	
21	2	M8x12 Hex Head Bolt	CPB00139	01-A	
22	8	13mm Jubilee Clip	CPB00274	01-A	
23	1	8mm Fuel Line (Tank To Inline Filter)	CPK00064	01-A	
24	1	6mm Fuel Line (Engine Bleed to Tank)	CPK00065	01-A	
25	1	8mm Fuel Line (Inline Filter to Pump)	CPK00066	01-A	
26	1	8mm Fuel Line (Fuel Pump to Main Filter)	CPK00067	01-A	
27	1	8mm Fuel Line (Fuel Filter To Engine)	CPK00068	01-A	





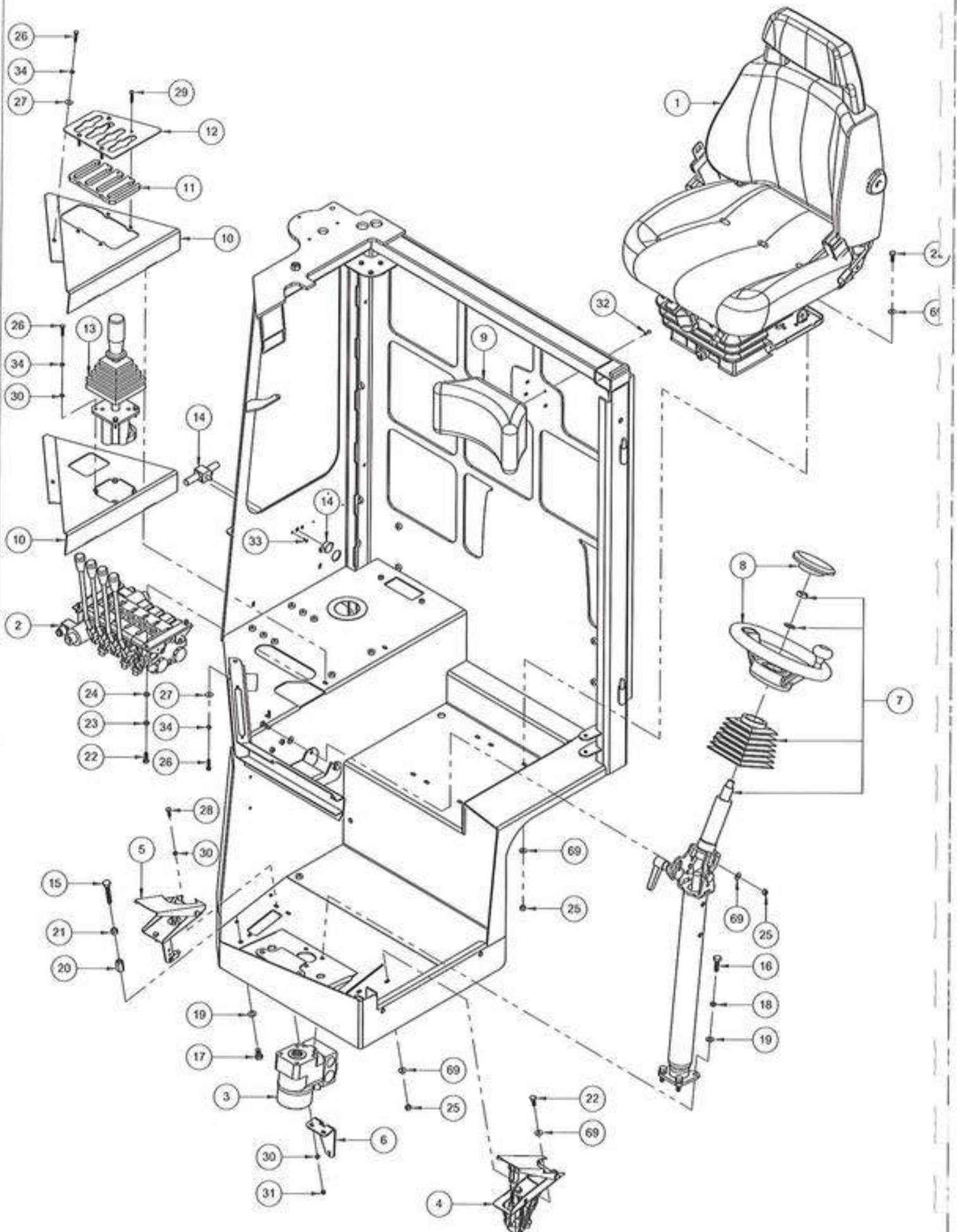
Title: Gas Bottle Carrier Assembly

Parts Table

ITEM	QTY.	DESCRIPTION	PART NO.	REV.	SERIAL BREAK
1	1	Sliding Gas Bottle Carrier Base	CML00059	01-A	
2	1	Sliding Gas Bottle Carrier Tray	CML00060	02-A	
3*	1	Standard Gas Bottle	CPV00062	01-A	
4	2	Sliding Rail (102-591)	CPL00171	01-A	
5	1	LPG Strap	CML00092	02-A	
6	1	RH Carrier Strap	CML00087	01-A	
7	2	Hinge	CPB00055	01-A	
8	1	Gas Tank locator Pin	CPB00173	01-A	
9	1	Gas Carrier Latch	CPL00277	01-A	
10	1	Anti-Luce Fastener	CPB00090	01-A	
11	2	M10 Collar Nut	CPB00300	03-A	
12	8	M4x12 Countersunk Bolt	CPB00299	01-A	
13	6	M5x12 Countersunk Bolt	CPB00245	01-A	
14	4	14mm Single Pipe Clamp	CPF00081	01-A	
15	2	14mm Single Pipe Clamp Top	CPF00065	01-A	
16	8	M8x20 Dome Head Bolt	CPB00183	01-A	
17	8	M8 Lock Nut	CPB00029	01-A	
18	1	M12 Flat Washer	CPB00082	01-A	
19	1	M12 Nylon Lock Nut	CPB00123	01-A	
20	4	M6x35 Hex Head Bolt	CPB00301	02-A	
21	4	M8x25 Hex Head Bolt	CPB00040	01-A	
22	4	M8 Spring Washer	CPB00104	01-A	
23	4	M8 Flat Washer	CPB00321	02-A	
24	1	Strainer Filter (Tier 2 & Tier 3 Only)	CPL00282	01-A	
25	1	Gas Low Level Valve Sensor	CPG00046	01-A	
26	1	1/4" NPT F/F Fitting (6328604000)	CPL00337	01-A	
27	1	LPG Bottle Coupling (8516160200)	CPL00090	01-A	
28	1	LPG Fuel Line Bulkhead (6300000444)	CPL00087	01-A	
29	1	LPG Pressure Relief Valve (5438650000)	CPL00086	01-A	
30	1	1/4"M-1/8"F-1/4F NPT Tee (630230040)	CPLF0007	01-A	
31	5	1/4" NPT 90 M/F Fitting (6311604000)	CPLF0008	01-A	
32	1	1/4" NPT M/M Fitting (6328004000)	CPLF0012	01-A	
33	3	1/4" NPT - 3/8" SAE Flare Fitting (6304806040)	CPLF0009	01-A	
34	1	High Pressure Hose, DIN 4815/4 - 2300mm	CPL00089	01-A	
35	1	High Pressure Hose, Din 4815/4 - 1250mm	CPL00088	01-A	

Note:

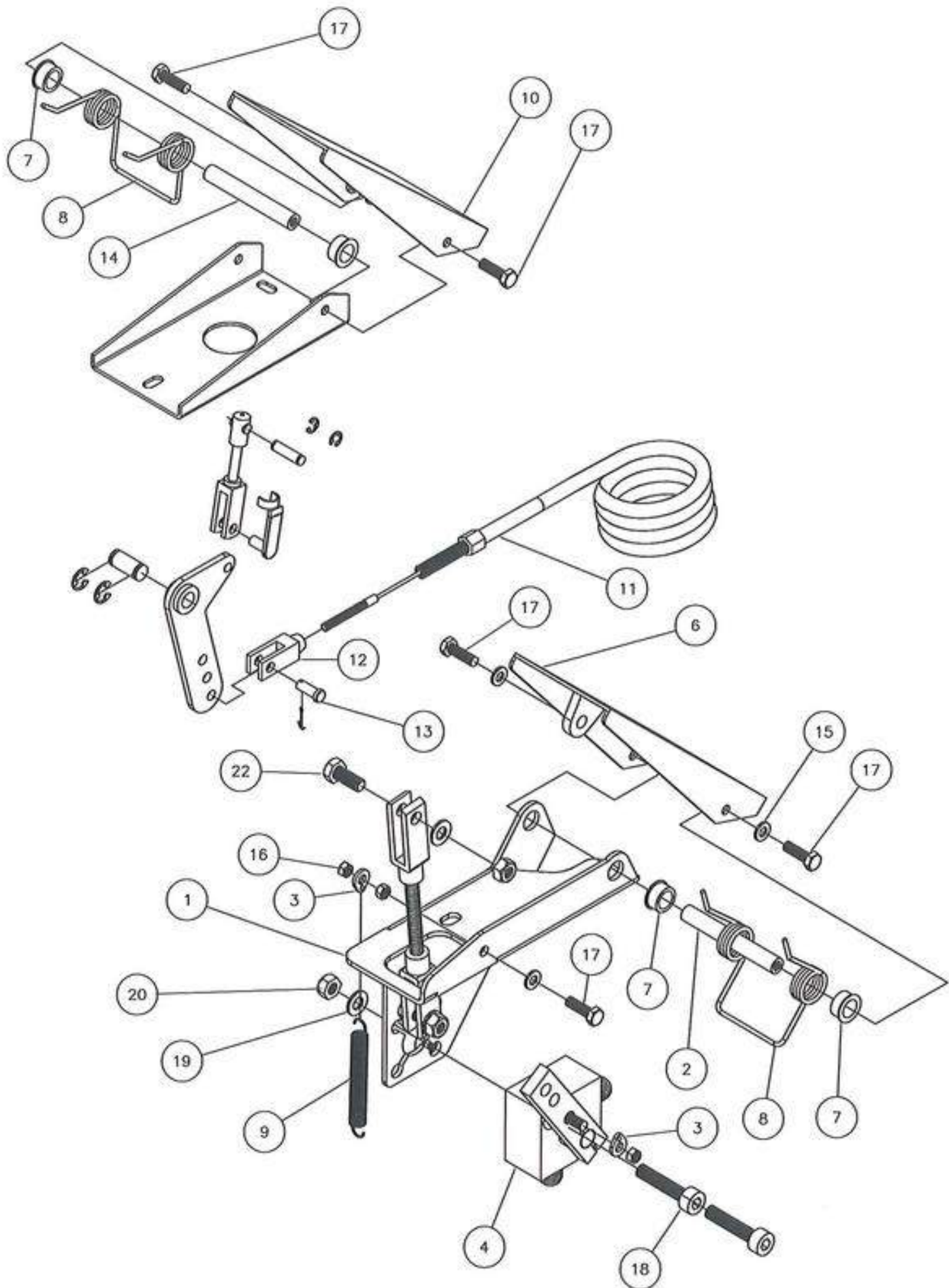
- Machine Serial Number **Must** Be Quoted When Ordering Parts Marked With *
- Items 25 - 35 Can Be Ordered As A Kit:
 - CPG00067 Gas Hose Kit - Non Certified & Tier 4
 - CPG00035 Gas Hose Kit - Tier 2 & 3





Parts Table

ITEM	QTY.	DESCRIPTION	PART NO.	REV.	SERIAL BREAK
1	1	PVC Seat (194430)	CPC00117	03-A	
1	1	Fabric Seat	CPC00101	01-A	
2	1	Valve Chest Assembly	See Section12	01-A	
3	1	Steering Motor	See Section12.1	01-A	
4	1	Inching Pedal Assembly	See Section 8	04-A	
5	1	Accelerator Pedal Assembly	See Section 8.1	02-A	
6	1	Accelerator Cable Bracket	CMC00096	02-A	
7	1	Steering Column Assembly	CPS00019	04-A	
8	1	Steering Wheel	CPS00024	01-A	
9	1	Cabin Head Rest	CPC00043	01-A	
10	1	Lever Dash Panel	CMC00164	05-A	
10	1	Joystick Dash Panel (Optional)	CMC00163	02-A	
11	1	4 Lever Dash Panel - Cover Spacer	CMC00328	03-A	
11	1	5 Lever Dash Panel - Cover Spacer	CMC00337	01-A	
12	1	4 Lever Dash Panel Cover	CMC00336	01-A	
12	1	5 Lever Dash Panel Cover	CMC00338	01-A	
13	1	HDS20 Joystick (Optional)	NPHY0007	05-A	
14	1	Temperature Control Valve	CPC00058	01-A	
15	1	M10x60 Hex Head Bolt	CPB00004	01-A	
16	4	M10x30 Hex Head Bolt	CPB00021	01-A	
17	1	M10x20 Hex Head Bolt	CPB00081	01-A	
18	4	M10 Spring Washer	CPB00053	01-A	
19	5	M10 Flat Washer	CPB00032	02-A	
20	1	M10 Long Nut	CPB00266	01-A	
21	1	M10 Nut	CPB00050	01-A	
22	12	M8x20 Hex Head Bolt	CPB00012	01-A	
23	4	M8 Spring Washer	CPB00104	01-A	
24	27	M8 Flat Washer	CPB00321	02-A	
25	8	M8 Lock Nut	CPB00029	01-A	
26	7	M6x25 Hex Head Bolt	CPB00256	01-A	
27	3	M6 Penny Washer	CPB00421	01-A	
28	3	M6x20 Hex Head Bolt	CPB00044	01-A	
29	4	M6x20 Dome Head Bolt	CPB00251	01-A	
30	10	M6 Flat Washer	CPB00060	01-A	
31	3	M6 Lock Nut	CPB00047	01-A	
32	4	M5x16 Counter Sunk Bolt	CPB00265	01-A	
33	2	M4x12 Countersunk Screw	CPB00246	01-A	
34	7	M6 Spring Washer	CPB00126	01-A	



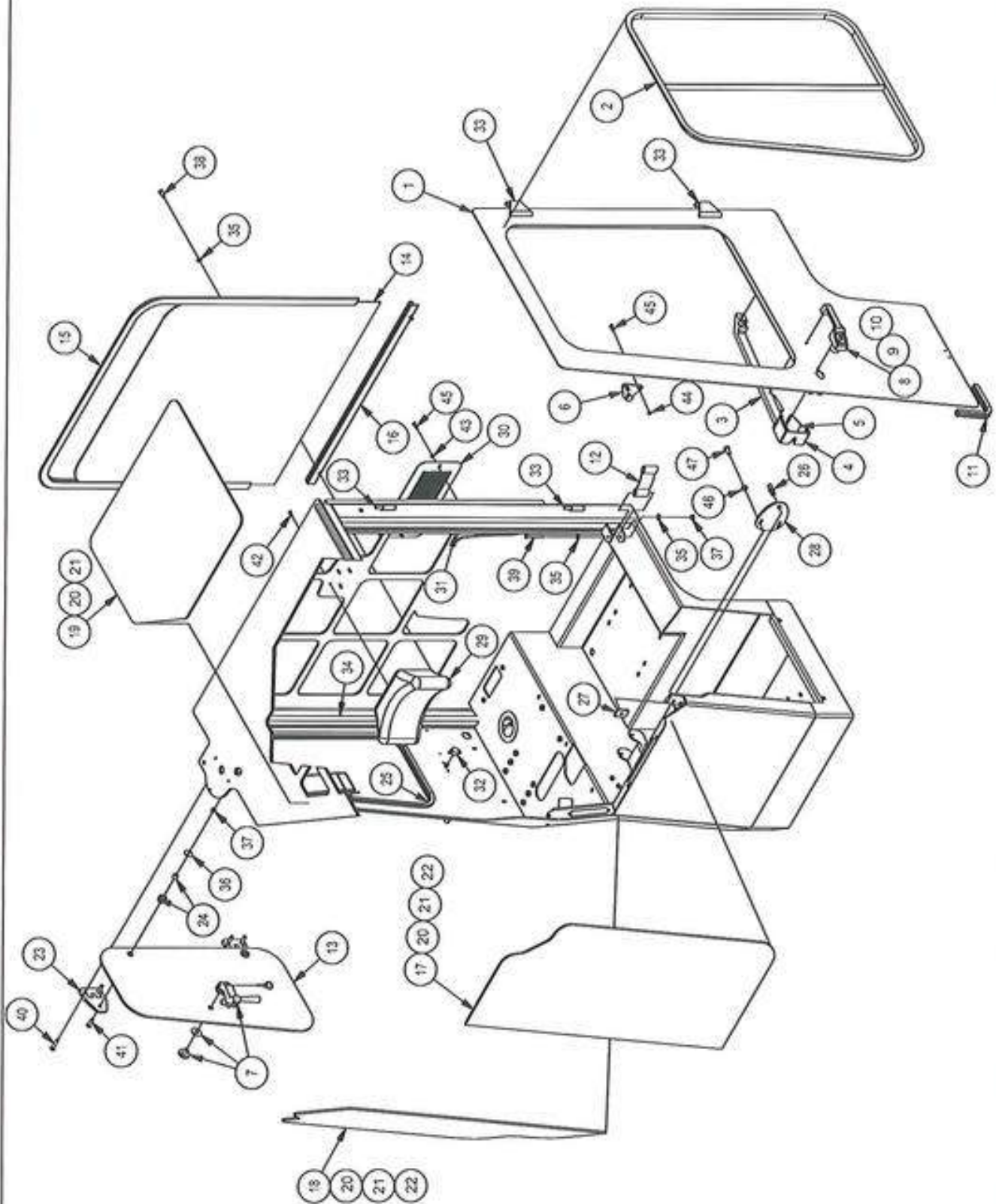
Parts List

Item	Qty	Description	Ref No	Serial Break
1	1	INCHING PEDAL BRACKET	CMC00036-00	
2	1	INCHING PEDAL PIN	CPC00046-00	
3	2	TENSION SPRING BRACKET	CMC00057-00	
4	1	INCHING VALVE	CPHY0165-00	
6	1	INCHING PEDAL	CPC00097-00	
7	4	M10 INCHING PEDAL BUSHING	CPC00047-00	
8	2	TORSION SPRING2	CPC00045-00	
9	1	TENSION SPRING	CPC00002-00	
10	1	ACC PEDAL	CPC00069-00	
11	1	ACC CABLE (DIESEL)	CPL00076-00	
11	1	ACC CABLE (GAS)	CPL00001-00	
12	1	ACC CABLE CLEVIS	CPC00027-00	
13	1	CLEVIS PIN	CPC00091-00	
14	1	ACC PIN	CPC00046-00	
15	4	M6 FLAT WASHER ZINC	CPB00060-00	
16	3	M6 LOCKNUT	CPB00047-00	
17	6	M7X20	CPC00074-00	
18	2	M8 X 40 SOCKET CAP BOLT	CPB00020-00	
19	4	M8 FLAT WASHER ZINC	CPB00015-00	
20	4	M8NUT	CPB00049-00	
21	1	ACCELERATOR PEDAL ASS	CPC00069-00	
22	2	M8X20 HEX SET SCREW (GRADE 8.8)	CPB00012-00	
23	1	SWIVEL CLAMP FOR ACC/CABLE	CPL00004-00	
24	1	ACC CABLE TIER 2 ENGINE (USA)	CPL00134-00	

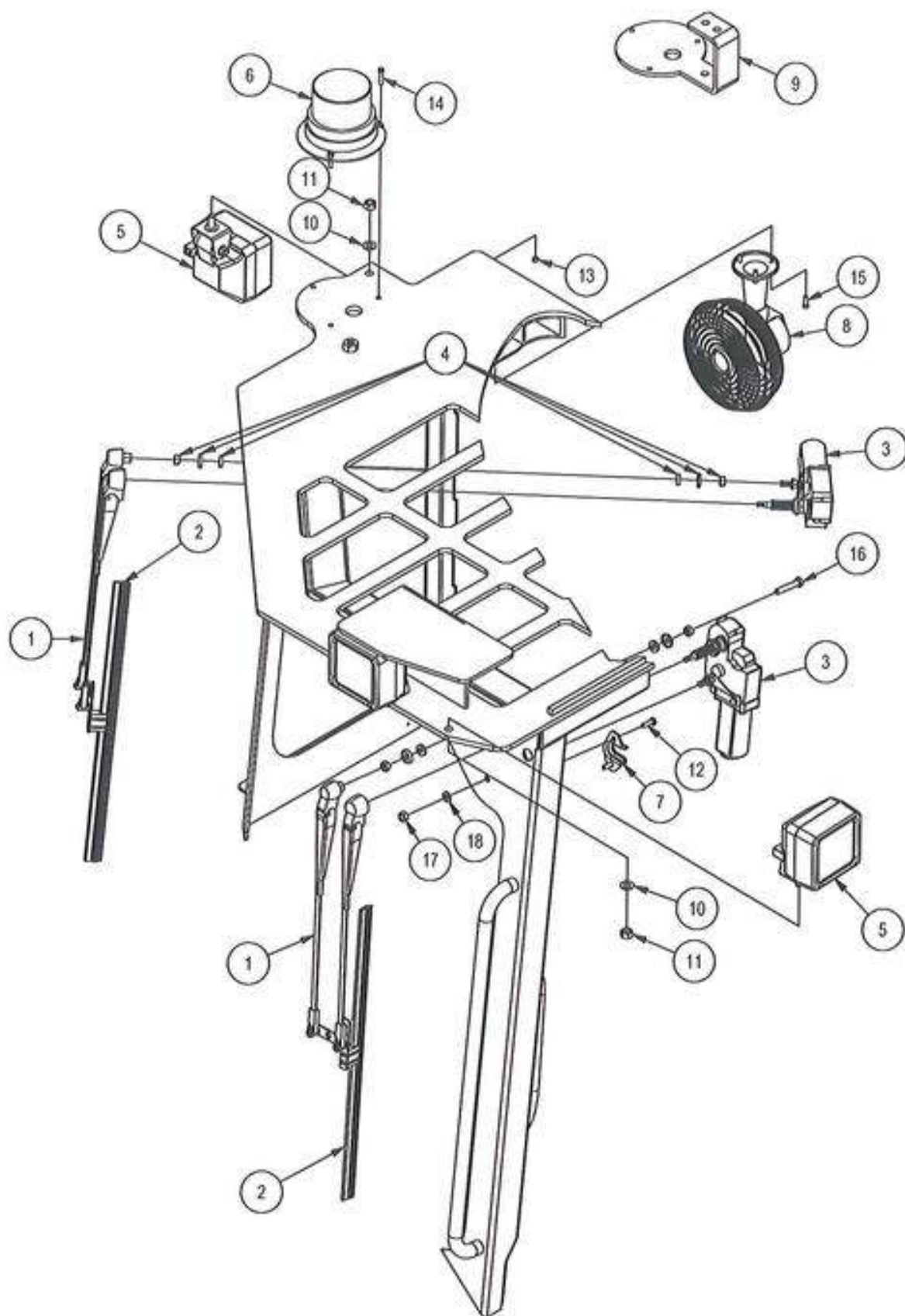
CABIN ASSEMBLY (UPPER)

Last Updated:
01/03/07

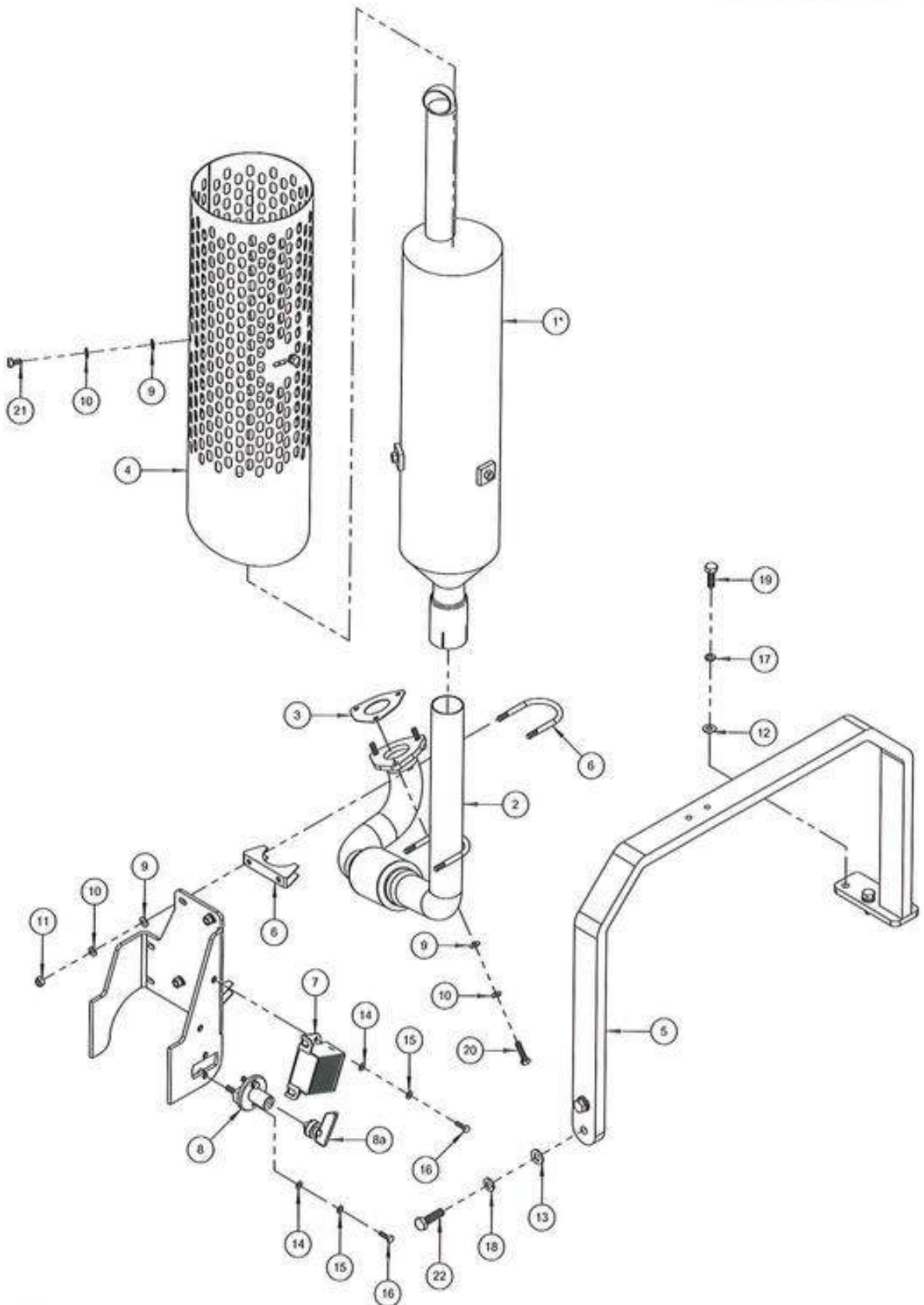
Ref No:
CM40008-04



Combilift Ltd		Parts Diagram		Model:C4000	Section 08
CABIN ASSEMBLY (UPPER)				Last Updated: 01/03/07	Ref No: CM40008-04
Parts List					
Item	Qty	Description	Ref No	Serial Break	
1	1	STANDARD CAB DOOR WITH BARS (HALF DOOR)	CAB00204-00		
1	1	STANDARD CAB DOOR WITH SLIDING GLASS WINDOW	CAB00194-01		
1	1	WIDE CAB DOOR WITH SLIDING GLASS WINDOW	CAB00195-00		
2	1	DOOR GLASS	CPG00000-00		
3	1	SQUEEZE LOCK ASSEMBLY	CPC00005-00		
4	1	PASTIC COVER KIT FOR SQUEEZE LOCK	CPC00061-00		
5	1	SQUEEZE LOCK STENGTHENER PLATE	CPC00060-00		
6	1	DOOR LATCH SUPPORT (MALE)	CMC00302-00		
7	1	WINDOW HANDLE ASSMBLY	CPC00032-00		
8	1	OUTER DOOR HANDLE	CPC00006-00		
9	1	OUTER DOOR HANDLE KEY	CPC00029-00		
10	1	OUTER DOOR HANDLE GASKET KIT	CPC00063-00		
11	1	DOOR BEADING (SIDE BUBBLE DRAUGHT EXCLUDER)	CPC00016-00		
12	1	GREY WEBBING CHECK STRAP	CPC00042-00		
13	1	CAB SIDE GLASS R.H.	CPG00022-01		
14	1	REAR WINDOW	CPG00029-00		
15	1	REAR WINDOW FRAME	CPG00027-00		
16	1	REAR WINDOW FRAME BASE	CPG00028-01		
17	1	CAB FRONT GLASS L.H.	CPG00039-00		
18	1	CAB FRONT GLASS R.H.	CPG00040-00		
19	1	CANOPY ROOF GLASS	CPG00042-00		
20	1	GLASS PRIMER BLACK	CPC00050-00		
21	1	BONDED SEALER FOR GLASS (BLACK)	CPC00051-00		
22	1	DRIP CHECK SEALER (CLEAR)	CPG00038-00		
23	2	WINDOW HINGE	CPC00040-00		
24	2	RUBBER SEAL PLUS INSERT	CPC00054-00		
25	1	WINDOW BEADING	CPC00016-00		
26	1	DOOR LATCH STRIKER PIN	CPC00030-00		
27	1	DOOR LATCH STRIKER PIN PLATE	CPC00031-00		
28	1	DOOR LATCH STRIKER PIN PLATE (FOR WIDE DOOR ONLY)	CMC00179-04		
29	1	HEAD REST	CPC00043-00		
30	1	REAR ACCESS PANEL	CMC00150-02		
31	1	3.5MM EDGE TRIM	CPC00048-00		
32	1	HEATER TEMP CONTROL SWITCH (OPTIONAL)	CPC00058-00		
33	2	WELD ON HINGE SET (INCL'S GREASE NIPPLE & WASHER)	CPC00044-00		
34	1	8MM EDGE TRIM	CPC00009-00		
35	4	8MM FLAT WASHER	CPB00015-00		
36	2	8MM LARGE FLAT WASHER	CPB00071-00		
37	3	M8 LOCK NUT	CPB00049-00		
38	2	M8x20 HEX HEAD BOLT	CPB00012-00		
39	1	M8x65 HEX HEAD BOLT	CPB00084-00		
40	4	M8x40 COUNTER SUNK BOLT	CPB00070-00		
41	2	M8x30 COUNTER SUNK BOLT	CPB00069-00		
42	4	M5x20 COUNTER SUNK BOLT	CPB00044-00		
43	2	6MM FLAT WASHER	CPB00060-00		
44	2	M6 LOCK NUT	CPB00047-00		
45	4	M6x20 HEX HEAD BOLT	CPB00044-00		
46	2	10MM FLAT WASHER	CPB00032-00		
47	2	M10x20 HEX HEAD BOLT	CPB00081-00		



Combilift Ltd		Parts Diagram		Model:C4000	Section 08
CABIN ASSEMBLY (UPPPER) CONTD.				Last Updated: 01/03/07	Ref No: CM40008.1-00
Parts List					
Item	Qty	Description	Ref No	Serial Break	
1	2	WIPER ARMS	CPC00019-00		
2	2	WIPER BLADE	CPC00020-00		
3	2	WIPER MOTOR	CPE00022-00		
4	2	SHAFT COMPLIMENT KIT	CPB00015-00		
5	3	WORK LIGHT	CPE00006-00		
6	1	FLASHING BEACON	CPE00086-00		
7	1	DOOR LATCH SUPPORT (FEMALE)	CMC00319-00		
8	1	12V IN-CAB FAN	CPE00119-00		
9	1	LOWERED BEACON MOUNTING PLATE (OPTIONAL)	CMC00238-00		
10	3	10MM FLAT WASHER	CPB00032-00		
11	3	M10 LOCK NUT	CPB00050-00		
12	2	M6x20 HEX HEAD BOLT	CPB00044-00		
13	3	M5 LOCK NUT	CPB00058-00		
14	3	M5x25 SLOTTED PAN HEAD	CPB00057-00		
15	3	M5x16 SOCKET CAP BOLT	CPB00247-00		
16	1	M8x45 HEX HEAD BOLT	CPB00059-00		
17	1	M8 NUT	CPB00029-00		
18	1	8MM WASHER	CPB00015-00		





Ref No: CM40009

Rev: 03-A

Rev Date: 24/03/2010

SECTION

Title: LPG Exhaust Assembly

09

Parts Table

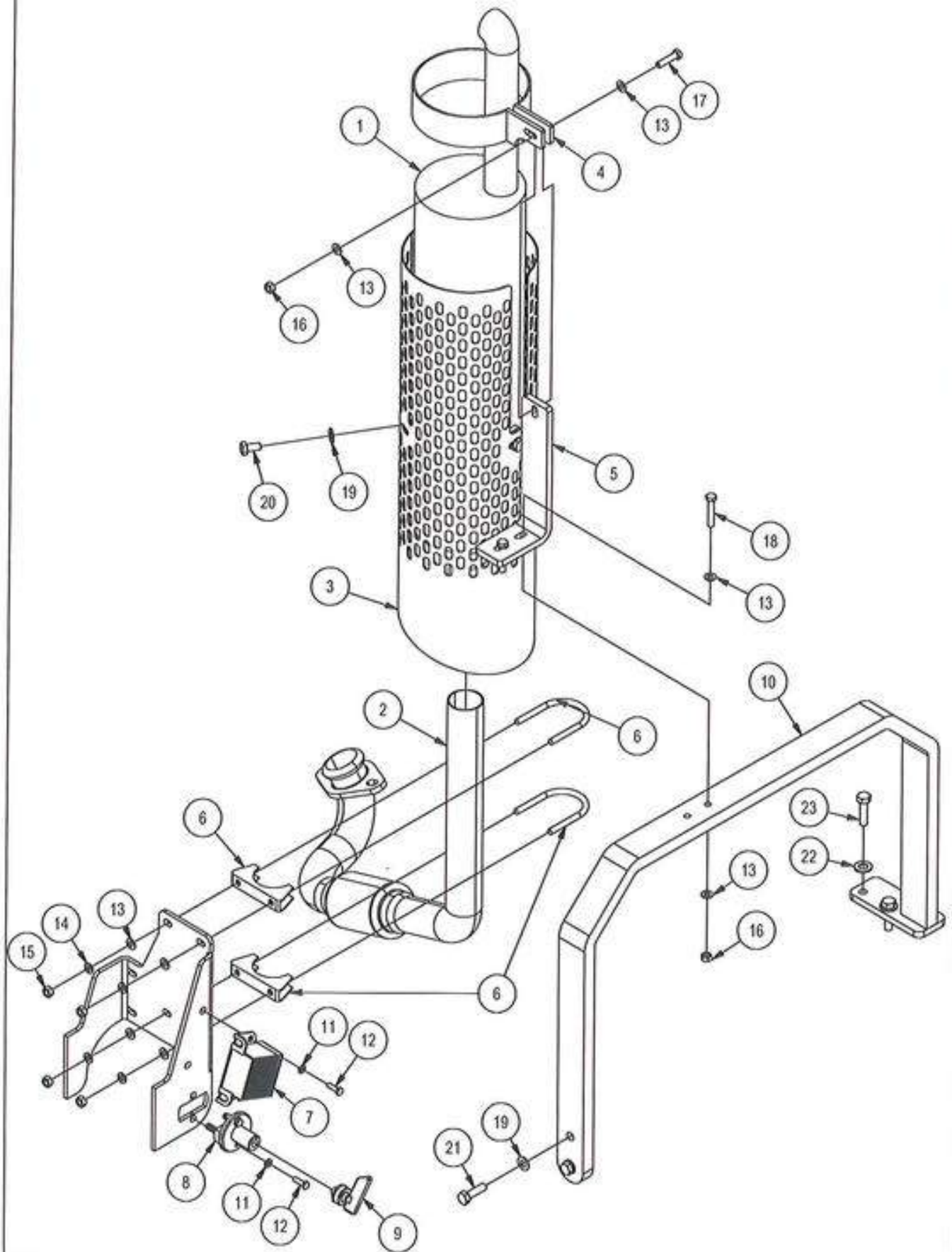
ITEM	QTY.	DESCRIPTION	PART NO.	REV.	SERIAL BREAK
1*	1	Noise Reduction Silencer	CPK00184	01-A	
2	1	Tier 1 RB Engine Flexi	CPL00361	01-A	15468
3	1	Exhaust Manifold Gasket	CPL00343	01-A	15468
4	1	Exhaust Guard New C4000	CMX00001	01-A	
5	1	Exhaust Guard Assembly (Goal Post)	CMF00324	01-A	
6	2	57mm Exhaust Clamp	CPV00033	01-A	
7	1	Back - Up Alarm 12V	CPE00059	01-A	
8	1	Isolator Switch Kit	CPE00121	01-A	
8a	1	Isolater Switch Key	CPE00122	01-A	
9	10	M8 Flat Washer	CPB00321	02-A	
10	10	M8 Spring Washer	CPB00104	01-A	
11	4	M8 Hex Nut	CPB00049	01-A	
12	2	M10 Flat Washer	CPB00032	01-A	
13	2	M12 Flat Washer	CPB00082	01-A	
14	4	M6 Flat Washer	CPB00060	01-A	
15	4	M6 Spring Washer	CPB00126	01-A	
16	4	M6x20 Hex Head Bolt	CPB00044	01-A	
17	2	M10 Spring Washer	CPB00053	01-A	
18	2	M12 Spring Washer	CPB00074	01-A	
19	2	M10x30 Hex Head Bolt	CPB00021	01-A	
20	3	M8x30 Hex Head Bolt	CPB00135	01-A	
21	3	M8x14 Hex Head Bolt	CPB00236	01-A	
22	2	M12x40 Hex Head Bolt	CPB00008	01-A	

Note:*** Machine Serial Number Must Be Quoted When Ordering Item 1.**

LPG EXHAUST ASSEMBLY

Last Updated:
24/01/07

Ref No:
CM40009-02



Combilift Ltd	Parts Diagram	Model:C4000	Section 09
LPG EXHAUST ASSEMBLY		Last Updated: 24/01/07	Ref No: CM40009-02

Parts List

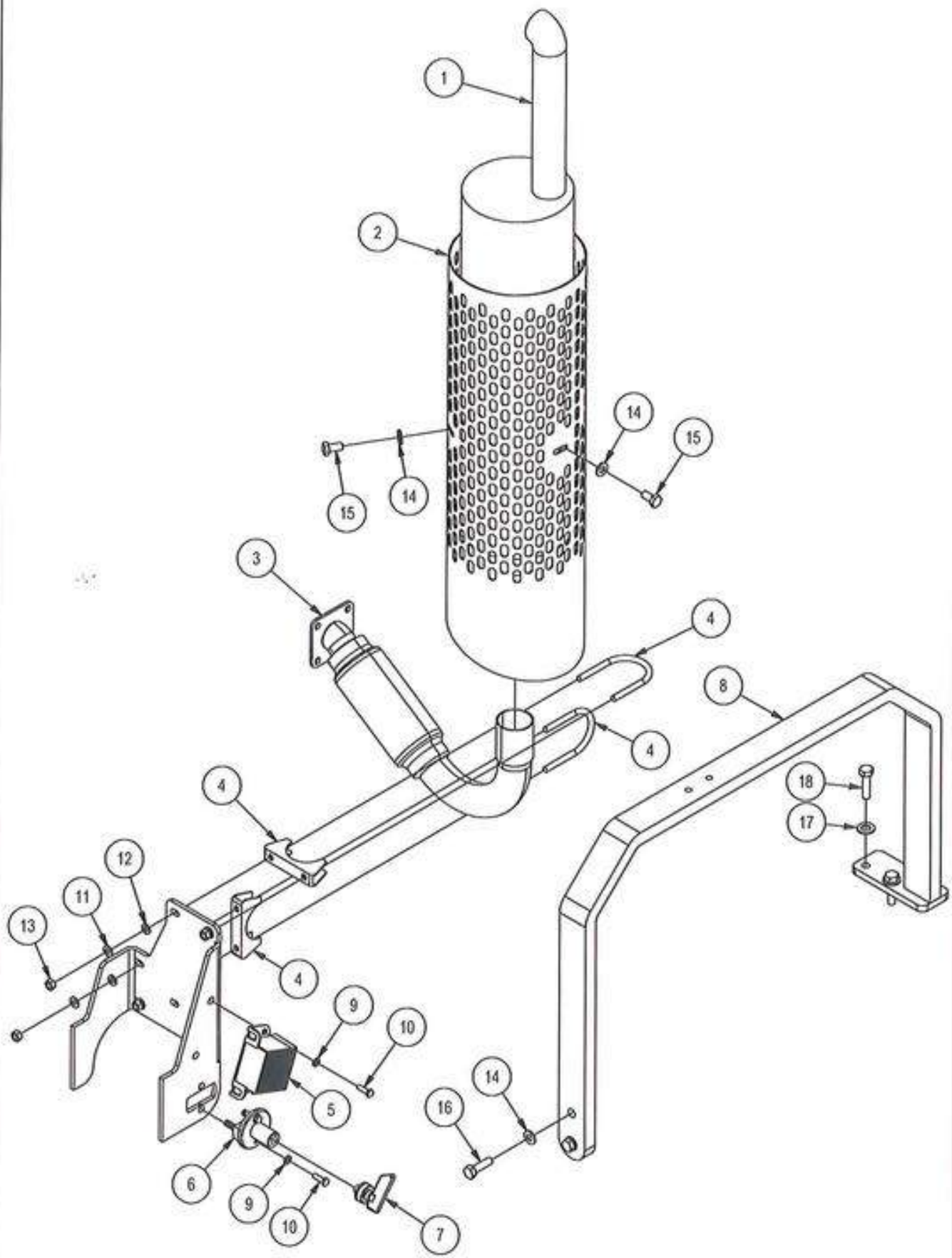
Item	Qty	Description	Ref No	Serial Break
1	1	2 WAY CATALYTST	CPV00202-00	
1	1	3 WAY CATALYTST	CPV00203-00	
2	1	FLEXIBLE EXHAUST PIPE	CPV00165-00	
3	1	HEAT SHIELD STANDARD	CMX00001-00	
3	1	HEAT SHIELD (OPTIONAL) *	CMX00007-00	
4	1	CATALYTIC SUPPORT (OPTIONAL)	CMX00005-00	
5	1	CATALYTIC SUPPORT MOUNTING ARM *	CMX00006-00	
6	2	57MM EXHAUST CLAMP	CPV00033-00	
7	1	BLEEPER	CPE00059-00	
8	1	ISOLATER SWITCH	CPE00121-00	
9	1	ISOLATER SWITCH KEY	CPE00122-00	
10	1	EXHAUST GUARD ASSEMBLY	CMF00324-01	
11	4	6MM FLAT WASHER	CPB00060-00	
12	4	M6X20 HEX HEAD BOLT	CPB00044-00	
13	10	8MM FLAT WASHER	CPB00015-00	
14	4	8MM SPRING WASHER	CPB00104-00	
15	4	M8 NUT	CPB00049-00	
16	3	M8 LOCK NUT	CPB00029-00	
17	1	M8X35 HEX HEAD BOLT	CPB00039-00	
18	2	M08X45 HEX HEAD BOLT	CPB00042-00	
19	5	10MM FLAT WASHER	CPB00032-00	
20	3	M10X20 HEX HEAD BOLT	CPB00081-00	
21	2	M10X35 HEX HEAD BOLT	CPB00018-00	
22	2	12MM FLAT WASHER	CPB00082-00	
23	2	M12X35 HEX HEAD BOLT	CPB00227-00	

* FITTED WHEN CATALYTIC SUPPORT OPTION IS FITTED

DIESEL EXHAUST ASSEMBLY

Last Updated:
25/01/07

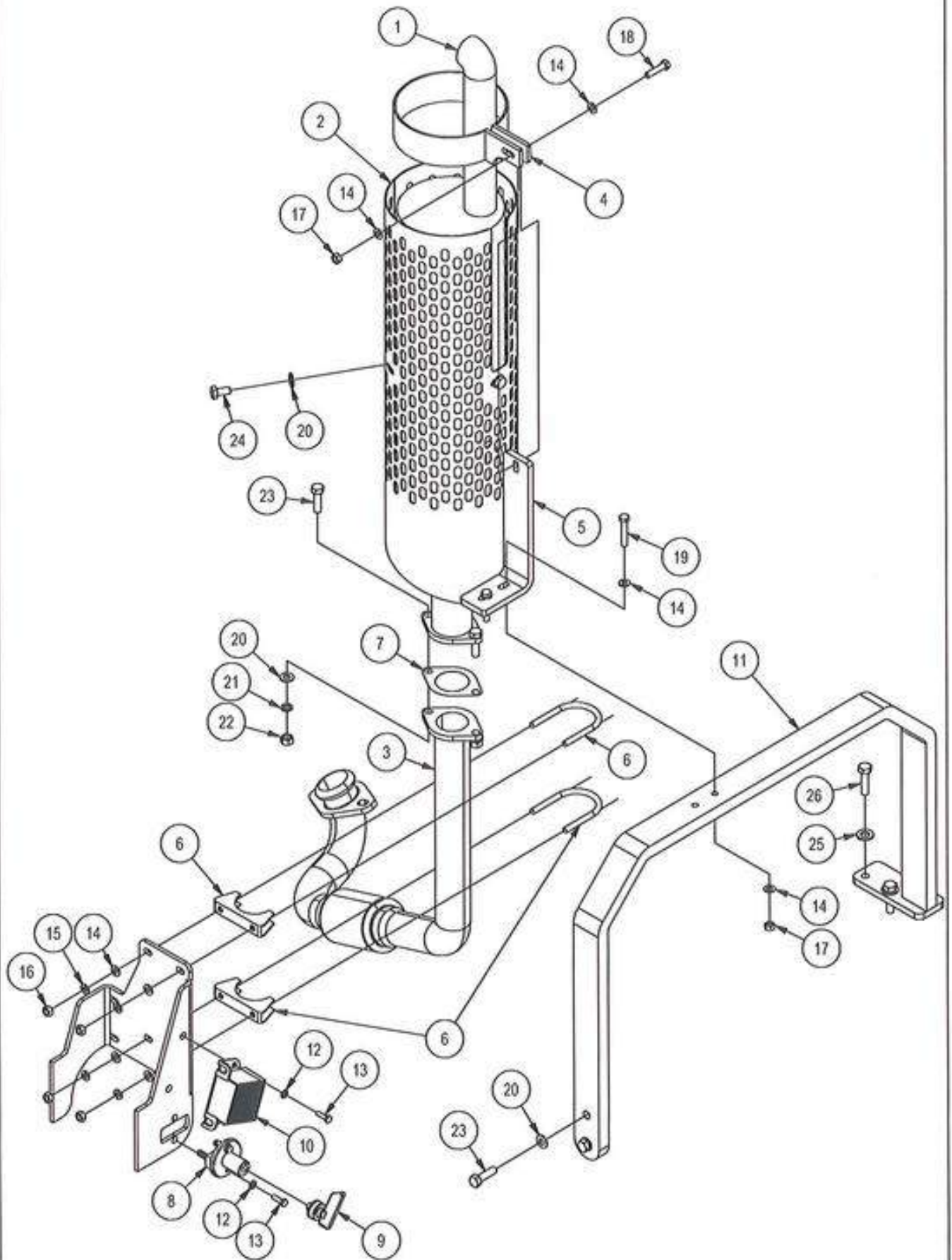
Ref No:
CM40009.1-02



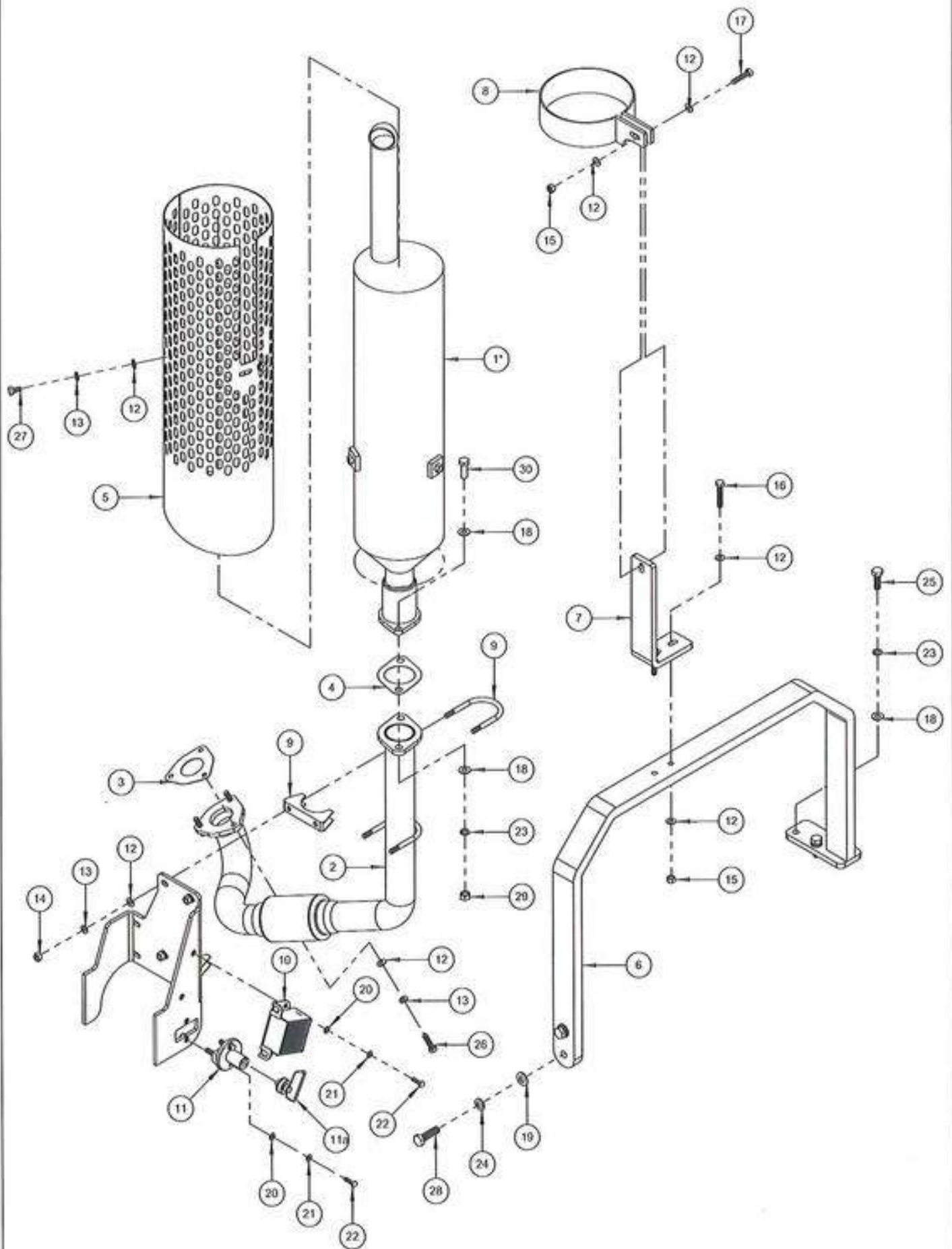
Combilift Ltd	Parts Diagram	Model: C4000	Section 09
DIESEL EXHAUST ASSEMBLY		Last Updated: 25/01/07	Ref No: CM40009.1-02

Parts List

Item	Qty	Description	Ref No	Serial Break
1	1	STANDARD EXHAUST	CPV00177-00	
1	1	2 WAY CATALYST	CPV00202-00	
2	1	HEAT SHIELD	CMX00001-01	
3	1	FLEXIBLE EXHAUST PIPE	CPK00008-00	
4	2	57MM EXHAUST CLAMP	CPV00033-00	
5	1	BLEEPER	CPE00059-00	
6	1	ISOLATER SWITCH	CPE00121-00	
7	1	ISOLATER SWITCH KEY	CPE00122-00	
8	1	EXHAUST GUARD ASSEMBLY	CMF00324-01	
9	4	6MM FLAT WASHER	CPB00060-00	
10	4	M6X20 HEX HEAD BOLT	CPB00044-00	
11	4	8MM FLAT WASHER	CPB00015-00	
12	4	8MM SPRING WASHER	CPB00104-00	
13	4	M8 NUT	CPB00049-00	
14	5	10MM FLAT WASHER	CPB00032-00	
15	3	M10X20 HEX HEAD BOLT	CPB00081-00	
16	2	M10X35 HEX HEAD BOLT	CPB00018-00	
17	2	12MM FLAT WASHER	CPB00082-00	
18	2	M12X35 HEX HEAD BOLT	CPB00227-00	



Combilift Ltd		Parts Diagram		Model:C4000	Section 09
LPG EXHAUST ASSEMBLY - USA TIER II				Last Updated: 25/01/07	Ref No: CM40009.2-00
Parts List					
Item	Qty	Description	Ref No	Serial Break	
1	1	3 WAY CATALYST	CPG00062-00		
2	1	HEAT SHIELD (TIER II GM)	CMX00007-00		
3	1	FLEXIBLE EXHAUST PIPE	CPV00262-00		
4	1	CATALYTIC SUPPORT ASSEMBLY	CMX00005-00		
6	2	57MM EXHAUST CLAMP	CPV00033-00		
5	1	CATALYTIC SUPPORT MOUNTING ARM	CMX00006-00		
7	1	EXHAUST FLANGE GASKET	CPV00261-00		
8	1	ISOLATER SWITCH	CPE00121-00		
9	1	ISOLATER SWITCH KEY	CPE00122-00		
10	1	BLEEPER	CPE00059-00		
11	1	EXHAUST GUARD ASSEMBLY	CMF00324-01		
12	4	6MM FLAT WASHER	CPB00060-00		
13	4	M6X20 HEX HEAD BOLT	CPB00044-00		
14	10	8MM FLAT WASHER	CPB00015-00		
15	4	8MM SPRING WASHER	CPB00104-00		
16	4	M8 NUT	CPB00049-00		
17	3	M8 LOCK NUT	CPB00029-00		
18	1	M8X35 HEX HEAD BOLT	CPB00039-00		
19	2	M8X45 HEX HEAD BOLT	CPB00042-00		
20	7	10MM FLAT WASHER	CPB00032-00		
21	2	10MM SPRING WASHER	CPB00053-00		
22	2	M10 NUT	CPB00050-00		
23	4	M10X35 HEX HEAD BOLT	CPB00018-00		
24	3	M10X20 HEX HEAD BOLT	CPB00081-00		
25	2	12MM FLAT WASHER	CPB00082-00		
26	2	M12X35 HEX HEAD BOLT	CPB00227-00		





Ref No: CM40009.3

Rev: 01-A

Rev Date: 25/03/2010

SECTION
09

Title: LPG Exhaust Assembly - Tier 3

Parts Table

ITEM	QTY.	DESCRIPTION	PART NO.	REV.	SERIAL BREAK
1*	1	Catalytic Converter - Tier 3	CPL00328	01-A	
2	1	Tier 3 Flexi Exhaust	CPL00288	01-A	
3	1	Exhaust Manifold Gasket	CPL00343	01-A	
4	1	Exhaust Flange Gasket	CPV00261	01-A	
5	1	Exhaust Heat Shield LPG Engine	CMX00007	01-A	
6	1	Exhaust Guard Assembly (Goal Post)	CMF00324	01-A	
7	1	Catalytic Support Mounting Arm	CMX00006	01-A	
8	1	Catalytic Converter Support	CMX00005	01-A	
9	2	57mm Exhaust Clamp	CPV00033	01-A	
10	1	Back - Up Alarm 12V	CPE00059	01-A	
11	1	Isolator Switch Kit	CPE00121	01-A	
11a	1	Isolator Switch Key	CPE00122	01-A	
12	16	M8 Flat Washer	CPB00321	02-A	
13	10	M8 Spring Washer	CPB00104	01-A	
14	4	M8 Hex Nut	CPB00049	01-A	
15	3	M8 Lock Nut	CPB00029	01-A	
16	2	M8x45 Hex Head Bolt	CPB00041	01-A	
17	1	M8x35 Hex Head Bolt	CPB00039	01-A	
18	6	M10 Flat Washer	CPB00032	01-A	
19	2	M12 Flat Washer	CPB00082	01-A	
20	4	M6 Flat Washer	CPB00060	01-A	
21	4	M6 Spring Washer	CPB00126	01-A	
22	4	M6x20 Hex Head Bolt	CPB00044	01-A	
23	4	M10 Spring Washer	CPB00053	01-A	
24	2	M12 Spring Washer	CPB00074	01-A	
25	2	M10x30 Hex Head Bolt	CPB00021	01-A	
26	3	M8x30 Hex Head Bolt	CPB00135	01-A	
27	3	M8x14 Hex Head Bolt	CPB00236	01-A	
28	2	M12x40 Hex Head Bolt	CPB00008	01-A	
29	2	M10 Nut	CPB00050	01-A	
30	2	M10 x 30 Hex Head Bolt	CPB00018	04-A	

Note:*** Machine Serial Number Must Be Quoted When Ordering Item 1.**



Ref No: CM40010

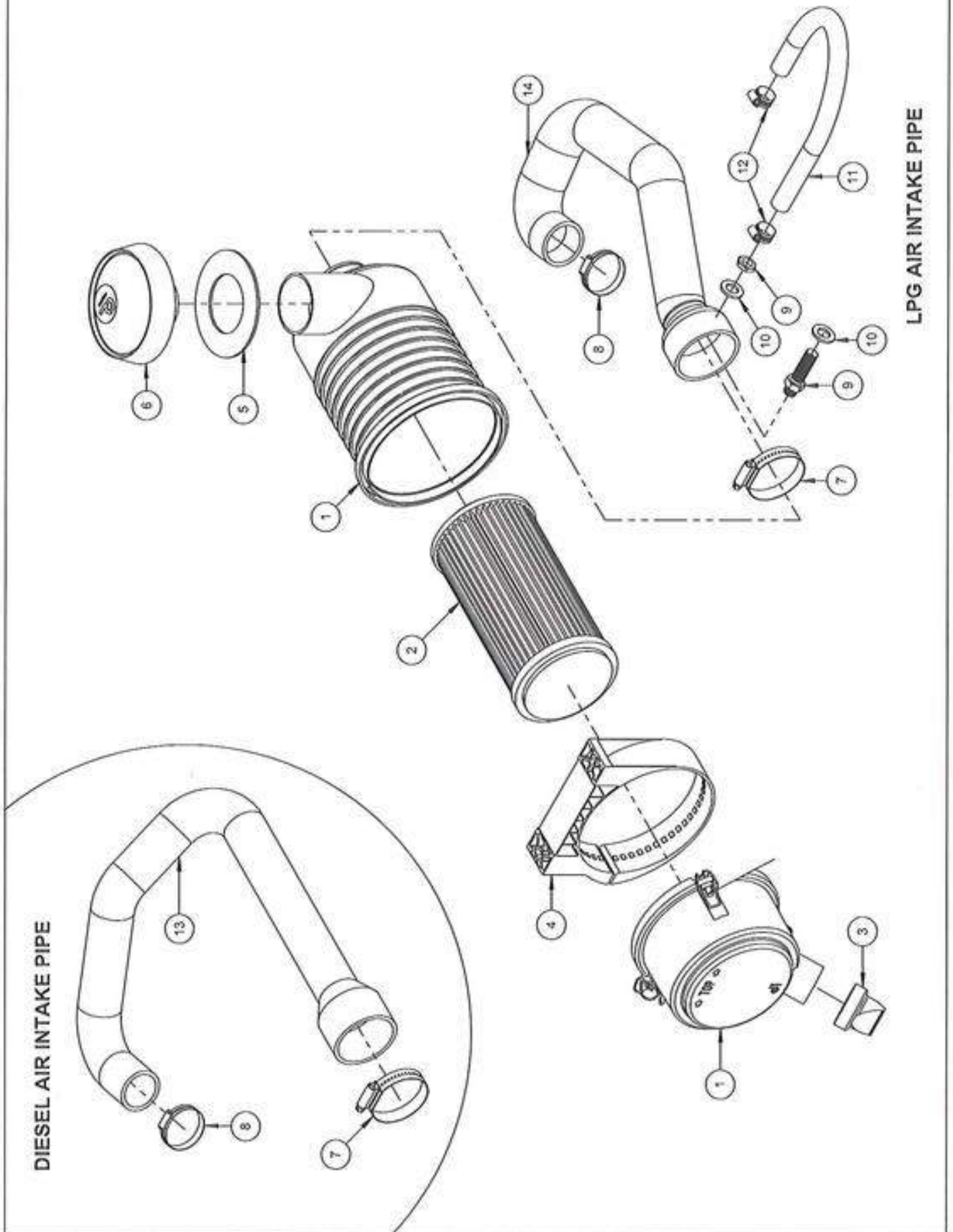
Rev: 00

Rev Date: 31/04/08

SECTION

Title: Air Filter Assembly

10





Ref No: CM40010

Rev: 00

Rev Date: 31/04/08

SECTION
10

Title: Air Filter Assembly

Parts Table

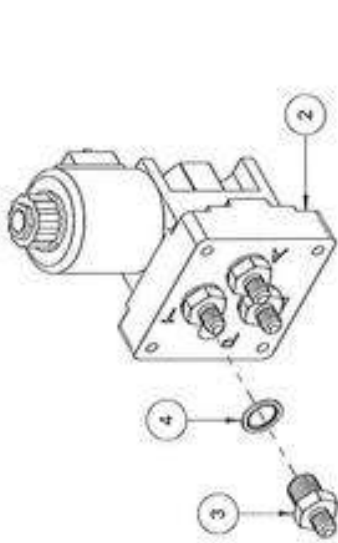
ITEM	QTY.	DESCRIPTION	PART NO.	REV.	SERIAL BREAK
1	1	Air Filter Kit	CPK00135	01-A	
2	1	Donaldson Air Filter Element	CPK00144	01-A	
3	1	Dust Valve	CPK00252	01-A	
4	1	Air Filter Mounting Bracket	CPK00148	01-A	
5	1	Air Filter - Rain Water Seal	CMP00022	01-A	
6	1	Air Filter Stack Cap/Rain Cap	CPK00149	01-A	
7	2	70-90mm Hose Clip	CPB00172	01-A	
8	2	40-64mm Breeze Hose Clip	CPC00096	01-A	
9	1	3/8" BSP Extra Long Bulkhead	VMP00017	01-A	
10	2	M16 Flat Washer	CPB00045	01-A	
11	1	∅ 15mm Hose for LPG Air Intake	SPL00060	01-A	
12	2	18-25mm Jubilee Clip	CPV00103	01-A	
13	1	Air Intake Pipe (Diesel)	CPK00173	01-A	
14	1	Air Intake Pipe (LPG Tier I & II)	CPK00026	01-A	

NOTE:

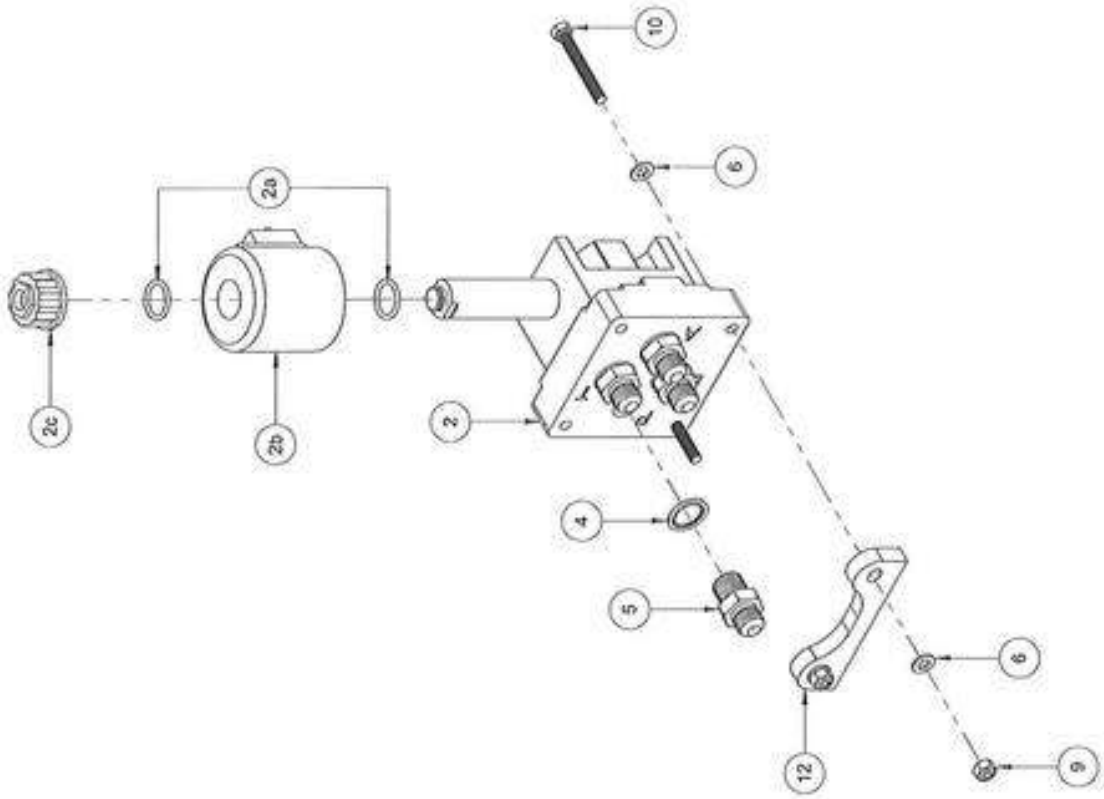
ITEMS LABELLED 1 TO 6 COME AS A KIT BUT CAN ALSO BE ORDERED INDIVIDUALLY



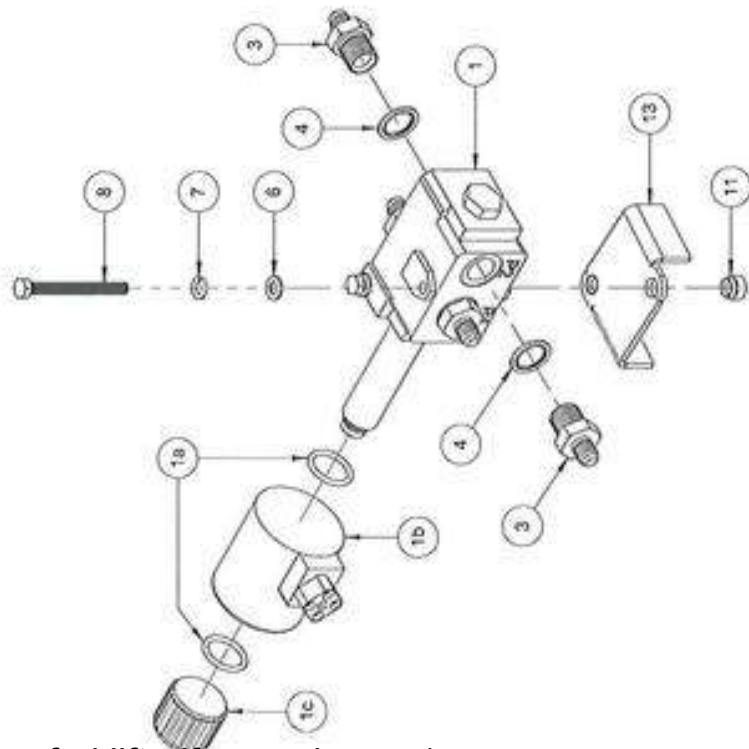
Steering Circuit 4-Port Changeover Valve
(Located On LH Platform Under Cabin)



Drive Circuit & Carousel 4-Port Changeover Valves
(Located On RH Platform Behind Hydraulic Tank)



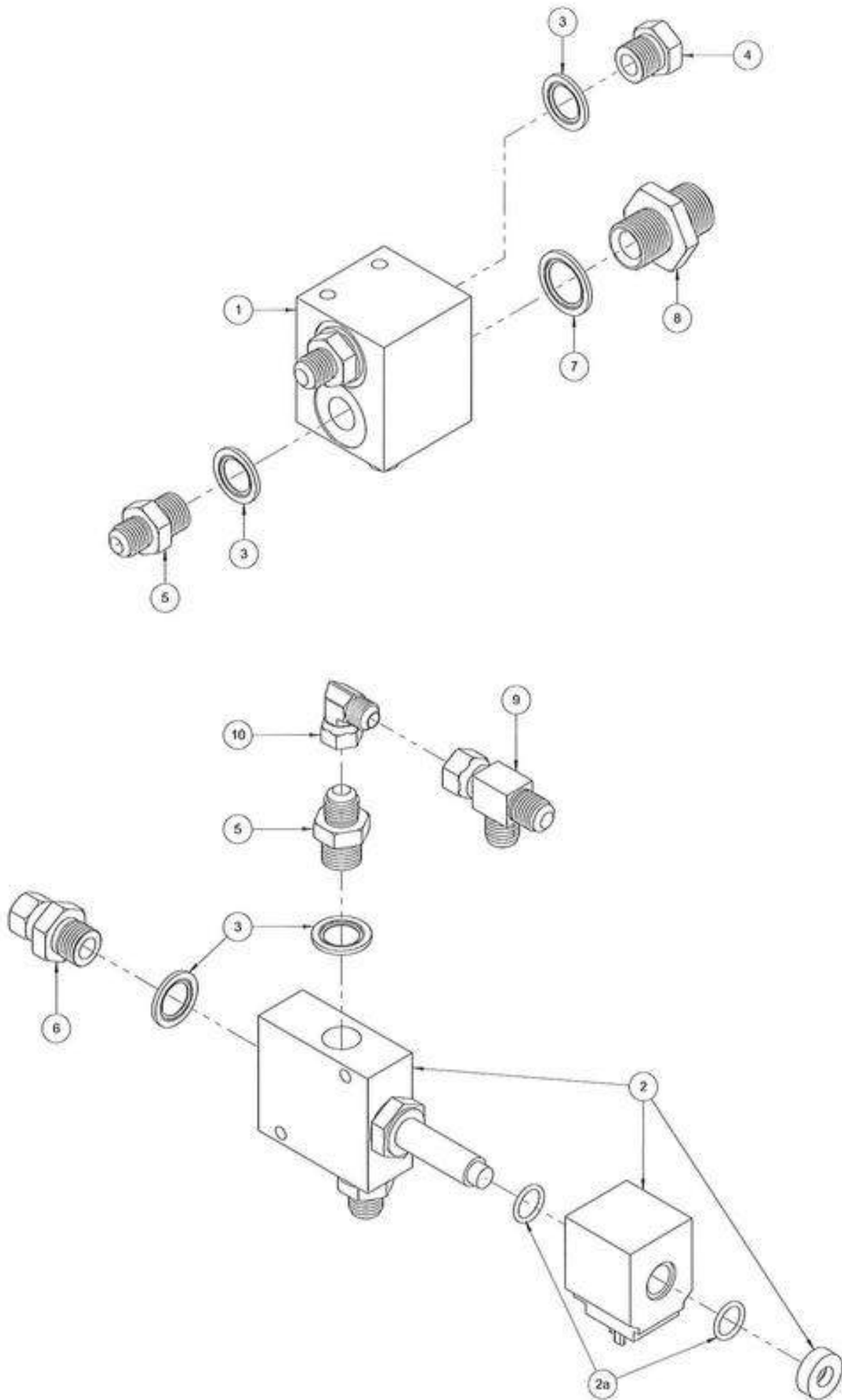
Steering Circuit 6-Port Diverter Valve
(Located On LH Platform Under Cabin)





Parts Table

ITEM	QTY.	DESCRIPTION	PART NO.	REV.	SERIAL BREAK
1	1	6-Port Diverter Valve (M9594/12)	CPHY0001	06-A	
1a	2	Diverter Valve O-ring (M9594/12)	CPHY0027	01-A	
1b	1	Diverter Valve Solenoid (2375/1/1)	CPHY0026	01-A	
1c	1	Solenoid Cap	CPHY0028	01-A	
2	3	4-Port Changeover Valve	CPHY0005	02-A	
2a	6	Changeover Valve O-ring	CPHY0120	01-A	
2b	3	Changeover Valve Solenoid (617470)	CPHY0216	01-A	
2c	3	Solenoid Cap	CPHY0028	01-A	
3	10	1/2" BSP - 9/16" JIC M/M Adaptor	CPF00014	02-A	
4	18	1/2" Bond Seal	CPF00056	03-A	
5	4	1/2" BSP - 3/4" JIC M/M Adaptor	CPF00006	04-A	
6	6	M8 Flat Washer	CPB00321	02-A	
7	2	M8 Spring Washer	CPB00104	01-A	
8	2	M8x80 Hex Head Bolt	CPB00043	01-A	
9	2	M8 Lock Nut	CPB00029	01-A	
10	2	M8x60 Hex Head Bolt	CPB00405	01-A	
11	2	M8 Weld In Nut	CPB00061	02-A	
12	1	4-Port Changeover Valve Bracket	CMF00033	01-A	
13	1	6-Port Diverter Valve Bracket	CMF00329	01-A	

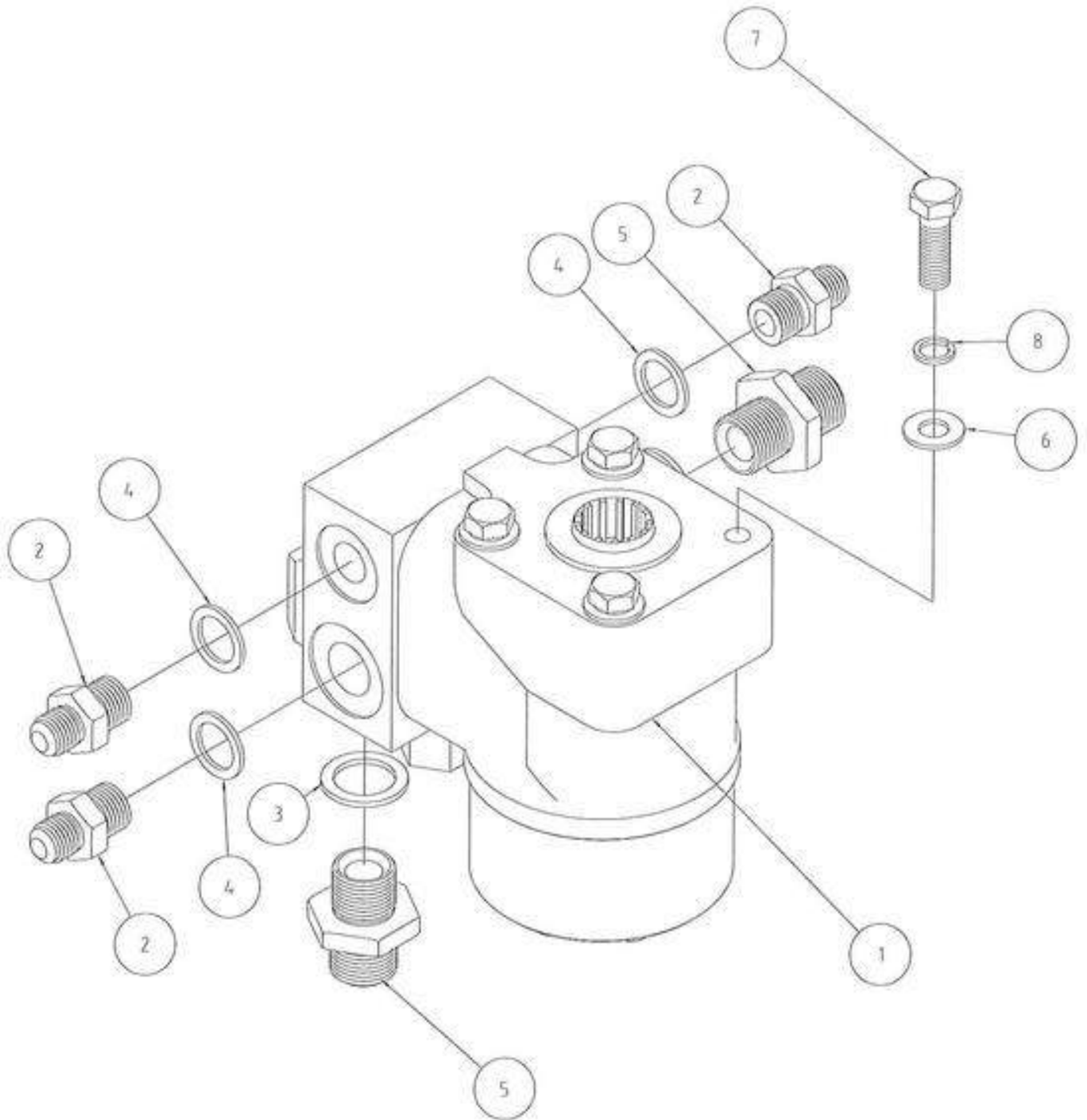




Title: Bleed Block & Brake Valve

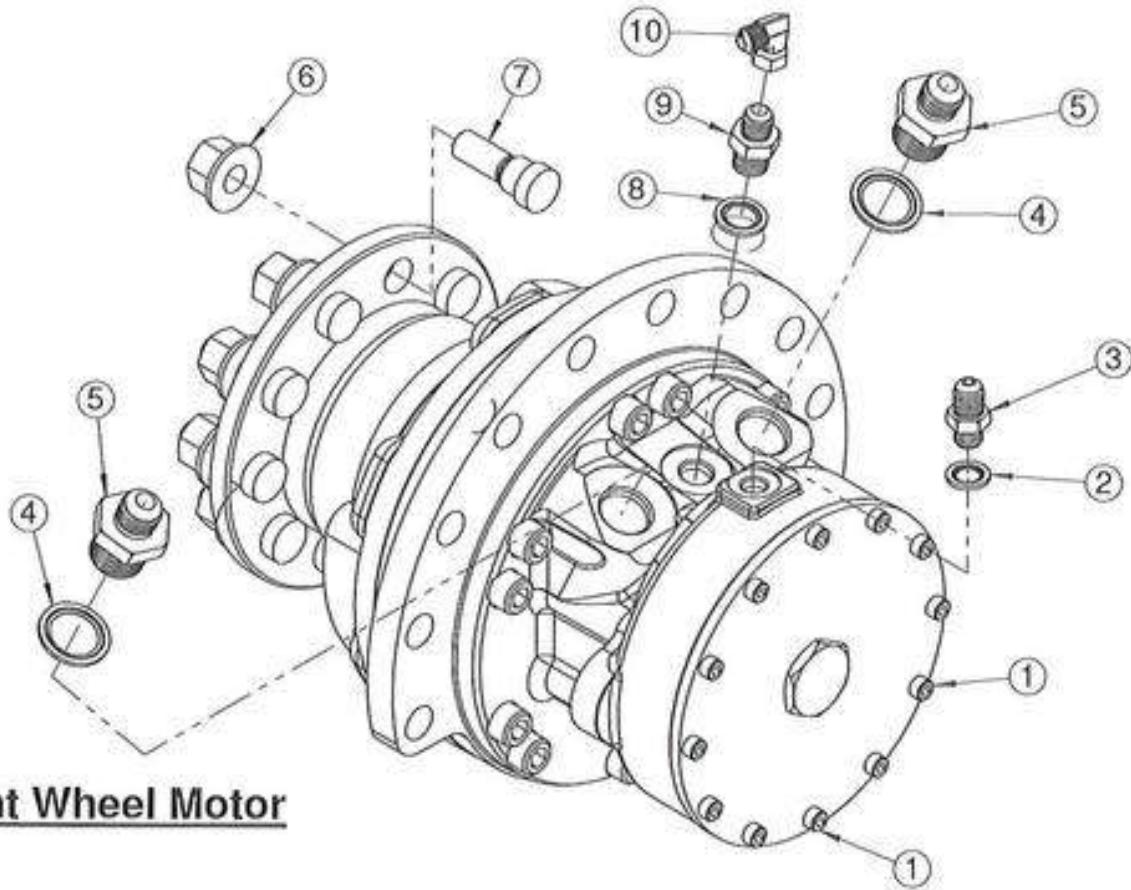
Brake Valve - Parts Table

ITEM	QTY.	DESCRIPTION	PART NO.	REV.	SERIAL BREAK
1	1	Bleed Block	SPHY0024	01-A	
2	1	Brake Valve	CPHY0006	01-A	
2a	2	Brake Valve O-Ring (12x2mm)	CPHY0042	01-A	
3	7	3/8" Bond Seal	CPF00055	01-A	
4	1	3/8" BSP Male Bung	CPF00089	01-A	
5	6	3/8"BSP - 9/16"JIC M/M Adapter	CPF00021	01-A	
6	1	3/8" BSP - 9/16" JIC M/F Adapter	CPF00068	01-A	
7	1	1/2" Bond Seal	CPF00056	03-A	
8	1	1/2" BSP - 7/8" JIC M/M Adaptor	SPF00012	02-A	
9	1	9/16" JIC Tee M/F/M	CPF00003	01-A	
10	1	9/16" JIC 90 ° M/F Adapter	CPF00069	01-A	



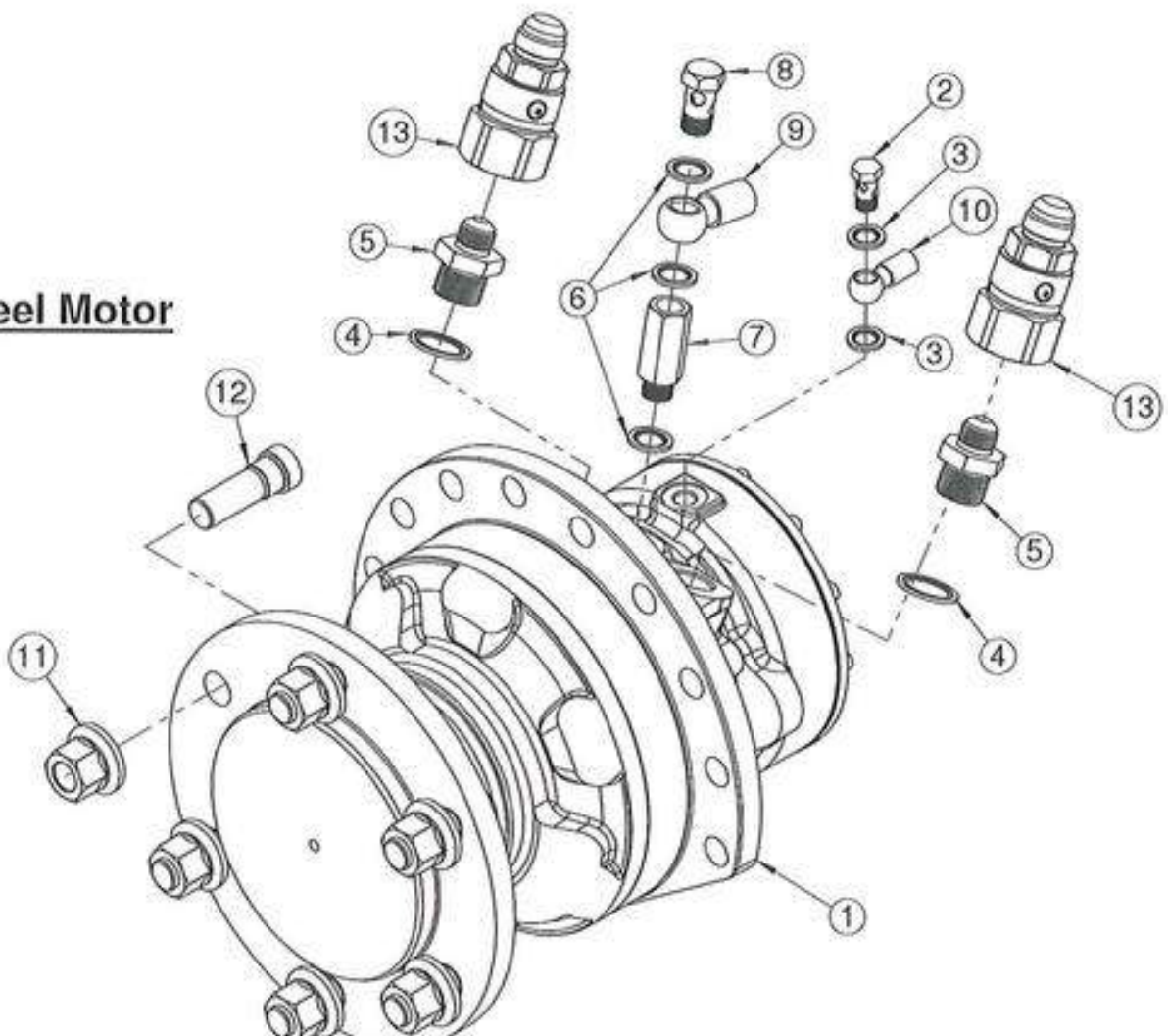
COMBILIFT STEERING MOTORRef No.
CM40012-01**SECTION 12**

Item	Qty	Description	Ref. No.	Serial Break
1	1	STEERING MOTOR UNIT	CPS00020-00	
2	3	3/8" BSP 9/16" JIC AD MM	CPF00021-00	
3	2	1/2" BOND SEAL	CPF00056-00	
4	3	3/8" BOND SEAL	CPF00055-00	
5	2	1/2" BSP 7/8" JIC AD MM	CPF00096-00	
6	4	M10 FLAT WASHER	CPB00032-00	
7	4	M10X30 HEX HEAD BOLT	CPB00021-00	
8	4	M10 SPRNG WASHER	CPB00053-00	



Front Wheel Motor

Rear Wheel Motor





Parts Table - Front Wheel Motors

ITEM	QTY.	DESCRIPTION	PART NO.	REV.	SERIAL BREAK
1	1	Drive Motor - 260cc + Brake MCR05 *	CPHY0218	01-B	15780
1	1	Drive Motor - 260cc + Brake MS05 *	CPHY0017		
2	1	1/4" Bond Seal	CPF00054	01-A	
3	1	1/4" BSP 9/16" JIC Male/Male Adapter	SPF00027	01-A	
4	2	3/4" Bond Seal	CPF00057	01-A	
5	2	3/4" BSP - 3/4" JIC Male/Male Adapter	CPF00007	01-A	
6	10	Wheel Nut (MCR05 --- R921852963) *	CPW00040	01-A	15780
6	10	Wheel Nut To Suit MS05 / MSE05 *	CPW00007		
7	10	Wheel Stud (MCR05 ---- R921174862) *	CPW00039	01-B	15780
7	10	Wheel Stud MS05 / MSE05 (2627935B) *	CPW00008		
8	1	3/8" Bond Seal	CPF00055	01-A	
9	1	3/8" BSP - 9/16" JIC M/M Adapter	CPF00021	01-A	
10	1	9/16" JIC 90degree M/F Adapter	CPF00069	01-A	15780

Note:

You **"Must"** quote the serial number of the truck when ordering the following items: 1 & 6-7 *

Parts Table - Rear Wheel Motor

ITEM	QTY.	DESCRIPTION	PART NO.	REV.	SERIAL BREAK
1	1	Rear Wheel Motor *	cphy0107	03-A	
2	1	1/4" BSP Banjo Bolt	CPF00102	01-A	
3	2	1/4" Bond Seal	CPF00054	01-A	
4	2	3/4" Bond Seal	CPF00057	01-A	
5	2	3/4" BSP - 3/4" JIC Male/Male Adapter	CPF00007	01-A	
6	3	3/8" Bond Seal	CPF00055	01-A	
7	1	Long Extension Fitting - 3/8" BSP M/F	CPF00148	01-A	
8	1	3/8" Banjo Bolt	CPF00097	01-A	
9	1	Bleed Hose *	See Section 24	01-A	
10	1	Brake Hose *	See Section 24	01-A	
11	6	Wheel Nut - R921854978 *	CPW00018	02-A	
12	6	Wheel Stud - R921174920 *	CPW00019	02-A	
13	2	Parker swivel Fitting 3/4" BSP	CPHY0002	01-A	

Note:

You **"Must"** quote the serial number of the truck when ordering the following items: 1 & 9-12 *



Ref No: CM40014

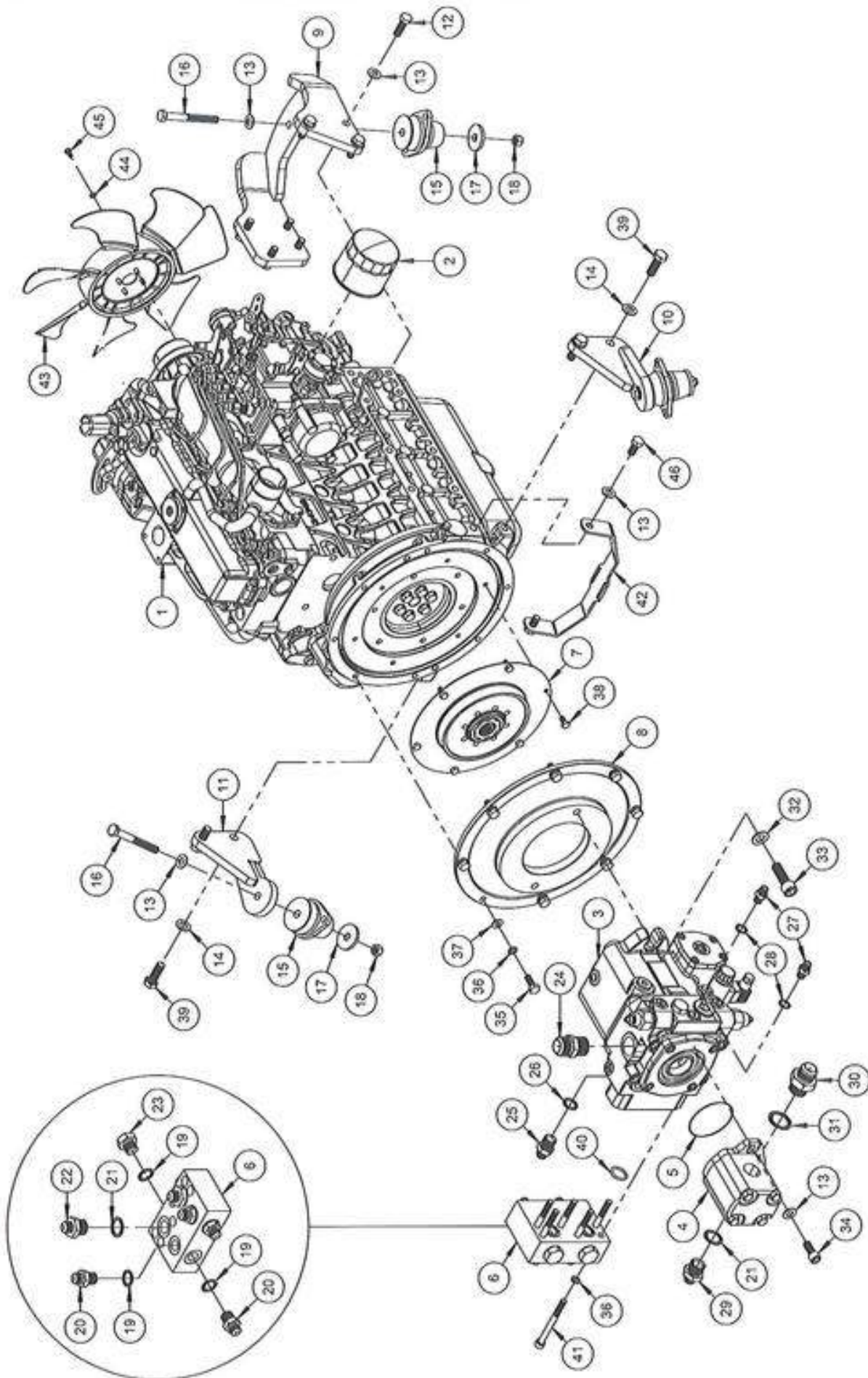
Rev: 02

Rev Date: 30/04/08

SECTION

Title: Engine/Pump Assembly - Diesel

14





Ref No: CM40014

Rev: 02

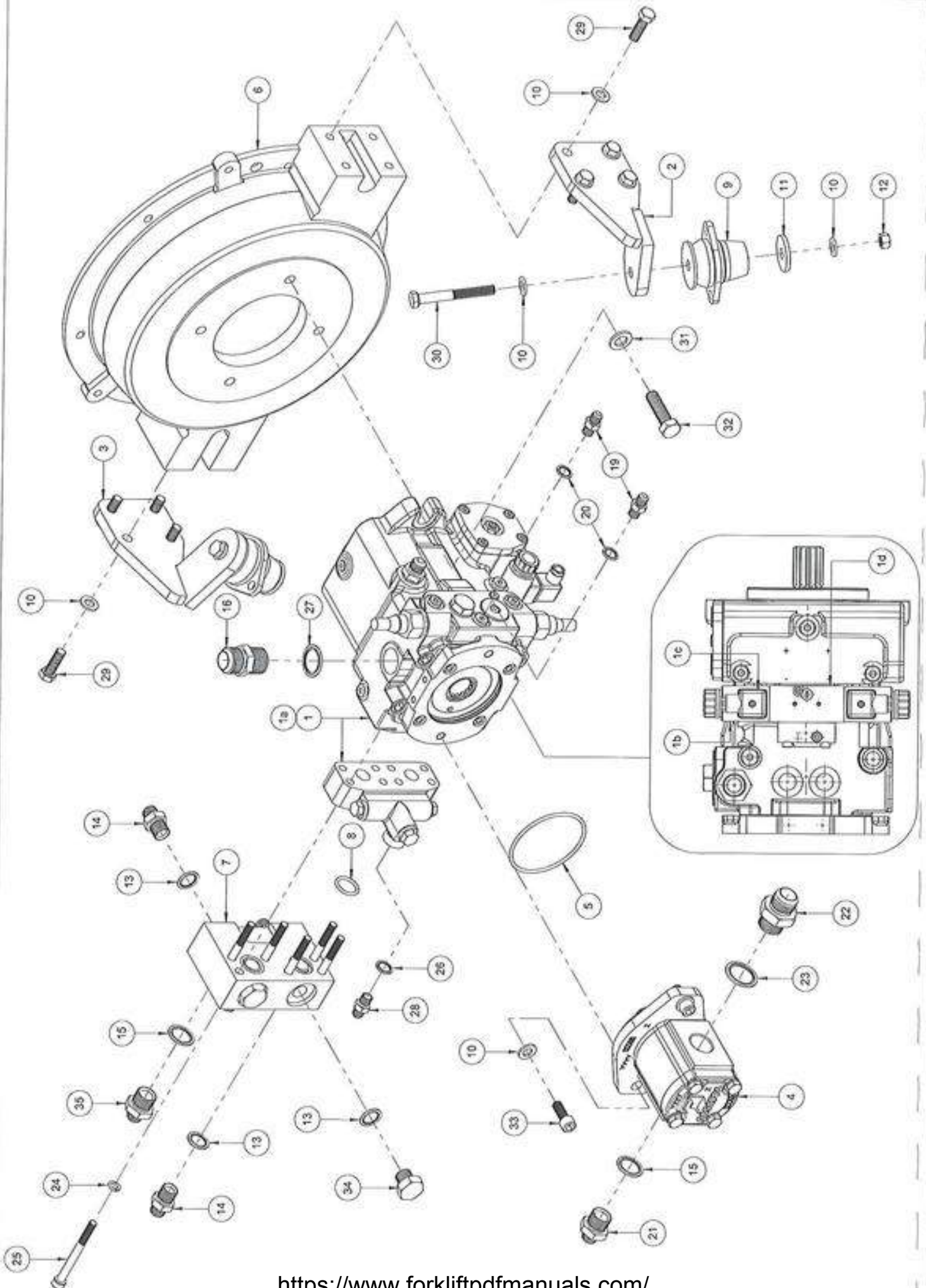
Rev Date: 30/04/08

SECTION
14

Title: Engine/Pump Assembly - Diesel

Parts Table

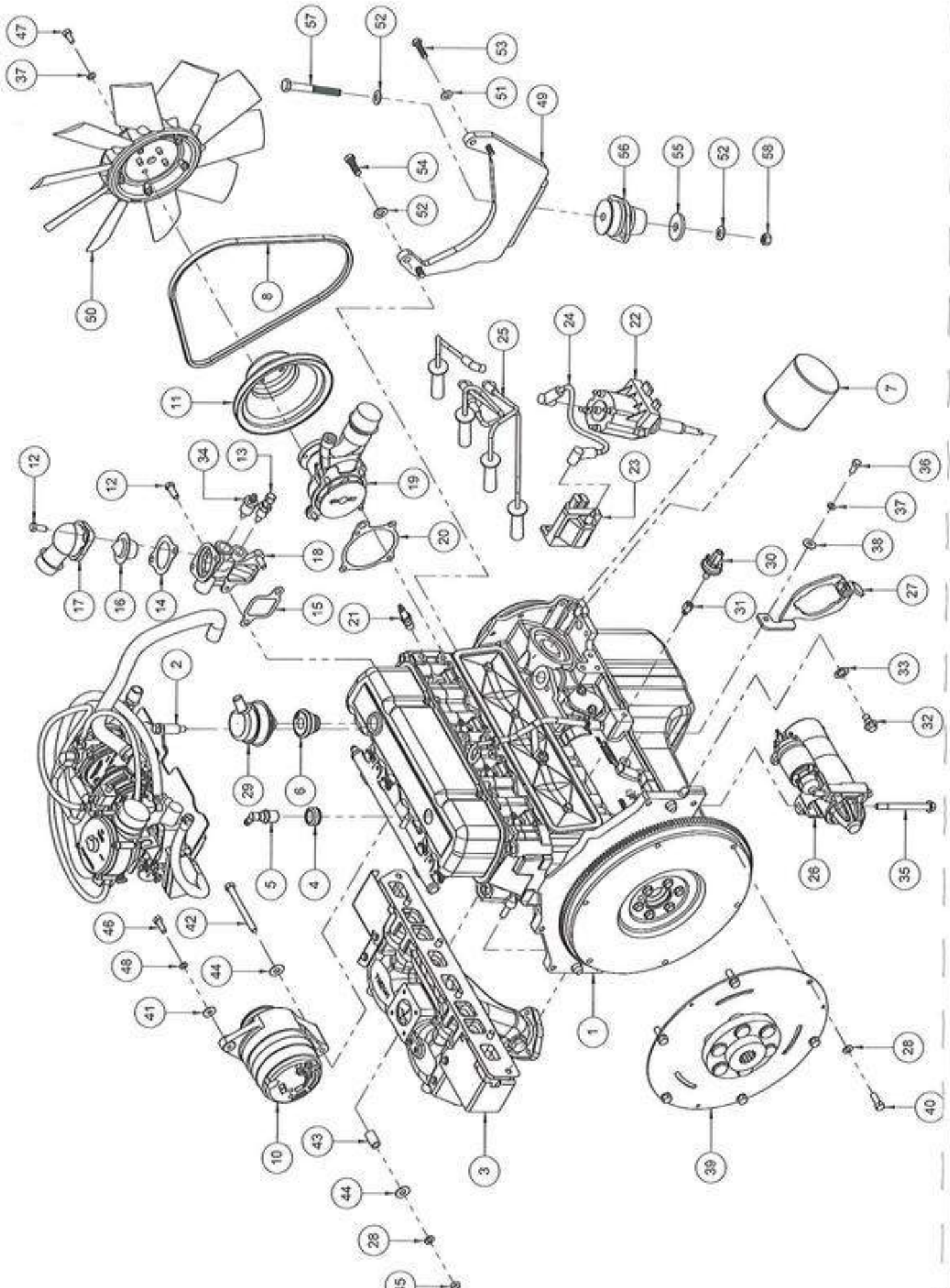
ITEM	QTY.	DESCRIPTION	PART NO.	REV.	SERIAL BREAK
1	1	Turbo Diesel Engine	CPK00178	01-A	
2	1	Engine Oil Filter	CPK00005	01-A	
3	1	Hydrostatic Drive Pump	CPHY0066	02-A	
4	1	Gear Pump	CPHY0156	01-A	
5	1	Gear Pump O-Ring	CPSK0038	01-A	
6	2	Manifold Block	CPHY0130	01-A	
7	1	Coupling Plate Assembly	CPK00180	01-A	
8	1	Bell Housing	CPK00180	01-A	
9	1	Front Engine Mount	CMK00030	01-A	
10	2	Rear R.H. Engine Mount	CMK00063	01-A	
11	2	Rear L.H. Engine Mount	CMK00062	01-A	
12	7	M12x35 Hex Head Bolt (1.25 Set)	CPB00276	01-A	
13	14	M12 Flat Washer	CPB00082	01-A	
14	4	M14 Flat Washer	CPB00017	01-A	
15	3	Rubber Engine Mount	CPV00005	01-A	
16	3	M12x100 Hex Head Bolt	CPB00288	01-A	
17	3	Engine Mount Washer	CMV00028	01-A	
18	3	M12 Nylon Lock Nut	CPB00123	01-A	
19	12	1/2" Bond Seal	CPF00056	01-A	
20	8	1/2"BSP - 3/4"BSP M/M Adaptor	CPF00006	01-A	
21	5	3/4" Bond Seal	CPF00057	01-A	
22	4	3/4"BSP - 3/4"JIC M/M Adaptor	CPF00007	01-A	
23	4	1/2" BSP Bung	CPF00032	01-A	
24	1	M33 - 1"5/16 BSP M/M Adaptor	CPF00084	01-A	
25	1	M22 - 3/4"JIC M/M Adaptor	CPF00098	01-A	
26	1	M22 Bond Seal	CPF00156	01-A	
27	2	M14 - 9/16"JIC M/M Adaptor	CPF00025	01-A	
28	2	M14 Bond Seal	CPF00052	01-A	
29	1	3/4"BSP - 7/8"JIC M/M Adaptor	SPF00010	01-A	
30	1	1"BSP - 1"5/16JIC M/M Adaptor	CPF00183	01-A	
31	1	1" Bond Seal	CPF00058	01-A	
32	2	M16 Flat Washer	CPB00045	01-A	
33	2	M16x50 Socket Head Bolt	CPB00152	01-A	
34	2	M12x30 Socket Head Bolt	CPB00153	01-A	
35	8	M10x25 Hex Head Bolt	CPB00187	01-A	
36	14	M10 Spring Washer	CPB00053	01-A	
37	8	M10 Flat Washer	CPB00032	01-A	
38	6	M8x14 Hex Head Bolt	CPB00236	01-A	
39	4	M14x40 Hex Head Bolt (1.5 Set)	CPB00150	01-A	
40	2	Drive Manifold O-Ring	CPHY0086	01-A	
41	6	M10x90 Socket Head Bolt	CPB00141	01-A	
42	1	Return Pipe Support Bracket - Diesel	CMK00031	01-A	
43	1	Fan	CPK00038	01-A	
44	1	M6 Flat Washer	CPB00060	01-A	
45	1	M6x12 Hex Head Bolt	CPB00031	01-A	
46	2	M12x25 Hex Head Bolt (1.25 Set)	CPB00287	01-A	





Parts Table

ITEM	QTY.	DESCRIPTION	PART NO.	REV.	SERIAL BREAK
1	1	Drive Pump (R902089912)	CPHY0066	04-A	
1a	1	Purge Valve (R902048759)	CPHY0170	02-A	
1b	2	Drive Pump Solenoid (R902602669)	CPHY0041	01-A	
1c	2	Solenoid Plug	CPHY0067	01-A	
1d	1	DA Valve Gasket	CPHY0055	01-A	
2	2	RH Front Engine Mount Bracket	CMG00006	01-A	
3	2	RH Rear Engine Mount Bracket	CMG00007	01-A	
4	1	22.5cc Gear Pump	CPHY0156	01-A	
5	1	O-Ring For Gear Pump	CPSK0038	02-A	
6	1	Bell Housing (7260600)	CPL00187	01-A	
7	1	Drive Manifold	CPHY0130	08-A	
8	2	Drive Manifold O-Ring	CPHY0086	01-A	
9	2	Rubber Engine Mount	CPV00005	01-A	
10	14	M12 Flat Washer	CPB00082	01-A	
11	2	Engine Mount Washer	CMV00028	01-A	
12	2	M12 Lock Nut	CPB00123	01-A	
13	6	1/2" Bond Seal	CPF00056	03-A	
14	4	1/2" BSP - 3/4" JIC M/M Adaptor	CPF00006	04-A	
15	3	3/4" Bond Seal	CPF00057	01-A	
16	1	M33 - 1" 5/16 JIC M/M Adaptor	CPF00084	02-A	
17	2	M22 - 3/4" JIC M/M Adapter	CPF00098	01-A	
18	2	M22 Bond Seal	CPF00156	01-A	
19	2	M14 - 9/16" JIC M/M Adapter	CPF00025	01-A	
20	2	M14 Bond Seal	CPF00052	01-A	
21	1	3/4" BSP - 7/8" JIC M/M Adapter	SPF00010	01-A	
22	1	1" BSP - 1"5/16 JIC M/M Adapter	CPF00183	01-A	
23	1	1" Bond Seal	CPF00058	01-A	
24	6	M10 Spring Washer	CPB00053	01-A	
25	6	M10x90 Socket Cap Bolt	CPB00141	01-A	
26	1	M16 Bond Seal	CPF00100	01-A	
27	1	M33 Bond Seal	CPF00105	01-A	
28	1	M16 - 9/16" JIC M/M Adaptor	SPF00021	01-A	
29	8	1/2"UNCx1"1/2 Hex Head Bolt	CPB00281	01-A	
30	2	M12x100 (Class 12.9) PT Hex Head Bolt	CPB00010	01-A	
31	2	M16 Flat Washer	CPB00045	01-A	
32	2	5/8" UNCx2" Hex Head Bolt	CPB00418	01-A	
33	2	M12x30 Socket Head Bolt	CPB00153	01-A	
34	2	1/2" BSP Bung	CPF00032	01-A	
35	2	3/4" BSP - 3/4" JIC Male/Male Adapter	CPF00007	01-A	





Parts Table

ITEM	QTY.	DESCRIPTION	PART NO.	REV.	SERIAL BREAK
1	1	3.0L LPG Engine (LT30RB-CL101) Tier 1	CPL00000	01-A	
1	1	3.0L LPG Engine - Tier 4	CPL00373	01-A	
2	1	Fuel Supply System Assembly	See Section 14.1bi	01-A	
3	1	Exhaust Manifold Assembly	See Section 14.1bii	01-A	
4	1	PCV Valve Grommet (7120140)	CPL00106	01-A	
5	1	Valve Case Breather (7120010)	CPL00109	01-A	
6	1	Oil Filter Grommet (7110290)	CPL00104	01-A	
7	1	Engine Oil Filter (7110850)	CPL00007	01-A	
8	1	Fan Belt (10x1015) (80377)	CPL00003	01-A	
9	1	Starter Motor 2KW (7244524)	CPL00346	01-A	
10	1	Alternator (7244700)	CPL00322	01-A	
11	1	Water Pump Pulley (98211)	CPL00139	01-A	
12	4	3/8"-16x1" Hex Head Bolt (90325100)	CPL00131	01-A	
13	1	Temp Sensor Switch (7144790)	CPL00289	01-A	
14	1	Thermostat Gasket (7140310)	CPL00094	01-A	
15	1	Thermostat Housing Gasket (7142100)	CPL00095	01-A	
16	1	Thermostat (7142080)	CPL00011	01-A	
17	1	Thermostat Outlet Knuckle (7142071)	CPL00102	01-A	
18	1	Thermostat Housing (7140360)	CPL00103	01-A	
19	1	Water Pump (7142060)	CPL00005	01-A	
20	1	Water Pump Gasket (7142030)	CPL00050	01-A	
21	4	R45TS Spark Plug 3.0L (7240010)	CPL00058	01-A	
22	1	Distributor Assembly 3.0L (7241750)	CPL00116	01-A	
23	1	Ignition Coil 3.0L 7242320 (7243730)	CPL00030	01-A	
24	1	Ignition Coil Secondary Wires (7241820)	CPL00055	01-A	
25	1	Ignition Plug Wire Set (7241830)	CPL00057	01-A	
26	1	2kW Starter Motor (7244520)	CPL00346	01-A	
27	1	Starter Bracket (B4-50330-001)	CPL30045	01-A	
28	13	3/8" Spring Washer (93300000)	CPL00130	01-A	
29	1	Crankshaft Vent Breather (98096)	CPL00194	01-A	
30	1	3.0L Oil Pressure Switch (7110880)	CPL00063	01-A	
31	1	1/8x1/8" Reducer Fitting (7242360)	CPL00332	01-A	
32	1	Oil Pan Drain Plug	CPL00224	01-A	
33	1	Oil Pan Drain Plug Washer	CPL00015	01-A	
34	1	Water Temperature Sender (700427)	CPL00091	01-A	
35	2	Bolt For Starter Motor 3.0L (7242530)	CPL00036	01-A	
36	1	5/16"-18x1" Hex Head Bolt (90205100)	CPL00419	01-A	
37	6	5/16" Lock Washer (93200000)	CPLF0019	01-A	
38	1	5/16" Flat Washer (92200000)	CPL00427	01-A	
39	1	3.0L - 63cc Drive Pump Coupling (7260480)	CPL00185	01-A	
40	6	3/8"-16x1" Hex Head Bolt (90305100)	CPL00421	01-A	
41	1	5/16" Flat Washer (92200000)	CPL00427	01-A	
42	1	3/8"-16x4" Hex Head Bolt (90305400)	CPL00445	01-A	
43	1	Alternator Bracket Spacer 3.0L (7244570)	CPL20004	01-A	
44	2	3/8" Flat Washer (92300000)	CPL00428	01-A	
45	1	3/8"-16 Flange Nut (95300010)	CPL00376	01-A	
46	1	M8-1.25x25mm Hex Head Bolt (98333025)	CPL40018	01-A	
47	4	5/16"-24x3/4" Hex Head Bolt (90215075)	CPLF0017	01-A	
48	1	M8 Lock Washer (93930000)	CPL40016	01-A	
49	1	LH Vertical Engine Mount	CMG00001	01-A	
50	1	Puller Fan (BECC0141500)	CPV00130	01-A	
51	2	M10 Flat Washer	CPB00032	02-A	
52	4	M12 Flat Washer	CPB00082	01-A	
53	2	3/8"UNCx1"1/4 Hex Head Bolt	CPB00234	01-A	
54	2	7/16"UNCx1"1/4 Hex Head Bolt	CPB00235	01-A	
55	1	Engine Mount Washer	CMV00028	01-A	
56	1	Rubber Engine Mount	CPV00005	01-A	
57	1	M12x100 (Class 12.9) HT Hex Head Bolt	CPB00010	01-A	
58	1	M12 Lock Nut	CPB00123	01-A	

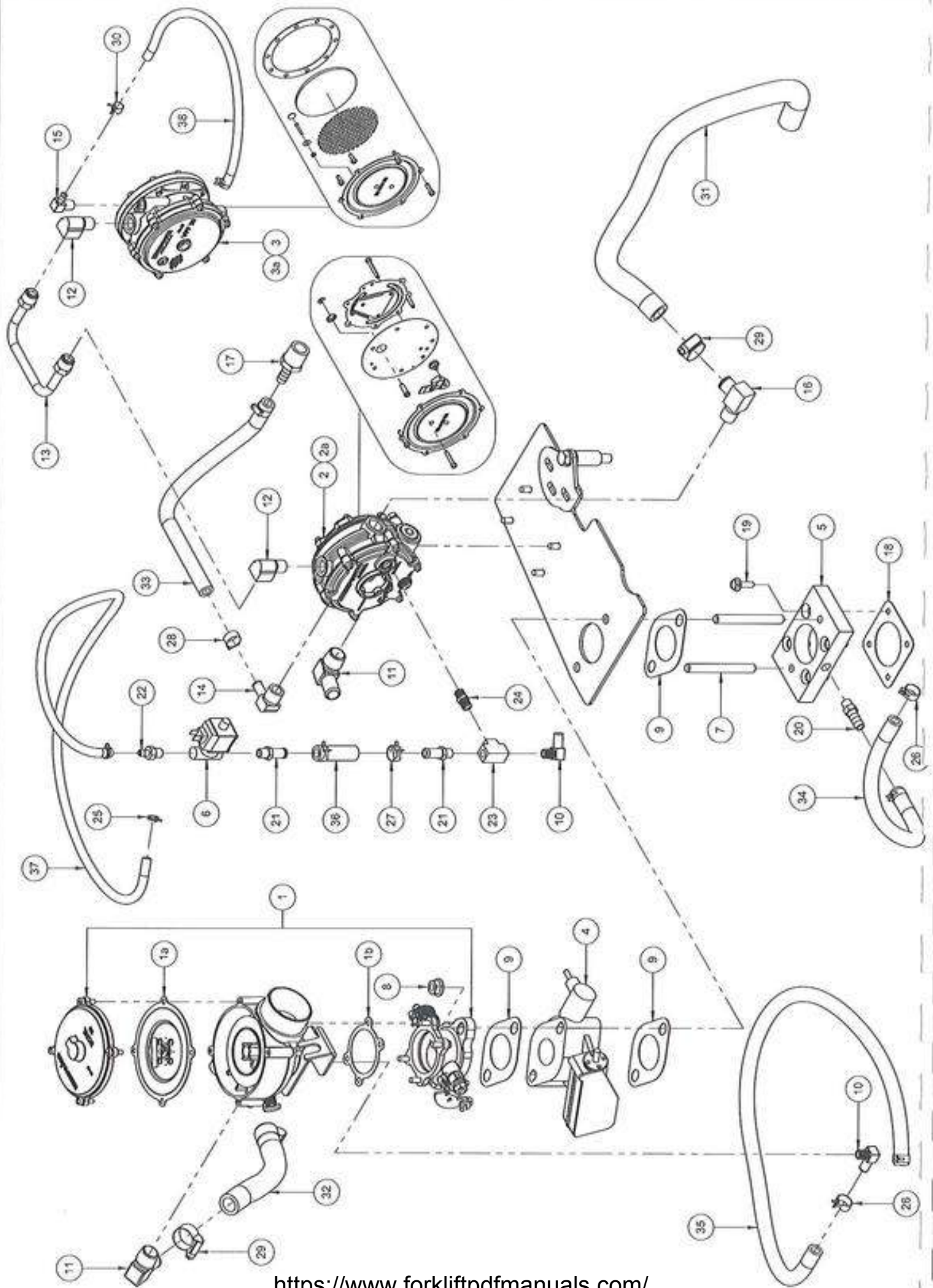
Note:

- Machine Serial Number Must Be Quoted When Ordering Any Of The Items Above.



Parts Table

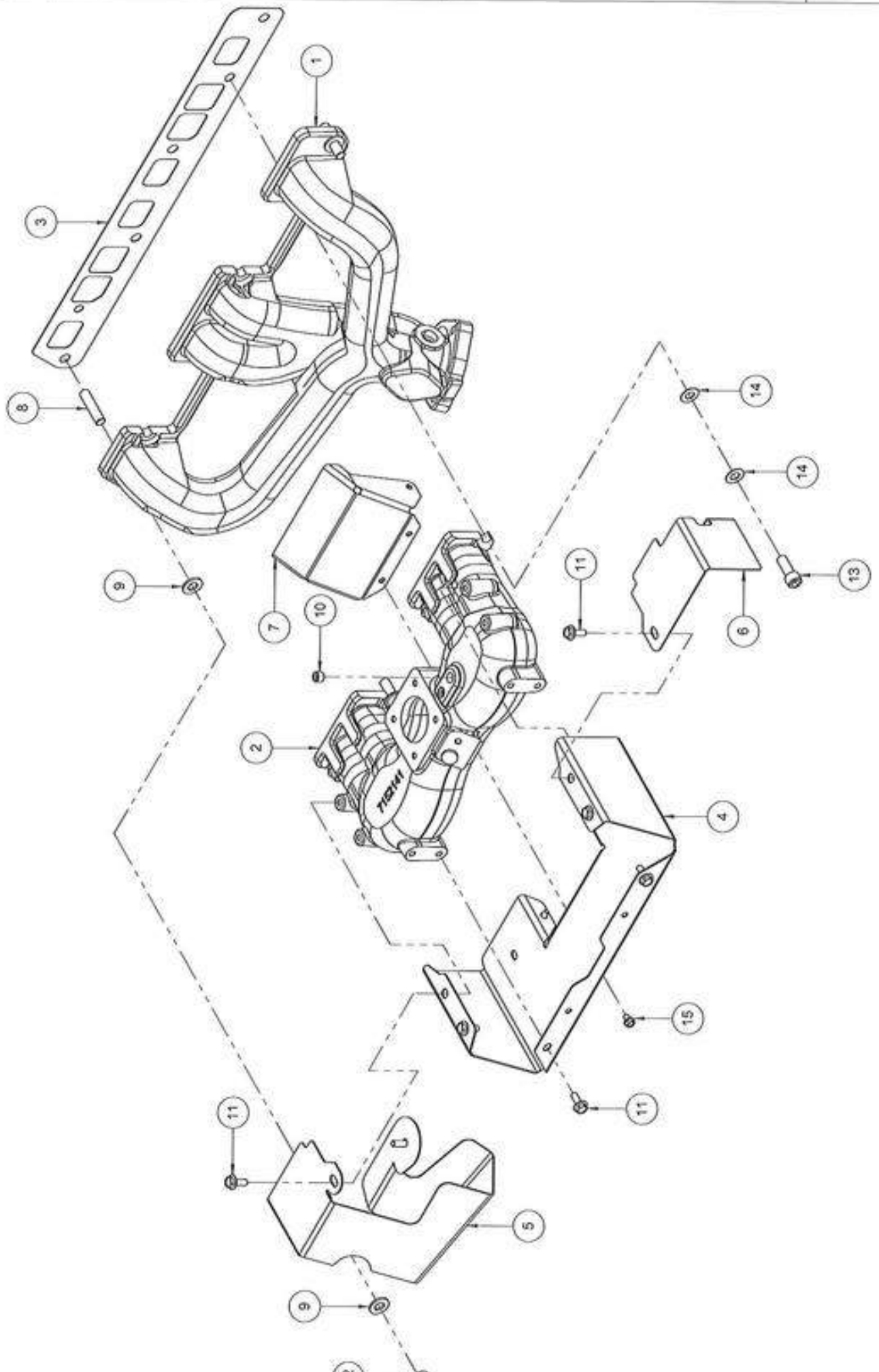
ITEM	QTY.	DESCRIPTION	PART NO.	REV.	SERIAL BREAK
1	1	Carburetor (CA100-010)	CPL00108	01-A	
1a	1	Carburetor Repair Kit (RK-CA100)	CPL00129	01-A	
1b	2	Throttle Mixer Gasket (G1-11)	CPL30025	01-A	
2	1	Regulator (Cobra)	CPL00066	01-A	
2a	1	Regulator Repair Kit (RK-EPR-3)	CPL30030	01-A	
3	1	Vacuum Fuel Lock/Filter (VFF30)	CPL00124	01-A	
3a	1	Vacuum Fuel Lock/Filter Repair Kit	CPL00127	01-A	
4	1	Governor (7161990)	CPL00079	01-A	
5	1	Adaptor Block (A4-51320-001)	CPL30048	01-A	
6	2	3/8"-16x3.5" Stud (7171460)	CPL00405	01-A	
7	2	3/8"-16 Flange Nut (95300010)	CPL00376	01-A	
8	3	Governor Gasket (7172980)	CPL00107	01-A	
9	3	1/8"NPT - 3/8" 90° Fitting (F4-12)	CPL00300	01-A	
10	2	90° Elbow Fitting (F4-19)	CPLF0044	01-A	
11	2	Elbow INV FL 3/8" (30573)	CPL00333	01-A	
12	1	Gas Pipe (7171170) Cobra - VFF30	CPL00329	01-A	
13	1	3/8"NPT-3/8" Hose 90° Fitting (7020000)	CPLF0048	01-A	
14	1	1/8"NPT-1/4" Hose 90° Fitting (F4-8)	CPLF0045	01-A	
15	1	3/8"NPT-5/8" Hose 90° Water Fitting (F4-17)	CPL00334	01-A	
16	1	1/2"-14 NPT-3/8" Hose Barb Adapter (7173610)	CPLF0049	01-A	
17	1	Bosch ETP Gasket (G1-50449-001)	CPL30026	01-A	
18	4	M6-1.0 x 20mm Hex Head Flange Bolt	CPL20017	01-A	
19	1	1/8"-27NPTx3/8" Hose Barb Adapter (7171430)	CPLF0047	01-A	
20	6	3/8" Vent Hose Clamp (717262)	CPL00406	01-A	
21	5	#8 Hose Clamp (80543)	CPL00385	01-A	
22	4	7/16" Spring Hose Clip (C2-16664-7)	CPLF0053	01-A	
23	1	Water Hose - (18343-A2)	CPL00227	01-A	
24	1	16mm ID Hose (Quote Length Required)	CPLF0001	01-A	
25	1	16mm ID Hose (Quote Length Required)	CPLF0001	01-A	
26	1	10mm ID Hose (Quote Length Required)	CPLF0002	01-A	
27	1	10mm ID Hose (Quote Length Required)	CPLF0002	01-A	
28	1	5mm ID Hose (Quote Length Required)	CPLF0003	01-A	
29	1	5mm ID Hose (Quote Length Required)	CPLF0003	01-A	





Parts Table

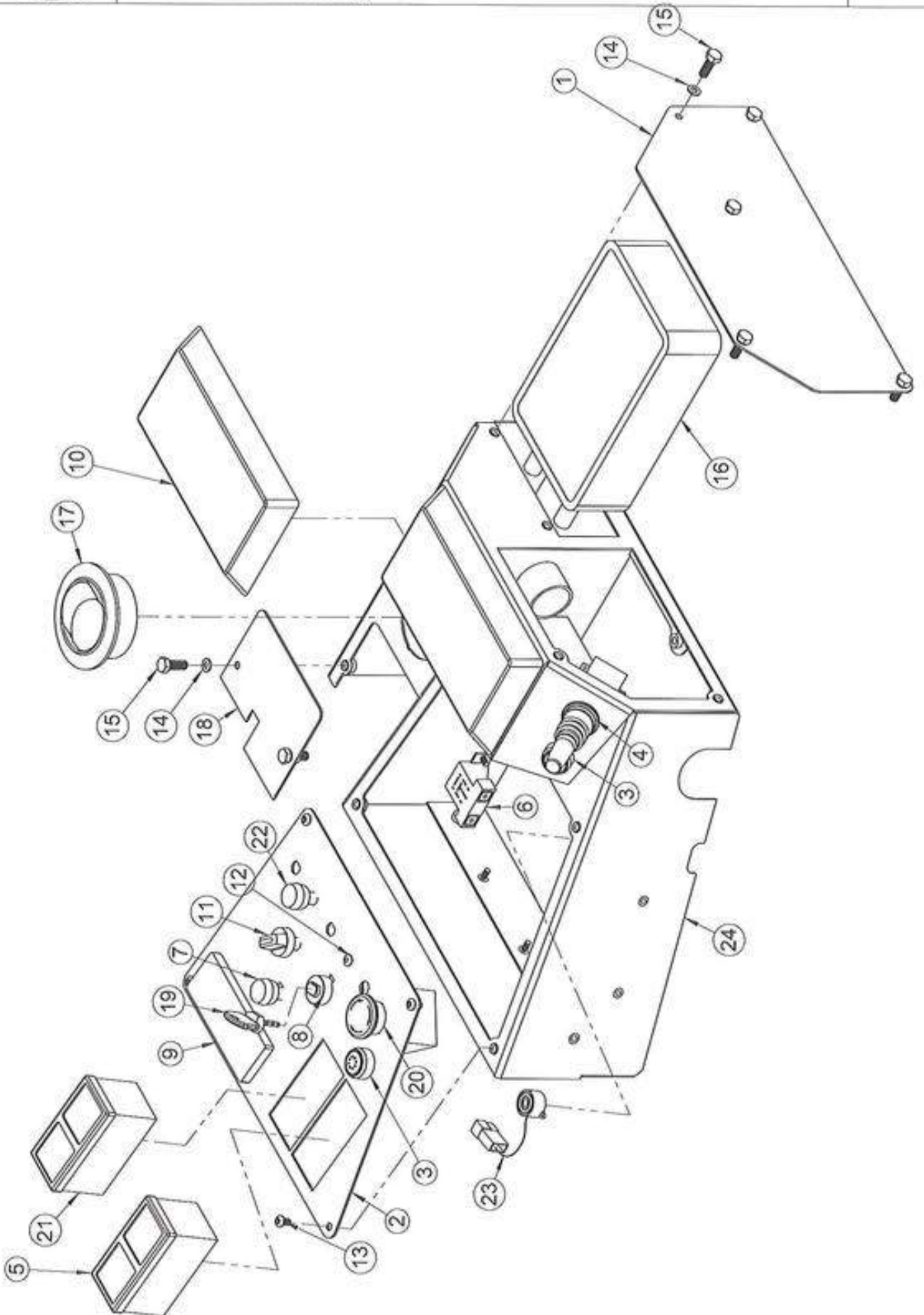
ITEM	QTY.	DESCRIPTION	PART NO.	REV.	SERIAL BREAK
1	1	Carburetor (CA100-010)	CPL00108	01-A	
1a	1	Carburetor Repair Kit (RKC100)	CPL00129	01-A	
1b	2	Throttle Mixer Gasket (G1-11)	CPL30025	01-A	
2	1	Regulator (Cobra)	CPL00066	01-A	
2a	1	Regulator Repair Kit (RK-EPR-3)	CPL30030	01-A	
3	1	Vacuum Fuel Lock/Filter (VFF30)	CPL00124	01-A	
3a	1	Vacuum Fuel Lock/Filter Repair Kit	CPL00127	01-A	
4	1	Governor (7161990)	CPL00079	01-A	
5	1	Adaptor Block (A4-51320-001)	CPL30048	01-A	
6	1	FCV Solenoid Assembly (AV1-15115-4)	CPL00304	01-A	
7	2	3/8"-16x3.5" Stud (7171460)	CPL00405	01-A	
8	2	3/8"-16 Flange Nut (95300010)	CPL00376	01-A	
9	3	Governor Gasket (7172980)	CPL00107	01-A	
10	2	1/8"NPT-3/8" 90° Fitting (F4-12)	CPL00300	01-A	
11	2	90° Elbow Fitting (F4-19)	CPLF0044	01-A	
12	2	Elbow INV FL 3/8" (30573)	CPL00333	01-A	
13	1	Gas Pipe (7171170) Cobra - VFF30	CPL00329	01-A	
14	1	3/8"NPT-3/8" Hose 90° Fitting (7020000)	CPLF0048	01-A	
15	1	1/8"NPT-1/4" Hose 90° Fitting (F4-8)	CPLF0045	01-A	
16	1	3/8"NPT-5/8" Hose 90° Water Fitting (F4-17)	CPL00334	01-A	
17	1	1/2"-14NPTx3/8" Hose Barb Adapter (7173610)	CPLF0049	01-A	
18	1	Bosch ETP Gasket (G1-50449-001)	CPL30026	01-A	
19	4	M6-1.0 x 20mm Hex Flange Bolt	CPL20017	01-A	
20	1	1/8"-27NPTx3/8" Hose Barb Adapter (7171430)	CPLF0047	01-A	
21	2	1/8"NPT-3/8" Brass Fitting (2H-103B)	CPL00305	01-A	
22	1	1/8"NPT-1/4" Brass Fitting (F4-15840)	CPL00308	01-A	
23	1	1/8"NPT-3/8" Brass Tee (2H-103B)	CPL00305	01-A	
24	1	1/8"NPT Brass Hex Nipple Fitting (F4-33)	CPL00309	01-A	
25	2	1/4" Hose Clamp C2-30 (6500070911)	CPL00310	01-A	
26	4	3/8" Vent Hose Clamp (7172620)	CPL00406	01-A	
27	2	5/8" Hose Clamp (C2-16664-1)	CPL00303	01-A	
28	2	#8 Hose Clamp (80543)	CPL00385	01-A	
29	3	#8 Hose Clamp (80543)	CPL00385	01-A	
30	2	7/16" Spring Hose Clip (C2-16664-7)	CPLF0053	01-A	
31	1	Water Hose (18343-A2)	CPL00227	01-A	
32	1	16mm ID Hose (Quote Length Required)	CPLF0001	01-A	
33	1	16mm ID Hose (Quote Length Required)	CPL00001	01-A	
34	1	10mm ID Hose (Quote Length Required)	CPLF0002	01-A	
35	1	10mm ID Hose (Quote Length Required)	CPLF0002	01-A	
36	1	10mm ID Hose (Quote Length Required)	CPL00002	01-A	
37	1	5mm ID Hose (Quote Length Required)	CPL00003	01-A	
38	1	5mm ID Hose (Quote Length Required)	CPL00003	01-A	





Parts Table

ITEM	QTY.	DESCRIPTION	PART NO.	REV.	SERIAL BREAK
1	1	Exhaust Manifold RB Block (7152150)	CPL30012	01-A	
2	1	Intake Manifold (7152141)	CPL30011	01-A	
3	1	Intake-Exhaust Manifold Gasket (7152170)	CPL30013	01-A	
4	1	Intake Manifold Heat Shield (7152160-001)	CPL30015	01-A	
5	1	Alternator Heat Shield (G4-50068-001)	CPL30040	01-A	
6	1	Exhaust Heat Shield (G4-50067-001)	CPL30027	01-A	
7	1	Inner Heat Shield (7152160-002)	CPL30016	01-A	
8	2	3/8"-16x1"5/8 GR 8 Stud (71834)	CPLF0013	01-A	
9	4	3/8" Washer Type A N Hard (92300101)	CPL40015	01-A	
10	2	1/8" NPT Socket Head Brass Plug	CPLF0032	01-A	
11	8	M6-1.0x16mm Hex Flange Screw	CPL40060	01-A	
12	2	3/8" Serrated Hex Flange Nut (N1-30876-037)	CPL40054	01-A	
13	4	3/8"-16x1" GR 8 Socket Head Bolt (90368100)	CPLF0018	01-A	
14	8	3/8" Hardened Washer (W1-50595-037)	CPLF0037	01-A	
15	4	M5-0.8x8mm Hex Flange Screw (S1-50237-20-0508)	CPL40062	01-A	





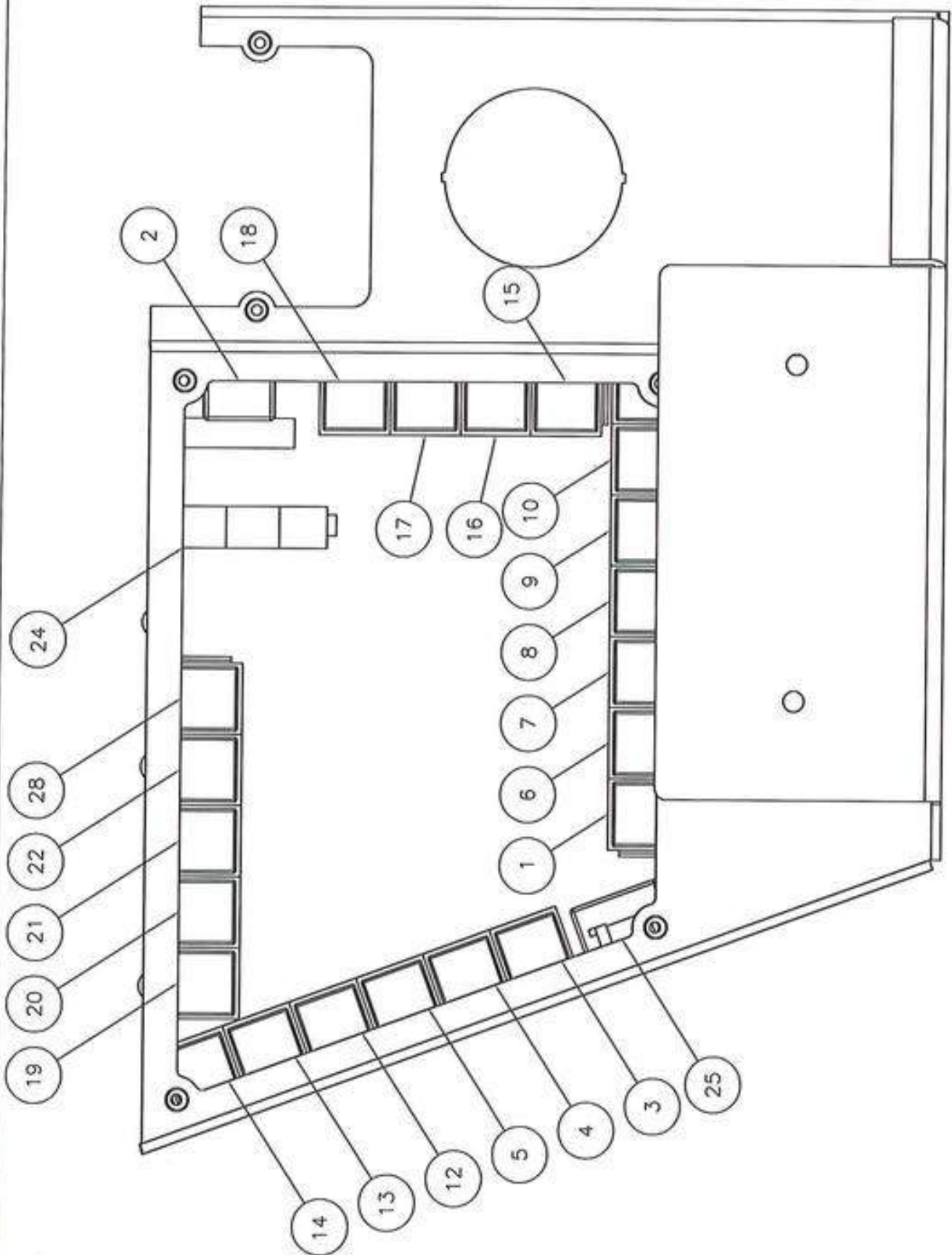
Title: Dash Assembly

Item No.	QTY.	Description	Part Number
1	1	Dash Access panel *	CMC00226
2	1	Dash Lid *	CMC00228
3	2	Mast Over-Ride Button *	CPE00043
4	1	4 Way Directional lever	CPE00089
5	1	12V Hour Meter With Carousel Symbol	CPE00098
6	1	Glow Plug Relay Base *	CPE00131
7	1	Rotary Switch Assembly	CPE00021
8	1	Merit Ignition Switch	CPE00035
9	1	Fuse box	CPE00088
10	1	Arm Rest *	CPC00072
11	1	Fan (In Cab) Switch Assembly *	CPE00172
12	1	Guide Roller Light *	CPE00144
13	4	M6x10 Dome Head Bolt	CPB00186
14	7	M6 Flat Washer	CPB00060
15	7	M8x20 Hex Head Bolt	CPB00012
16	1	Radiator For Heater (New C4000)	CPC00078
17	1	Heater Vent *	CPC00025
18	1	Heater Top Cover	CMC00068
19	1	Key For Ignition Switch	CPE00049
20	1	Push Button Brake Switch	CPE00026
21	1	Temperature Gauge	CPE00098-01A
22	1	Fan (In Cab) Speed *	CPE00021-01
23	1	Low Level Gas Buzzer *	CPE00154
24	1	Dash Weld Assembly *	CMC00227-04

Note:


You **"Must"** quote the serial number of the truck when ordering the following items: 1-3, 6, 10-11, 13, 17 & 22-24 *

Item 24 is optional



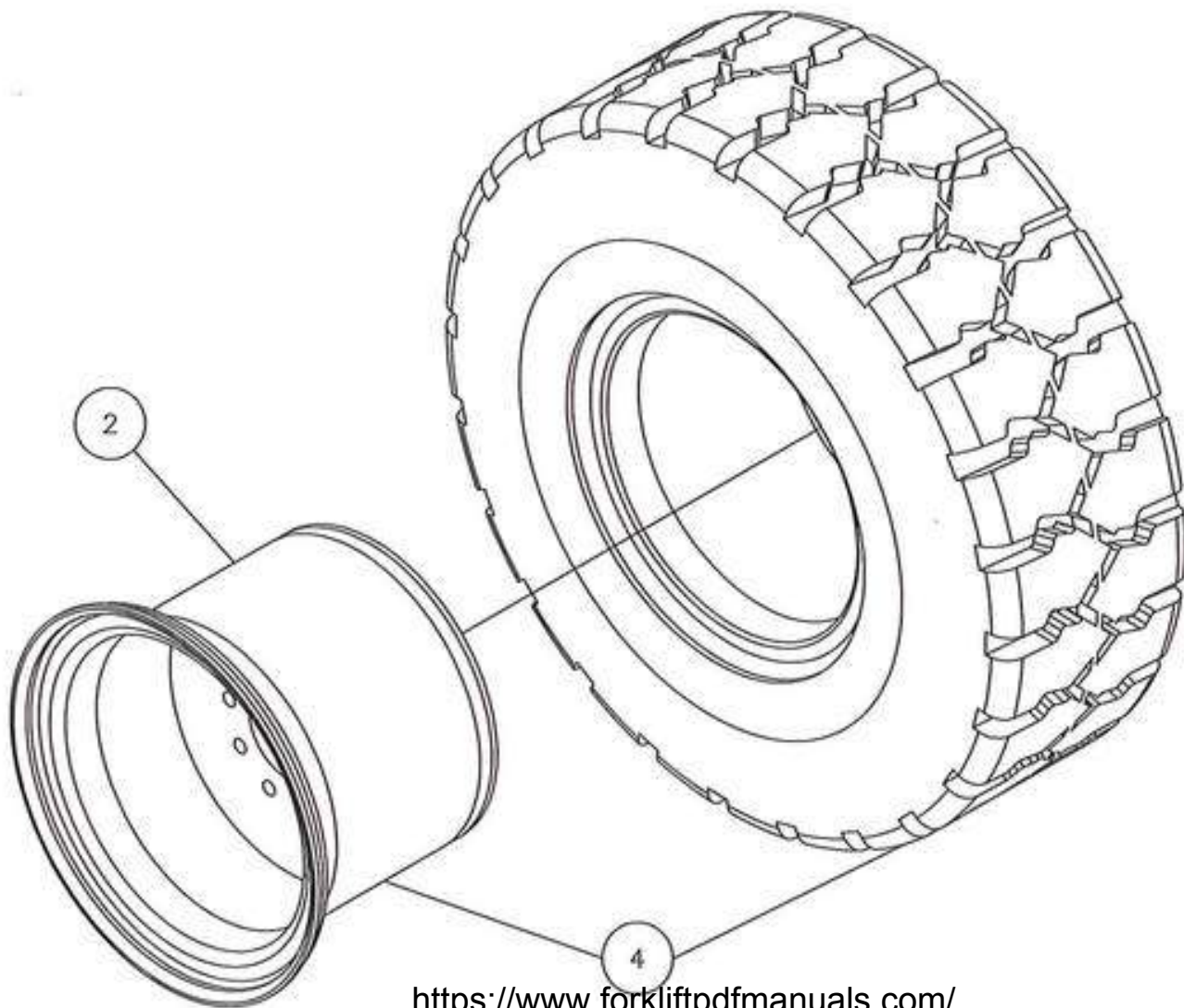
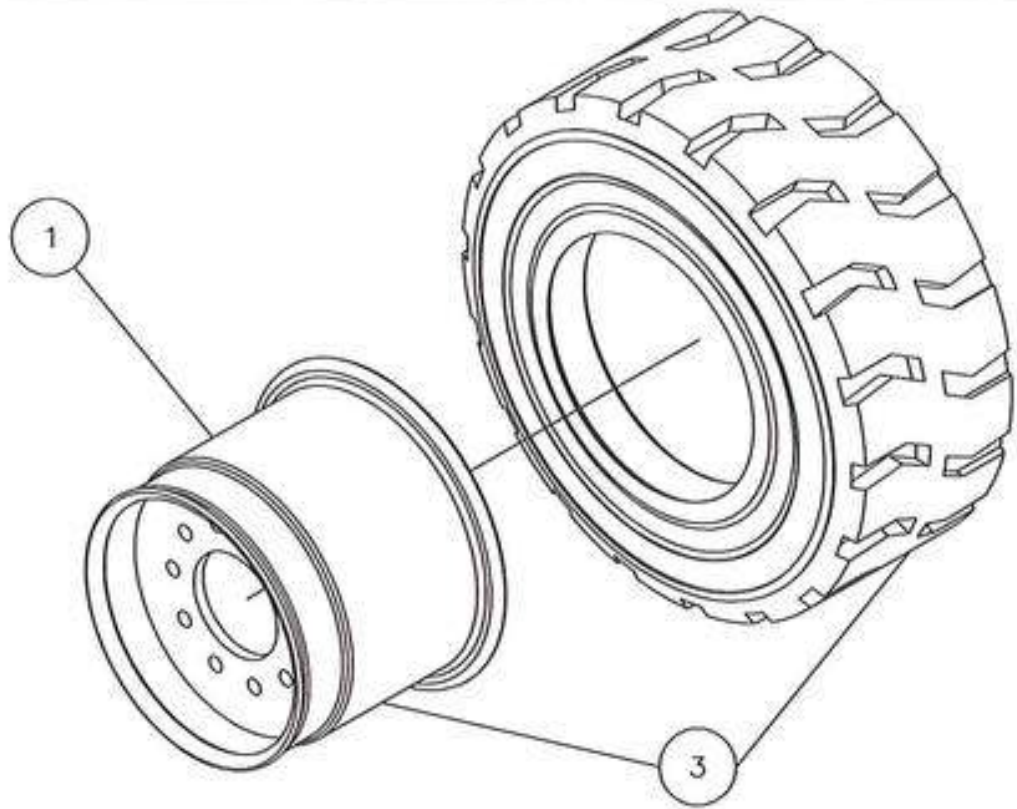
Item	Qty	Description	Ref No	Serial break
1	1	STARTER RELAY (4 PIN 70 AMP)	CPE00039-00	
2	1	GLOW PLUG RELAY	CPV00044-00	
3	1	FORWARD SOLENOID (5 PIN)	CPE00029-00	
4	1	REVERSE SOLENOID (5 PIN)	CPE00029-00	
5	1	BRAKE (5 PIN)	CPE00029-00	
6	1	REVERSE BLEEPER (5 PIN)	CPE00029-00	
7	1	4-WAY (5 PIN)	CPE00029-00	
8	1	4-WAY (5 PIN)	CPE00029-00	
9	1	4-WAY (5 PIN)	CPE00029-00	
10	1	4-WAY (5 PIN)	CPE00029-00	
11	1	4-WAY (5 PIN)	CPE00029-00	
12	1	4-WAY SUPPLY (5 PIN)	CPE00029-00	
13	1	HIGH MAST PROX. SWITCH (5 PIN)	CPE00029-00	
14	1	REFLEX STEERING (5 PIN)	CPE00029-00	
15	1	NEUTRAL CUT OFF (5 PIN)	CPE00029-00	
16	1	0 DEGREE SUPPLY (5 PIN)	CPE00029-00	
17	1	90 DEGREE SUPPLY (5 PIN)	CPE00029-00	
18	1	CHANGE OVER DRIVE SOL. (5 PIN)	CPE00029-00	
19	1	CAROUSEL (5 PIN)	CPE00029-00	
20	1	CAROUSEL (5 PIN)	CPE00029-00	
21	1	CAROUSEL (5 PIN)	CPE00029-00	
22	1	SPOT LIGHTS (5 PIN)	CPE00029-00	
24	1	TIMER RELAY (TV48)	CPE00095-00	
25	1	STOP TIMER	CPE00092-00	
28	1	SPARE (5 PIN)	CPE00029-00	
		<i>OPTIONAL RELAYS</i>		
23	1	INDICATOR RELAY-ROADLIGHTS (4PIN)	CPE00130-00	
26	1	BRAKE RELAY-ROAD LIGHTS (5 PIN)	CPE00029-00	
27	1	ROLLER POSITION (5 PIN)	CPE00029-00	
28	1	CAROUSEL ALARM (5 PIN)	CPE00029-00	
29	1	LIFT HEIGHT BUZZER (5 PIN)	CPE00029-00	
30	1	LIFT INHIBIT SOLINOID (5 PIN)	CPE00029-00	
31	1	FOOT PEDAL BRAKE,ROADLIGHTS(5PIN)	CPE00029-00	
32	1	EXTRA SOLINOID ON MAST (5 PIN)	CPE00029-00	
33	1	EXTRA SPOT LIGHTS ON MAST (5 PIN)	CPE00029-00	

SERIAL BREAK: 2928



- | | |
|---|------|
| 1. HIGH MAST / GLOW RELAY / TEMPERATURE GAUGE | 7.5A |
| 2. FORWARD / REVERSE, START RELAY, IGNITION 4WAY DRIVE SOLENOID TIMER | 7.5A |
| 3. STOP SOLENOID (DIESEL) IGNITION COIL (LPG) | 7.5A |
| 4. FOUR WAY | 20A |
| 5. BRAKE | 7.5A |
| 6. WIPERS | 20A |
| 7. WORKLIGHTS | 10A |
| 8. WORKLIGHTS | 10A |
| 9. HEATER/RADIO/ IN-CAB FAN | 7.5A |
| 10. HORN | 7.5A |
| 11. CAROUSEL | 7.5A |
| 12. 4-WAY | 7.5A |
| 13. BEACON | 7.5A |
| 14. SPARE, ROADLIGHTS (IF FITTED) | 7.5A |

BLANK PAGE



COMBILIFT WHEELS

Ref No.
CM40018-01

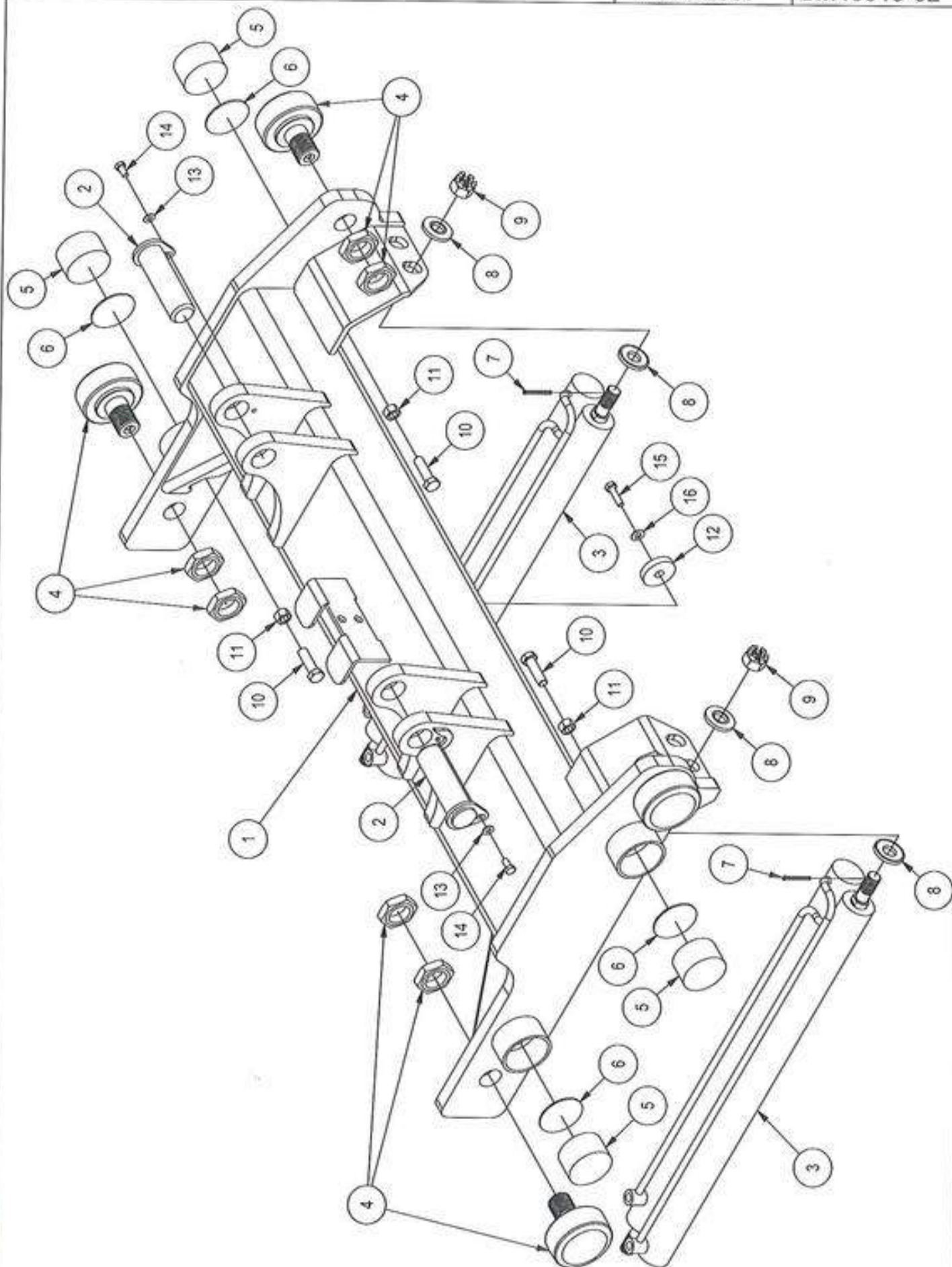
SECTION 18

em	Qty	Description	Ref no	Serial break
1	1	FRONT RIM 200/50-10	CPW00003-00	
2	1	REAR RIM 27X10-12 (6 Hole)	SPW00001-00	
3	1	FRONT WHEEL ASSEMBLY	CPW00005-00	
4	1	REAR WHEEL ASSEMBLY (6 HOLE)	CPW00015-00	

MAST CARRIAGE

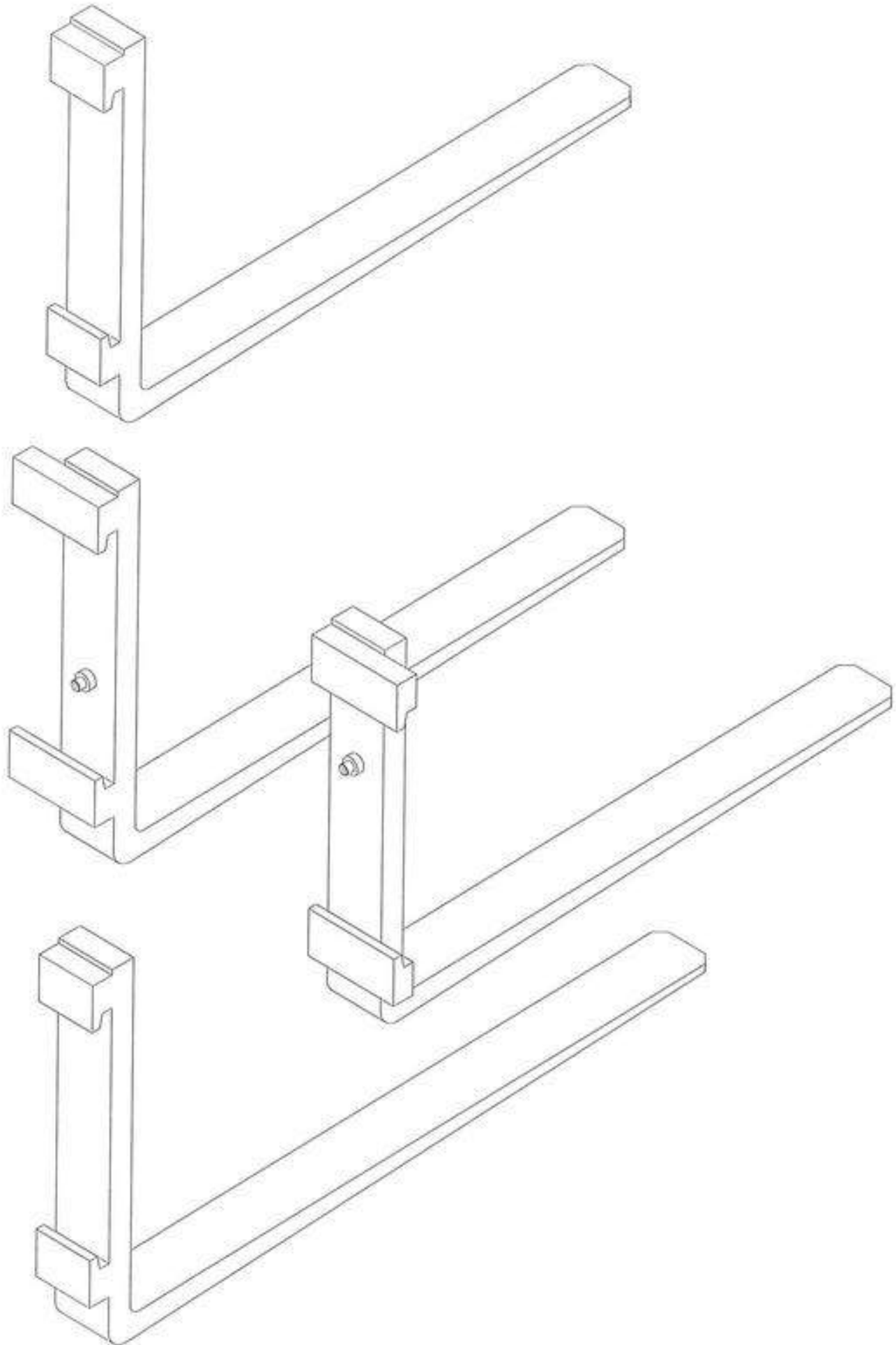
Last Updated:
03/04/2007

Ref No:
CM40019-02



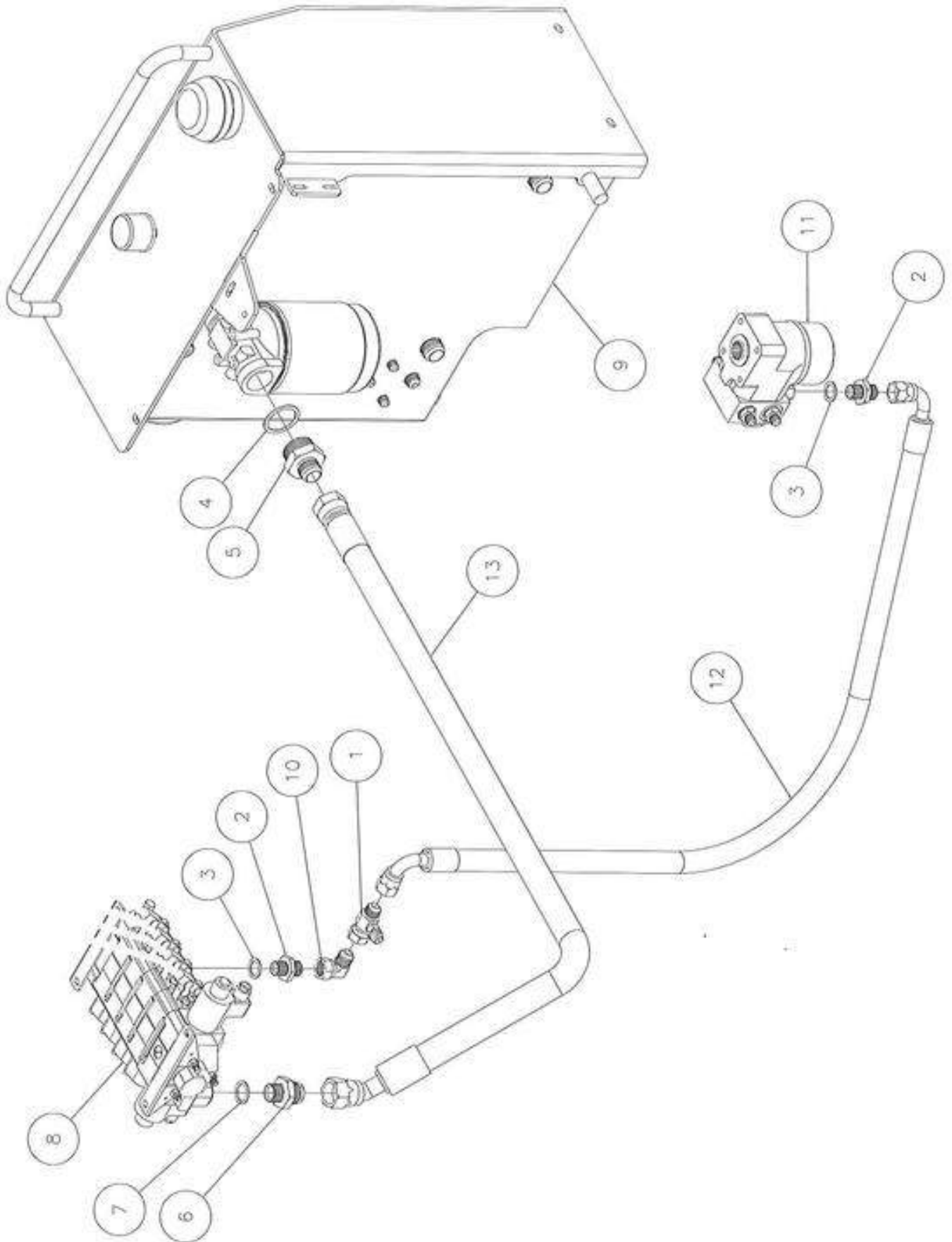
Parts List

Item	Qty	Description	Ref No	Serial Break
1	1	MAST CARRIAGE	CMMC0024-05	
2	2	MAST CARRIAGE PIN	CMMC0008-02	
3	2	MAST CARRIAGE CYLINDER (standard)	CMR00201-00	7995
3	2	MAST CARRIAGE CYLINDER (Long Wheel Base)	CMR00202-00	7995
3	2	MAST CARRIAGE CYLINDER (Short Wheel Base)	CMR00053-00	
4	4	BEARING ASSEMBLY	CPMC0002-02	
5	4	MAST CARRIAGE WEAR PAD	CPMC0001-00	
6	4	MAST CARRIAGE WEAR PAD WASHER	CPMC0006-00	
7	2	SPLIT PIN	CPB00038-00	
8	4	24MM CONICAL SPRING WASHER	CPB00001-00	
9	2	M24 CASTLE NUT	CPB00026-00	
10	4	M16x55 HEX HEAD BOLT	CPB00002-00	
11	4	M16 NUT	CPB00006-00	
12	2	CYLINDER WASHER (85mm OD x17.5mm ID x12mm)	SMC00127-00	
13	2	10MM FLAT WASHER	CPB00032-00	
14	2	M10x20 HEX HEAD BOLT	CPB00081-00	
15	2	M12x40 HEX HEAD BOLT	CPB00008-00	
16	2	12MM FLAT WASHER	CPB00082-00	

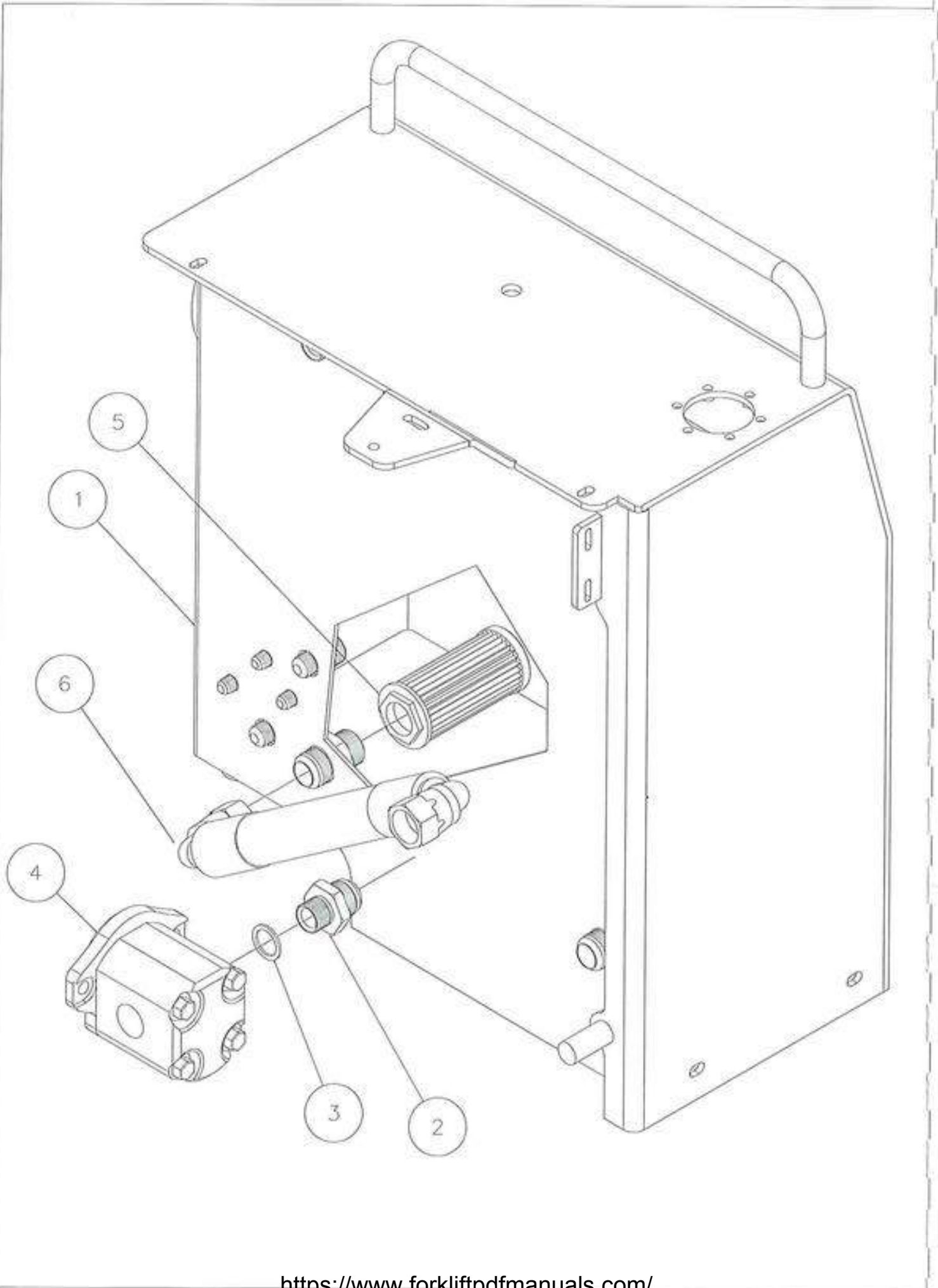


Forks can only be ordered through Combilift by quoting the serial number of the truck that requires the forks.

Contact you local Combilift Dealer for more info

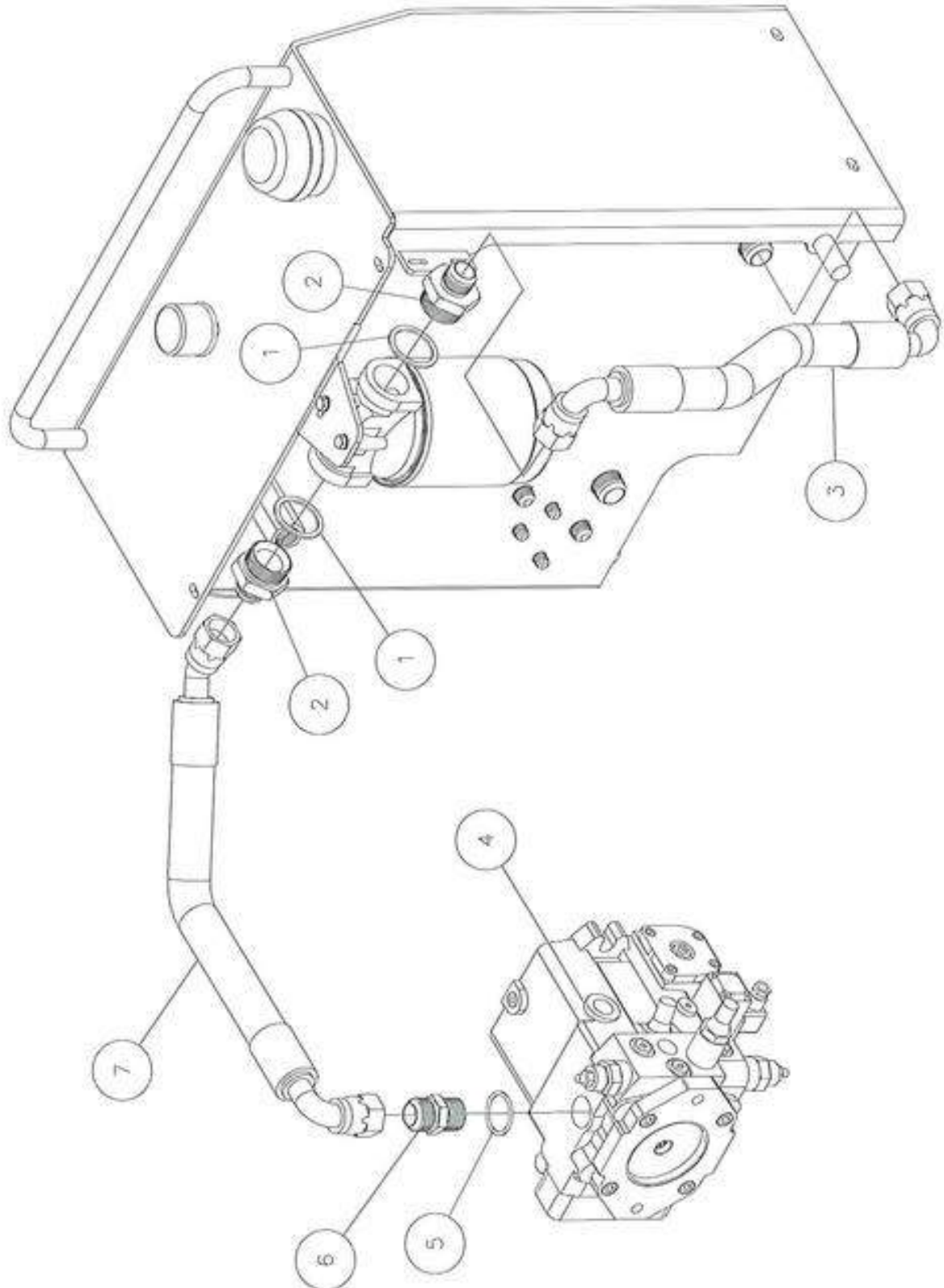


Item	Qty	Description	Ref No.	Serial Break
1	1	7/8 JIC MALE/FEMALE TEST POINT ADAPTER	SPF00015-00	
2	2	1/2" BSP 7/8" JIC ADMM	CPF00096-00	
3	2	1/2" BOND SEAL	CPF00056-00	
4	1	1" 1/4 BOND SEAL	CPF00059-00	
5	1	1" 1/4 BSP 1" 5/16 JIC ADMM	CPF00010-00	
6	1	3/4" BSP 1" 5/16 JIC ADMM	CPF00095-00	
7	1	3/4" BOND SEAL	CPF00057-00	
8	1	VALVE CHEST	CPHY0004-00	
9	1	HYDRAULIC TANK	CMH00026-00	
10	1	7/8" JIC 90° MF	CPF00094-00	
11	1	STEERING MOTOR	CPS00020-00	
12	1	HYDRAULIC HOSE 1	CPH00141-00	
13	1	HYDRAULIC HOSE 2	CPH00124-00	



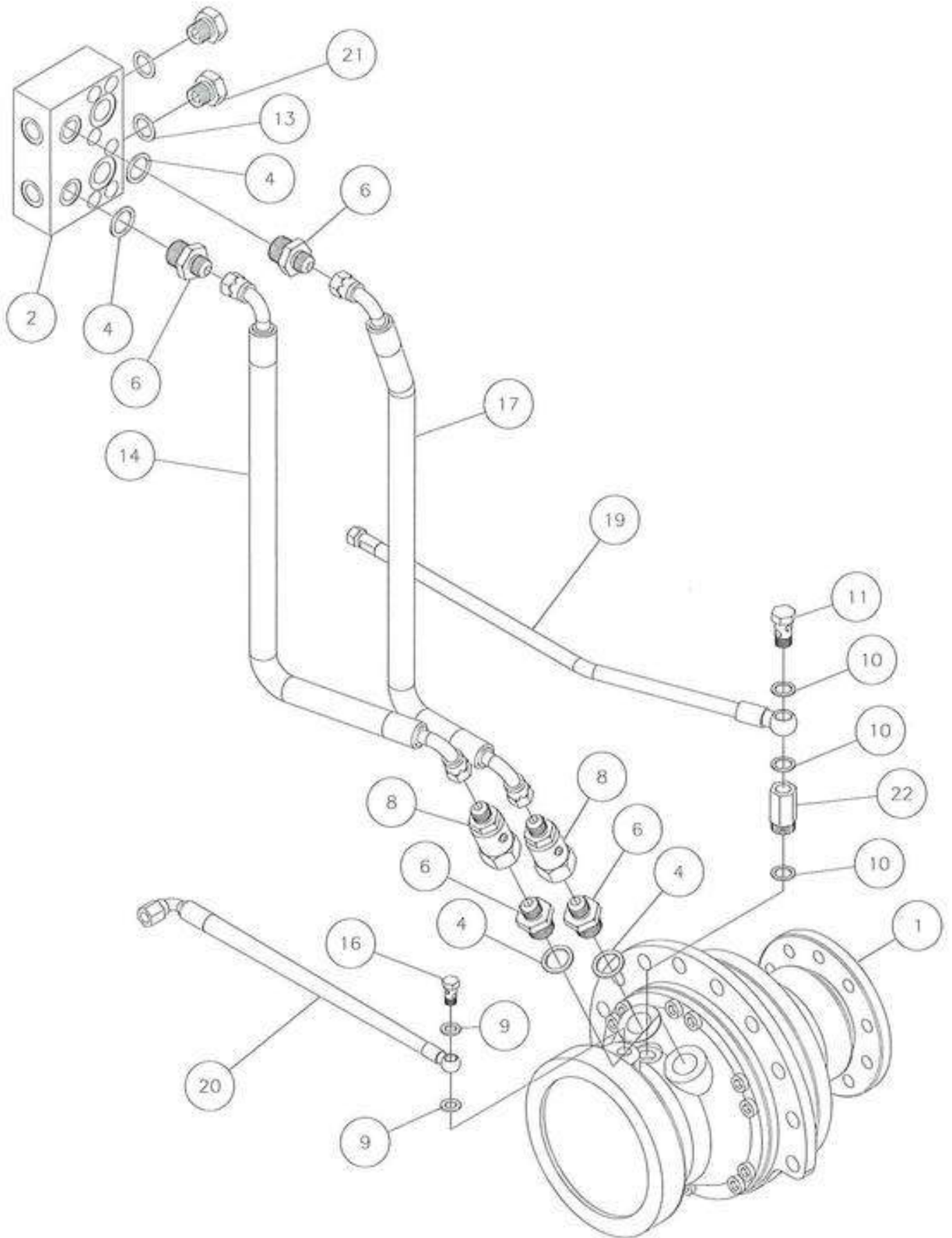
Parts List

Item	Qty	Description	Ref No.	Serial Break
1	1	HYD TANK	CMH00026-00	
2	1	3/4" BSP 1" 5/16 JIC ADAPTER MM	CPF00095-00	
3	1	3/4" BOND SEAL	CPF00057-00	
4	1	GEAR PUMP	CPHY0156-00	
5	1	STRAINER	CPHY0015-00	
6	1	HYDRAULIC HOSE 1	CPH00123-00	



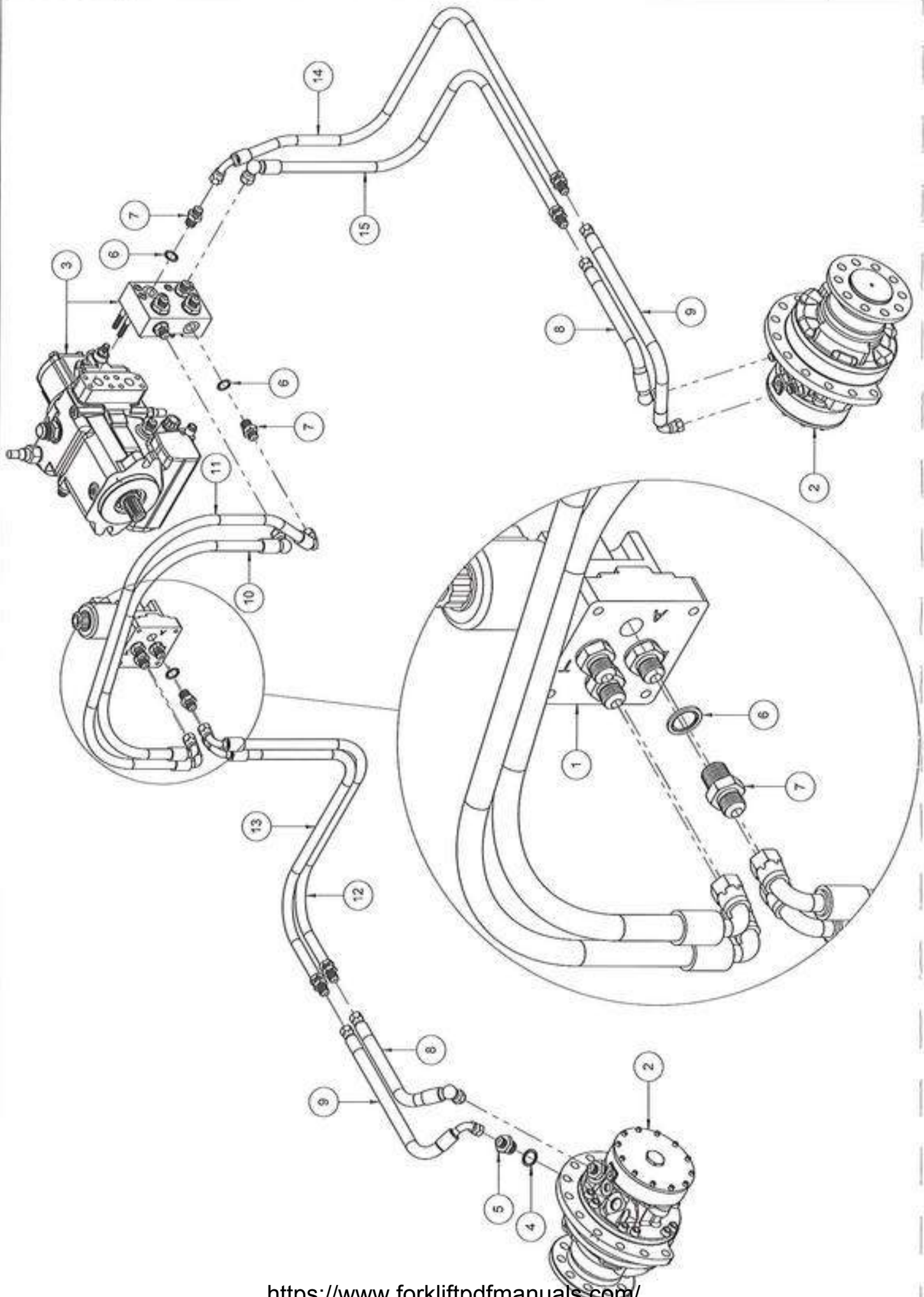
COMBILIFT FEED TO HYDROSTATIC PUMPRef No.
CM40023-02**SECTION 23**

Item	Qty	Description	Ref No	Serial Break
1	2	1" 1/4 BOND SEAL	CPF00059-00	
2	2	1" 1/4 BSP 1" 5/16 JIC ADAPTER M/M	CPF00010-00	
3	1	HYDRAULIC HOSE 1	CPH00122-00	
4	1	HYDROSTATIC PUMP	CPHY0066-00	
5	1	M33 BOND SEAL	CPF00105-00	
6	1	M33 1"5/16 BSP ADAPTER MM	CPF00084-00	
7	1	HYDRAULIC HOSE 2	CPH00121-00	



COMBILIFT REAR HUB HYDRAULICSRef No.
CM40024-01**SECTION 24**

Item	Qty	Description	Ref No.	Serial Break
1	1	WHEEL MOTOR	CPHY0107-00	2581
2	1	MANIFOLD BLOCK	CPHY0130-00	
4	4	3/4" BOND SEAL	CPF00057-00	
6	4	3/4" BSP 3/4" JIC ADAPTER MM	CPF00007-00	
8	2	3/4" SWIVEL FITTING	CPHY0002-00	
9	2	1/4" BOND SEAL	CPF00054-00	
10	3	3/8" BOND SEAL	CPF00055-00	
11	1	3/8" BSP BANJO BOLT	CPF00097-00	
13	2	1/2" BOND SEAL	CPF00056-00	
14	1	HYDRAULIC HOSE 1	CPH00106-00	
16	1	1/4" BSP BANJO BOLT	CPF00102-00	
17	1	HYDRAULIC HOSE 2	CPH00107-00	
19	1	HYDRAULIC HOSE 3	CPH00112-00	
20	1	HYRDAULIC HOSE 4	CPH00111-00	
21	2	1/2" BSP BUNG	CPF00032-00	
22	1	3/8" BSP EXTENSION FITTING	CPF00148-00	



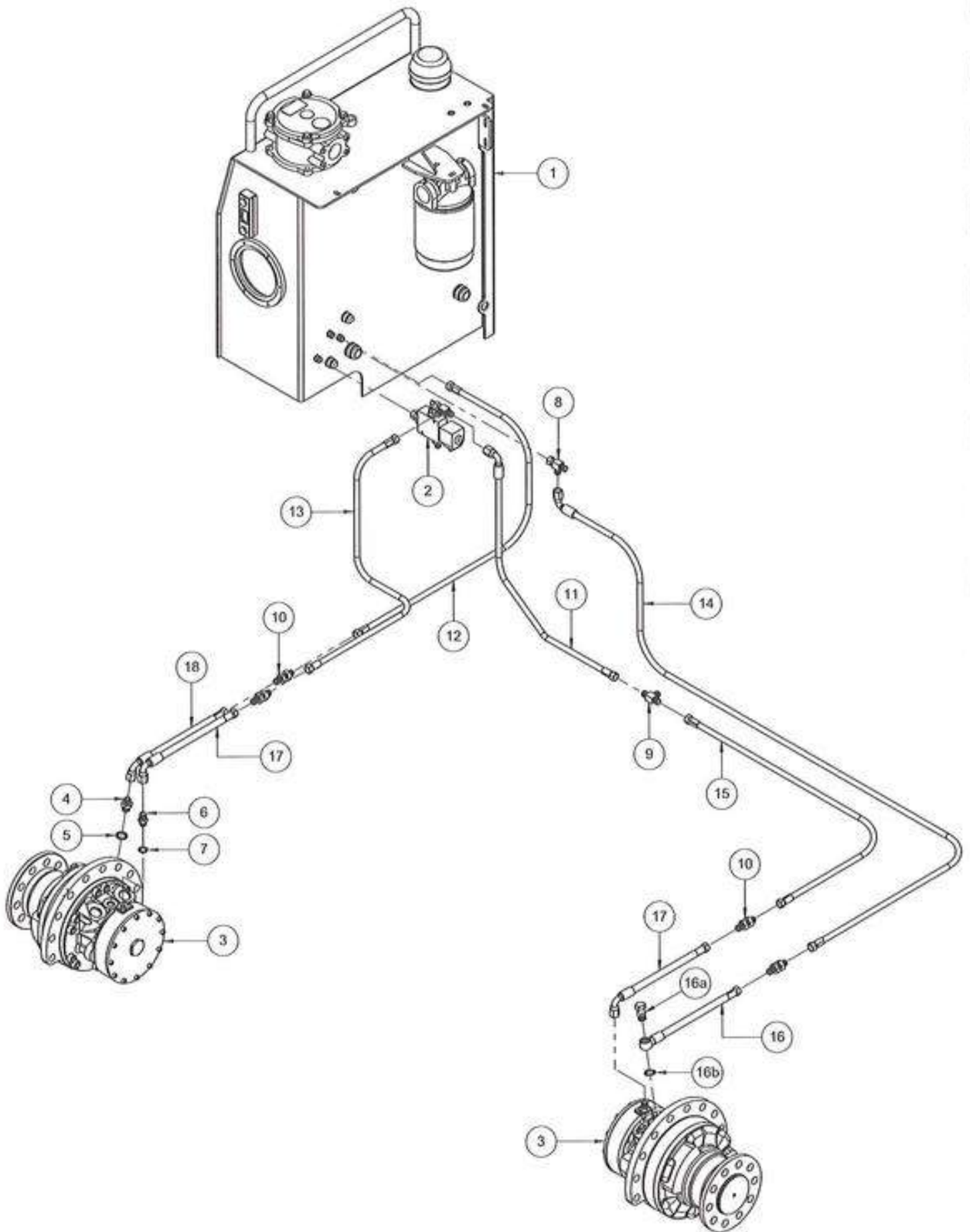


Parts Table

ITEM	QTY.	DESCRIPTION	PART NO.	REV.	SERIAL BREAK
1	1	4-Port Changeover Valve	See Section 11	02-A	
2	2	Front Wheel Motor	See Section 13	01-B	
3	1	Hydrostatic Pump Assembly	See Section 14	04-A	
4	7	3/4" Bond Seal	CPF00057	01-A	
5	6	3/4" BSP - 3/4" JIC M/M Adapter	CPF00007	01-A	
6	14	1/2" Bond Seal	CPF00056	03-A	
7	8	1/2" BSP - 3/4" JIC M/M Adapter	CPF00006	01-A	
8	2	Hose - Back Of Motor To Bottom Bulkhead	HPH00081	01-A	19559/19642
9	2	Hose - Front Of Motor To Top Bulkhead	HPH00082	01-A	19559/19642
10	1	Hose - 4-Port T To Top Inside Of Drive Block	CPH00100	01-A	
11	1	Hose - 4-Port P To Bottom Inside Of Drive Block	CPH00101	01-A	
12*	1	Hose - 4-Port A To Bottom RH Drive Bulkhead	CPH00800	01-A	19559/19642
13*	1	Hose - 4-Port B To Top RH Drive Bulkhead	CPH00801	01-A	19559/19642
14*	1	Hose - Top Of Drive Block To Top LH Bulkhead	CPH00802	01-A	19559/19642
15*	1	Hose - Bottom Of Drive Block To Bottom LH Bulkhead	CPH00803	01-A	19559/19642

Note:

1. Machine Serial Number **Must** Be Quoted When Ordering Items Marked With *





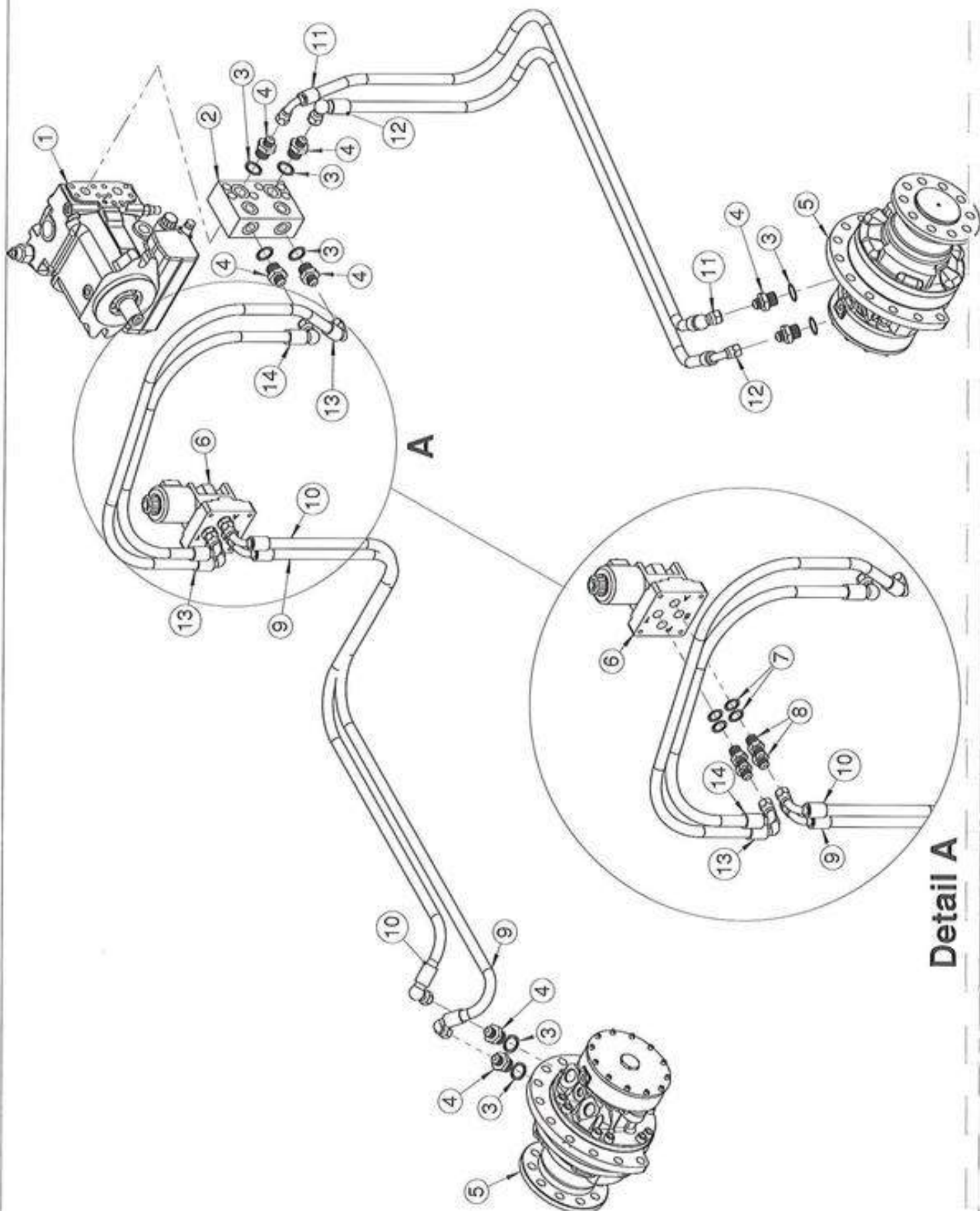
Title: Front Motor Bleed & Brake Lines

Parts Table

ITEM	QTY.	DESCRIPTION	PART NO.	REV.	SERIAL BREAK
1	1	Hydraulic Tank Assembly	See Section 5	01-A	
2	1	Brake Valve Assembly	See Section 11.1	01-A	
3	2	Front Wheel Motor	See Section 13	01-A	
4	4	3/8" BSP - 9/16" JIC M/M Adapter	CPF00021	01-A	
5	8	3/8" Bond Seal	CPF00055	01-A	
6	2	1/4" BSP 9/16" JIC Male/Male Adapter	SPF00027	01-A	
7	2	1/4" Bond Seal	CPF00054	01-A	
8	2	9/16" JIC Tee M/F/M	CPF00003	01-A	
9	1	9/16" JIC Tee M/M/M	CPF00023	01-A	
10	4	9/16" JIC M/M Bulkhead	CPF00002	01-A	
11	1	Hose - Tee On Crossmember To Tee On Brake Valve	CPH00110	01-A	
12 *	1	Hose - RH Motor Bleed Bulkhead To Tank	CPH00804	01-A	19559/19642
13 *	1	Hose - RH Motor Brake Bulkhead To Tee On Valve	CPH00805	01-A	19559/19642
14 *	1	Hose - LH Motor Bleed Bulkhead To Tee On Tank	CPH00806	01-A	19559/19642
15 *	1	Hose - LH Motor Brake Bulkhead To Crossmember Tee	CPH00807	01-A	19559/19642
16	1	Hose - LH Motor Bleed To Bulkhead	HPH00078	01-A	19559/19642
16a	1	3/8" Banjo Bolt	CPF00097	01-A	19559/19642
16b	2	3/8" Bond Seal	CPF00055	01-A	19559/19642
17	2	Hose - Front Motor Brake To Bulkhead	HPH00079	01-A	19559/19642
18	1	Hose - RH Motor Bleed To Bulkhead	HPH00080	01-A	19559/19642

Note:

1. Machine Serial Number **Must** Be Quoted When Ordering Items Marked With *



Detail A

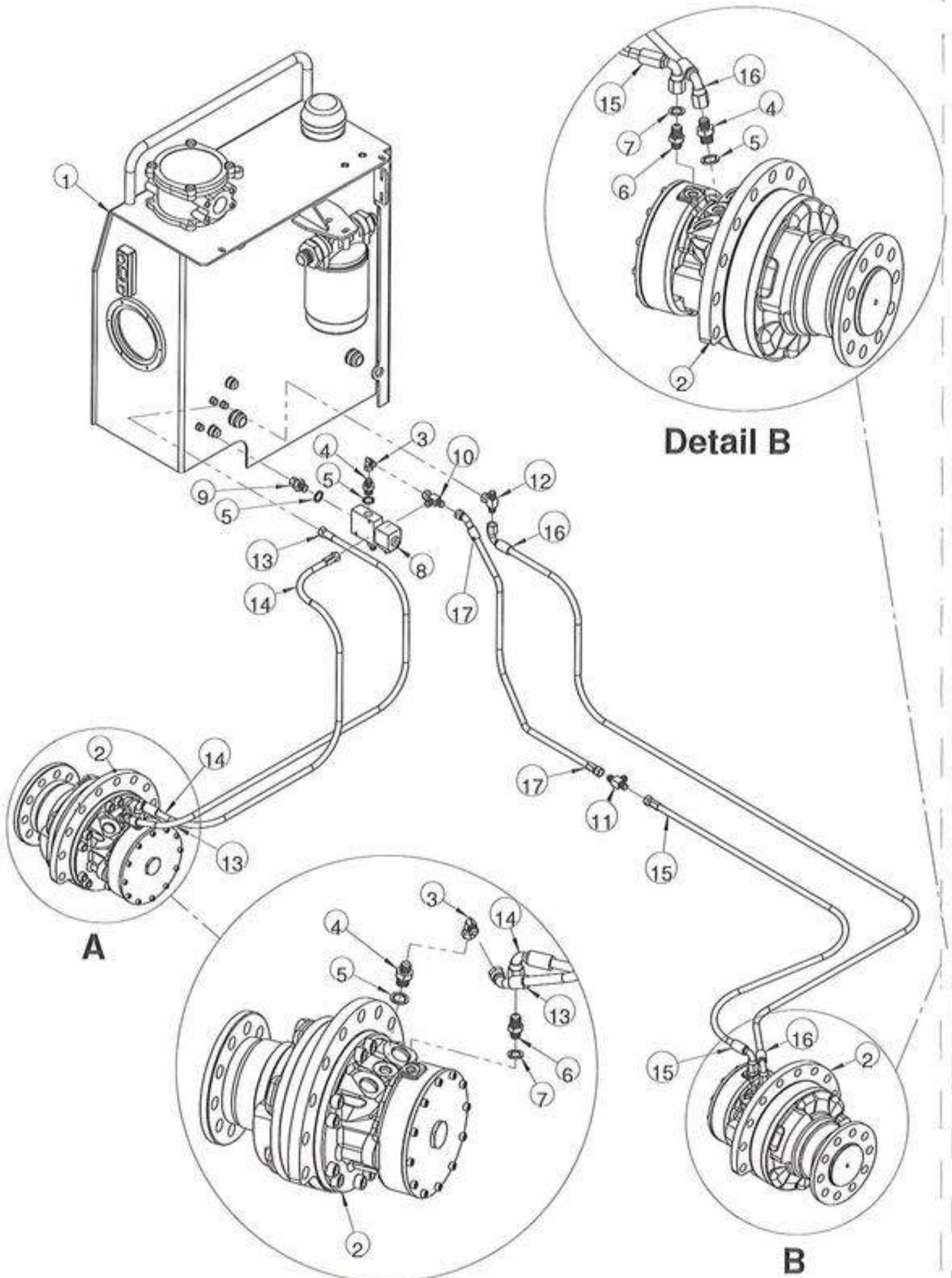


Parts Table

'TEM	Qty	DESCRIPTION	PART NO.	REV.	SERIAL BREAK
1	1	A10VG 63cc Drive Pump *	CPHY0066	01-A	
2	1	Drive Manifold (Mild Steel) *	CPHY0130	01-A	
3	8	3/4" Bond Seal	CPF00057	01-A	
4	8	3/4" BSP - 3/4" JIC Male/Male Adapter	CPF00007	01-A	
5	2	Drive Motor - 260cc + Brake MCR05 *	CPHY0218	01-B	
6	1	CETOP 4 Port Changeover Valve (4 port/2 position)	CPHY0005	01-A	
7	4	1/2" Bond Seal	CPF00056	03-A	
8	4	1/2" BSP - 3/4" BSP Male/Male Adapter	CPF00006	01-A	
9	1	Hyd Hose (4 Port B - front RH motor) *	CPH00103	01-A	
10	1	Hyd. Hose (4 Port A -- Back R.H motor) *	CPH00102	01-A	
11	1	Hyd. Hose (Manifold Block -- Rear LH motor) *	CPH00105	01-A	
12	1	Hyd. Hose (Manifold Block -- front LH motor) *	CPH00104	01-A	
13	1	Hyd. Hose (4 Port P -- Manifold Block) *	CPH00101	01-A	
14	1	Hyd. Hose (4 Port T - Manifold Block) *	CPH00100	01-A	

Note:

You **"Must"** quote the serial number of the truck when ordering the following items: 1-2, 5, & 9-14 *



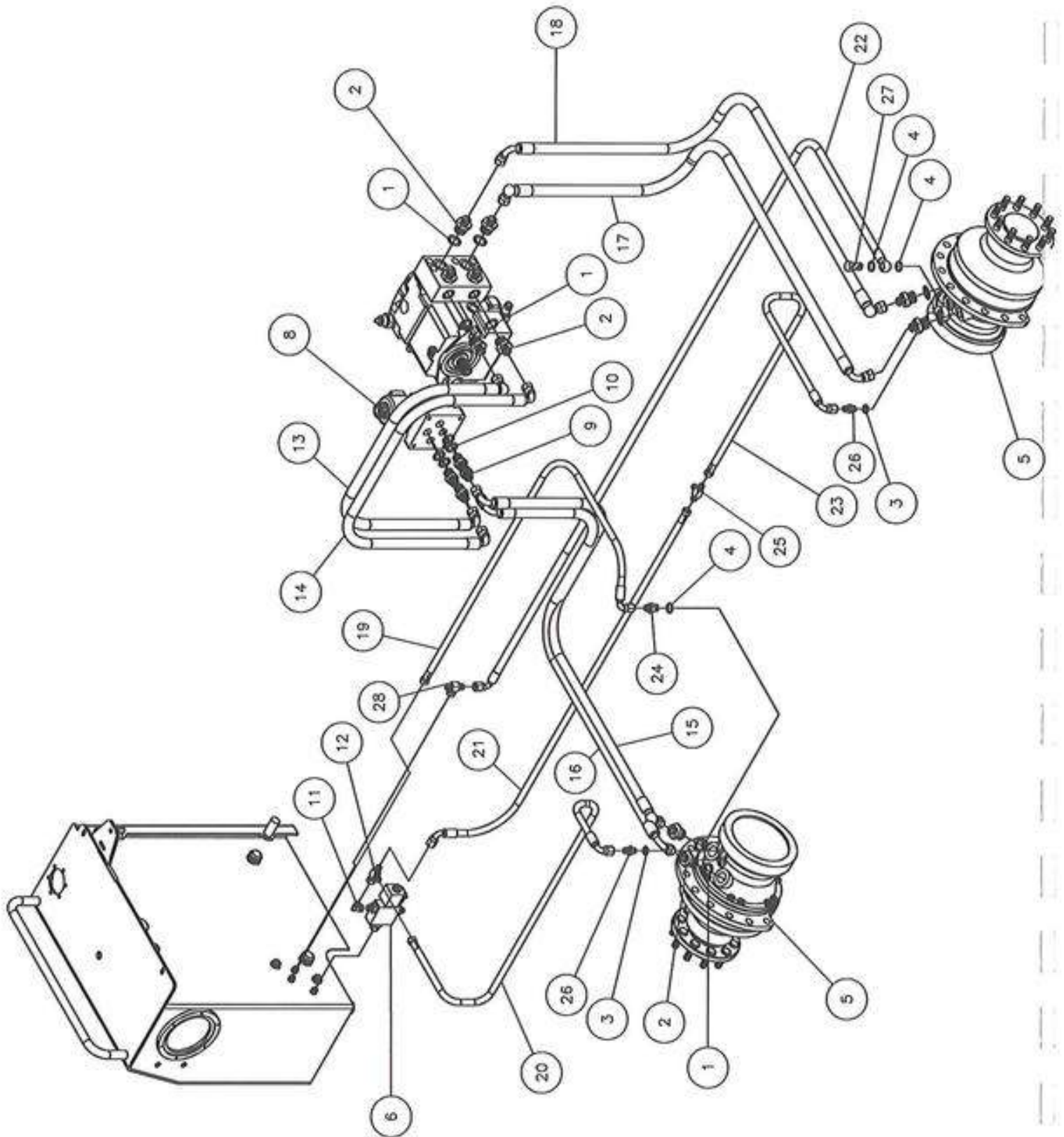


Parts Table

ITEM	Qty.	DESCRIPTION	PART NO.	REV.	SERIAL BREAK
1	1	Hydraulic Tank Assembly *	CMH00026	02-A	
2	2	Drive Motor - 260cc + Brake MCR05 *	CPHY0218	01-B	15780
3	2	9/16" JIC 90degree M/F Adapter	CPF00069	01-A	
4	3	3/8"BSP - 9/16"JIC M/M	CPF00021	01-A	
5	4	3/8" Bond Seal	CPF00055	01-A	
6	2	1/4" BSP 9/16" JIC Male/Male Adapter	SPF00027	01-A	
7	2	1/4" Bond Seal	CPF00054	01-A	
8	1	Brake Valve *	CPHY0006	02-A	
9	1	3/8"BSP - 9/16" JIC M/F	CPF00068	01-A	
10	1	9/16" JIC Tee M/F/M	CPF00003	01-A	
11	1	9/16" JIC Tee M/M/M	CPF00023	01-A	
12	1	9/16" JIC Tee M/M/F	CPF00005	01-A	
13	1	Hyd Hose (RH Drive Motor Bleed - Tank) *	CPH00208	01-A	15780
14	1	Hyd. Hose (RH Motor Brake - Brake Valve) *	CPH00109	01-A	
15	1	Hyd. Hose (LH Motor Brake - Brake Valve Tee)*	CPH00114	01-A	
16	1	Hyd Hose (LH Drive Motor Bleed -- Tank) *	CPH00213	01-A	15780
17	1	Hyd. Hose (LH Motor Brake Tee -- Brake Valve)*	CPH00110	01-A	

Note:

You **"Must"** quote the serial number of the truck when ordering the following items: 1-2, 8 & 13-17



Item	Qty	Description	Ref. No.	Serial Break
1	10	3/4" BOND SEAL	CPF00057-00	
2	10	3/4" BSP 3/4" JIC ADAPTER MM	CPF00007-00	
3	2	1/4 " BOND SEAL	CPF00054-00	
4	3	3/8" BOND SEAL	CPF00055-00	
5	2	WHEEL MOTOR *	CPHY0017-00	
6	1	BRAKE VALVE ASS *	CPHY0006-00	
8	1	CHANGEOVER VALVE *	CPHY0005-00	
9	4	1/2" BSP 3/4" JIC ADAPTER MM	CPF00006-00	
10	4	1/2" BOND SEAL	CPF00057-00	
11	1	9/16" JIC 90 DEGREE MF *	CPF00103-00	
12	1	9/16" JIC TE PIECE MFM *	CPF00003-00	
13	1	HYDRAULIC HOSE 1 (Standard) *	CPH00100-00	
14	1	HYDRAULIC HOSE 2 (Standard) *	CPH00101-01	
15	1	HYDRAULIC HOSE 3 (Standard) *	CPH00102-03	
15	0	HYDRAULIC HOSE 3 (Short Wheel Base Only) *	CPH00191-00	
15	0	HYDRAULIC HOSE 3 (Long Wheel Base Only) *	CPH00180-00	
16	1	HYDRAULIC HOSE 4 (Standard) *	CPH00103-03	
16	0	HYDRAULIC HOSE 4 (Short Wheel Base Only) *	CPH00192-00	
16	0	HYDRAULIC HOSE 4 (Long Wheel Base Only) *	CPH00181-00	
17	1	HYDRAULIC HOSE 5 (Standard) *	CPH00104-02	
17	0	HYDRAULIC HOSE 5 (Short Wheel Base Only) *	CPH00193-01	
17	0	HYDRAULIC HOSE 5 (Long Wheel Base Only) *	CPH00182-01	
18	1	HYDRAULIC HOSE 6 (Standard) *	CPH00105-01	
18	0	HYDRAULIC HOSE 6 (Short Wheel Base Only) *	CPH00194-00	
18	0	HYDRAULIC HOSE 6 (Long Wheel Base Only) *	CPH00183-00	
19	1	HYDRAULIC HOSE 7 (Standard) *	CPH00108-01	
19	0	HYDRAULIC HOSE 7 (Short Wheel Base Only) *	CPH00195-00	
19	0	HYDRAULIC HOSE 7 (Long Wheel Base Only) *	CPH00184-00	
20	1	HYDRAULIC HOSE 8 (Standard) *	CPH00109-01	
20	0	HYDRAULIC HOSE 8 (Short Wheel Base Only) *	CPH00196-00	
20	0	HYDRAULIC HOSE 8 (Long Wheel Base Only) *	CPH00185-01	
21	1	HYDRAULIC HOSE 9 (Standard) *	CPH00110-00	
22	1	HYDRAULIC HOSE 10 (Standard) *	CPH00113-01	
22	0	HYDRAULIC HOSE 10 (Short Wheel Base Only) *	CPH00197-01	
22	0	HYDRAULIC HOSE 10 (Long Wheel Base Only) *	CPH00186-01	
23	1	HYDRAULIC HOSE 11 (Standard) *	CPH00114-00	
23	1	HYDRAULIC HOSE 11 (Short Wheel Base Only) *	CPH00198-00	
23	1	HYDRAULIC HOSE 11 (Long Wheel Base Only) *	CPH00187-00	
24	1	3/8" BSP 3/8" JIC AD MM	CPF00021-00	
25	1	9/16" JIC T MMM	CPF00023-00	
26	2	1/4" BSP 9/16" JIC AD MM	SPF00027-00	
27	1	3/8" BSP BANJO BOLT	CPF00097-00	
28	1	9/16" JIC TEE-PIECE M/M/F	CPF00005-00	

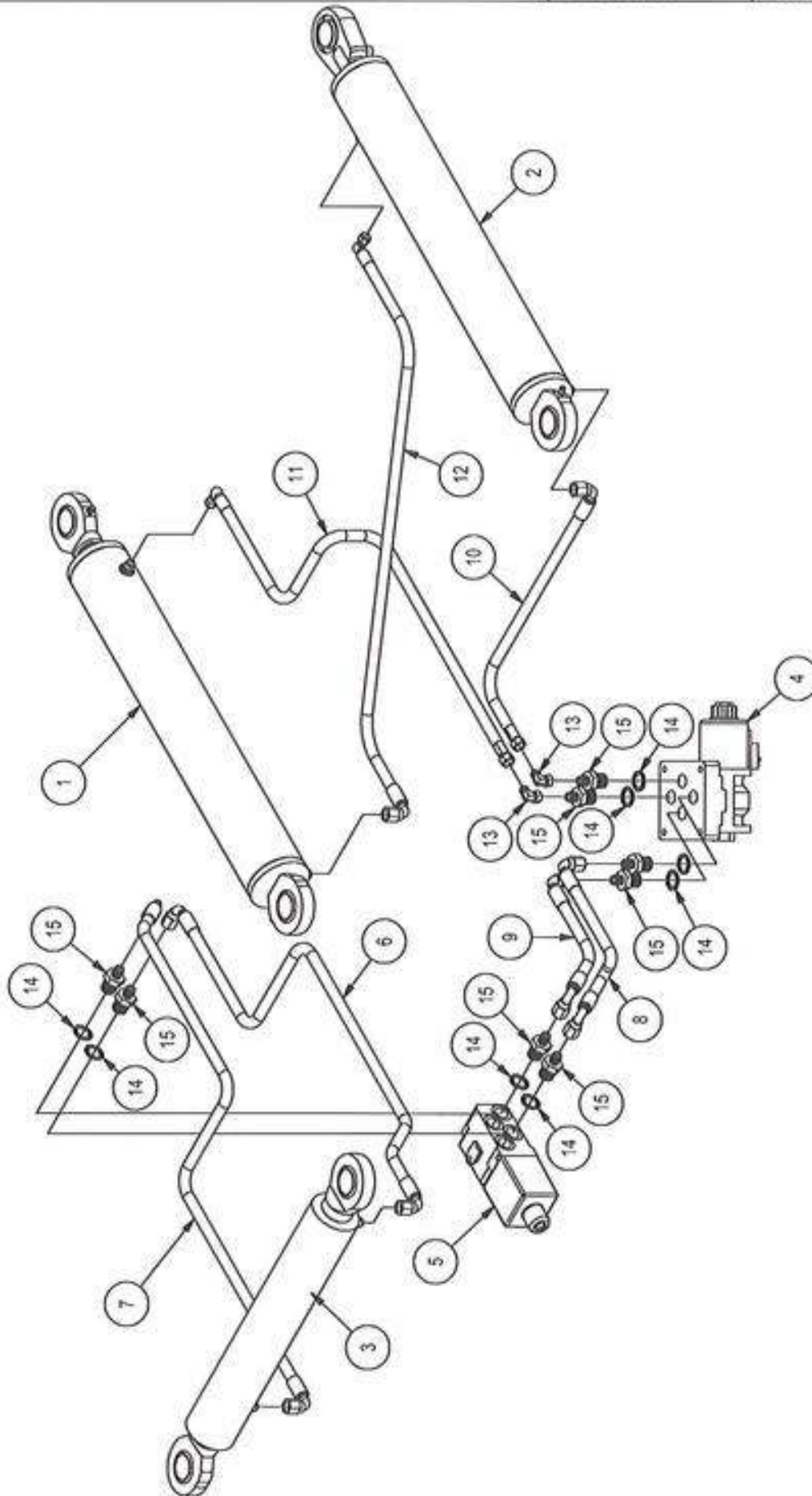
Note:

You **"Must"** quote the serial number of the truck when ordering the following item: 5-8, & 10-23 *

STEERING HYDRAULICS

Last Updated:
03/04/07

Ref No:
CM40026-02



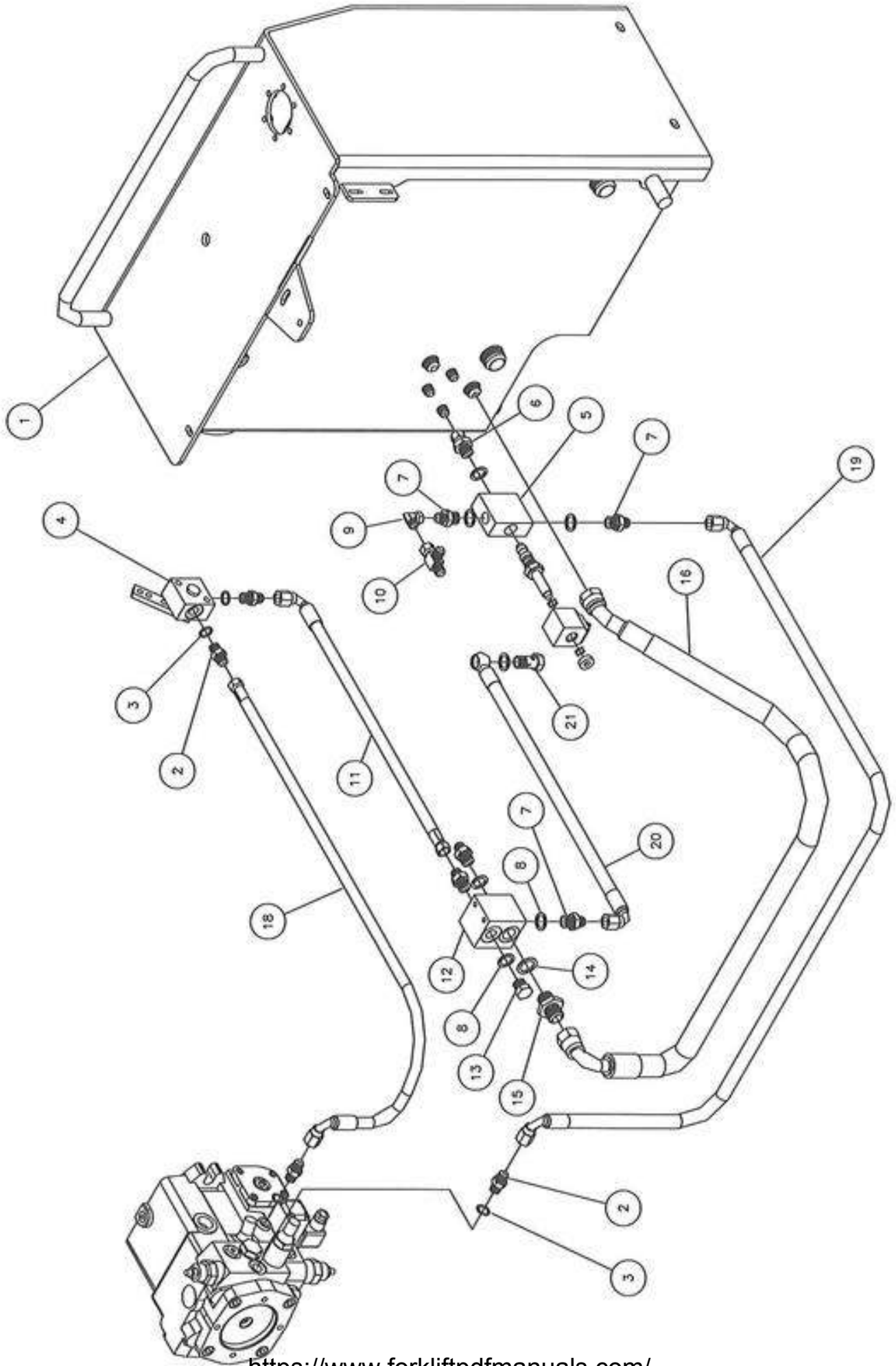
Combilift Ltd	Parts Diagram	Model:C4000	Section 26
STEERING HYDRAULICS		Last Updated: 03/04/07	Ref No: CM40026-02

Parts List

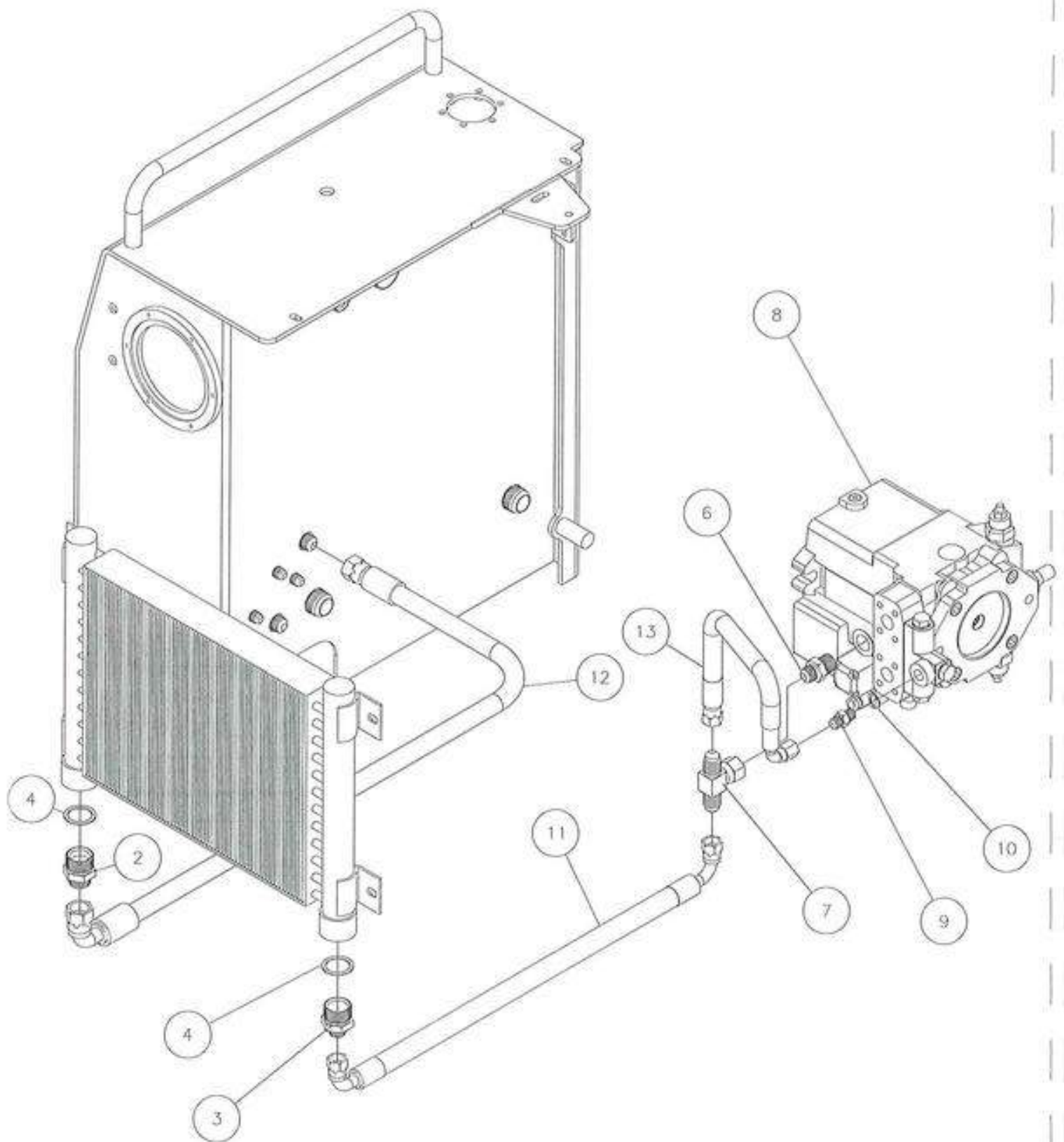
Item	Qty	Description	Ref No	Serial Break
1	1	L.H. STEERING CYLINDER	CMR00002-00	
2	1	R.H. STEERING CYLINDER	CMR00001-00	
3	1	REAR STEERING CYLINDER	CMR00024-00	
4	1	4 PORT CHANGEOVER VALVE	CPHY0005-00	
5	1	6 PORT DIVERTER VALVE	CPHY0001-00	
6	1	HYDRAULIC HOSE 1	CPH00126-00	
7	1	HYDRAULIC HOSE 2	CPH00127-00	
8	1	HYDRAULIC HOSE 3	CPH00128-00	
9	1	HYDRAULIC HOSE 4	CPH00129-00	
10	1	HYDRAULIC HOSE 5 (STANDARD)	CPH00132-00	
10	1	HYDRAULIC HOSE 5 (SHORT WHEEL BASE ONLY)	CPH00199-00	
10	1	HYDRAULIC HOSE 5 (LONG WHEEL BASE ONLY)	CPH00188-00	
11	1	HYDRAULIC HOSE 6 (STANDARD)	CPH00133-01	
11	1	HYDRAULIC HOSE 5 (SHORT WHEEL BASE ONLY)	CPH00200-00	
11	1	HYDRAULIC HOSE 5 (LONG WHEEL BASE ONLY)	CPH00189-00	
12	1	HYDRAULIC HOSE 7 (STANDARD)	CPH00134-00	
12	1	HYDRAULIC HOSE 5 (SHORT WHEEL BASE ONLY)	CPH00201-00	
12	1	HYDRAULIC HOSE 5 (LONG WHEEL BASE ONLY)	CPH00190-00	
13	2	9/16" JIC 90 DEGREE BLOCK MM	CPF00069-00	8033
14	10	1/2" BOND SEAL	CPF00056-00	
15	10	1/2" BSP 9/16" JIC AD MM	CPF00014-00	

Note; Serial Break 8033, Hoses CPH00130 & CPH00131 removed.

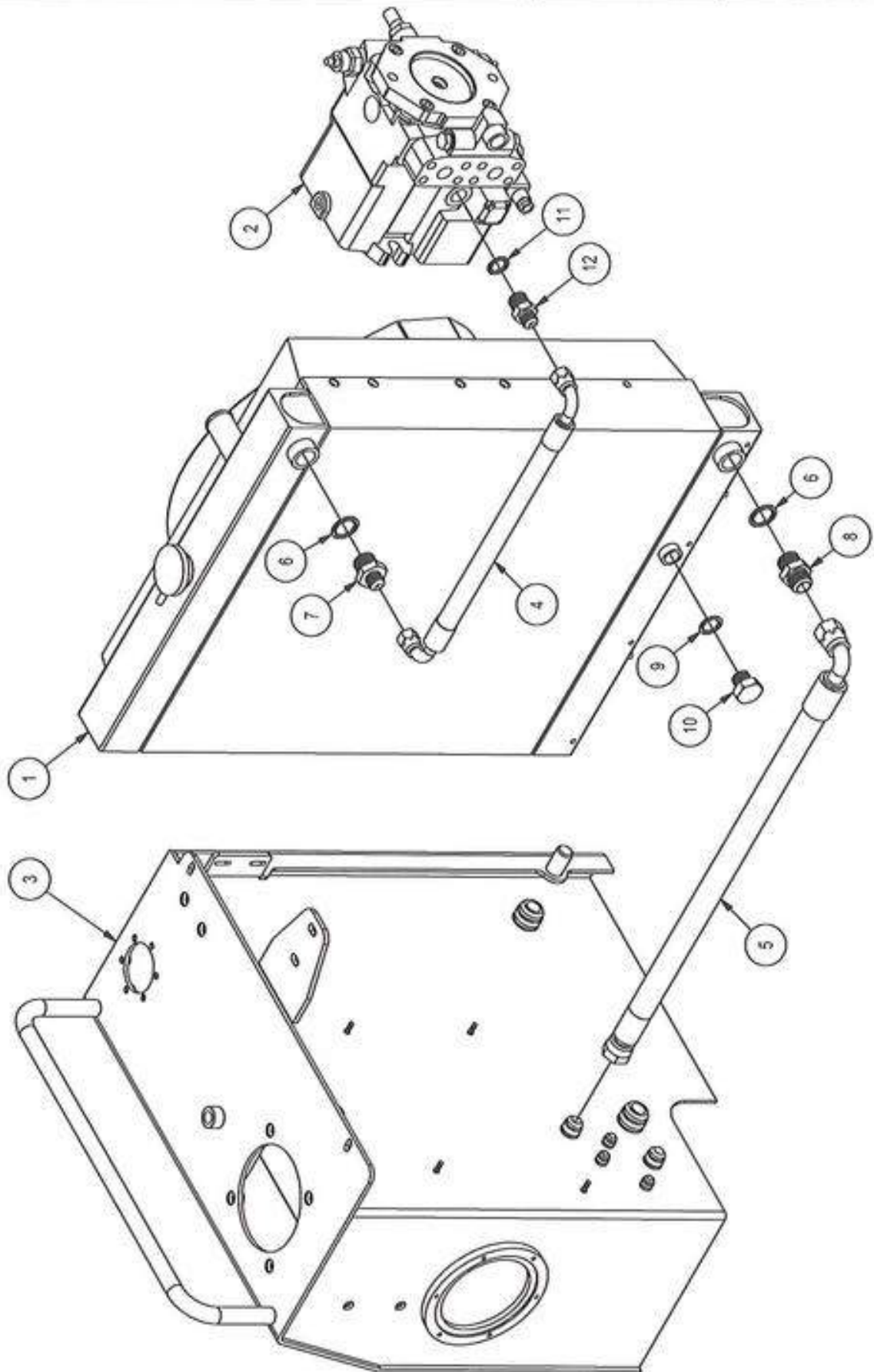
em	Qty	Description	Ref No	Serial break
1	1	VALVE CHEST	CPHY0004-00	
2	1	STEERING MOTOR	CPS00020-00	
3	1	6 PORT DIVERTER VALVE	CPHY0001-00	
4	4	1/2" BSP 9/16" JIC AD MM	CPF00014-00	
5	6	1/2" BOND SEAL	CPF00056-00	
6	2	9/16" JIC TEE-PIECE M/M/F	CPF00005-00	
7	1	HYDRAULIC HOSE 1	CPH00116-00	
8	1	HYDRAULIC HOSE 2	CPH00136-00	
9	1	HYDRAULIC HOSE 3	CPH00137-00	
10	1	HYDRAULIC HOSE 4	CPH00139-00	
11	1	BLEED BLOCK	SPHY0024-00	
12	5	3/8" BSP 9/19" JIC AD MM	CPF00021-00	
13	5	3/8" BOND SEAL	CPF00055-00	
14	2	1/2" BSP 7/8" JIC AD MM	CPF00096-00	
15	1	HYDRAULIC HOSE 5	CPH00138-00	
16	1	GEAR PUMP	CPHY0156-00	
17	1	HYDRAULIC HOSE 6	CPH00140-00	



Item	Qty	Description	Ref No	Serial Break
1	1	HYDRAULIC TANK	CMH00021-00	
2	4	M14 9/16" JIC AD MM	CPF00025-00	
3	4	M14 BOND SEAL	CPF00052-00	
4	1	INCHING VALVE	CPHY0003-00	
5	1	BRAKE VALVE ASSEMBLY	CPHY0006-00	
6	1	3/8" BSP 9/16 JIC AD MM	CPF00026-00	
7	5	3/8" BSP 7/8" JIC AD MM	CPF00021-00	
8	8	3/8 SEAL	CPF00055-00	
9	1	9/16" JIC 90 AD MM	CPF00103-00	
10	1	9/16" JIC T MFM	CPF00003-00	
11	1	HYDRAULIC HOSE 1	CPF00135-00	
12	1	BLEED BLOCK	SPHY0024-00	
13	1	3/8" BSP BUNG	CPF00089-00	
14	1	1/2" SEAL	CPF00056-00	
15	1	1/2" BSP 7/8" JIC AD MM	SPF00012-00	
16	1	HYDRAULIC HOSE 2	CPH00115-00	
17	1	HYDROSTATIC PUMP	CPHY0066-00	
18	1	HYDRAULIC HOSE 3	CPH00125-00	
19	1	HYDRAULIC HOSE 4	CPH00117-00	
20	1	HYDRAULIC HOSE 5	CPH00113-00	
21	1	3/8" BSP BANJO BOLT	CPF00097-00	



tem	Qty	Description	Ref No	Serial Break
1	1	OIL COOLER	CPHY0013-00	
2	1	1" NPT 1" 1/16 JIC AD MM	SPF00035-00	
3	1	1" NPT 3/4" JIC AD MM	CPF00004-00	
4	2	1" SEAL	CPF00058-00	
5	1	HYDRAULIC TANK	CMH00021-00	
6	1	N22 3/4" JIC AD MM	CPF00098-00	
7	1	3/4" JIC T MMF	CPF00086-00	
8	1	HYDROSTATIC PUMP	CPHY0066-00	
9	1	M16 9/16" JIC AD MM	CPF00099-00	
10	1	M16 BOND SEAL	CPF00100-00	
11	1	HYDRAULIC HOSE 1	CPH00119-00	
12	1	HYDRAULIC HOSE 2	CPH00120-00	
13	1	HYDRAULIC HOSE 3	CPH00153-00	

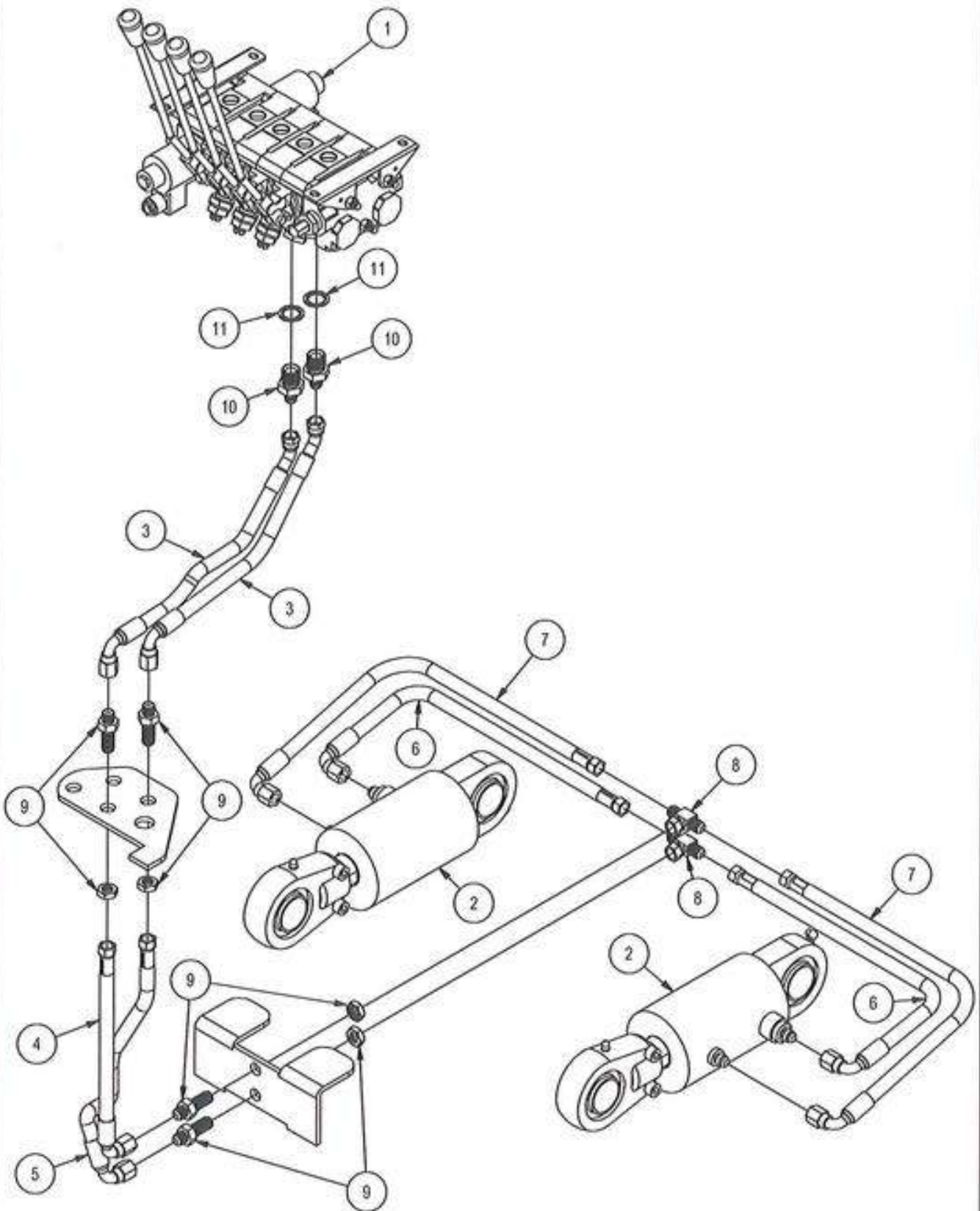


Combilift Ltd		Parts Diagram		Model: C4000	Section 29
OIL COOLER HYDRAULICS				Last Updated: 05/02/07	Ref No: CM40029-01
Parts List					
Item	Qty	Description	Ref No	Serial Break	
1	1	BEC688 COMBINED ALUMINIUM RADIATOR & OIL COOLER ASSEMBLY (LPG)	CPL00191-00		
1	1	BEC692 COMBINED ALUMINIUM RADIATOR & OIL COOLER WITH FAN COWL (DIESEL)	CPK00137-00		
2	1	HYDROSTATIC PUMP	CPHY0066-00		
3	1	HYDRAULIC TANK	See Section 05		
4	1	HYDRAULIC HOSE 1	CPH00156-00		
5	1	HYDRAULIC HOSE 2	CPH00120-00		
6	2	3/4" BOND SEAL	CPF00057-00		
7	1	3/4" BSP 3/4" JIC AD MM	CPF00007-00		
8	1	3/4" BSP 1" 1/16 JIC AD MM	CPF00019-00		
9	1	1/2" BOND SEAL	CPF00056-00		
10	1	1/2" BSP BUNG	CPF00067-00		
10	1	1/2" BSP 7/8" JIC AD MM (IF HEATER IS FITTED)	CPF00096-00		
11	1	M22 BOND SEAL	CPF00156-00		
12	1	M22 3/4" JIC AD MM	CPF00086-00		

TILT CYLINDER HYDRAULICS

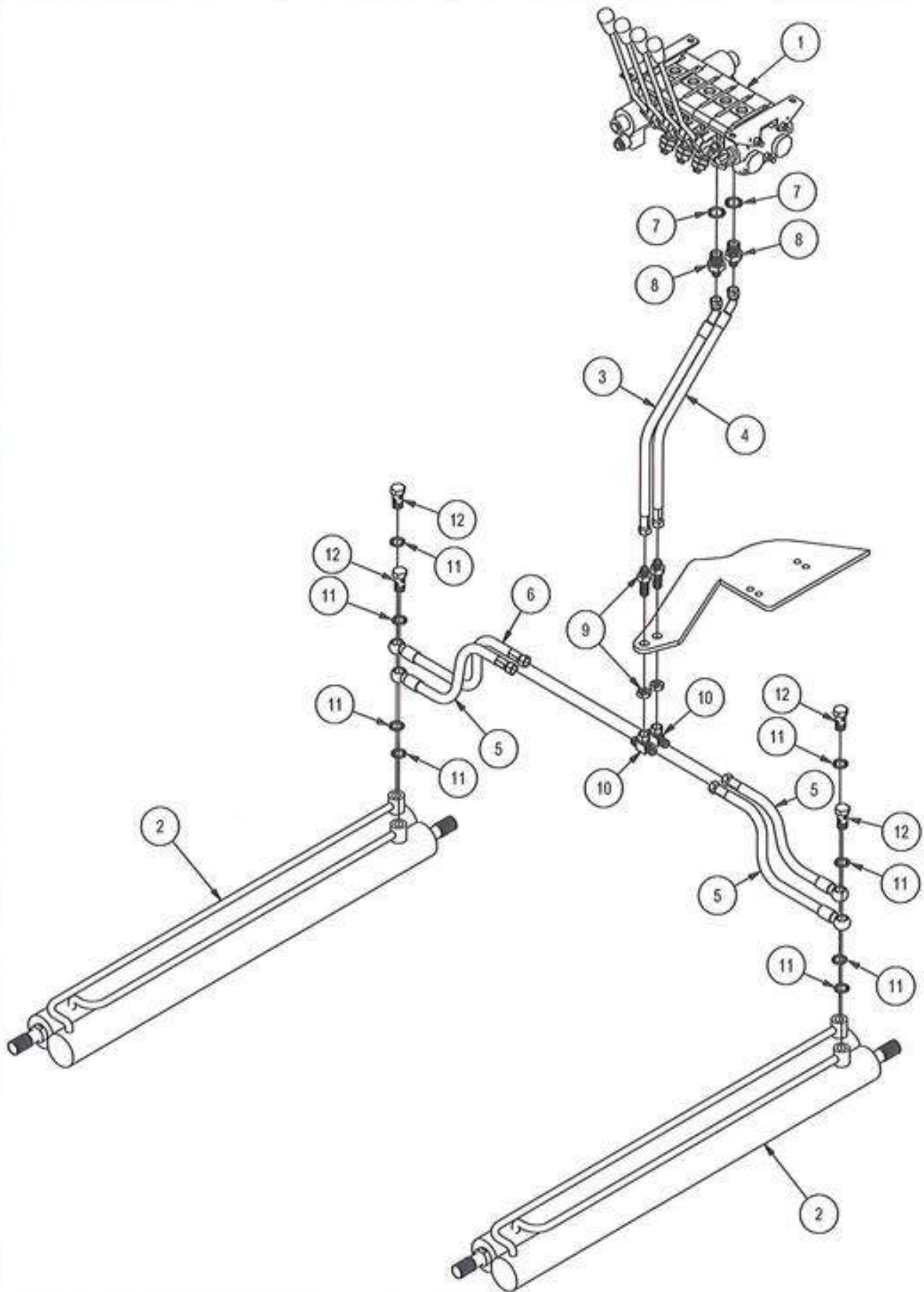
Last Updated:
07/02/07

Ref No:
CM40030-01



Combilift Ltd		Parts Diagram		Model: C4000	Section 30
TILT CYLINDER HYDRAULICS				Last Updated: 07/02/07	Ref No: CM40030-01
Parts List					
Item	Qty	Description	Ref No	Serial Break	
1	1	VALVE CHEST	CPHY0004-00		
2	2	TILT CYLINDER	CMR00017-03		
3	2	HYDRAULIC HOSE 1	CPH00155-01		
4	1	HYDRAULIC HOSE 2	CPH00150-00		
5	1	HYDRAULIC HOSE 3	CPH00149-00		
6	2	HYDRAULIC HOSE 4	CPH00152-00		
7	2	HYDRAULIC HOSE 5	CPH00151-00		
8	2	9/16" JIC TEE MMF	CPF00005-00		
9	4	9/16" JIC MM BULKHEAD	CPF00002-00		
10	2	1/2" BSP 9/16" JIC AD MM	CPF00014-00		
11	2	1/2" BOND SEAL	CPF00056-00		

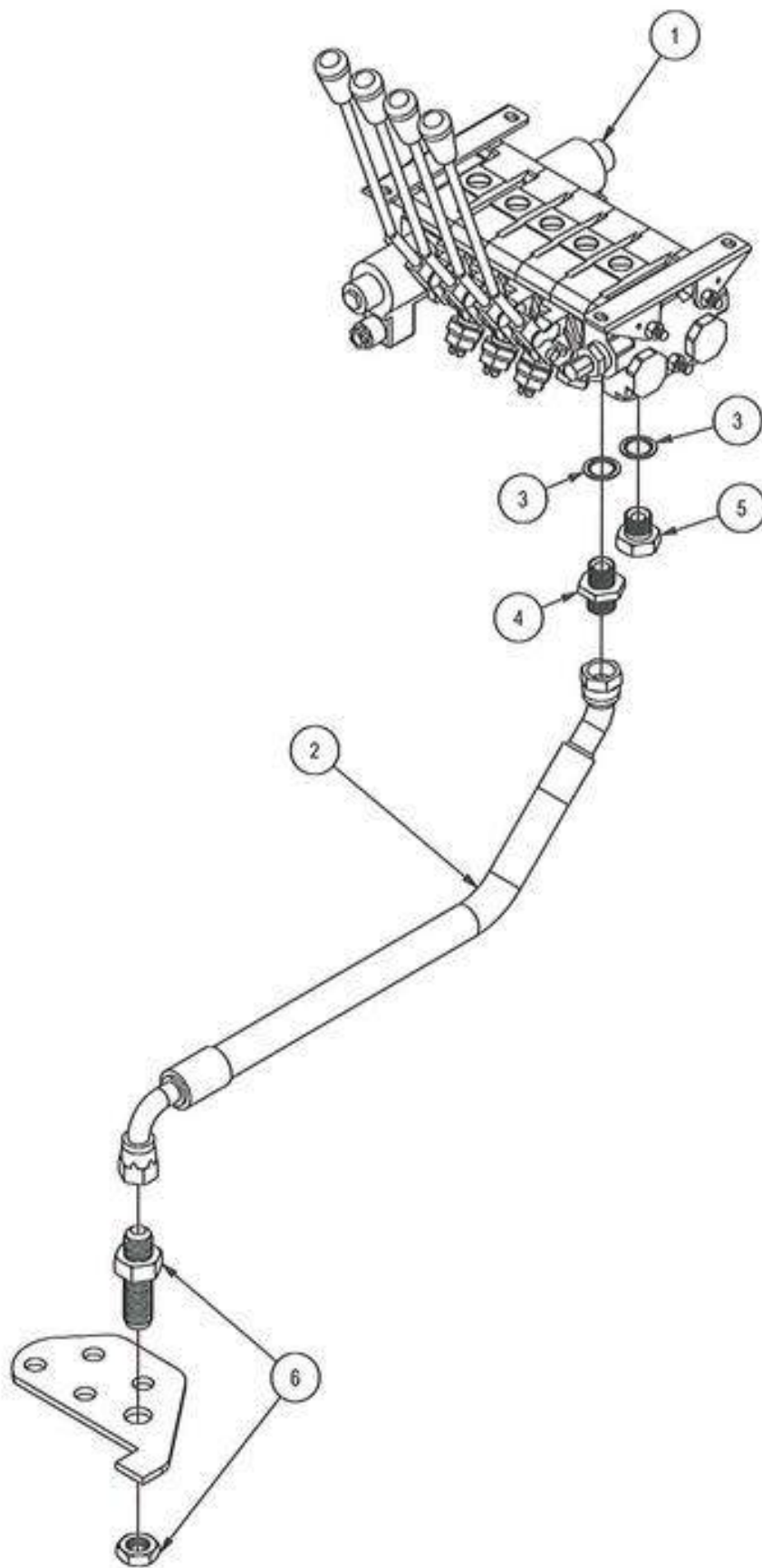
Combilift Ltd	Parts Diagram	Model: C4000	Section 31
CARRIAGE CYLINDER HYDRAULICS		Last Updated: 07/02/07	Ref No: CM40032.1-00



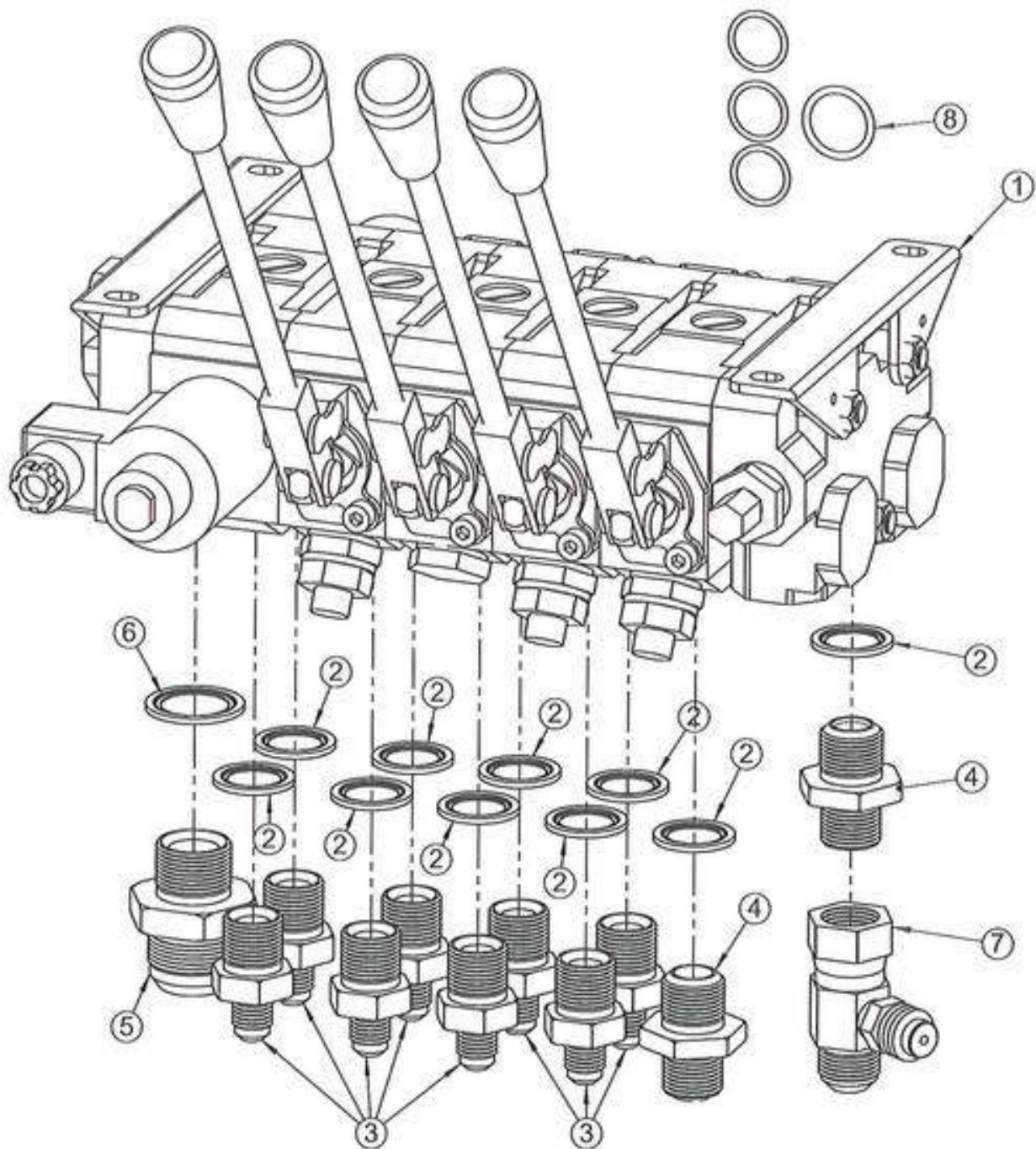
Combilift Ltd		Parts Diagram	Model: C4000	Section 31
CARRIAGE CYLINDER HYDRAULICS			Last Updated: 07/02/07	Ref No: CM40032-01
Parts List				
Item	Qty	Description	Ref No	Serial Break
1	1	VALVE CHEST	CPHY0004-00	
2	2	CARRIAGE CYLINDER *	CMR00051-01	
3	1	HYDRAULIC HOSE 1	CPH00144-00	
4	1	HYDRAULIC HOSE 2	CPH00145-00	
5	3	HYDRAULIC HOSE 3	CPH00143-00	
6	1	HYDRAULIC HOSE 4	CPH00142-00	
7	2	1/2" BOND SEAL	CPF00056-00	
8	2	1/2" BSP 9/16" JIC AD MM	CPF00014-00	
9	2	9/16" JIC MM BULKHEAD MM	CPF00002-00	
10	2	9/16" JIC TEE MMF	CPF00005-00	
11	8	3/ 8" BOND SEAL	CPF00055-00	
12	4	3/ 8" BSP BANJO BOLT	CPF00097-00	

PLEASE NOTE
ALWAYS QUOTE MACHINE SERIAL
WHEN ORDERING PARTS MARKED WITH *

Combilift Ltd	Parts Diagram	Model: C4000	Section 32
VALVE BANK TO MAST (LIFT SECTION)		Last Updated: 07/02/07	Ref No: CM40032-01



Combilift Ltd		Parts Diagram		Model:C4000	Section 32
VALVE BANK TO MAST (LIFT SECTION)				Last Updated: 07/02/07	Ref No: CM40032-01
Parts List					
Item	Qty	Description	Ref No	Serial Break	
1	1	VALVE CHEST	CPHY0004-00		
2	1	HYDRAULIC HOSE 1	CPH00146-01		
3	2	1/2" BOND SEAL	CPF00056-00		
4	1	1/2" BSP 7/8" JIC AD MM	CPF00096-00		
5	1	1/2" BSP BUNG	CPF00067-00		
6	1	7/8" JIC BULKHEAD	SPF00036-00		



Parts Table

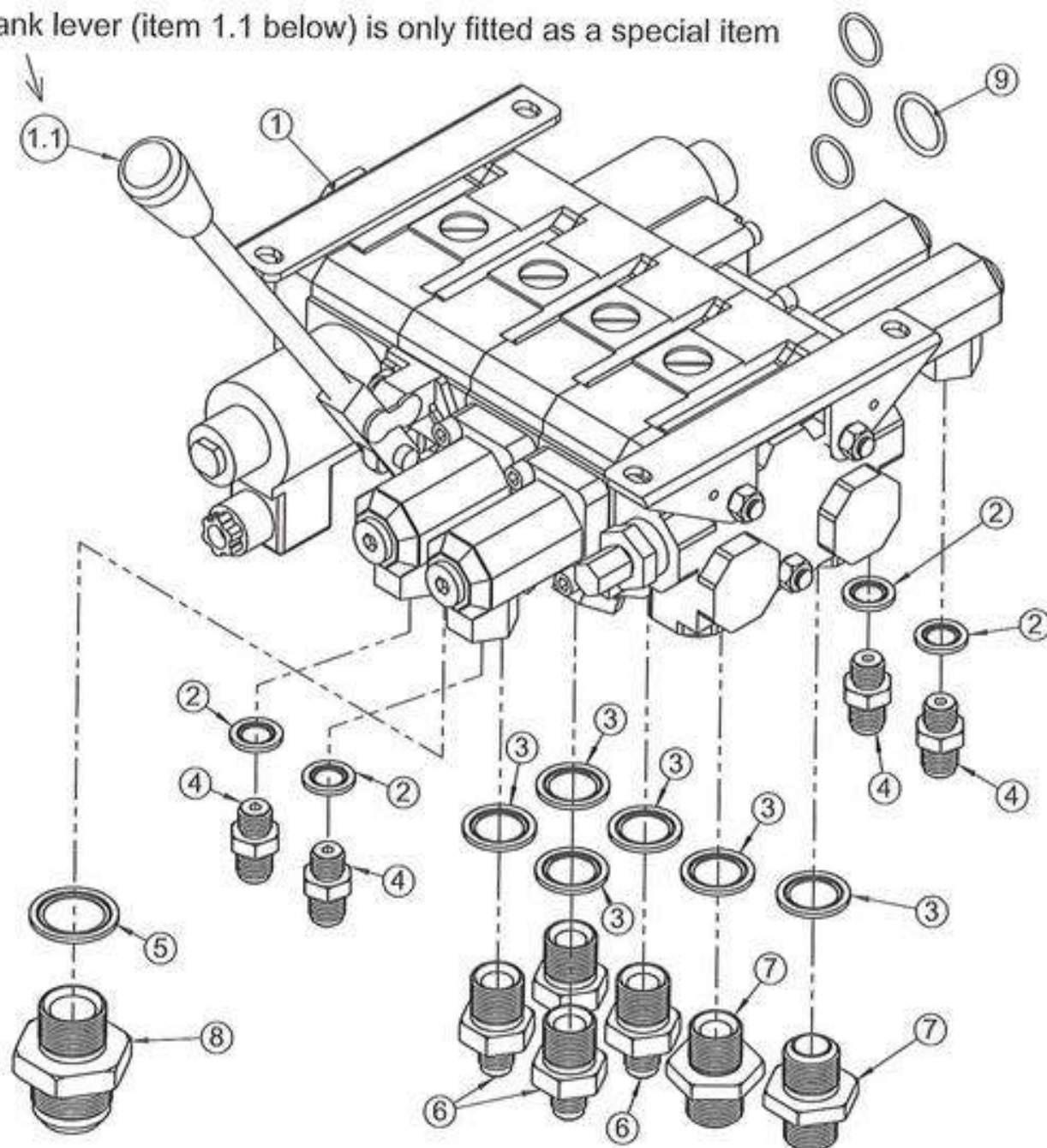
ITEM	QTY.	DESCRIPTION	PART NO.	REV.	SERIAL BREAK
1	1	Valve Bank (4 Sections) *	CPHY0004	01-A	
2	10	1/2" Bond Seal	CPF00056	01-A	
3	8	1/2 BSP - 9/16 JIC Male Male Adapter	CPF00014	01-A	
4	2	1/2"BSPx7/8"JIC M/M Adaptor	SPF00012	01-A	
5	1	3/4" BSP - 1"5/16 JIC M/M Adaptor	SPF00019	01-A	
6	1	3/4" Bond Seal	CPF00057	01-A	
7	1	7/8" JIC M/F Test Point Adaptor	SPF00015	01-A	
8	1	Seal Kit for 1 Valve Bank Section *	CPSK0074	01-A	

Note:

You **"Must"** quote the serial number of the truck when ordering the following item 1 & 8 *

**Note:**

The valvebank lever (item 1.1 below) is only fitted as a special item



Parts Table

ITEM	QTY.	DESCRIPTION	PART NO.	REV.	SERIAL BREAK
1	1	Joystick Control Valve Chest (HDS15/5) *	CPHY0105	02-A	
2	4	1/4" Bond Seal	CPF00054	01-A	
3	6	1/2" Bond Seal	CPF00056	01-A	
4	4	1/4" BSP 9/16" JIC Male/Male Adapter	SPF00027	01-A	
5	1	3/4" Bond Seal	CPF00057	01-A	
6	4	1/2 BSP - 9/16 JIC Male Male Adapter	CPF00014	01-A	
7	2	1/2" BSP - 7/8" JIC M/M Adaptor	CPF00096	01-A	
8	1	3/4" BSP - 1"5/16 JIC M/M Adaptor	CPF00095	01-A	
9	1	Seal Kit for 1 Valve Bank Section	CPSK0074	01-A	

Note:

You **"Must"** quote the serial number of the truck when ordering the following items: 1 *

