

FORKLIFT TRUCK

SPARE PARTS MANUAL

MAKE: ACE

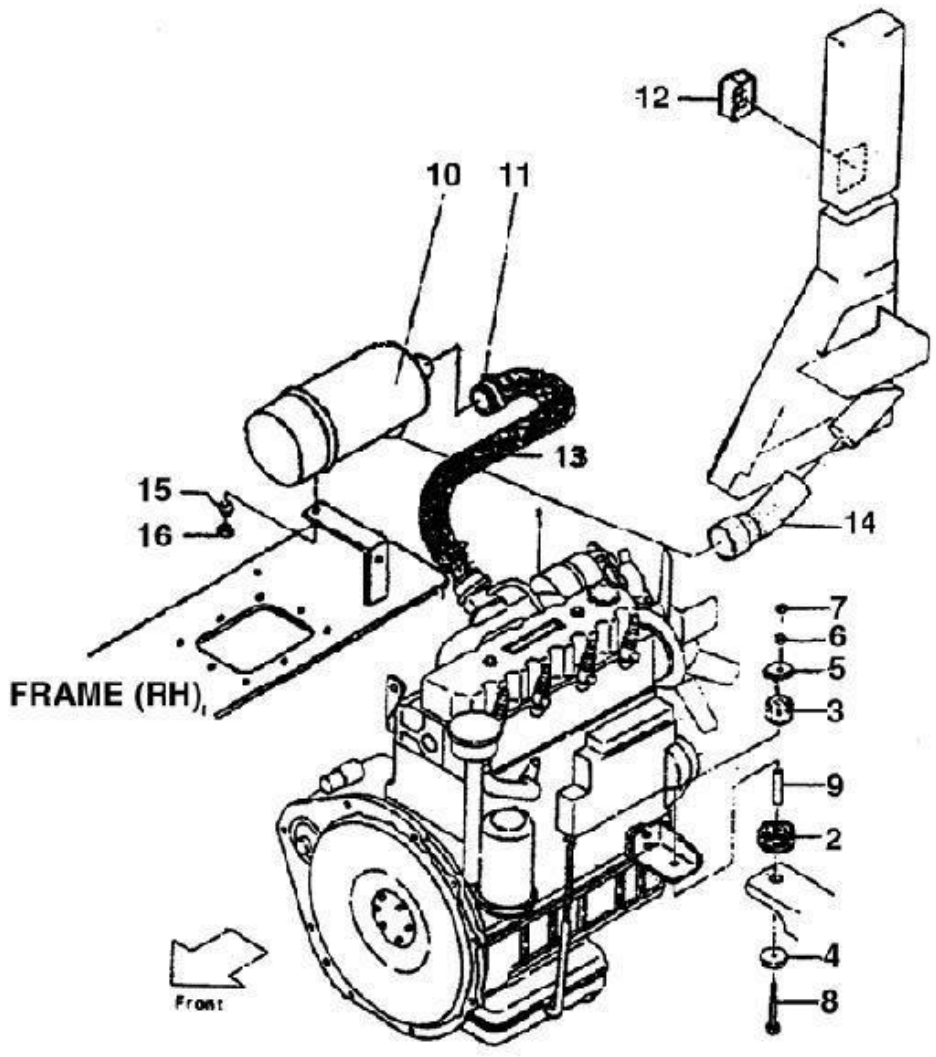
MODEL: AF 20D & AF 30D

FIG No.	PARTICULARS	PAGE NO.
1	ENGINE C90BPG 278 (50 HP@ 2650 RPM)	1
2	COOLING SYSTEM	3
3	FUEL SYSTEM	5
4	EXHAUST SYSTEM	8
5	ELETRIC SYSTEM	10
6	METER BOARD ASSY.	14
7	ELECTRIC ELEMENT MOUNT	16
14	DRIVE AXLE	18
15	DRIVE WHEEL (2t)	20
16	DRIVE WHEEL (3t)	21
17	WHEEL BRAKE (2t)	22
18	WHEEL BRAKE (3t)	25
19	DIFFERENTIAL	28
20	DRIVE UNIT MOUNT (MANUAL TRANSMISSION)	30
21	TRANSMISSION (MANUAL TRANSMISSION)	32
22	DRIVE UNIT MOUNT (TC TRANSMISSION)	38
23	DRIVE UNIT (COVER INCHING VALVE)	44
24	TORQUE-CONVERTER (TC TRANSMISSION)	48
25	HYDRAULIC CLUTCH (TC TRANSMISSION)	50
26	CONTROL VALVE (TC TRANSMISSION)	52
27	INCHING VALVE (TC TRANSMISSION)	53
28	TRANSMISSION CONTROL LINKAGE (TC TRANSMISSION)	54
29	STEERING SYSTEM	56
30	STEERING AXLE	60
31	STEERING WHEEL	64
32	STEERING CYLINDE	65
33	ACCELERATOR PEDL	66
34	BRAKE & CLUTCH CONTROL	68

FIG NO.	PARTICULARS	PAGE NO.
35	MASTER CYLINDER	70
36	BRAKE & INCHING CONTROL	72
37	BRAKE LEVER	74
38	CHASSIS & COUNTER WEIGHT	76
39	HOOD, FLOOR BOARD & SEAT	78
40	INSULATOR MAT	82
41	HYDRAULIC OIL TANK	84
42	GEAR PUMP	86
43	VALVE CONTROL LINKAGE (TWO THROW)	88
44	VALVE CONTROL LINKAGE (THREE THROW)	90
45	VALVE CONTROL LINKAGE (FOUR THROW)	92
46	TORQUE-CONVERTER OIL COOLING SYSTEM	94
47	HYDRAULIC SYSTEM	96
48	OVERHEAD GUARD	98
49	OUTER MAST Assy. 4.5 FFL,3.6 STD,3.0 STD	100
50	MID MAST Assy. 4.5 M FF	102
51	INNER MAST Assy. 4.5 M FF,3.6 STD,3.0 STD	104
52	HYDRAULIC SYSTEM OF 4.5 M FFL	106
53	CARRIAGE & BACK REST ASSY OF 4.5 M FFL,3.6 STD,3.0 STD	108
54	LIFT CYLINDER OF 4.5 M FFL	110
55	CENTRE CYLINDER OF 4.5 M FFL	112
56	FORK	114
57	FORK(2T)	115
58	FORK(3T)	116
59	CYLINDER BLOCK FLYWHEEL HOUSING ASSEMBLY	118
60	CYLINDER HEAD AND MANIFOLDS ASSEMBLY	122
61	OIL SUMP ASSEMBLY	126
62	PISTON CONNECTING ROD ASSEMBLY	128

FIG NO.	PARTICULARS	PAGE NO.
63	TIMING GEAR TRAIN ASSEMBLY	130
64	CYLINDER HEAD COVER ASSEMBLY	134
65	OIL PUMP AND OIL PIPE ASSEMBLY	136
66	COOLING WATER PUMP AND FAN ASSEMBLY	138
67	FUEL SUPPLY SYSTEM ASSEMBLY	140
68	OIL FILTER ,STARTING MOTOR AND ALTERNATOR ASSEMBLY	142
69	FLUID COUPLING	144
70	MODIFICATIONS	146

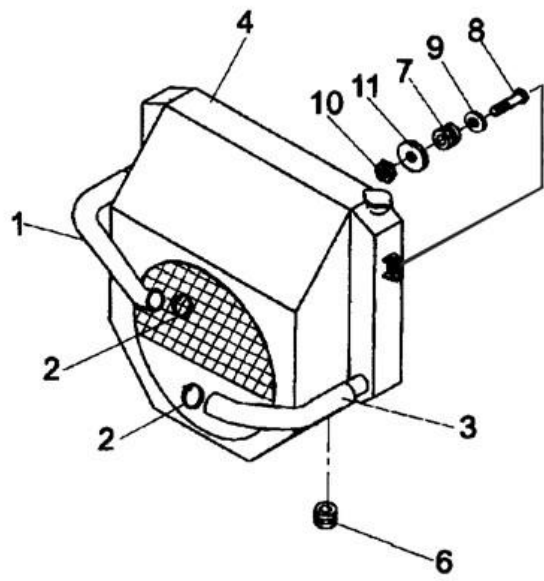
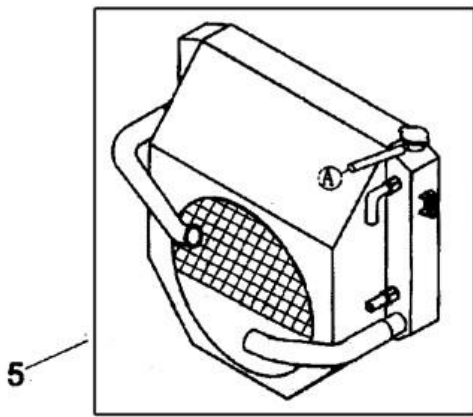
ENGINE A90BPG (50 HP@ 2650 RPM)



ENGINE A90BPG (50 HP @ 2650 RPM)

ITEM NO.	DESCRIPTION	PART NO.	QT Y.
1	A490-Engine	180301010000	1
2	RUBBERLOWERE.MTG	180301010500	2
3	RUBBERUPPERE.MTG	180301010600	2
4	PLATE 1	180301011000	2
5	PLATE 2	180301012000	2
6	Washer	901601000000	2
7	HEX NUT-M10	901201000000	2
8	BOLT HEX-M10X120	901101012240	2
9	Collar	180301010700	2
10	Air Cleaner Assy	C0F010910100	1
11	Ø 60 Hose Clamp	955400450600	4
12	AIR INTAKE FILTER	180307041000	1
13	HOSE AIR CLEANER TO ENGINE INTAKE MANIFOLD	180301020200	1
14	HOSE AIR PASSAGE TO AIR CLEANER	180301020300	1
15	SPRING WASHER M8	901610800000	2
16	HEX NUT-M8	901200800000	2
	Air filter element (Dual) (I)	180301020500	1
	Air filter element (Single) (V& J)	KW1634X00000	1
	Engine Mounting rubber set (V& J)	C0F012030500	2

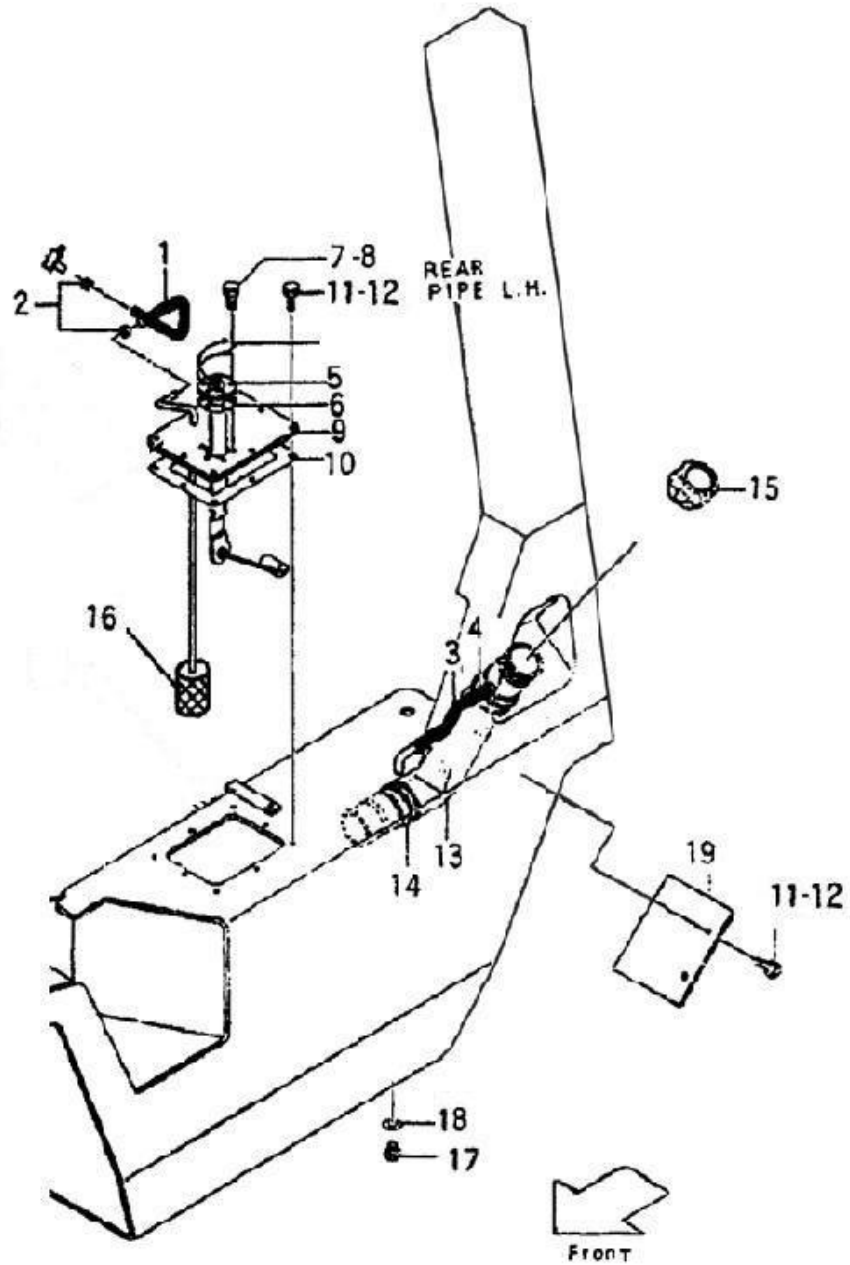
COOLING SYSTEM



COOLING SYSTEM

ITEM NO.	DESCRIPTION	PART NO.	QTY.
1	HOSE ENGINE TO RADIATOR	180301030300	1
2	Ø 45 Hose Clamp	955400450600	4
3	HOSE RADIATOR TO ENGINE	180301030500	1
4	RADIATOR ASSY (MECH) (I)	183301030100	1
	RADIATOR ASSY (MECH) (V&J)	COF020510100	1
5	RADIATOR ASSY (TC) (I)	180301030100	1
	RADIATOR ASSY (TC) (V&J)	C0F021160100	1
6	Rubber (Manual Transmission)	C0F012280100	2
7	RUBBER GROMET	180304030250	2
8	BOLT HEX-M10X40	901101012080	4
9	SPRING WASHER M10	901611000000	4
10	NYLOCK NUT-M10	901201000000	4
11	WASHER PLAIN M10	901601000000	4

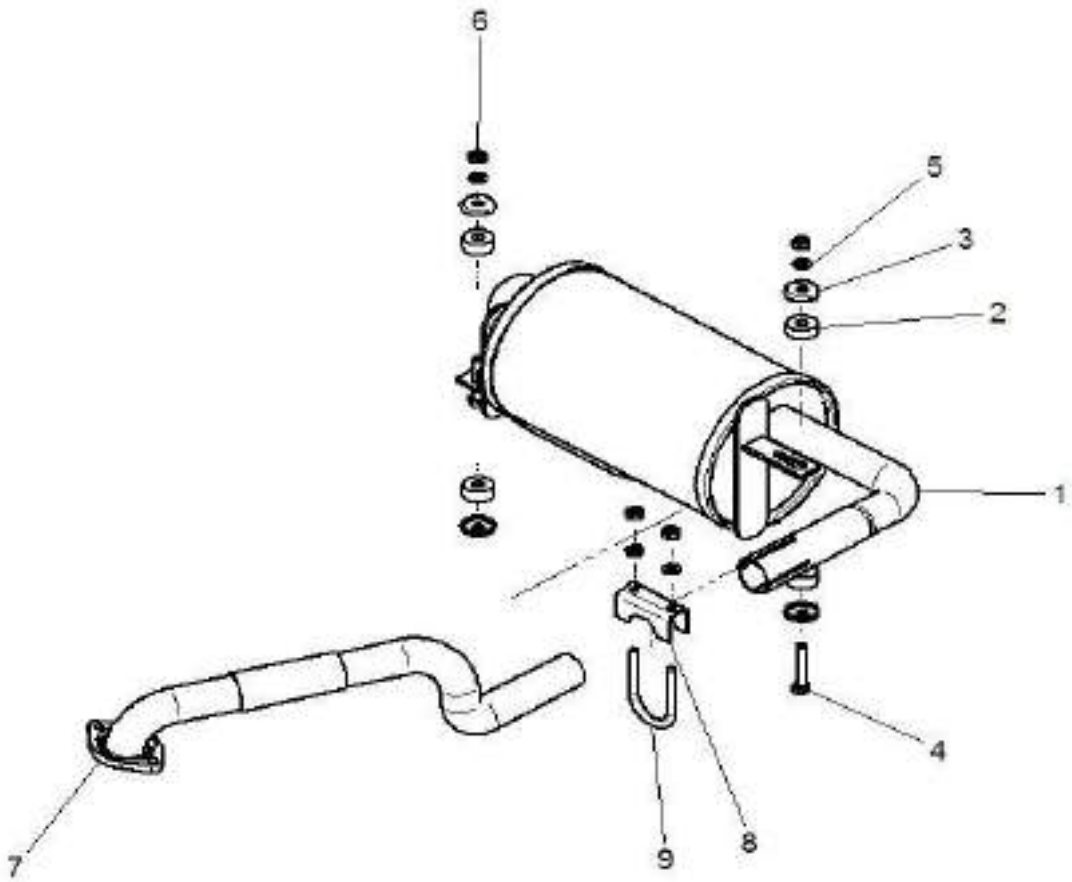
FUEL SYSTEM



FUEL SYSTEM

ITEM NO.	DESCRIPTION	PART NO.	QTY.
1	HOSE FROM FUEL TANK	919972101120	1
2	Ø25 HOSE CLAMP	955400250350	2
3	HOSE FUEL INTAKE PIPE TO FUEL TANK	180305070000	1
4	Ø 25 HOSE CLAMP	955400250350	2
5	FUEL INDICATOR UNIT (I) FUEL INDICATOR UNIT (V& J)	180301050300 C0F010640100	1 1
6	PACKING (SUPPLY WITH FUEL INDICATOR UNIT)		1
7	BOLT HEX-M5X15	901100512030	5
8	WASHER SPRING M5	901610500000	5
9	DIESEL TANK COVER PLATE	180301050100	1
10	TANK COVER GASKET	180308020200	1
11	BOLT HEX-M8X35	901100812070	8
12	SPRING WASHER M8	901610800000	8
13	HOSE FUEL INTAKE TO FUEL TANK	180305060000	4
14	Ø 45 HOSE CLAMP	955400450600	2
15	CAP FUEL INTAKE	180307040370	1
16	FUEL FILTER	COF010620100	1
17	MAGNETIC PLUG M 24X 1.5	100083301900	2
18	DOWTY SEAL M24	925081001200	2
19	PLATE (SIDE SUPPORT 2)	180305011500	1

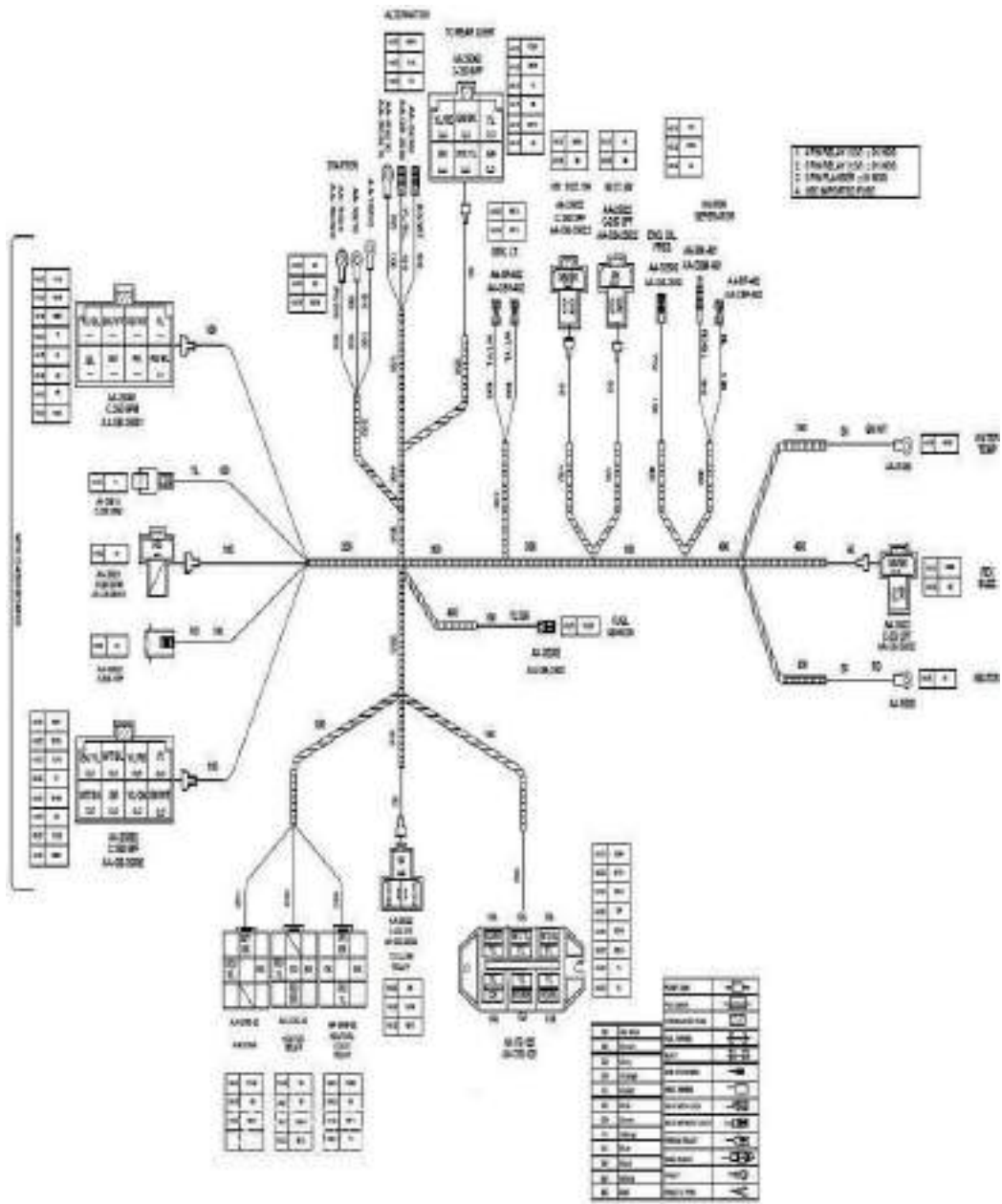
EXHAUST SYSTEM



EXHAUST SYSTEM

ITEM NO.	DESCRIPTION	PART NO.	QT Y.
1	SILENCER (I)	180301040100	1
	SILENCER (V&J) 20 D	C0F010430100	1
	SILENCER (V&J) 30 D	C0F030410100	1
2	Rubber grommet for silencer mounting	180301040500	4
3	SILENCER GROMMET CUP	180301040700	4
4	BOLT HEX M10x60	901101012120	2
5	Washer Spring M10	901611000000	4
6	Nut Hex M10, Gr.8	901201002000	4
7	SILENCER PIPE	180301040200	1
8	SILENCER U-CLAMP	180301040300	1
9	SILENCER U BOLT	180301040400	1

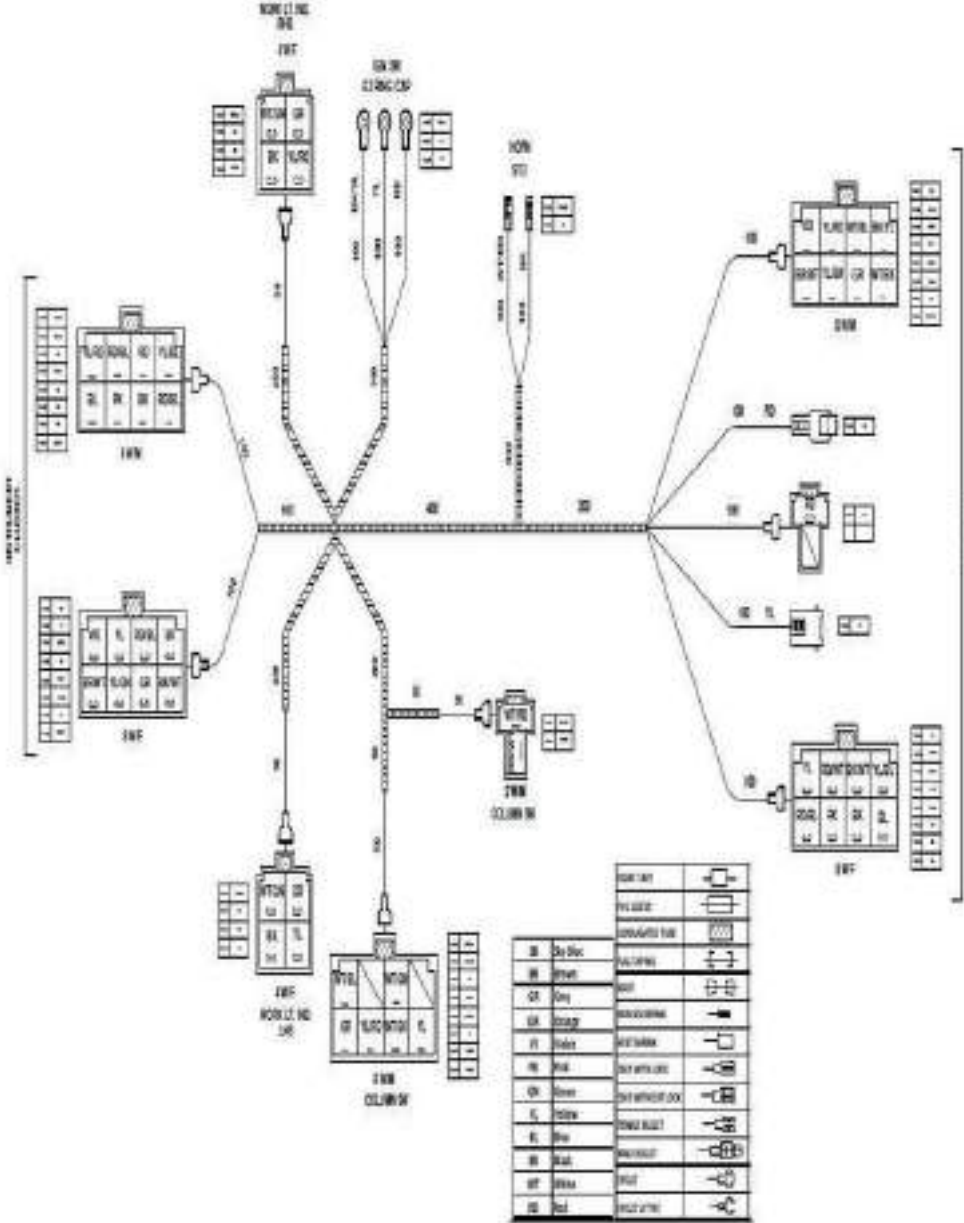
ELETRIC SYSTEM



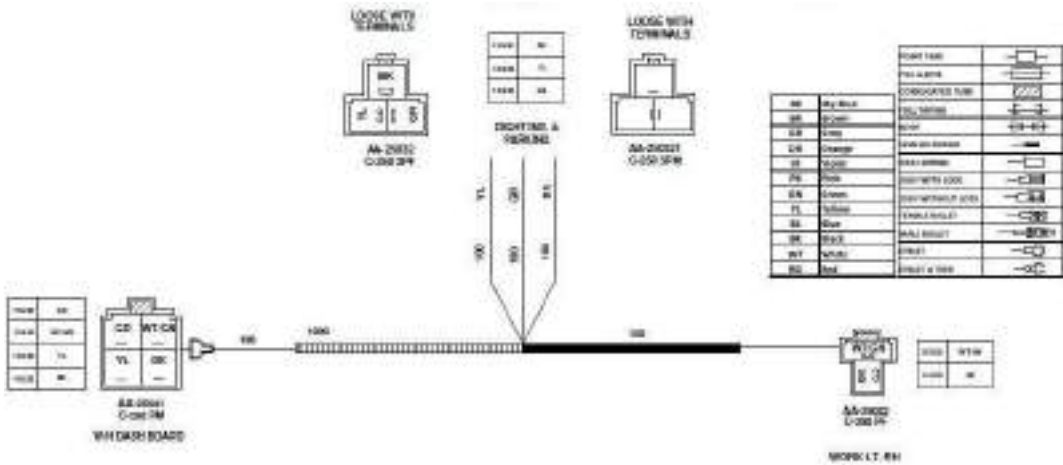
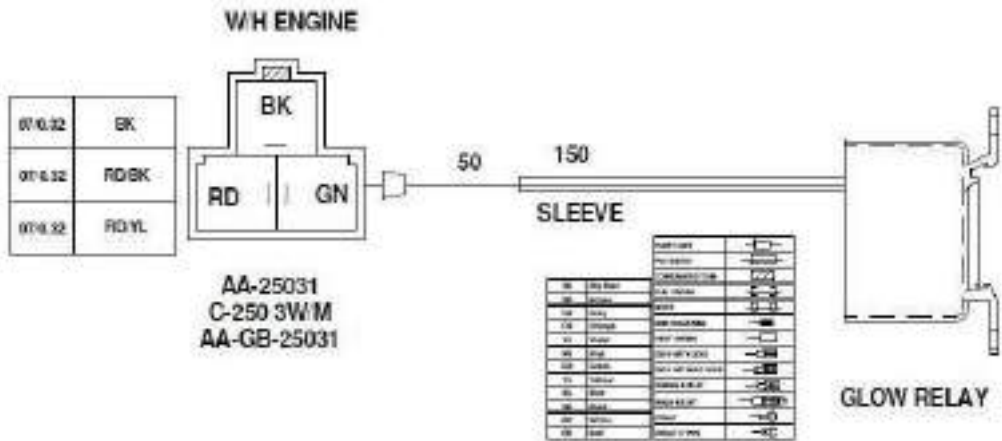
ELETRIC SYSTEM

ITEM NO.	DESCRIPTION	PART NO.	QTY.
-	Engine Harness (TC Transmission) AF 20 D	18020210100	1
-	Engine Harness (TC Transmission) AF 30 D (I)	18030210100	1
-	Engine Harness (TC Transmission) AF 30 D (V&J)	C0D010210100	1
-	Engine Harness (Manual Transmission) (I)	18033210100	1
-	Engine Hamess (M) (V&J)	C0D020210100	1

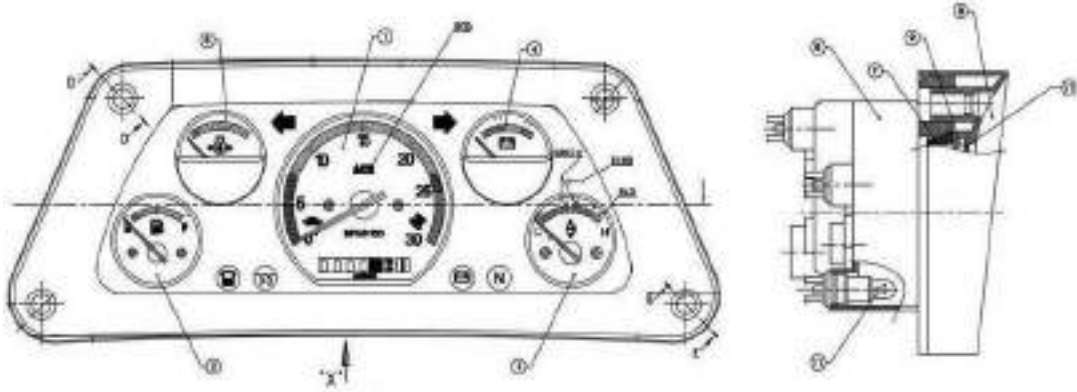
ELETRIC SYSTEM



ELETRIC SYSTEM



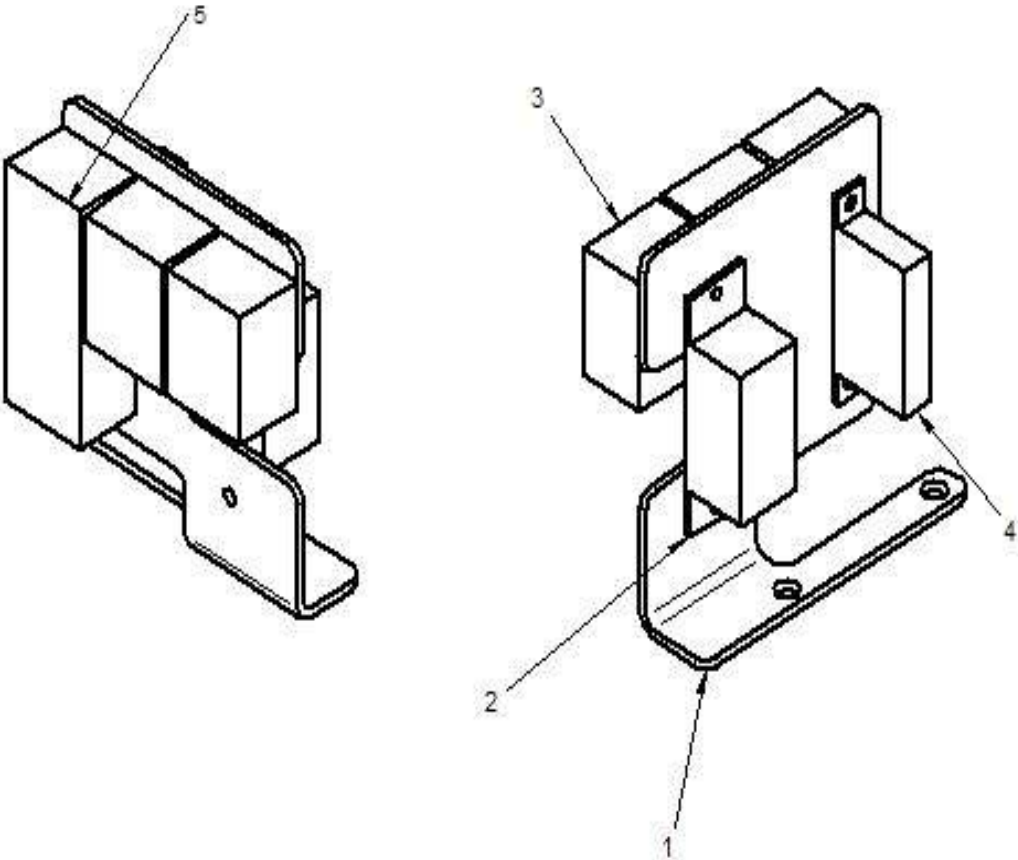
METER BOARD ASSY.



METER BOARD ASSY.

ITEM NO.	DESCRIPTION	PART NO.	Q T
1	INSTRUMENT CLUSTER UNIT (I)	180304031200	1
	INSTRUMENT CLUSTER TC (J)	C0D0123301AO	1
	INSTRUMENT CLUSTER (MANUAL) (J)	C0D0123301M0	1
	INSTRUMENT CLUSTUR UNIT TC (V)	C0D0123001V0	1
	COMBINATION SWITCH (I)	180302010200	1
	COMBINATION SWITCH (J)	C0D010260100	1
	COMBINATION SWITCH (V)	ZK0000000000	1

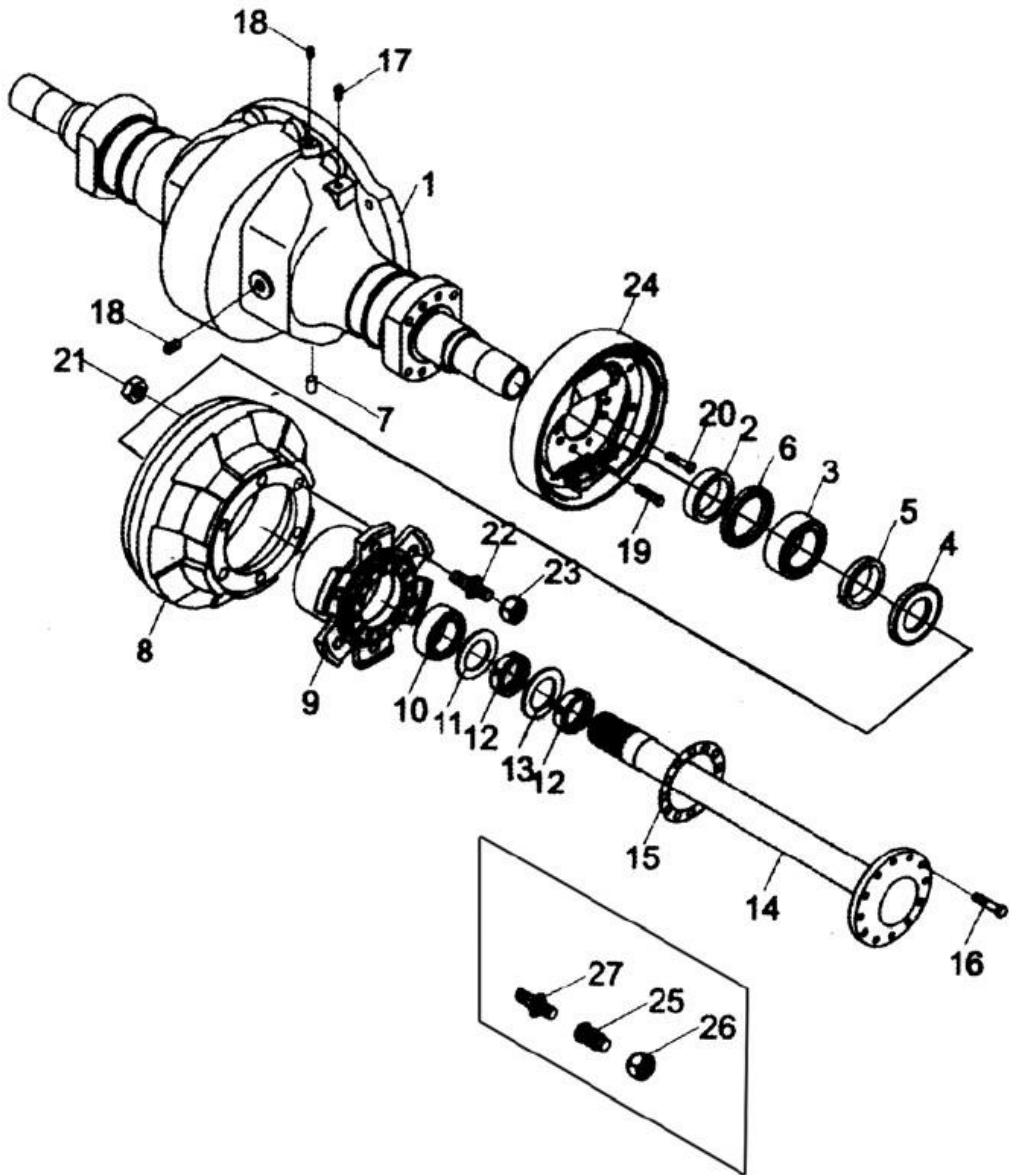
ELECTRIC ELEMENT MOUNT



ELECTRIC ELEMENT MOUNT

ITEM NO.	DESCRIPTION	PART NO.	QTY.
1	FUSE BOX MOUNTING BKT	180302010100	1
2	FUSE BOX (I)	180302011200	1
3	FLASHER (I)	180302011300	1
	FLASHER (V &J)	SG1520000000	1
4	GLOW RELAY (I)	180302011400	1
5	RELAY (I)	180302011500	1
	PANEL BOARD ELECTRICAL (J) (BOX TYPE)	BX2052000000	1
	PANEL BOARD ELECTRICAL (V) (BOX TYPE)	BX2052000V00	1

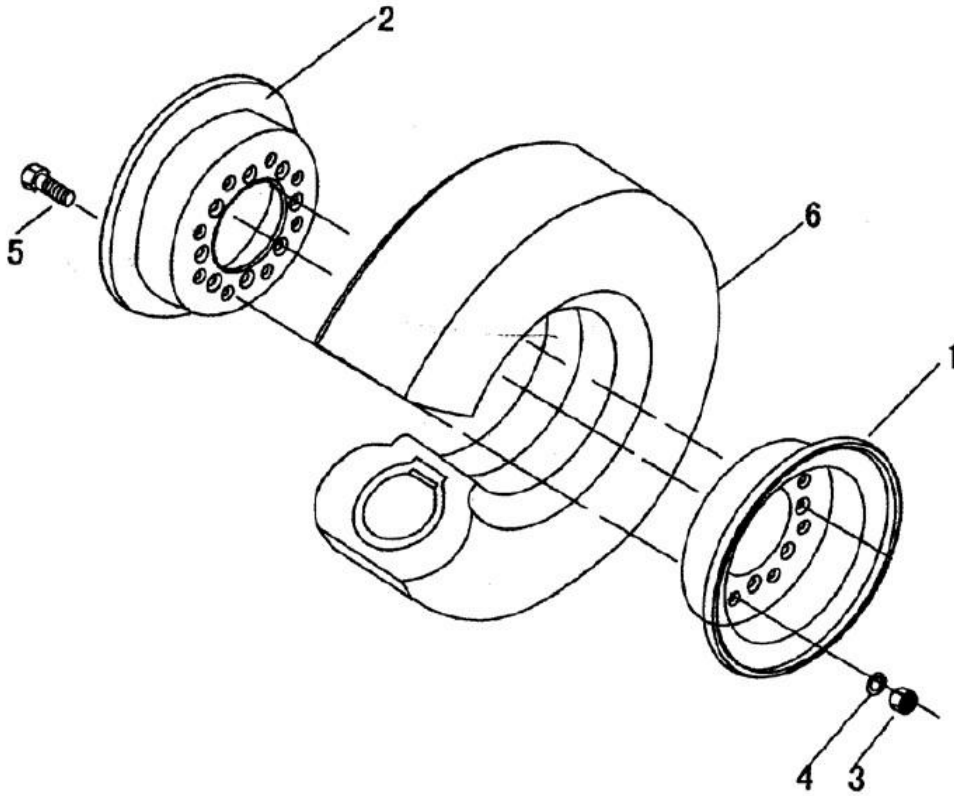
DRIVE AXLE



DRIVE AXLE

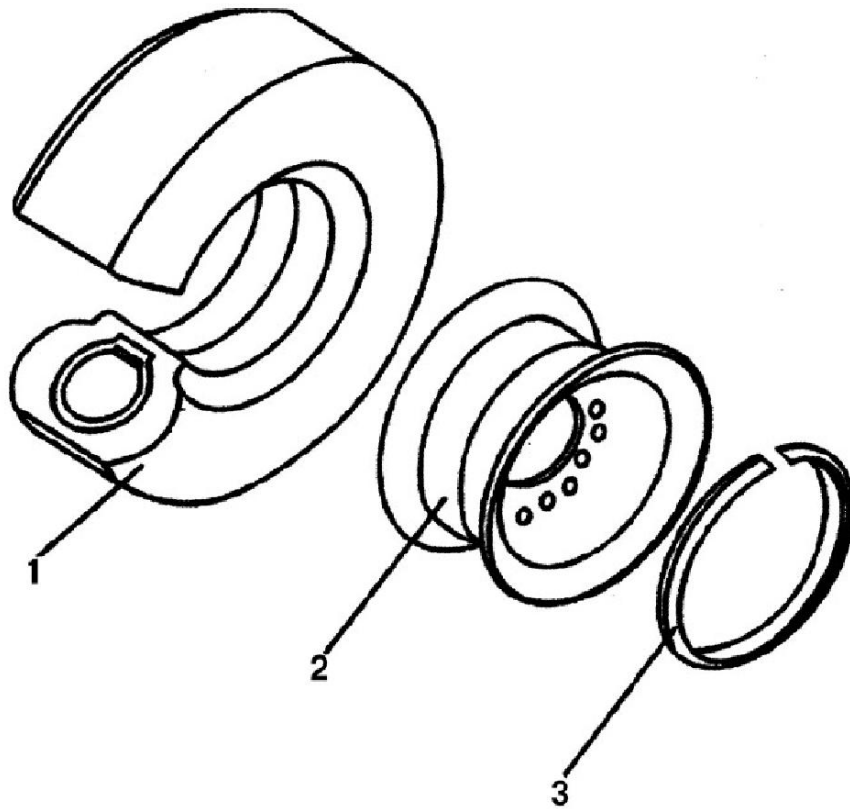
ITEM NO.	DESCRIPTION	PART NO.	QTY.
--	FRONT AXLE ASSY SINGLE DRIVE	180303010000	1
--	FRONT AXLE ASSY DUAL DRIVE	180303020000	1
1	Housing axle (For AF20D)	C0Q012120100	1
--	Housing axle (For AF30D)	C0Q032120100	1
2	Retainer oil seal	C0Q012130100	2
3	SC100x125x12 Seal, Oil	GB9877188000	2
4	Retainer	C0Q012140100	2
5	Washer	C0Q012150100	2
6	30214 Bearing		2
7	B10x30 Pin	GB1198600000	1
8	Drum, brake (For AF20D)	C0Q012090100	2
--	Drum, brake(For AF30D)	C0Q032090100	2
9	Hub Front (For AF20D)	C0Q012060100	2
--	Hub Front (For AF30D)	C0Q032060100	2
10	Seal, Oil	C0Q012040100	2
--	33012 Bearing		2
11	Packing	C0Q012020100	2
12	M60x2 Nut	GB8108800000	4
13	φ 60Washer	GB8588800000	2
14	Shaft, drive (For AF20D)	C0Q012100100	2
--	Shaft, drive (For AF30D)	C0Q032100100	2
15	Packing	C0Q012050100	2
16	Bolt	C0Q012010100	24
17	Breather air	Q900B0000000	1
18	Plug	Q61906000000	3
19	M14x1.5x40 Bolt	GB5786860000	12
20	Bolt	C0Q012160100	4
21	M20x1.5 Nut		12
22	Bolt (For AF20D)		12
--	Bolt (For AF30D)	C0CQ32081000	12
23	Nut (For AF20D)		12
--	Nut (For AF30D)		12
24	Wheel brake (For AF20D)	C0Q01SH00100	2
--	Wheel brake (For AF30D)	C0Q03SH00100	2
25	Nut, hut		12
26	Nut, hut	COCQ52060100	12
27	Bolt, hut	C0Q032080100	12

DRIVE WHEEL (2t)



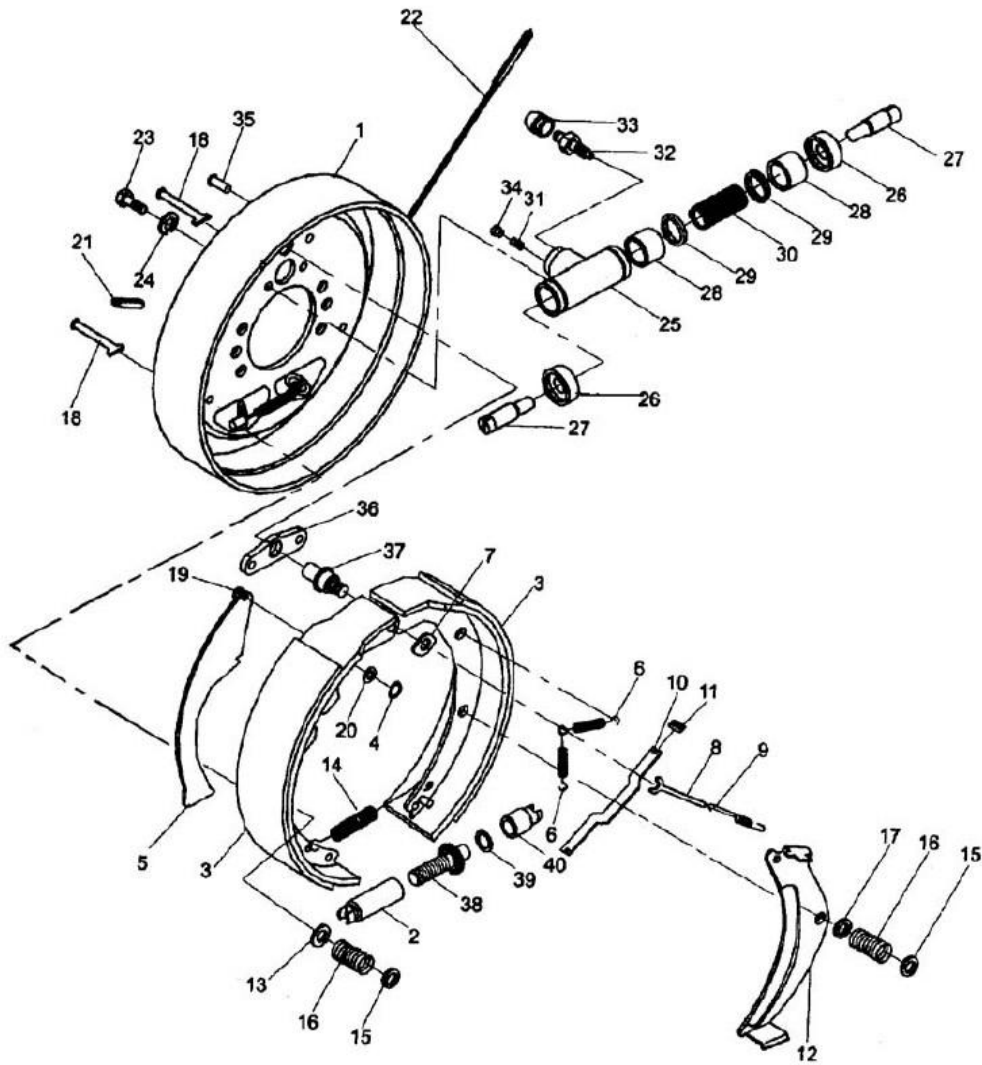
ITEM NO.	DESCRIPTION	PART NO.	QTY.
1	RIM FRONT- OUTER (5.00S-12)	180203050000	2
2	RIM FRONT (5.00S-12)	180203020000	2
3	M16 Nut	901201600000	2
4	φ 16 Washer lock	901611600000	12
5	M16x35 Bolt	901101612070	12
6	PNEUMATIC TYRE (7X12)	182082400200	2

DRIVE WHEEL (3t)



ITEM NO.	DESCRIPTION	PART NO.	QTY.
1	28X9-15-12PR Tyre	183082400600	2
--	Tyre	183082400600	4
2	Rim	960400000500	2
--	Rim	960400001250	2
3	Snap ring (ALONG WITH RIM)	RIM PART	2

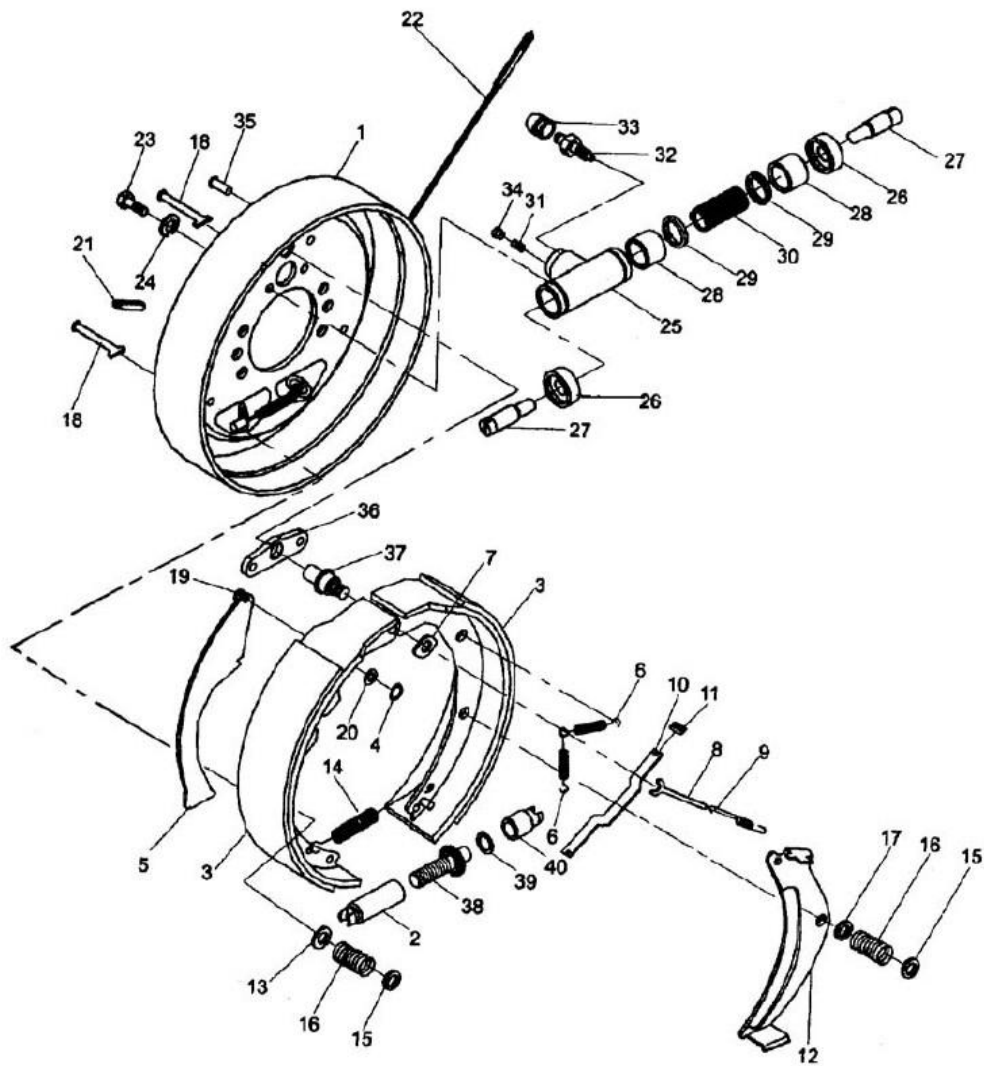
WHEEL BRAKE (2t)



WHEEL BRAKE (2t)

ITEM NO.	DESCRIPTION	PART NO.	QTY.
A	Wheel brake	C0Q010200100	1
B	Wheel brake	C0Q010210100	1
1	Back plate	C0Q010220100	1
2	Adjuster cover	C0Q012310100	1
3	Brake shoe	C0Q012320100	2
4	Washer spring	C0Q012330100	1
5	Lever LH brake	C0Q012340100	1
6	Spring shoe return	C0Q012350100	2
7	Plate shoe guide	C0Q012360100	1
8	Stopper pole lever	C0Q012370100	1
9	Spring actuator	C0Q012380100	1
10	Strut	C0Q012390100	1
11	Spring	C0Q012400100	1
12	LeverLH pole	C0Q012410100	1
13	Washer cup	C0Q012420100	3
14	Spring	C0Q012430100	1
15	Washer, cup	C0Q012440100	4
16	Spring	C0Q012450100	4
17	Washer, cup	C0Q012460100	1
18	Pin, shoe hold	C0Q012470100	1
19	Pin lever	C0Q012480100	2

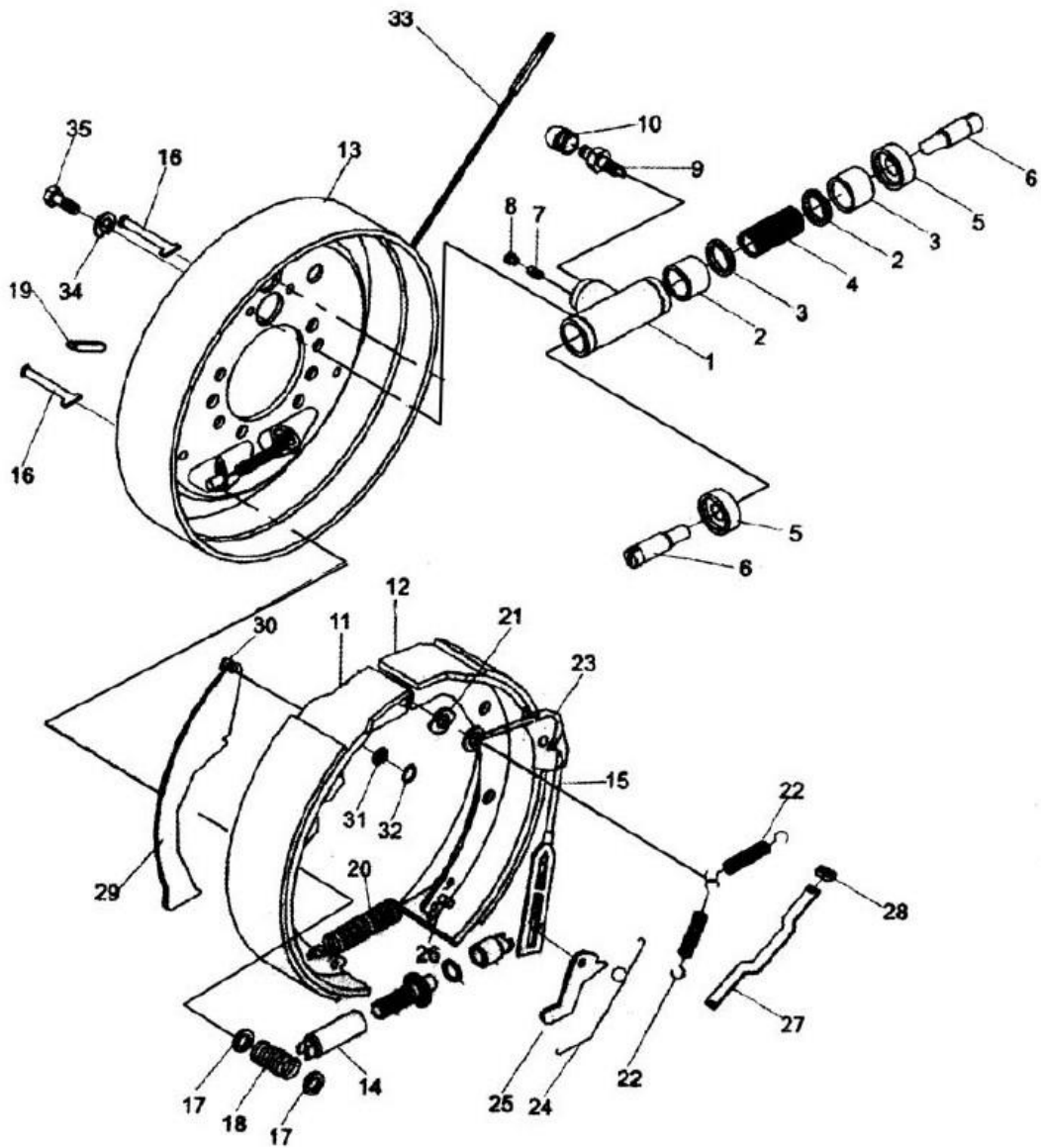
WHEEL BRAKE (2t)



WHEEL BRAKE (2t)

ITEM NO.	DESCRIPTION	PART NO.	QTY.
22	Shim	C0Q012490100	1
--	Plug rubber	C0Q012500100	1
23	Cable L.H	C0Q012510100	1
24	Cable R.H	C0Q012520100	1
B	M8x16 Bolt	901100812030	2
25	8, Washer lock	901610800000	2
26	Wheel cylinder Assy	C0Q012550100	1
27	Body	C0Q012560100	1
28	Cover, dust	C0Q012570100	2
29	Rod, Piston	C0Q012580100	2
30	Piston	C0Q012590100	2
31	Cup Piston	C0Q012600100	2
32	Spring	C0Q012610100	1
33	Seat tube	C0Q012620100	1
34	Bleeding Screw	C0Q012630100	1
35	Cap, screw	C0Q012640100	1
36	Cap dust	C0Q012650100	1
37	Rivet	C0Q012660100	2
38	Plate	C0Q012670100	1
39	Pin Lever	C0Q012680100	1
40	Adjust bolt	C0Q012690100	1

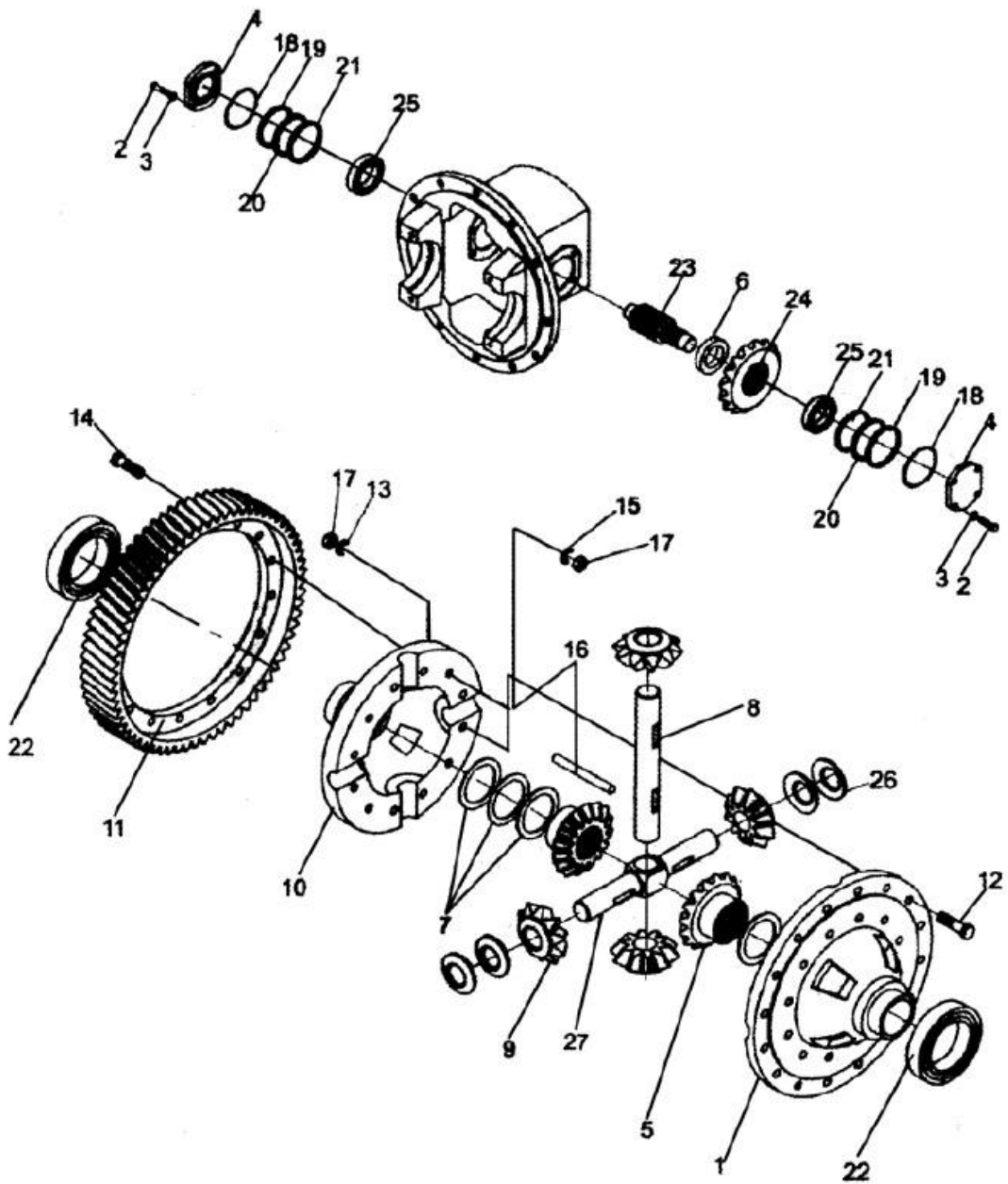
WHEEL BRAKE (3t)



WHEEL BRAKE (3t)

ITEM NO.	DESCRIPTION	PART NO.	QTY
A	Wheel Brake	C0Q030200100	1
B	Wheel Brake	C0Q030210100	1
	Wheel cylinder Assy	C0Q030210100	1
1	Cylinder	C0Q032310100	1
2	Piston	C0Q032320100	2
3	Cup, piston	C0Q032330100	2
4	Spring	C0Q032340100	1
5	Cover, dust	C0Q032350100	2
6	Rod, piston	C0Q032360100	2
7	Plug	C0Q032370100	1
8	Screw	C0Q032380100	1
9	Screw, breather	C0Q032390100	1
10	Cap, screw	C0Q032400100	1
11	Pin, shoe & lining Assy.	C0Q032410100	1
12	Pin, shoe & lining Assy.	C0Q032420100	1
13	Back plate	C0Q032430100	1
17	Clearance adjuster	C0Q032440100	1
18	Spring & Fitting Assy.	C0Q032450100	1
19	Pin, shoe hold down	C0Q032460100	2
20	Cup, shoe hold down	C0Q032470100	4
21	Spring, shoe hold down	C0Q032480100	2
22	Cover, adjusting hole	C0Q032490100	1
23	Spring shoe	C0Q032500100	1
24	Guide plate	C0Q032510100	1
25	Return spring, brake shoe	C0Q032520100	2
26	Guide, cable	C0Q032530100	1
27	Spring	C0Q032540100	1
28	Level	C0Q032550100	1
29	Pin	C0Q032560100	1
30	Strut L.H.	C0Q032570100	1
31	Spring	C0Q032580100	1
32	Rod	C0Q032590100	1
33	Pin	C0Q032600100	1
--	Washer, spring	C0Q032610100	1
	Wheel cylinder kit	C0Q032102000W	1

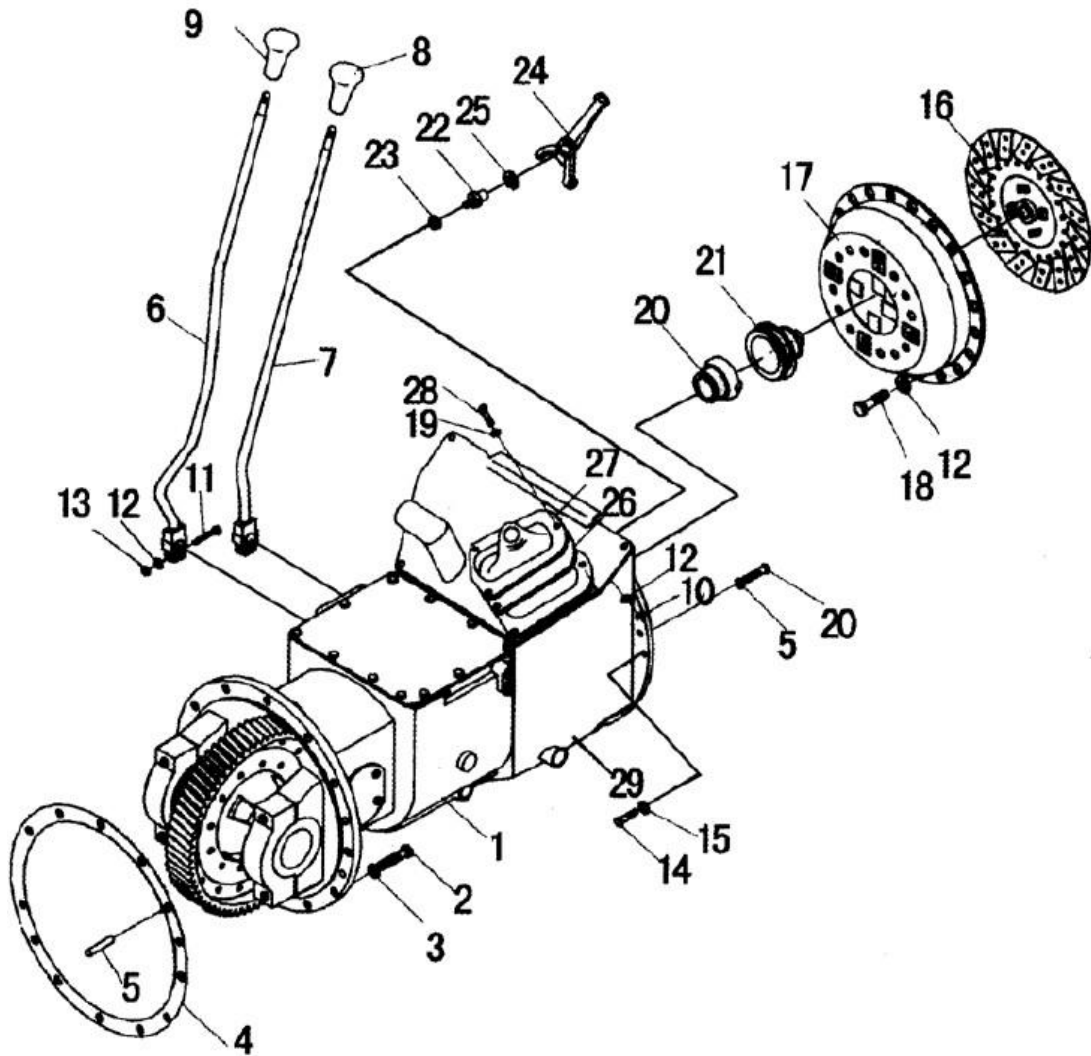
DIFFERENTIAL



DIFFERENTIAL

ITEM NO.	DESCRIPTION	PART NO.	QTY.
1	Case, cross L.H	C0C013110100	1
2	M10x1.25x25 Bolt	GB5786860000	8
3	φ 10 Washer	901611000000	8
4	Cover, Bearing	C0C013120100	2
5	Gear, Side	C0C013130100	2
6	Spacer	C0C013140100	1
7	Washer	C0C013150100	2
--	Washer	C0C013160100	2
--	Washer	C0C013170100	2
8	Shaft, Pinion	C0C013180100	1
--	Shaft, Pinion	C0C013190100	1
9	Gear, Pinion	C0C013200100	4
10	Case, cross R.H	C0C013210100	1
11	Gear, ring	C0C013220100	1
12	Bolt	C0C013230100	12
13	Washer, lock	C0C013240100	8
14	Bolt	C0C013250100	16
15	Plate, lock	C0C013260100	8
16	6dx30 Pin parallel	GB1198600000	1
17	M10x1.25 Nut	GB6171860000	28
18	75x3.1 O-ring	GB1235760000	2
19	Shim	C0C013270100	2
20	Shim	C0C013280100	4
21	Shim	C0C013290100	2
22	30213 Bearing	GB2729300000	2
23	Shaft, final pinion gear	C0C013300100	1
24	Gear, spiral bsevel	C0C013310100	1
25	32207 Bearing	GB2979400000	2
26	Washer thrust	C0C013320100	4

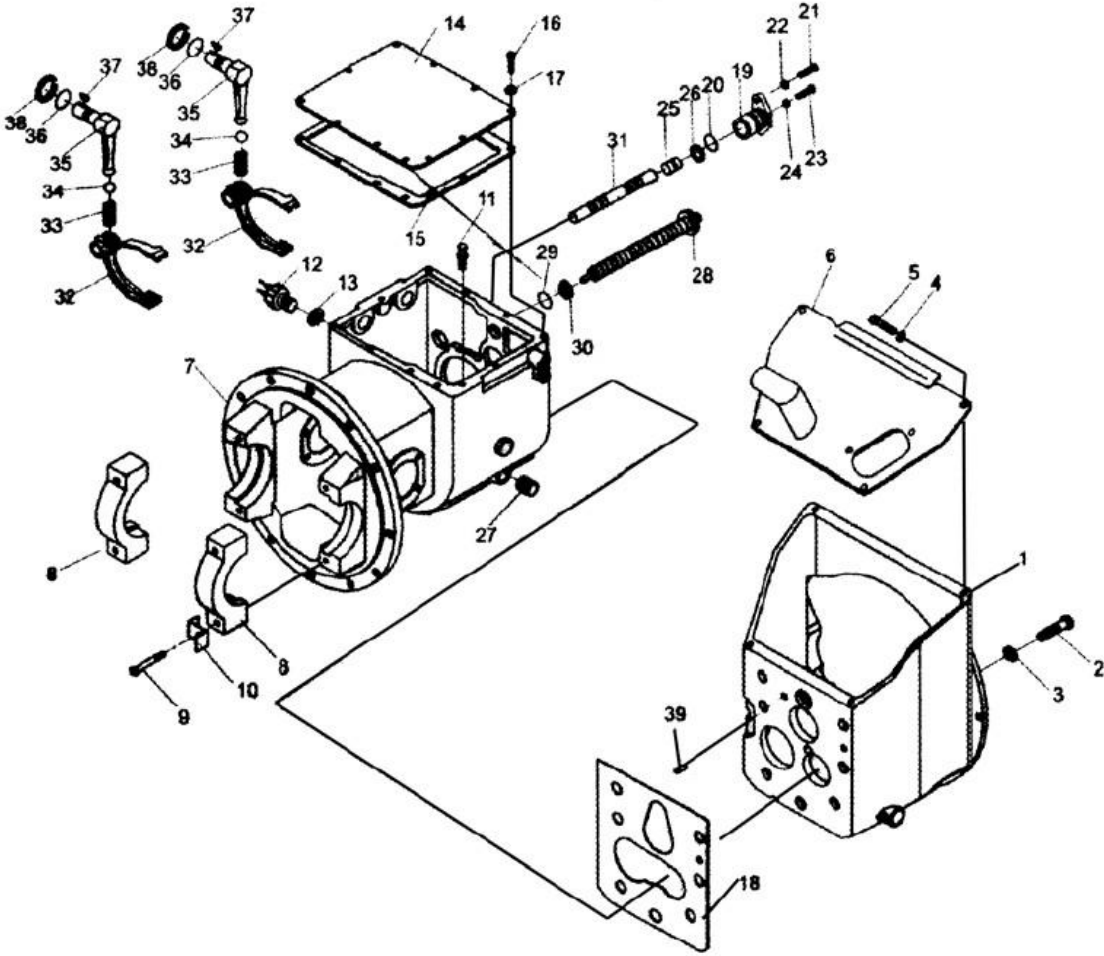
DRIVE UNIT MOUNT (MANUAL TRANSMISSION)



DRIVE UNIT MOUNT (MANUAL TRANSMISSION)

ITEM NO.	DESCRIPTION	PART NO.	QTY.
1	Drive unit	180301110000	1
2	M12x1.25x40-6g Bolt	901101222090	12
3	φ 12 Washer, lock	901611200000	12
4	Packing	180301060300	1
5	Pin, parallel	GB1198600000	1
6	Lever, speed change	180330160000	1
7	Lever, direction change	180330150000	1
8	Knob, direction	180330120000	1
9	Knob, speed	180330110000	1
10	M8 Nut	901200800000	2
11	M8x35-6g Bolt	901100812070	2
12	φ 8 Washer, lock	901610800000	10
13	M8-6H Nut	901200800000	2
14	M10x50 Bolt	901101012100	9
15	φ 10 Washer	901611000000	9
16	Clutch disc Assy.	C0C010240100	1
17	Clutch cover	C0C010250100	1
18	M8x20 Bolt	901100812040	6
19	φ 8 Washer	901610800000	2
20	Retainer, bearing	C0C012070100	1
21	Bearing, thrust	968821100000	1
22	Pivot, clutch yoke	C0C012080100	1
23	M12x1.25 Nut	GB6171860000	1
24	Yoke, Clutch	C0C012090100	1
25	Snap, ring	C0C012100100	1
26	Cover dust	C0C012110100	1
27	Retainer, cover	C0C012120100	1
28	M8x16 Bolt	901100812030	2
29	Clutch housing	C0C012010100	1
30	M10x1.25x35	901101012070	1

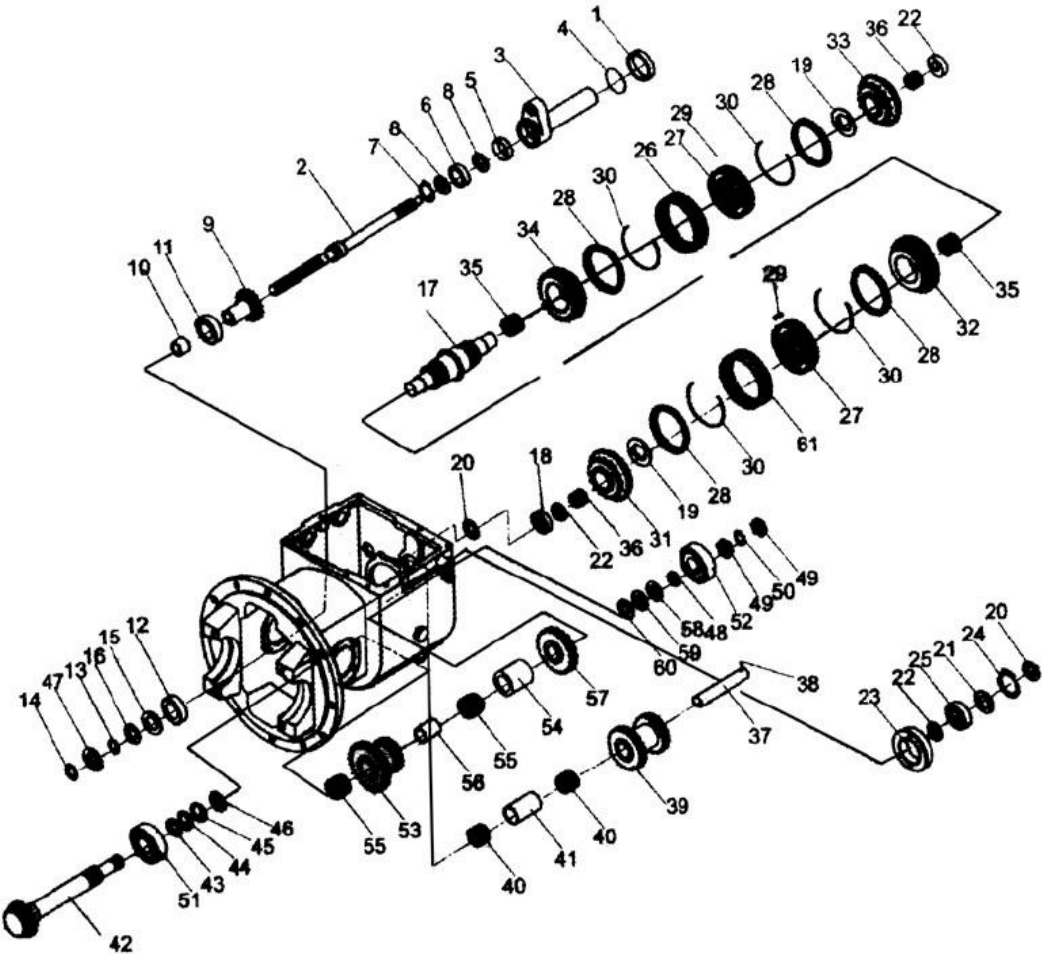
TRANSMISSION (MANUAL TRANSMISSION)



TRANSMISSION (MANUAL TRANSMISSION)

ITEM NO.	DESCRIPTION	PART NO.	QTY.
1	Clutch housing	C0C012010100	1
2	M10x30 Bolt	901101012060	7
3	10 Washer, lock	901611000000	7
4	6 Washer, lock	901610600000	4
5	M6x16 Bolt	901500612030	4
6	Cover, case	C0C012050100	1
7	Case, transmission	C0C012310100	1
8	Cap, bearing	C0C012320100	2
9	Bolt	C0C012330100	4
10	Plate, lock	C0C012340100	4
11	Air Breather	C0C012350100	1
12	Switch, back-lamp	C0C012360100	1
13	Washer	C0C012370100	1
14	Case, cover	C0C012380100	1
15	Gasket, case cover	C0C012390100	1
16	M10x16 Bolt	901101012030	10
17	10 Washer, lock	901611000000	17
18	Gasket, clutch housing	C0C012020100	1
19	Supporter, arm shaft	C0C012400100	1
20	35x3.1 O-ring	GB1235760000	1
21	M8x20 Bolt	901100812040	1
22	8 Washer, lock	901610800000	2
23	M10x45 Bolt	901101012090	1
24	M10 Nut	901201000000	1
25	Plug		1
26	20x2.4 O-ring	GB1235-76	1
27	ZG1/2" Plug	C0C01-24201	1
28	Bolt side	C0C01-24301	1
29	28x3.5 O-ring	GB1235-76	1
30	Washer	C0C01-24401	1
31	Rod, shift	C0C01-24501	1
32	Fork, shift	C0C01-24601	2
33	Spring	C0C01-24701	2
34	10 Ball, steel	GB308-89	2
35	Lever, shift	C0C01-24801	2
36	22x2.4 O-ring	GB1235-76	2
37	5x19 Key	GB1099-79	2

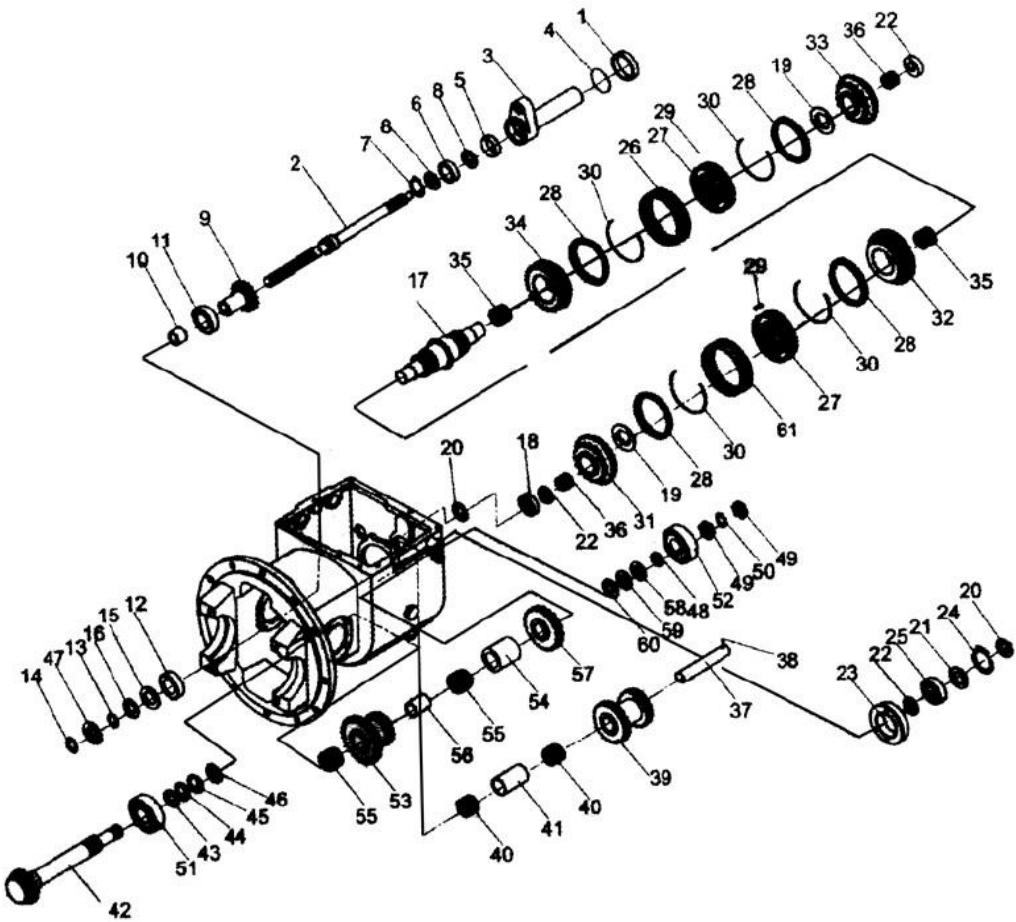
TRANSMISSION (MANUAL TRANSMISSION)



TRANSMISSION (MANUAL TRANSMISSION)

ITEM NO.	DESCRIPTION	PART NO.	QTY.
1	Collar	C0C012510100	1
2	Shaft, main drive	C0C012520100	1
3	Retainer, bearing	C0C012530100	1
4	42x3.5 O-ring	GB1235760000	1
5	Seal, oil	C0C012540100	1
6	6205 Bearing, ball	GB2769400000	1
7	47 snap ring	GB8932860000	1
8	25 snap ring	GB8941860000	2
9	Gear, input	C0C012550100	1
10	Spacer	C0C012560100	1
11	6207 Bearing, ball	GB2769400000	1
12	50207 Bearing, ball	GB2729300000	1
13	Spacer	C0C012570100	1
14	35 Snap ring	GB8941860000	1
15	72/78.6 Ring, thrust	GB3058900000	1
16	Spacer	C0C012580100	1
17	Shaft, main	C0C012590100	1
18	42306 Bearing, ball	GB2838700000	1
19	48 Snap ring	GB8941860000	2
20	30 Snap ring	GB8941860000	2
21	Spacer	C0C012600100	1
22	Plate, thrust	C0C012610100	2
23	Retainer, bearing	C0C012620100	1
24	72 Snap ring	GB8942860000	1
25	306 Bearing, ball	GB2769400000	1
26	Gear sleeve	C0C012630100	2
27	Gear hub	C0C012640100	2
28	Ring	C0C012650100	4
29	insert	C0C012660100	6
30	Spring	C0C012670100	4

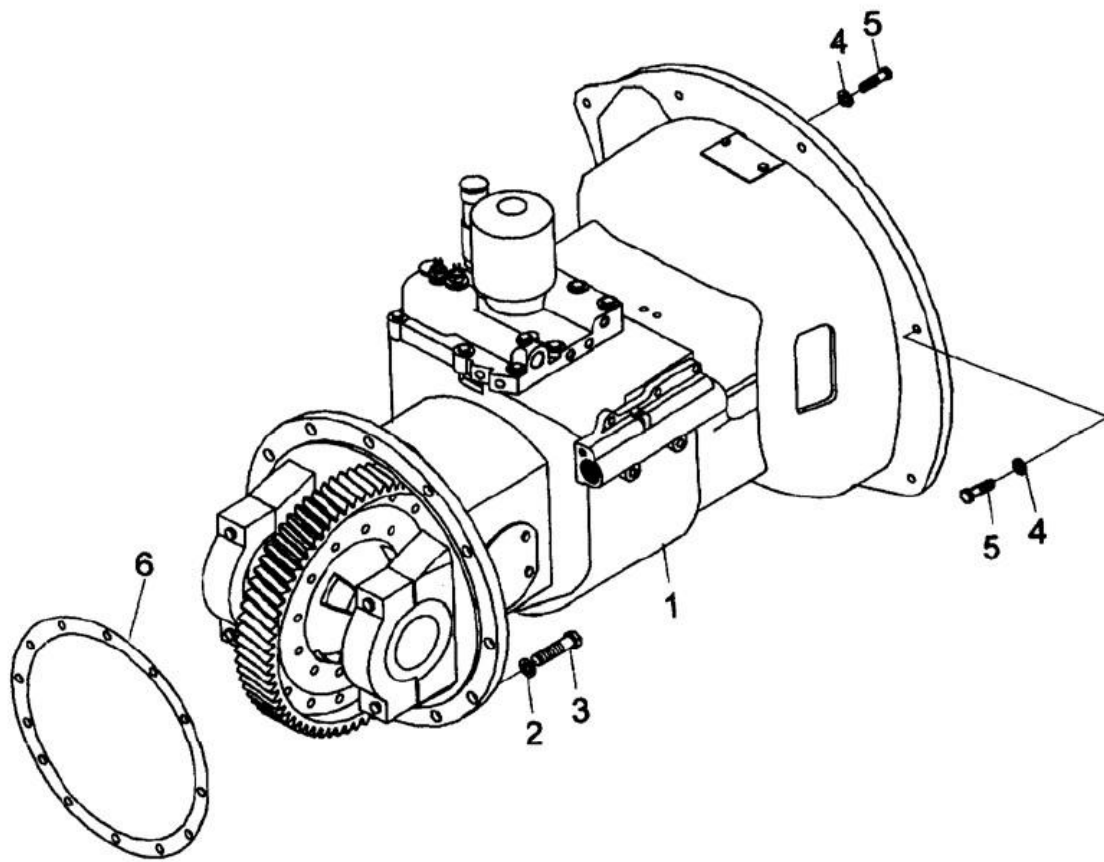
TRANSMISSION (MANUAL TRANSMISSION)



TRANSMISSION (MANUAL TRANSMISSION)

ITEM NO.	DESCRIPTION	PART NO.	QTY.
31	Gear, high speed	C0C012680100	1
32	Gear, low speed	C0C012690100	1
33	Gear, forward	C0C012700100	1
34	Gear, reverse	C0C012710100	1
35	Bearing, needle	C0C012720100	2
36	Bearing, needle	C0C012730100	2
37	Shaft, reverse idler	C0C012740100	1
38	1/4" Ball, steel	GB3088900000	1
39	Gear, reverse idler	C0C012750100	1
40	Bearing, needle	C0C012760100	2
41	Spacer	C0C012770100	1
42	Shaft, output	C0C012780100	1
43	Shim	C0C012790100	1
44	Shim	C0C012800100	2
45	Shim	C0C012810100	2
46	Plate, thrust	C0C012820100	1
47	30 Snap ring	GB8932860000	1
48	Ring	C0C012830100	1
49	M24x1.5 Nut	GB8128800000	2
50	25 Washer thrust	GB8588800000	1
51	30208 Bearing taper roller	GB2979400000	1
52	30205 Bearing taper roller	GB2979400000	1
53	Gear, cluster	C0C012840100	1
54	Spacer	C0C012850100	1
55	Bearing, needle	C0C012860100	2
56	Spacer	C0C012870100	1
57	Gear, output	C0C012880100	1
58	Plate, thrust	C0C012890100	
59	Plate, thrust	C0C012900100	
60	Plate, thrust	C0C012910100	

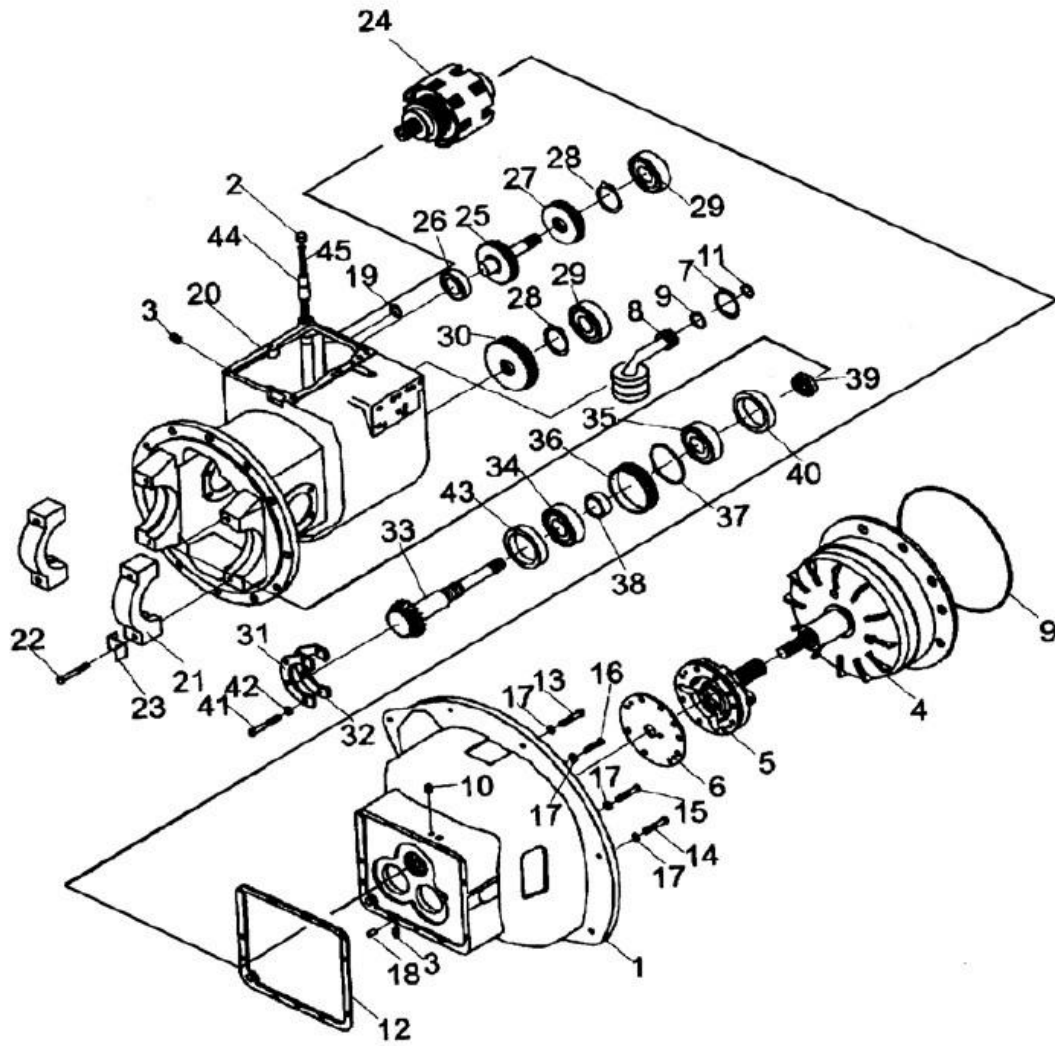
DRIVE UNIT MOUNT (TC TRANSMISSION)



TRANSMISSION (TC TRANSMISSION)

ITEM NO	DESCRIPTION	PART NO.	QTY.
1	Drive unit	180301110000	1
2	φ 12 Washer	901611200000	12
3	M12x1.25x40-6g Bolt	901101222090	12
4	φ 10 Washer	901611000000	9
5	M10 x 35 Bolt	901101012070	9
6	FRONT AXLE GASKET	180301060300	1
7	TRANSMISSION REPAIR KIT	C0C020260200	1

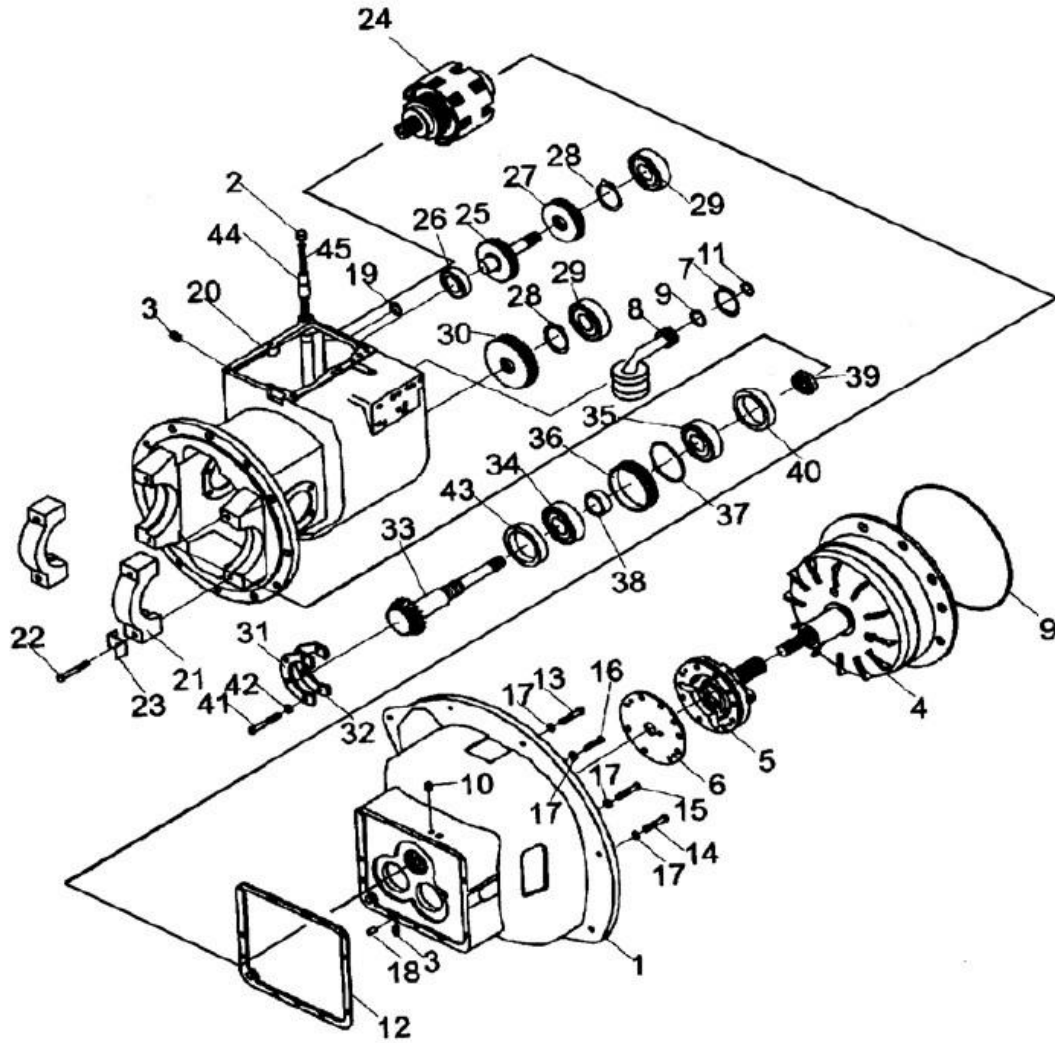
DRIVE UNIT MOUNT (TC TRANSMISSION)



DRIVE UNIT MOUNT (TC TRANSMISSION)

ITEM NO.	DESCRIPTION	PART NO.	QTY.
1	Case tor-con	C0C022200100	1
2	Cup	C0C022210100	1
3	1/2" Plug	QZ2854000000	4
4	Tor-con Assy.	C0C020500100	1
5	Charging pump Assy.	C0C020310100	1
6	Gasket	C0C022220100	1
7	35 Snap ring	GB8948600000	1
8	Strainer	C0C020320100	1
9	35x3.5 O_ring	GB1235760000	1
10	1/4" Plug	QZ2852000000	2
11	28x3.5 O_ring	GB1235760000	1
12	Gasket	C0C022230100	1
13	M10x1.25x75 Bolt	GB5785860000	1
14	M10x1.25x55 Bolt	GB5785860000	3
15	M10x1.25x50 Bolt	GB5785860000	1
16	M10x1.25x30 Bolt	GB5785860000	4
17	10 Washer	GB9387000000	9
18	B12x20 Pin	GB1197600000	2
19	15x2.4O_ring	GB1235760000	1
20	Case mission	C0C020330100	1
21	Cap, bearing	C0C022240100	2
22	Bolt	C0C022250100	4
23	Plate, lock	C0C022260100	4
24	Clutch hydraulic	C0C020330100	1
25	Shaft, idler	C0C020340100	1

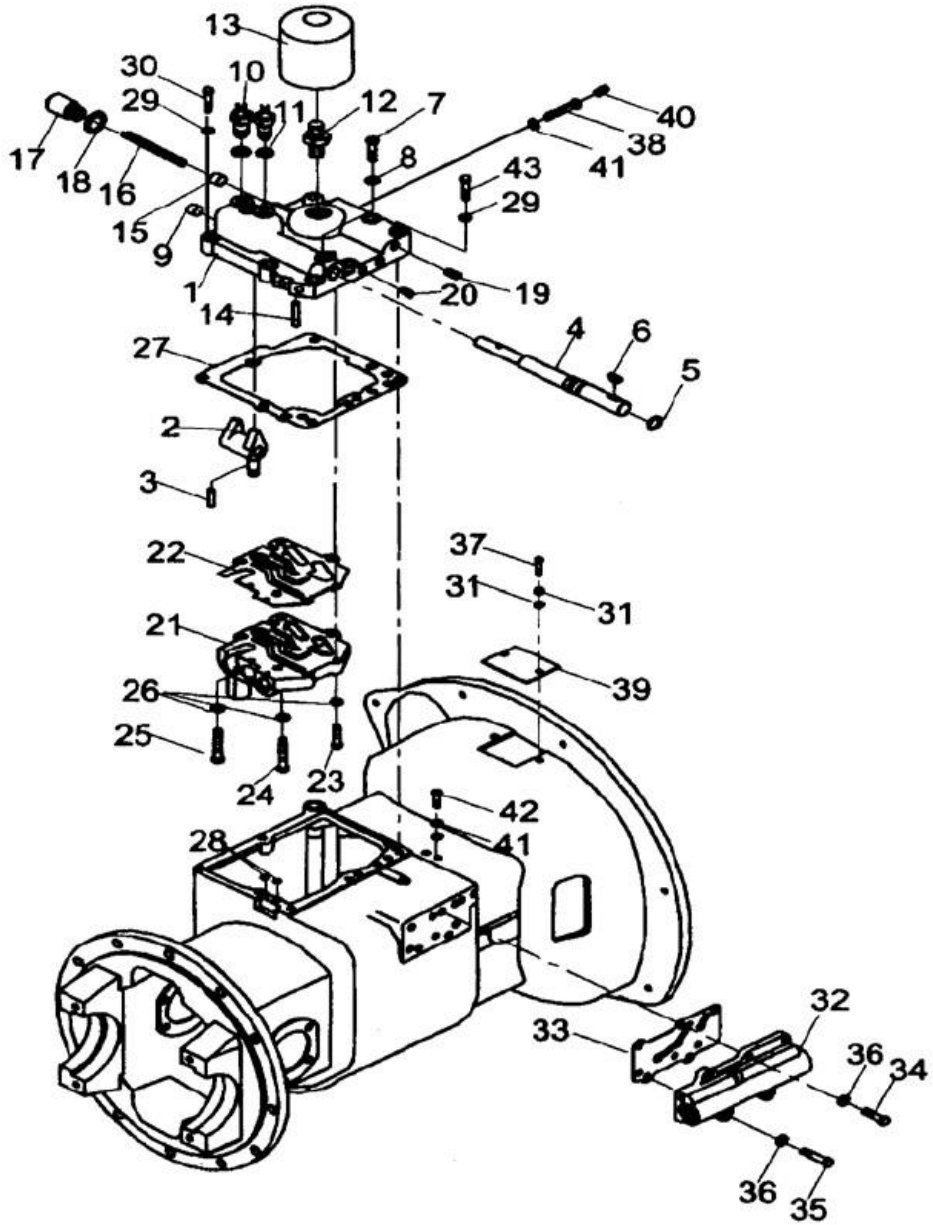
DRIVE UNIT MOUNT (TC TRANSMISSION)



DRIVE UNIT MOUNT (TC TRANSMISSION)

ITEM NO.	DESCRIPTION	PART NO.	QTY.
26	30206 Bearing	Gb2766400000	1
27	Gear, idler	C0C02270100	1
28	24 Snap ring	GB8938600000	2
29	30207 Bearing	Gb2766400000	2
30	Gear output	C0C022280100	1
31	Plate, bearing support	C0C022290100	1
32	Shim	C0C022300100	
--	Shim	C0C022310100	
--	Shim	C0C022320100	
33	Shaft output	C0C022330100	1
34	30208 bearing	Z75080000000	2
35	32208 bearing	Z72080000000	1
36	Retainer, oil seal	C0C022340100	1
37	30x3.1O_ring	GB1235760000	1
38	Seal oil	C0C022350100	1
39	Nut	C0C022360100	1
40	Shim	C0C022370100	1
--	Shim	C0C022380100	1
--	Shim	C0C022390100	1
41	M8x20 bolt	901100812040	4
42	3 Washer	901610800000	15
43	Collar	C0C022400100	1
44	Pipe oil fill	C0C022410100	1

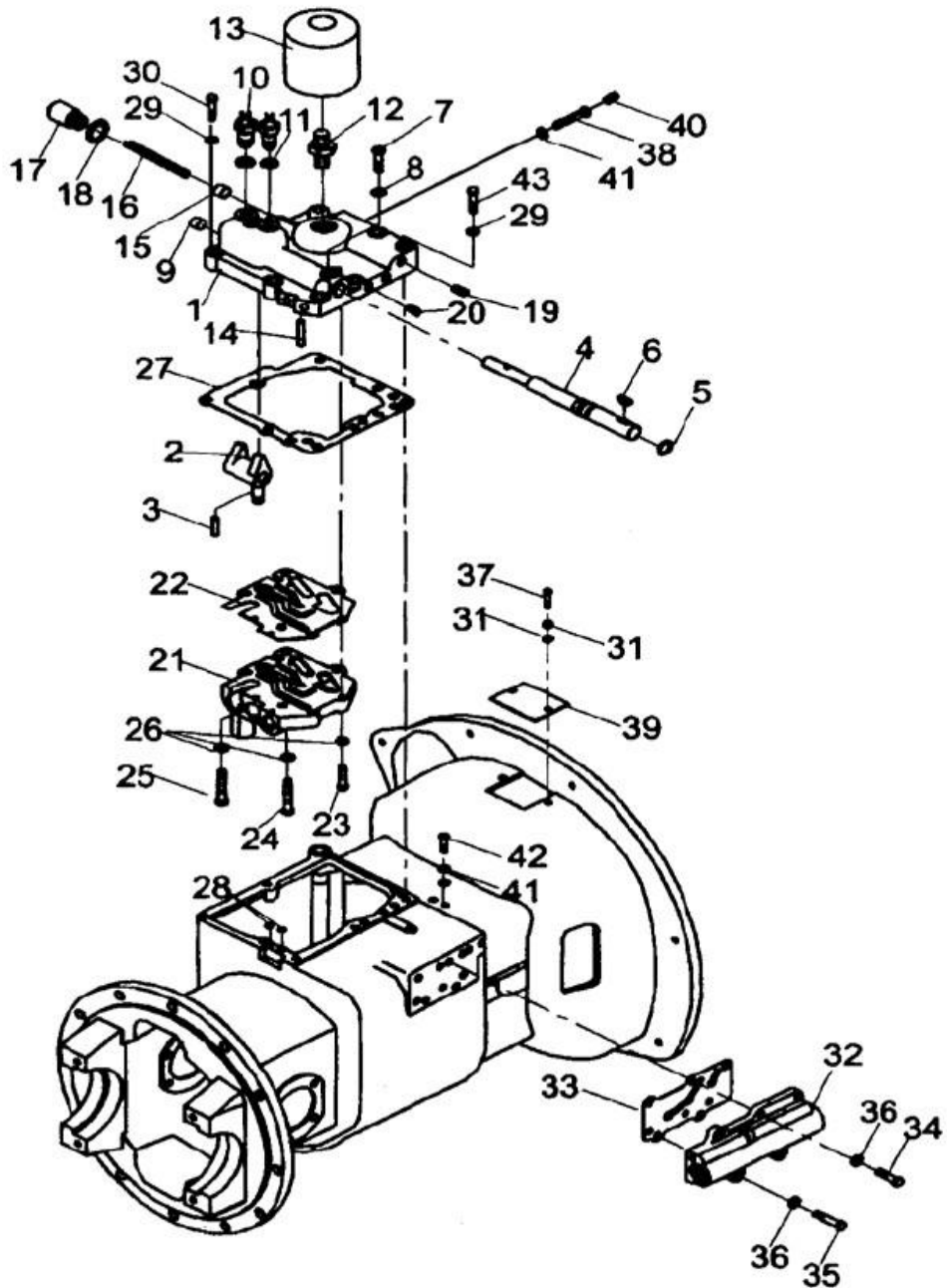
DRIVE UNIT (COVER INCHING VALVE)



DRIVE UNIT (COVER INCHING VALVE)

ITEM NO.	DESCRIPTION	PART NO.	QTY.
1	Cover	C0C020400100	1
2	Arm, shift	C0C020410100	1
3	6x32 pin, lock	GB8797600000	1
4	Shaft, shift arm	C0C022500100	1
5	20x2.4O_ring	GB1236760000	1
6	Key 5x19	GB1099790000	1
7	Bolt	C0C022510100	1
8	Shim	C0C022520100	1
9	Plug	C0C022530100	7
10	Switch	C0C020420100	1
11	Shim	C0C022540100	2
12	Nipple	C0C020430100	2
13	Filter, oil	C0C020440100	1
14	4x25 pin, lock	GB8797600000	1
15	Piston	C0C020450100	1
16	Piston	C0C022550100	1
17	Cup	C0C022560100	1
18	Packing, Copper	C0C022570100	1
19	1/8" Plug	QZB285100000	1
20	1/4" Plug	QZB285200000	6
21	Control Assy.	C0C020460100	4
--	Electric Controller	C0C020470100	1
22	Gasket	C0C022580100	1
23	M8x35 Bolt	901100812070	2
24	M8x55 Bolt	901100812110	2
25	M8x50 Bolt	901100812100	2
26	3 Shim		6
27	Gasket	C0C022590100	1

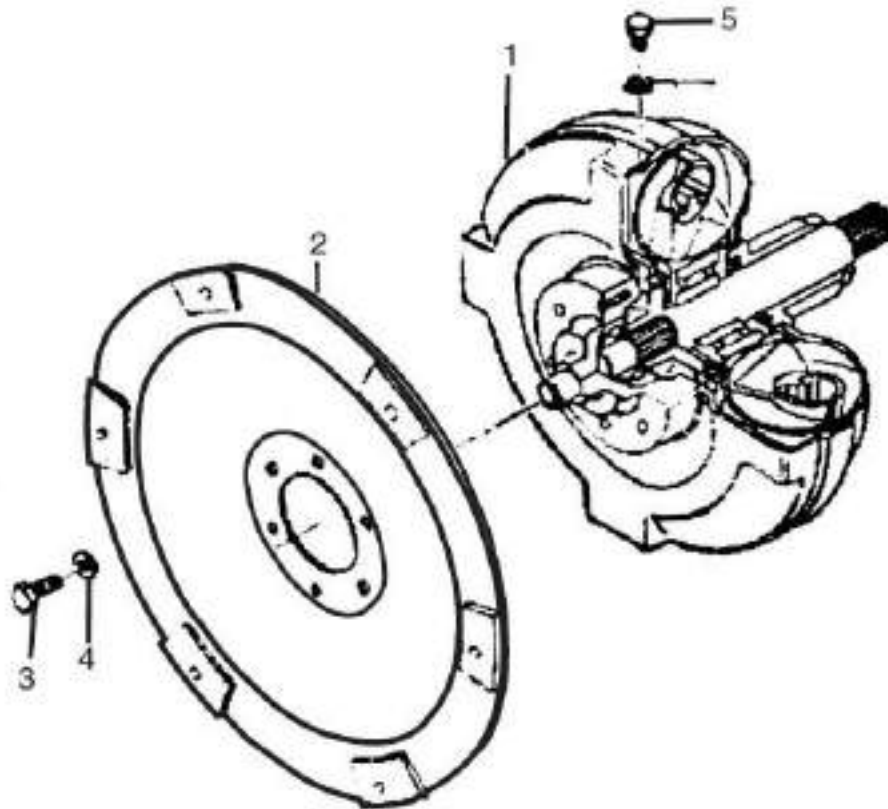
DRIVE UNIT (COVER INCHING VALVE)



DRIVE UNIT (COVER INCHING VALVE)

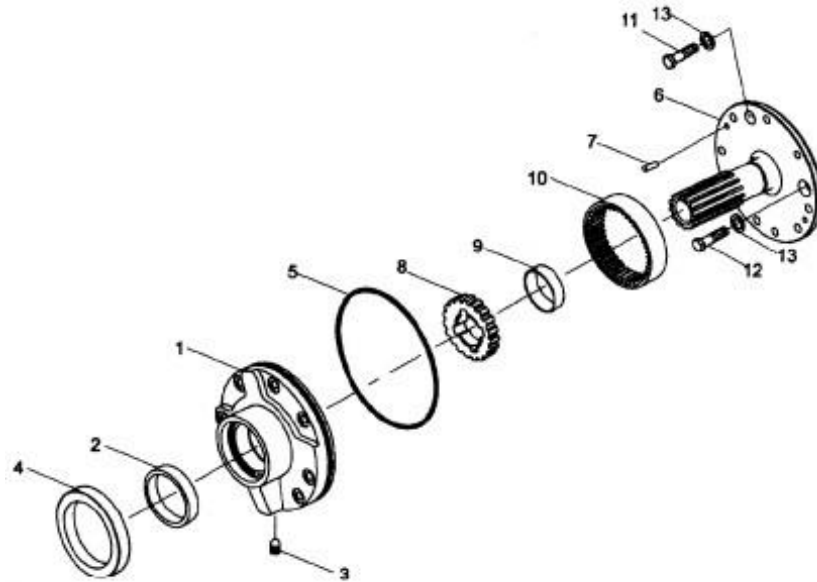
ITEM NO.	DESCRIPTION	PART NO.	QTY.
28	9x1.9 O_ring	GB1235760000	2
29	10 Shim	GB5782860000	8
30	M10x1.25x55 Bolt	GB5782860000	2
31	8 Shim	GB9387000000	3
32	Inching valve Assy.	C0C020800100	1
33	Shim	C0C022600100	1
34	M8x25 Bolt	901100812050	4
35	M8x50 Bolt	901100812100	2
36	8 Shim	GB9387000000	5
37	M8x12 Bolt	GB5783860000	2
38	Bolt	C0C022610100	1
39	Cover, tor-con	C0C020490100	1
40	ZG1/8"Plug	QZB285770000	1
41	Packing copper	C0C022620100	4
42	Bolt	C0C022630100	1
43	M10x1.25x40 Bolt	GB5785860000	6

TORQUE-CONVERTER (TC TRANSMISSION)



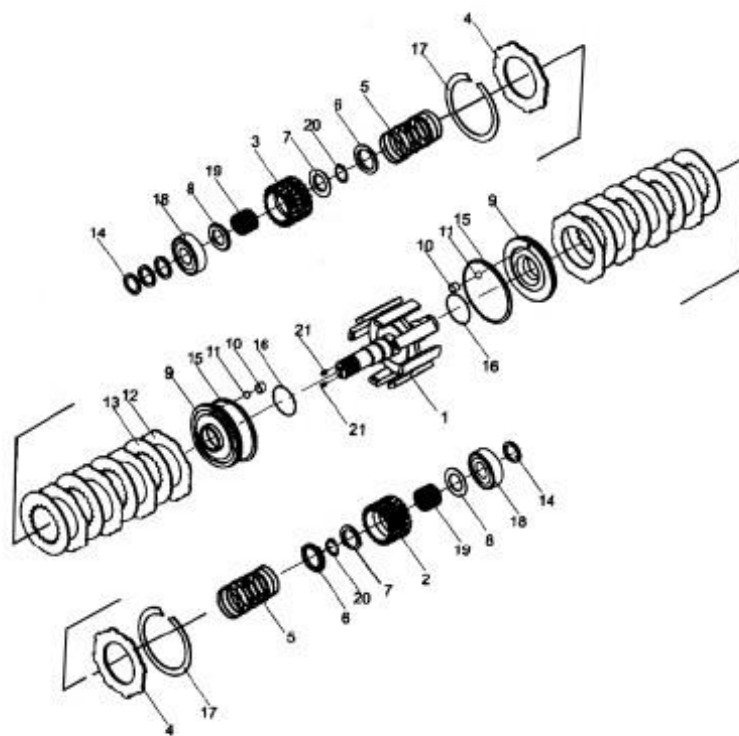
ITEM NO.	DESCRIPTION	PART NO.	QTY.
A	Torque-converter Assy.	COC020300100	1
1	Plate, input	COC020410100	1
2	M10x1.25x15 Bolt	GB5785860000	6
3	φ 10 Washer	901611000000	6
4	M8x1x8 Bolt	GB4576000000	2
5	φ 8 Plug	COC022500100	2

CHARGING PUMP (TC TRANSMISSION)



ITEM NO.	DESCRIPTION	PART NO.	QTY.
A	Charging pump Assy.	COC020500100	1
1	Case, pump	COC020510100	1
2	Bushing	COC022700100	1
3	ZG1/8" Plug	COC022710100	1
4	Seal, oil	COC022720100	1
5	Snap O_ring	COC022730100	1
6	Support starter	COC022740100	1
7	6x16 Pin	GB1198600000	2
8	Gear driven	COC022750100	1
9	Bushing	COC022760100	1
10	Gear drive	COC022770100	1
11	M8x45 Bolt	901100812090	4
12	M8x25 Bolt	901100812050	4
13	Washer	COC022780100	2

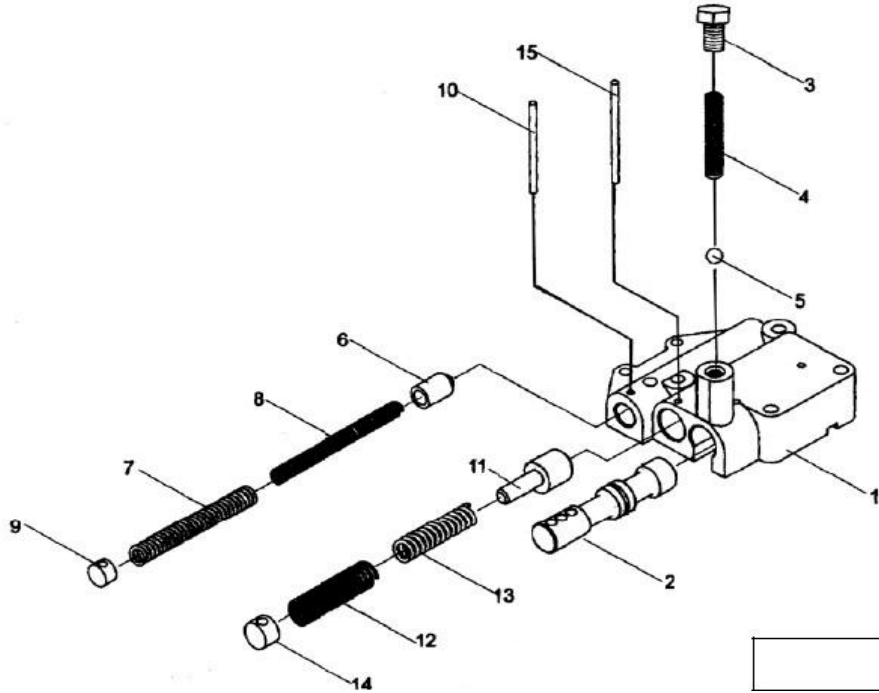
HYDRAULIC CLUTCH (TC TRANSMISSION)



HYDRAULIC CLUTCH (TC TRANSMISSION)

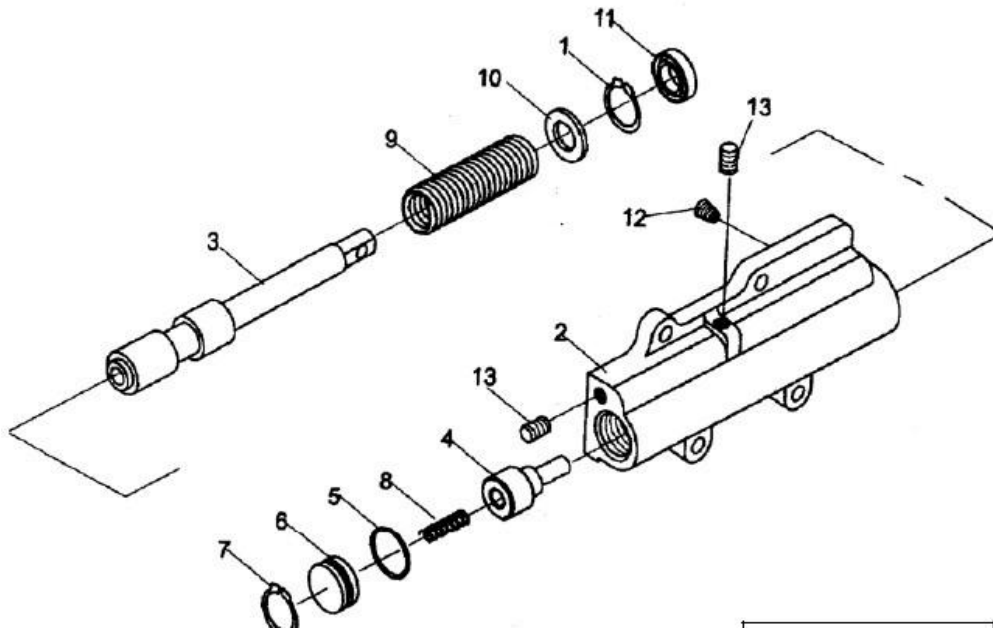
ITEM NO.	DESCRIPTION	PART NO.	QTY.
A	Clutch hydraulic	COC020330100	1
1	Shift, input	COC020610100	1
2	Gear, reverse	COC022800100	1
3	Gear, forward	COC022810100	1
4	Plate, end	COC022820100	2
5	Spring, return	COC022830100	2
6	Seat, Spring	COC022840100	2
7	A Ring, seal	COC022850100	2
8	B Ring, seal	COC022860100	2
9	Piston	COC020620100	1
10	Plug	COC022870100	1
11	1/8" Ball, steel	GB3077700000	1
12	Plate, friction	COC022880100	8
13	Plate, separator	COC022890100	8
14	A Ring seal	COC022900100	4
15	B Ring seal	COC022910100	2
16	O_ring	GB1235760000	2
17	Snap, ring	COC022920100	2
18	62206 bearing	GB2768200000	2
19	Bearing needle	COC022930100	2
20	40 Snap ring	GB8948600000	2
21	M8x8 Plug	GB7885000000	2

CONTROL VALVE (TC TRANSMISSION)



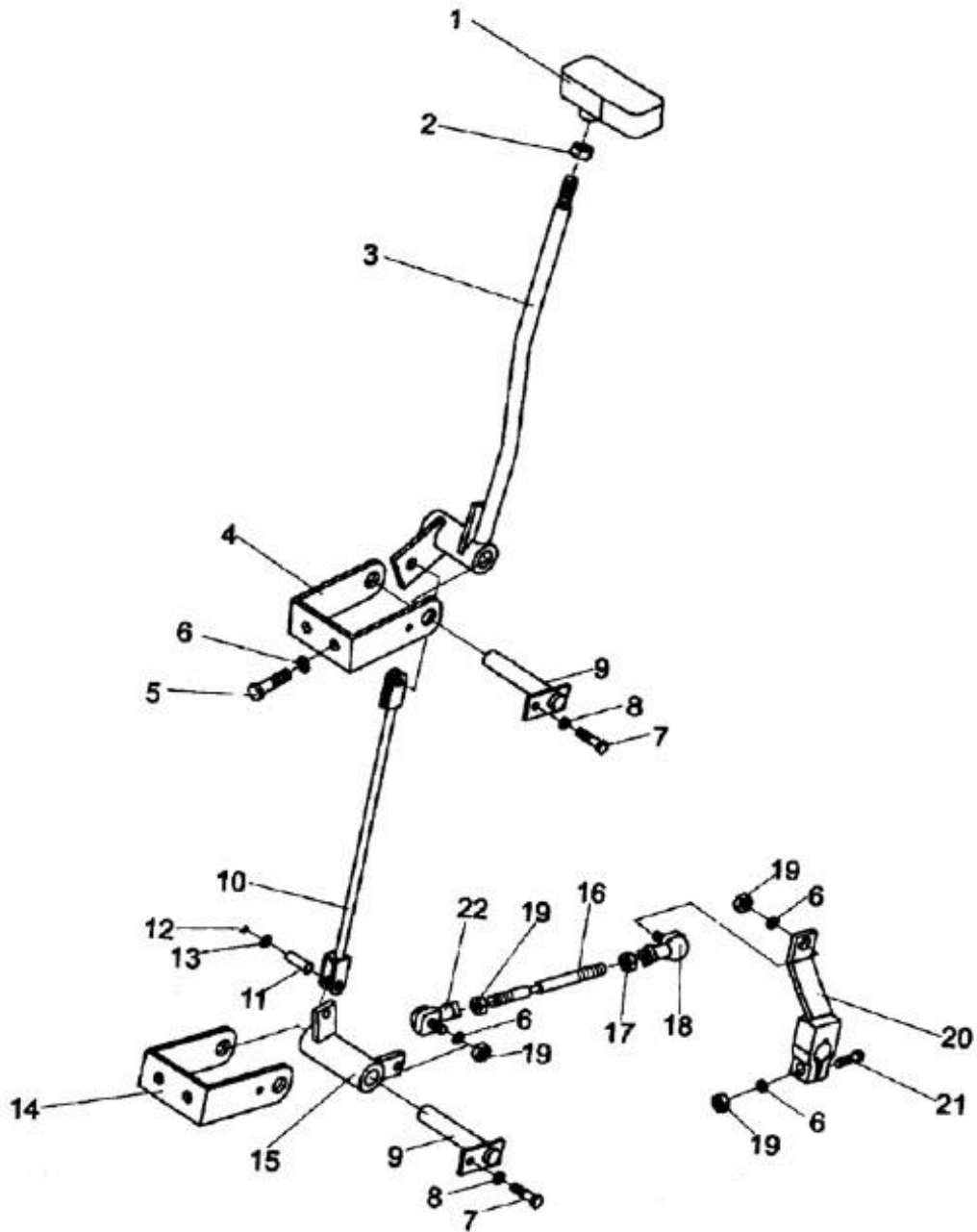
ITEM NO.	DESCRIPTION	PART NO.	QTY.
A	Control valve Assy	COC020460100	1
1	Body valve	COC020710100	1
2	Selector	COC023000100	1
3	Plug	COC023010100	1
4	Spring	COC023020100	1
5	13/32" Ball	GB3087700000	1
6	Piston	COC023030100	1
7	Spring	COC023040100	1
8	Spring	COC023050100	1
9	Plug	COC023060100	1
10	4x35 Pin, lock	GB8797600000	1
11	Spool	COC020720100	1
12	Spring	COC023070100	1
13	Spring	COC023080100	1
14	Plug	COC023090100	1
15	4x40 Pin, lock	GB8797600000	1

INCHING VALVE (TC TRANSMISSION)



ITEM NO.	DESCRIPTION	PART NO.	QTY.
A	Inching valve Assy.	COC020800100	1
1	Snap ring	GB8931861000	1
2	Body valve	COC020810100	1
3	Spool	COC023100100	1
4	Plunger	COC020820100	1
5	23.6x2.65 O_ring	GB3452192000	1
6	Seal oil	COC023110100	1
7	28 Snap ring	GB8931860000	1
8	1.2 x D9.2 x 30	COC023120100	1
9	Spring	COC023130100	1
10	3 x D22.9 x 87.4	COC023140100	1
11	Spring	HG4692690000	1
12	4x35 spacer	COC023150100	1
13	30 x16 x 7 Seal oil Plug choke ZG 1/8" Plug	QZB285770000	2

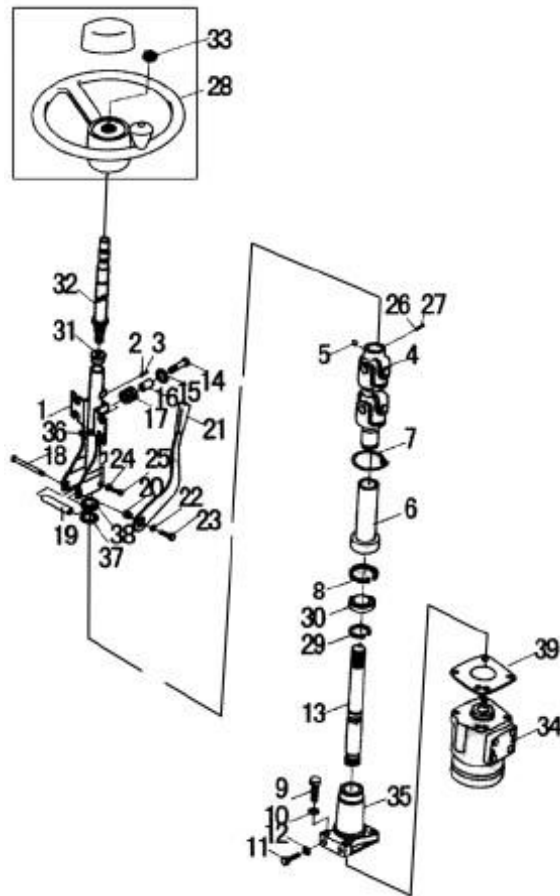
TRANSMISSION CONTROL LINKAGE (TC TRANSMISSION)



TRANSMISSION CONTROL LINKAGE (TC TRANSMISSION)

ITEM NO.	DESCRIPTION	PART NO.	QTY.
1	KNOB ASSY	180301070100	1
2	HEX NUT-M10	901201000000	1
3	ROD ASSY	180301070200	1
4	BRACKET UP	180301070300	1
5	BOLT HEX-M8X25	901100812050	4
6	SPRING WASHER M8	901610800000	7
7	BOLT HEX 6X16	901100612030	2
8	SPRING WASHER M6	901610600000	2
9	SHAFT ASSY	180301070400	2
10	LINK	180301070920	1
11	PIN 8*18	180301070600	2
12	Split Pin 3.2x20	900400300040	2
13	SPRING WASHER M8	901610800000	2
14	BRACKET LOWER	180301070700	1
15	BOSS ASSY	180301070800	1
16	LINK	180301070920	1
17	NUT HEX M8 LH	901200812010	1
18	ELBOW RH	180301070910	1
19	HEX NUT-M8	901200800000	4
20	CONNECTING LINK	180301071000	1
21	BOLT HEX-M8X25	901100812050	1
22	ELBOW LH	180301070930	1
	LINKAGE (SL NO 16,17, 18,19 & 22) (V&J)	COC022150100	1

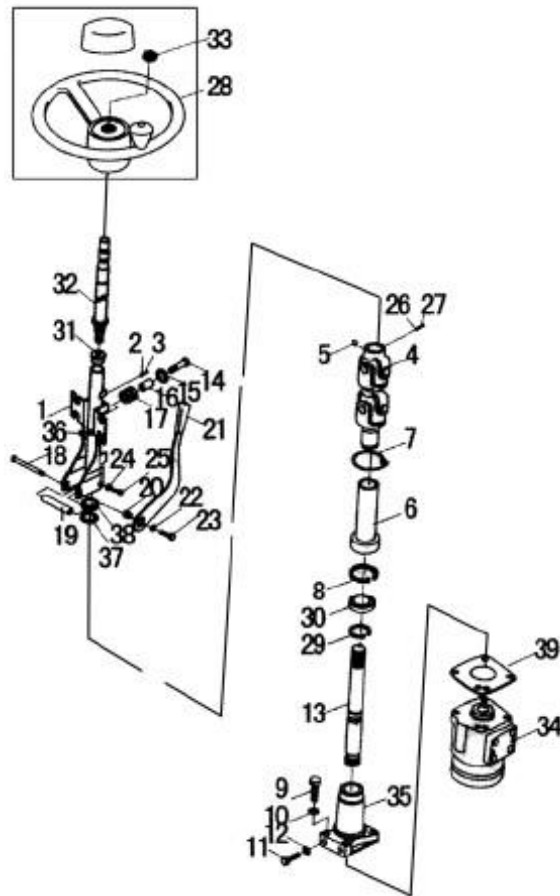
STEERING SYSTEM (TC TRANSMISSION)



STEERING SYSTEM (TC TRANSMISSION)

ITEM NO.	DESCRIPTION	PART NO.	QTY.
1	STEERING COLUMN	180304030300	1
2	SPRING WASHER M6	901610600000	4
3	SCREW M6x15	901570612030	4
4	UNIONJOINT (I)	180304040000	1
	UNIOUN JOINT (V&J)	C0E0102101W	1
5	M10 x 1 Nipple, grease	GB1152820000	1
6	BOOTFORSTEERING	180304031300	1
7	INTERNAL CIRCLIP Ø37	930371501000	1
8	37 Snap ring	930371501000	1
9	BOLT HEX-M10X50	901101012100	4
10	SPRING WASHER M10	901611000000	4
11	SCREW HEX-M12X25	901501212050	2
12	SPRING WASHER M12	901611200000	2
13	SHAFT (I)	180304020200	1
	SHAFT (LINK) (V&J)	C0E012010100	1
14	M6 x 35 Bolt	901500612060	4
15	Washer Spring M6	901610600000	4
16	INSERT	180304030260	4
17	RUBBER GROMET FOR STEERING BKT	180304030330	4
18	TILTINGBOLT	180304030700	1
19	SPACER STEERING BKT	180304030500	1
20	LOCKING NUT	180304030800	1

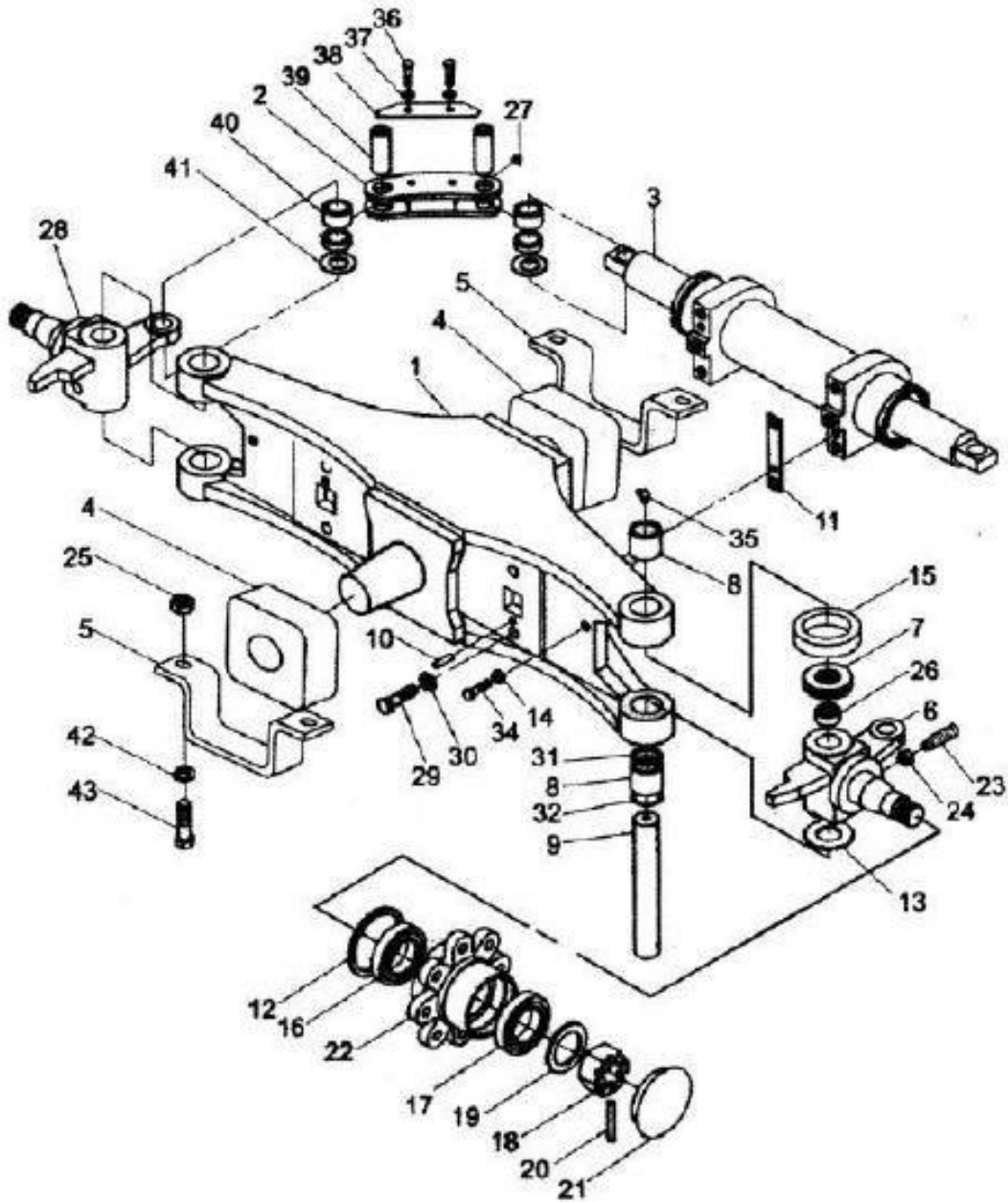
STEERING SYSTEM (TC TRANSMISSION)



STEERING SYSTEM (TC TRANSMISSION)

ITEM NO.	DESCRIPTION	PART NO.	QTY.
21	HANDEL WITH COVER	180304030900	1
22	10 Washer	GB9685000000	1
23	M10 x 16 Bolt (left)	GB5782860000	1
24	Washer	C0E012090100	2
25	LOCK BOLT	180304031000	2
26	8 Washer	901610800000	1
27	M8 x 35 Bolt	901100812070	1
28	STEERING WHEEL (I)	180304030400	1
	STEERING WHEEL (V&J)	C0E0010250100	1
29	20 Snap ring	930371501000	1
30	61940-2Z bearing	GBT276940000	1
31	61940-2Z bearing	GBT276940000	1
32	ARBOR	180304030350	1
33	NUT M16	901201600000	1
34	ORBITROL UNIT (I)	180304010000	1
	ORBITROL UNIT (V&J)	C0E010230100	1
35	LOWER COLUMN	180304020100	1
36	Grommet	180304030330	4
37	20 Snap ring	GB8941860000	1
38	61904-Z bearing	GB2769400000	1
39	Shim	C0E012110100	1

STEERING AXLE



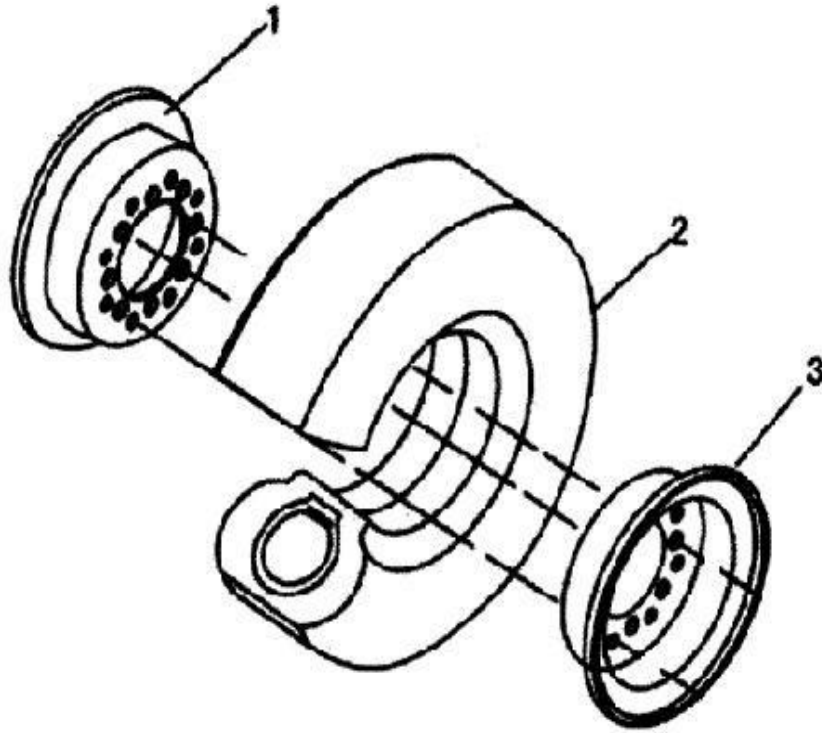
STEERING AXLE

ITEM NO.	DESCRIPTION	PART NO.	QTY.
1	STEERING AXLE FAB ASSY(AF 20 D)	180203030100	1
--	STEERING AXLE FAB ASSY(AF 30 D)	180303030100	1
2	CYLINDER MOUNT END	180303030600	2
3	STEERING CYLINDER	180303050000	1
4	REAR AXLE MOUNTING PAD	180303030200	2
5	TRUNION BRACKET	18035030400	2
6	KNUCKLE RH	180303030230	1
7	THRUST BEARING 51208	933500001200	2
8	NEEDAL BEARING (NK 32/30)	933120000300	4
9	PIN KING	180303030500	2
10	DOWEL Ø10	180303050100	2
11	Shim	COW01222010	4
12	SEAL 110x85x12	180303030240	2
13	SHIM 0.5 mm	180303030900	2
14	HEX NUT-M14	901201214000	2
15	CAP THRUST BEARING	180303030410	2
16	TAPER ROLLER BEARING(30207 J2/Q)	933300002200	2
17	TAPER ROLLER BEARING(30211 J2)	933300002100	2
18	CASTLE NUT	901263000000	2
19	WASHER PLAIN M30	901603000000	2
20	Split pin 5x65	900400500130	2
21	CAP	180303030220	2
22	HUB ASSY	180303030250	2
23	SCREW GRUB M12x15	901521212030	2
24	HEX NUT-M12	901201212000	2
25	HEX NUT-M16	901201600000	2
26	THRUST BEARING SLEEVE	180303030420	2

STEERING AXLE

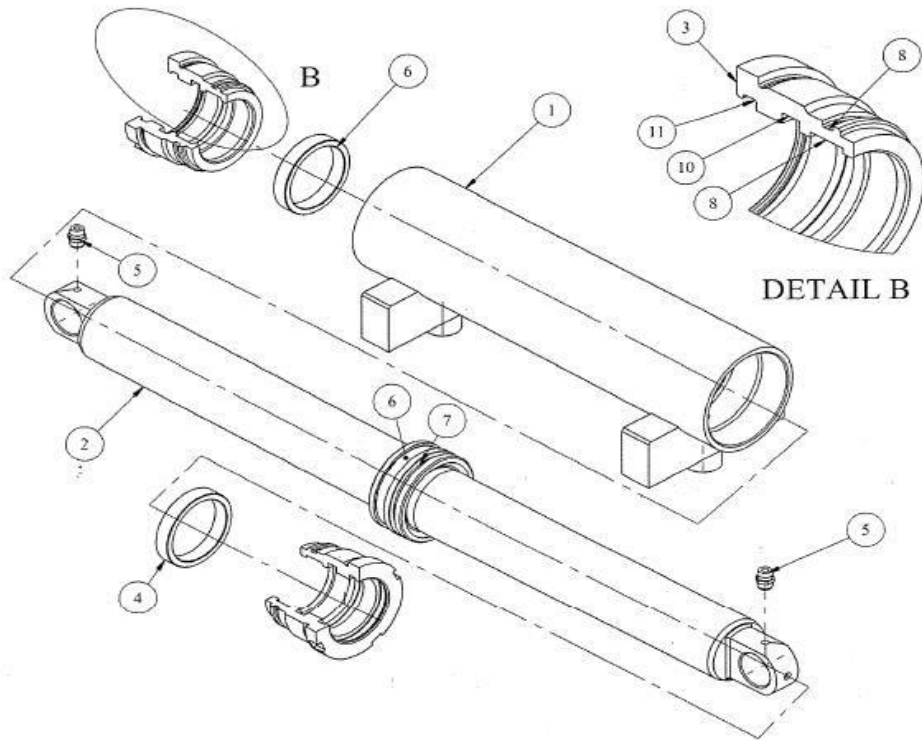
ITEM NO.	DESCRIPTION	PART NO.	QTY.
27	NIPPLE GREASE M6	901300600000	4
28	KNUCKLE LH	180303030310	1
29	SCREW HEX M14X50	901501413100	4
30	WASHER SPRING M14	901611400000	4
31	O-RING 42X32X5	180303031200	2
32	OIL SEAL 42X32X6	180303031100	2
34	SCREW HEX M14X35	901501413070	2
35	NIPPLE GREASE M8	901300800000	2
36	BOLT HEX M8x35, Gr - 8.8	901100812070	4
37	SPRING WASHER M8	901610800000	4
38	LOCK PLATE	180303030700	2
39	CYLINDER MOUNT PIN	180303030800	4
40	ES bearing	C0W01235010	4
41	Shim	C0W01236010	4
42	SPRING WASHER M16	901611600000	4

STEERING WHEEL



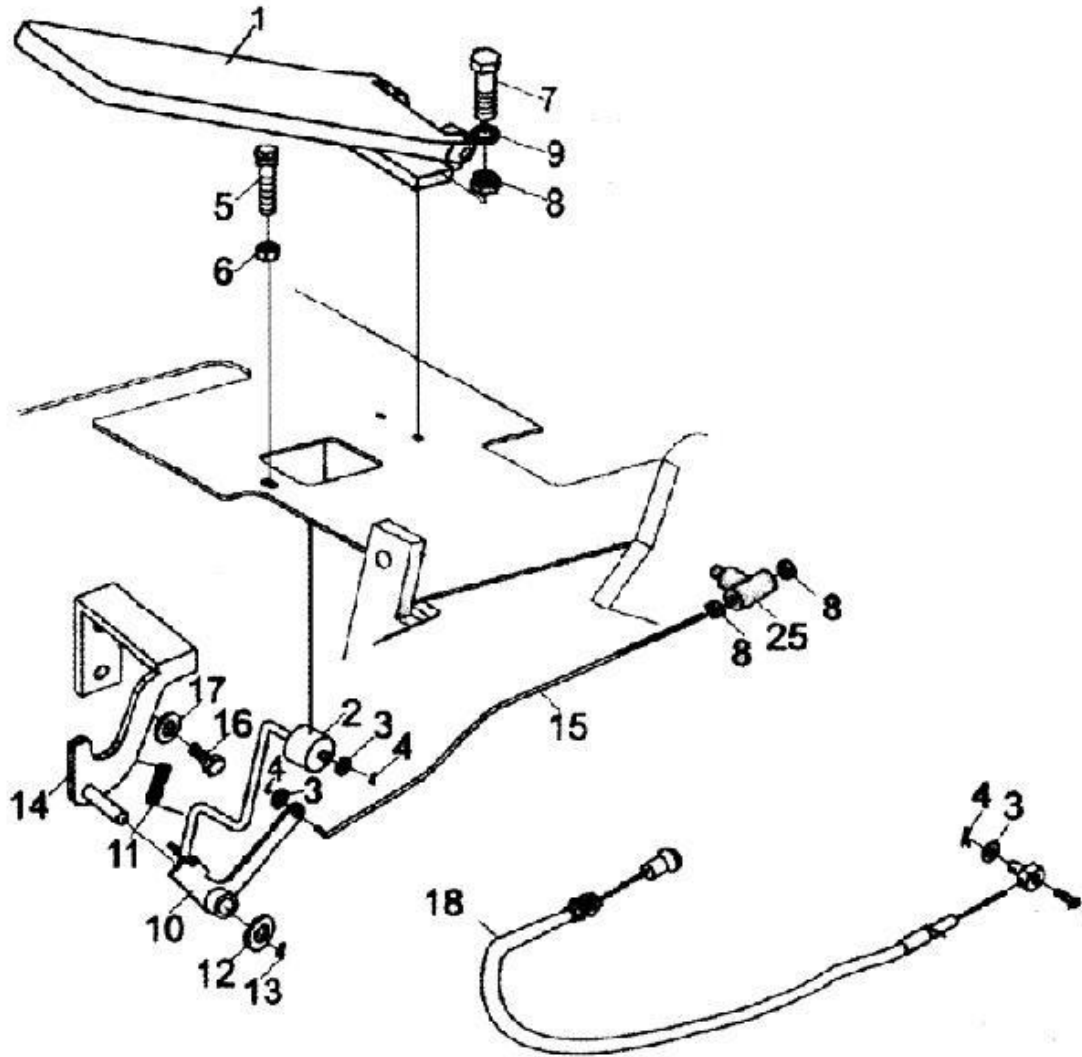
ITEM NO.	DESCRIPTION	PART NO.	QTY.
1	Rim Rear (5.00X10)	960400001250	2
2	TYRE SOLID (6.50X10)	181582400500	2
	TYRE PNUMATIC (6.50X10)	181582400200	2
	TYRE NON MARKING (6.50X10)	181582400700	2

STEERING CYLINDER (I) 1803030600



ITEM NO.	DESCRIPTION	PART NO.	QTY.
1	TUBE WELDMENT MILLING	DC12374-100MA	1
2	PISTON ROD TURNING	DC12374-200LA	1
3	GLAND	DC10223-400ZA	2
4	SPACER	DC12374-650ZA	2
5	GREASING NIPPLE	BG001	2
6	SLYD RING	PART OF SEAL KIT	1
7	P GLYDRING	PART OF SEAL KIT	1
8	O RING NBR	PART OF SEAL KIT	2
9	SLYD RING	PART OF SEAL KIT	2
10	ROD SEAL	PART OF SEAL KIT	2
11	WIPER SEAL	PART OF SEAL KIT	2
12	SEAL KIT OFCONSIST 6 TO 11(I)	180303050000	1
	SEAL KIT (V&J)	C0W012300120	1

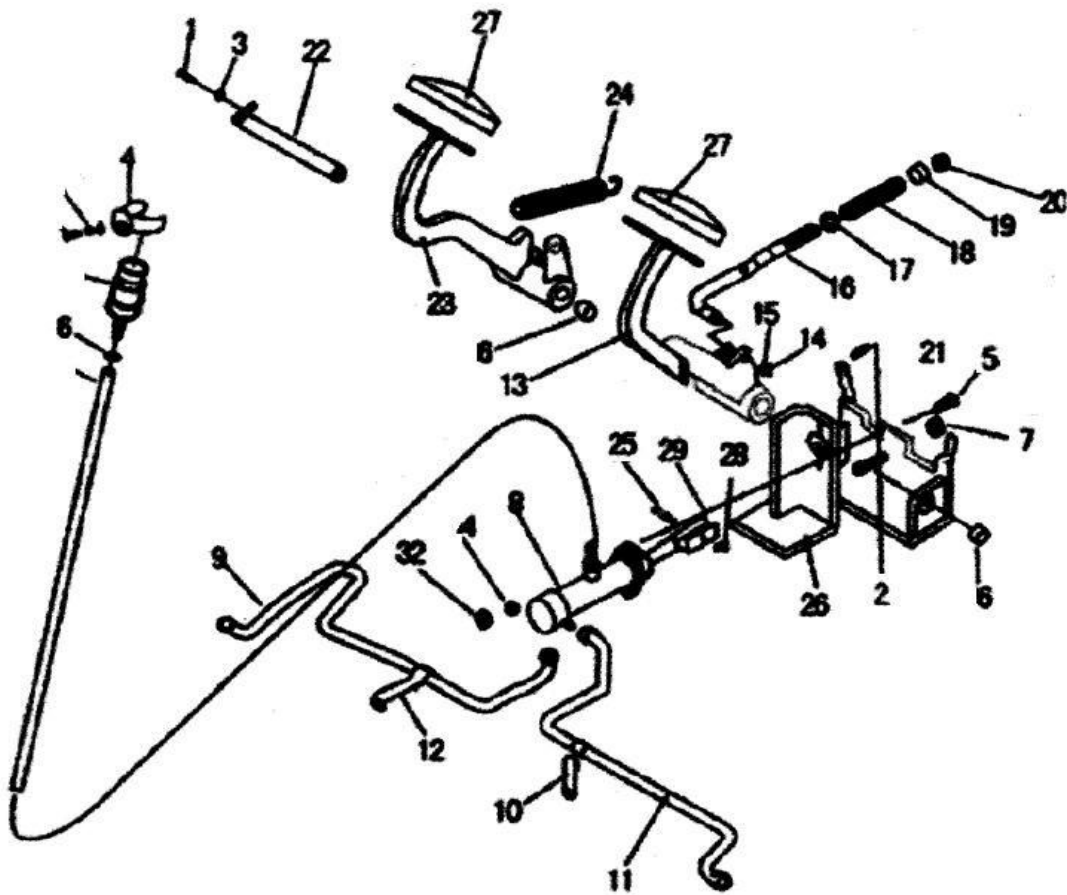
ACCELERATOR PEDAL



ACCELERATOR PEDAL

ITEM NO.	DESCRIPTION	PART NO.	QTY.
1	ACCELERATOR PEDAL (I)	180301080620	1
	ACCELERATOR PEDAL (V&J)	C0S010000100	1
2	PEDAL ROLLER	180301080400	1
3	SPACER	180301080230	3
4	Split Pin 3.2x20	900400300040	3
5	PAN HEAD BOLT M12X60	180301080640	1
6	HEX NUT-M12	901201212000	1
7	BOLT HEX 6X20-GR.8.8	901100612040	2
8	HEX NUT-M6	901200600000	2
9	PLAIN WASHER M6	901600600000	2
10	PEDAL ROD ASSY	180301080200	1
11	TORSIONAL SPRING	180301080300	1
12	WASHER PLAN M10	901601000000	1
13	Split Pin 3.2x20	900400300040	1
14	MOUNTING PLATE ASSY	180301080100	1
15	ACCELERATOR CABLE ASSY.	180301080500	1
16	BOLT HEX-M10X16	901101012030	2
17	WASHER PLAN M10	901601000000	2
18	ENGINE STOP WIRE ASSY (I)	180301010400	1
	ENGINE STOP WIRE ASSY (V&J)	C0S010240100	1

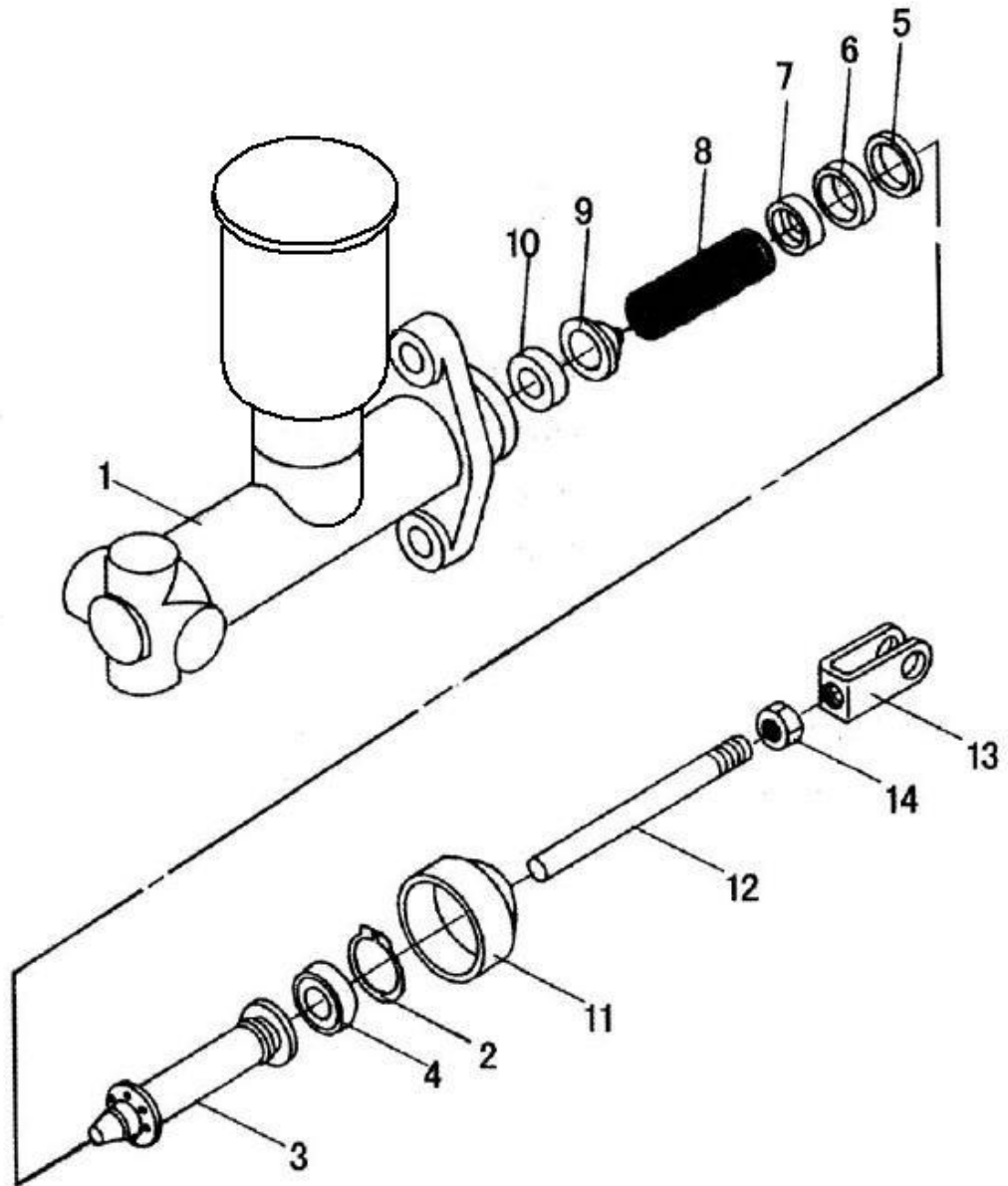
BRAKE & CLUTCH CONTROL



BRAKE & CLUTCH CONTROL

ITEM NO.	DESCRIPTION	PART NO.	QTY.
1	BOLT HEX 6X16	901100612030	1
2	BOLT HEX-M10X35	901101012070	1
3	SPRING WASHER M6	901610600000	1
4	Washer Plain M10	901601000000	2
5	BOLT HEX-M10X35	901101012070	1
6	BRAKE BUSH INNER 25	180301091300	2
7	HEX NUT-M10	901201000000	4
8	MASTER CYLINDER ASSY (I) MASTER CYLINDER ASSY (I) TVS (NOV 2015) MASTER CYLINDER (V & J SERIES)	180301090800 18302090900 COX010300100	1 1 1
9	TUBE 1 FROM MAS CYL TO WHEEL CLY (I) TUBE 1 FROM MAS CYL TO WHEEL CLY (V&J)	180330260000 COX030220100	1 1
10	TUBE HOLDING (I SERIES) TUBE HOLDING (V&J)	180301091430 COX030220100	1 1
11	TUBE 2 FROM MAS CYL TO WHEEL CLY	180330270000	1
12	TUBE HOLDING PLATE	180301091430	1
13	CLUTCH PEDAL ASSY (I SERIES) CLUTCH PEDAL (V & J SERIES)	180330090100 COX010240100	1 1
14	Split Pin-Dia3x20	900400300040	1
15	Washer Plain M10	901601000000	1
16	Clutch Lever Fab.	180330090510	1
17	Spring Rester Washer	180330090540	1
18	Clutch Lever Spring	180330090530	1
19	Lock Nut Hex M12	180330090550	1
20	Nut Hex M12	901201200000	1
21	BRAKE SWITCH STOPPER	180301091100	1
22	PEDAL PIN ASSY	180330090300	1
23	BRAKE PEDAL ASSY (I SERIES) BREAK PADEL (V&J SERIES)	180330090200 COX010260100	1 1
24	BRAKE SPRING	180301090900	2
NOTE : CHANGE MASTER CYLINDER (I) TVS MAKE WITH CONNECTING TUBE WEF NOV 15			

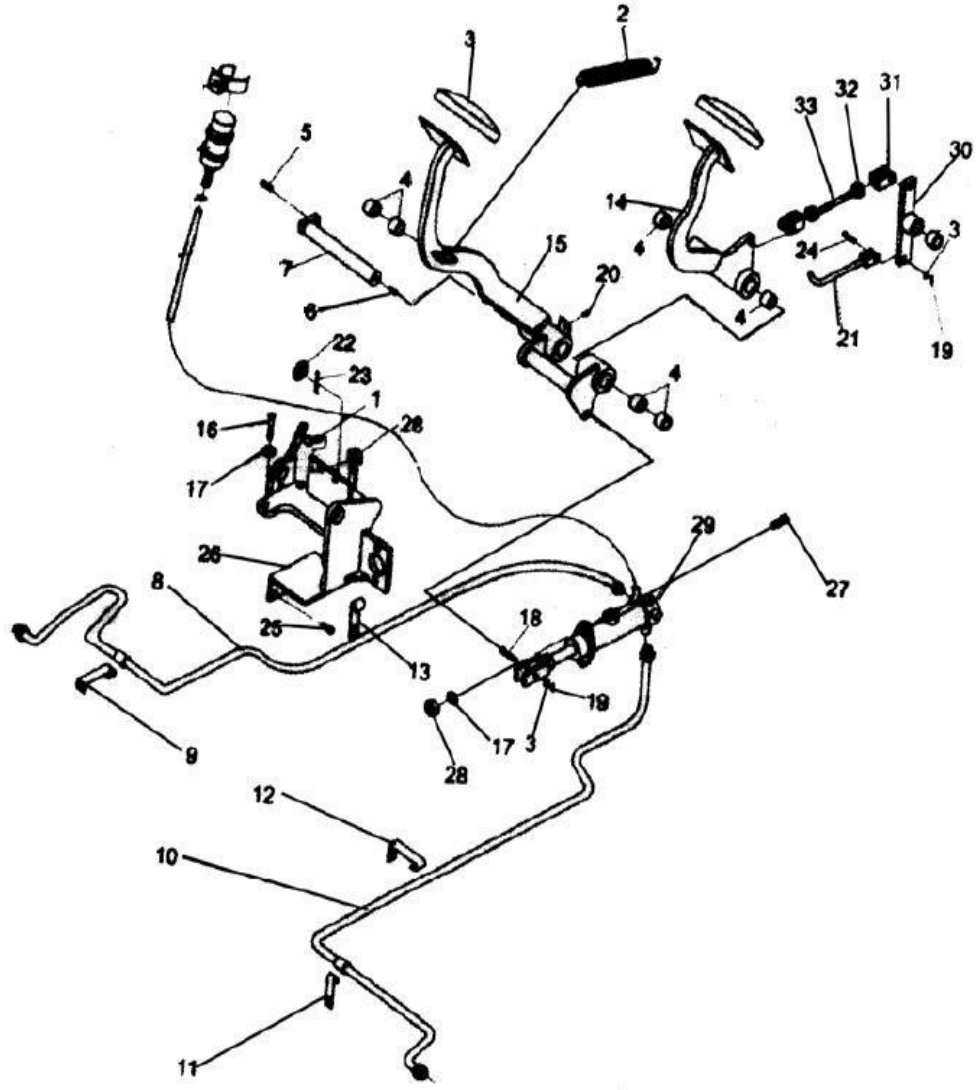
MASTER CYLINDER



MASTER CYLINDER

ITEM NO.	DESCRIPTION	PART NO.	QTY	
A	MASTER CYLINDER ASSY (I)	180301090800	1	
	MASTER CYLINDER ASSY (I) TVS (NOV 2015)	180302090900	1	
	MASTER CYLINDER (without reservoir) (V&J)	COX010300100	1	
	MASTER CYLINDER (with reservoir) (V&J)	COX0133001J0	1	
1	Body	C0X012800100	1	
2	Ring stopper	C0X012810100	1	
3	Piston	PC0910000000	1	
4	Cup secondary		1	
5	Spacer cup		1	
6	Cup secondary		1	
7	Shear, spring		1	
8	Spring		1	
9	Valve check		1	
10	Seat valve		1	
11	Boots		1	
12	Rod, push		C0X012910100	1
13	Clevis		C0X012920100	1
14	M8 Nut	GB6170860000	1	
15	Bushing rubber	C0X012930100	1	
16	Union	C0X012940100	1	
	BUNDY TUBE TVS R	180302090900	1	
	BUNDY TUBE TVS L	180302092900	1	
	DISTRIBUTOR	101202400600	1	
	NOTE : CHNAGED ALL CONNECTING TUBE WITH TVS IN (I) SERISE			

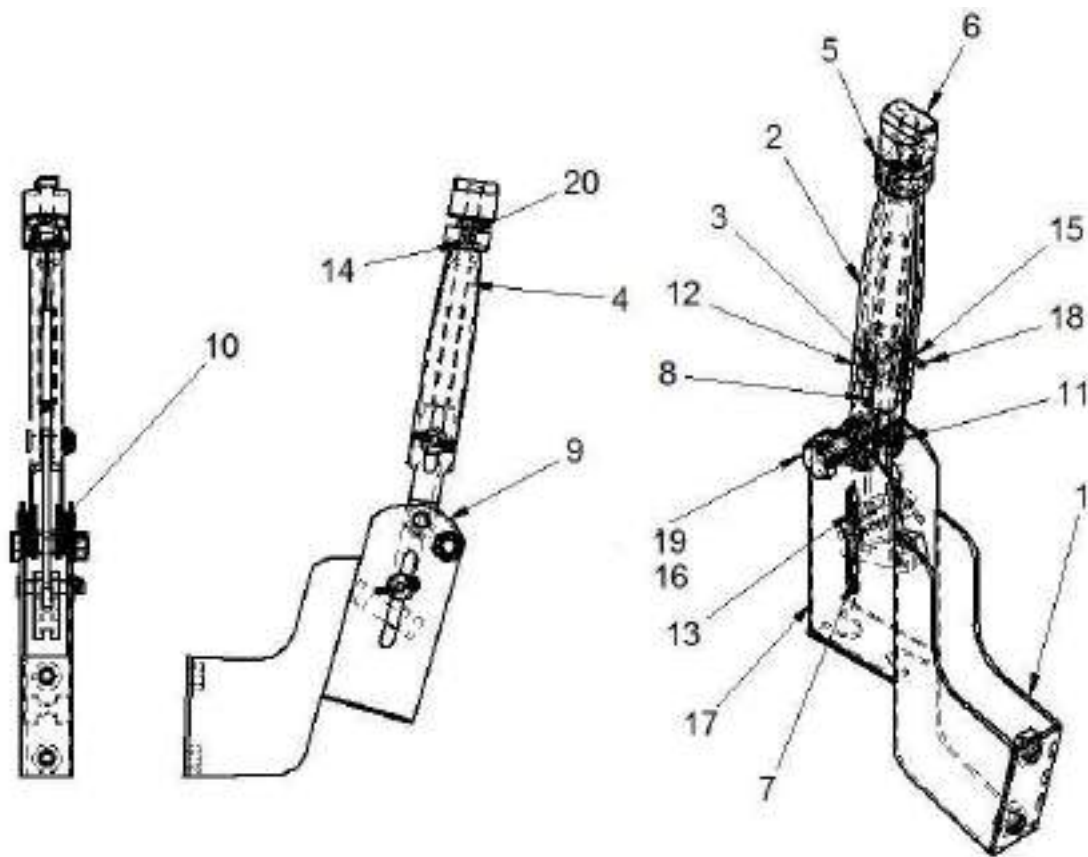
BRAKE & INCHING CONTROL



BRAKE & INCHING CONTROL

ITEM NO.	DESCRIPTION	PART NO.	QTY.
1	BOLT HEX-M10X45	901101012090	1
2	BRAKE SPRING	180301090900	2
3	PEDAL COVER	180301091000	2
4	BRAKE BUSH INNER 25	180301091300	6
5	BOLT HEX 6X16	901100612030	1
6	SPRINGWASHERM6	901610600000	1
7	PEDAL PIN ASSY	180301090600	1
8	TUBE 1 ASSY FROM MASTER CYL TO WHEEL CYL	180301091400	1
9	TUBE HOLDING PLATE	180301091430	1
10	TUBE 2 ASSY FROM MASTER CYL TO WHEEL CYL	180301091500	1
11	TUBE HOLDING PLATE	180301091430	1
12	TUBE HOLDING PLATE	180301091430	1
13	TUBE HOLDING PLATE	180301091430	1
14	INCHINGPEDALASSY	180301090500	1
15	BRAKE ASSY	180301090400	1
16	BOLT HEX-M10X35	901101012070	2
17	SPRINGWASHERM10	901611000000	2
18	CLEVIS PIN	180301090730	3
19	Split Pin-Dia3x20	900400300040	5
20	BRAKE SWITCH STOPPER	180301091100	1
21	INCHING LINK ASSY 2.	180301091200	1
22	WASHERPLAINM8	901600800000	1
23	Split Pin-Dia2x20	900400200040	1
24	CLEVIS PIN	180301090730	1
25	BOLT HEX-M10X45	901101012090	2
26	BRACKET ASSY	180301090100	1
27	BOLT HEX-M10X35	901101012070	2
28	HEX NUT-M10	901201000000	2
29	MASTER CYLINDER ASSY (I)	180301090800	1
	MASTER CYLINDER TVS	180302090900	1
30	INCHING LINK STOPER ASSY	180301091600	1
31	FORK	180301090720	1
32	Nut Hex M8 LH	901200812010	1
33	STUD M8	180301090710	1

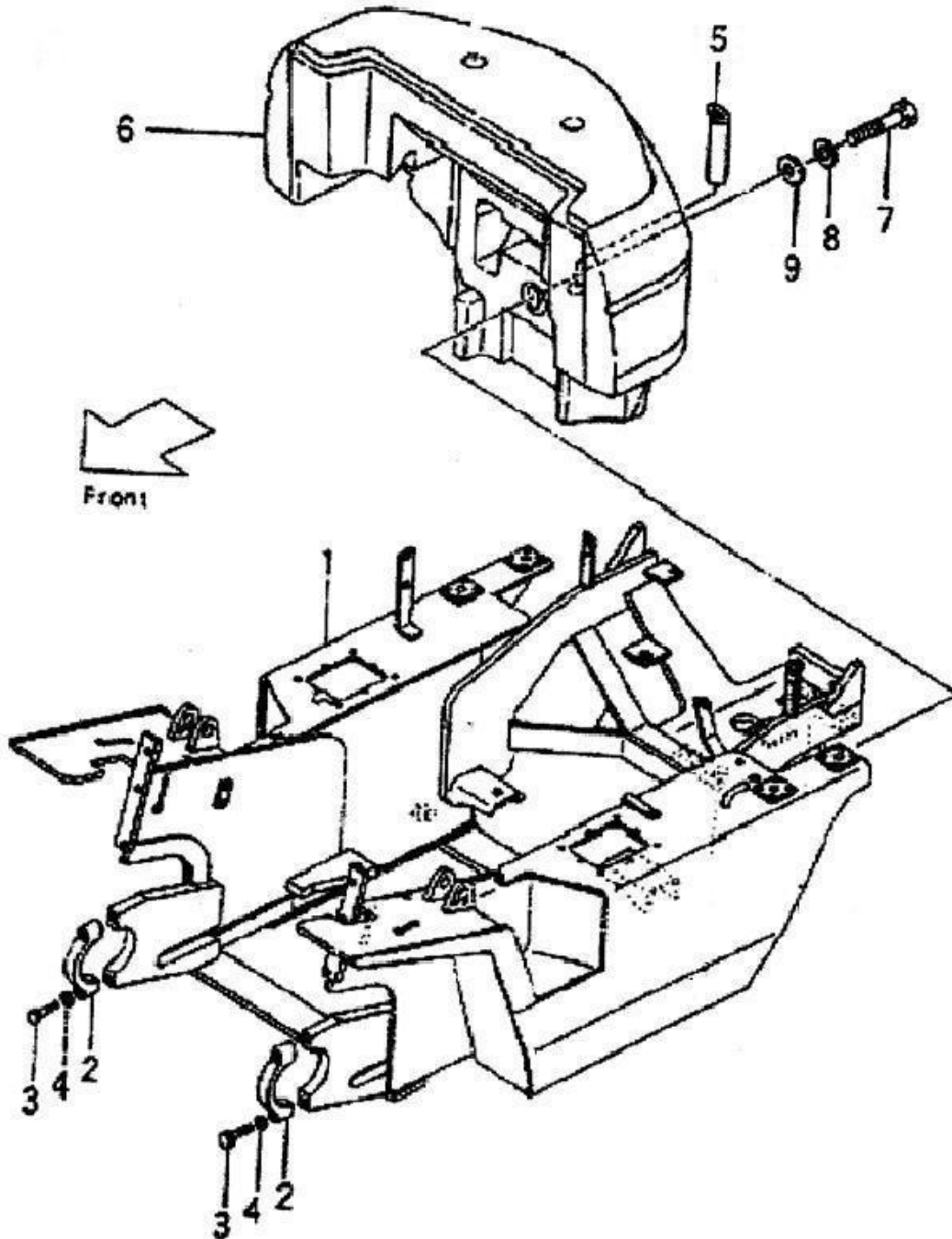
BRAKE LEVER



BRAKE LEVER

ITEM NO.	DESCRIPTION	PART NO.	QTY
1	BRAKE FAB ASSY (I)	180301201000	1
	BRAKE LEVER (V&J)	C0T010000010	1
2	HANDLE ASSY	180301202000	1
3	FORK ASSY	180301203000	1
4	ADJUSTINGSCREW	180301204000	1
5	ADJUSTINGKNOB	180301205000	1
6	LOCK NUT	180301206000	1
7	LINK PLATE	180301208000	1
8	LEVER PIVOT PIN ASSY	180301209000	2
9	BUSH SHORT	180301210000	1
10	SPACER	180301211000	6
11	PINFOR HANDLE	180301212000	1
12	WIRE MTG. BRACKET	180301101400	1
13	SP DIA 6	180301100700	2
14	WASHER PLAIN M8	901600800000	2
15	Nut Hex M10, Gr.8	901201012000	1
16	PIN D8X38	180301101500	1
17	Split Pin-Dia3x20	900400300040	2
18	Washer Spring M10	901611000000	1
19	SPRING5.5X1X10.8	180301100800	2
20	M10 SCREW HEX	901501012090	1

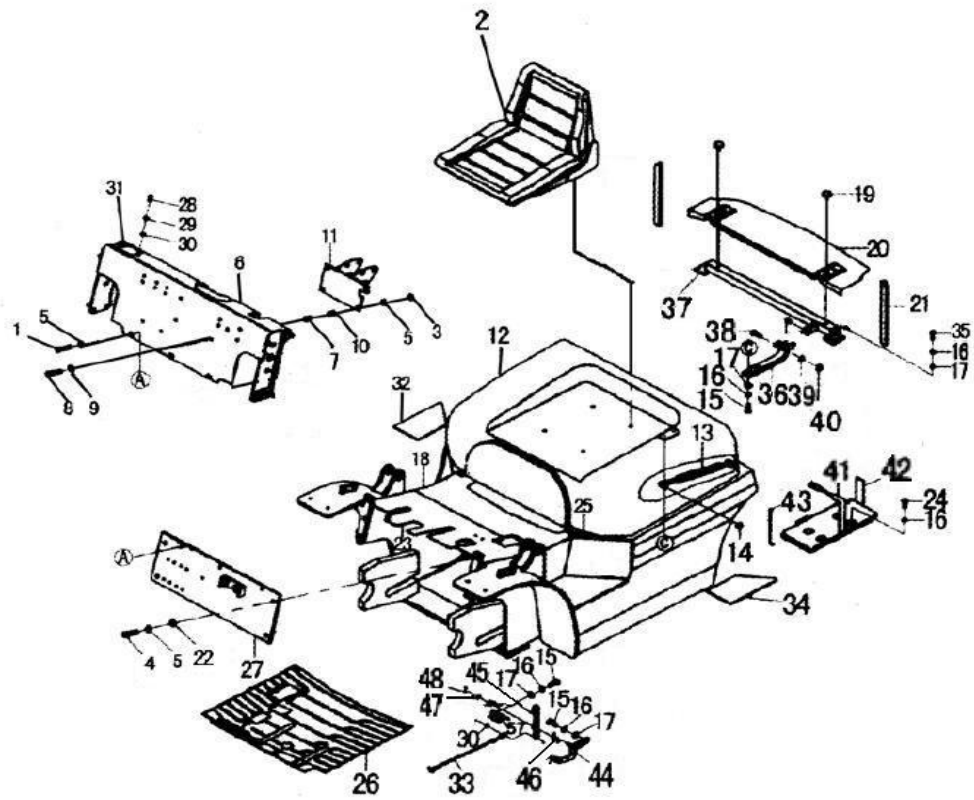
CHASSIS & COUNTER WEIGHT



CHASSIS & COUNTER WEIGHT

ITEM NO.	DESCRIPTION	PART NO.	QTY.
1	CHASSIS ASSEMBLY 20D	180205000000	1
--	CHASSIS ASSEMBLY 30D	180305000000	1
2	AXLE MTG. CLAMP	180305050000	2
3	BOLT HEX M16X100	901101612200	4
4	SPRING WASHER M16	901611600000	4
5	PIN Ø25 WITH RING	180306040000	1
6	COUNTER WEIGHT AF 20 D	180206010000	1
--	COUNTER WEIGHT AF 30 D	180306010000	1
7	HEX BOLT M30X200	901103012400	1
8	SPRING WASHER M30	901613000000	1
9	WASHER PLAIN M30	901603000000	1

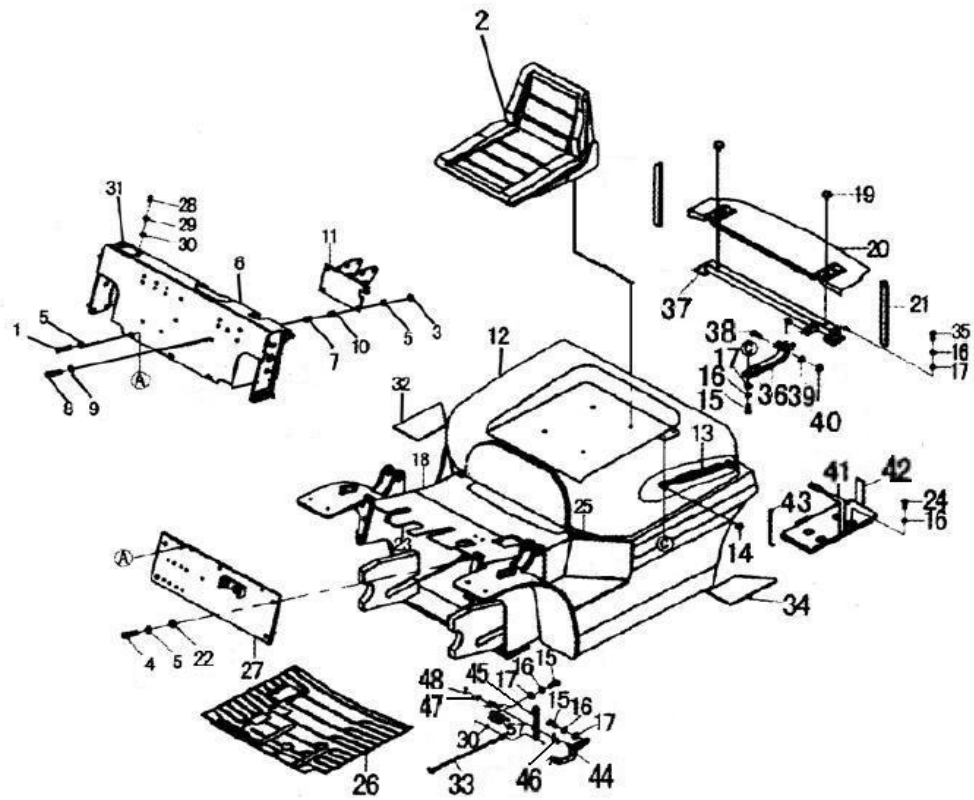
HOOD, FLOOR BOARD & SEAT



HOOD, FLOOR BOARD & SEAT

ITEM NO.	DESCRIPTION	PART NO.	QTY.
1	BOLT HEX-M10X20	901101012040	3
2	DRIVER SEAT	180317000000	1
3	HEX NUT-M10	901201000000	4
4	BOLT HEX-M16X35	901101612070	4
5	SPRING WASHER M16	901611600000	4
6	UPPER HOOD ASSY	180307010100	1
7	RUBBER GROMET	180304030250	4
8	BOLT HEX-M10X50	901101012100	4
9	SPRING WASHER M10	901611000000	4
10	INSERT	180304030260	4
11	MOUNTING BRACKET	180304030020	1
12	BONNET ASSY	180307050000	1
13	BONNET SHOCKER	180307060600	1
14	HEX NUT-M8	901200800000	2
15	BOLT HEX-M10X35	901101012070	4
16	SPRING WASHER M10	901611000000	4
17	WASHER PLAIN M10	901601000000	4
18	FLOOR BOARD BACK	180307030000	1
19	LOCKING BOLT M10	180307070100	2
20	RADIATOR COVER	180307070000	1
21	FOAM PAD	180306020000	2
22	WASHER PLAIN M16	901601600000	4
23	FLOOR BOARD FRONT	180307020000	1
24	Screw M10x16	901101012030	4

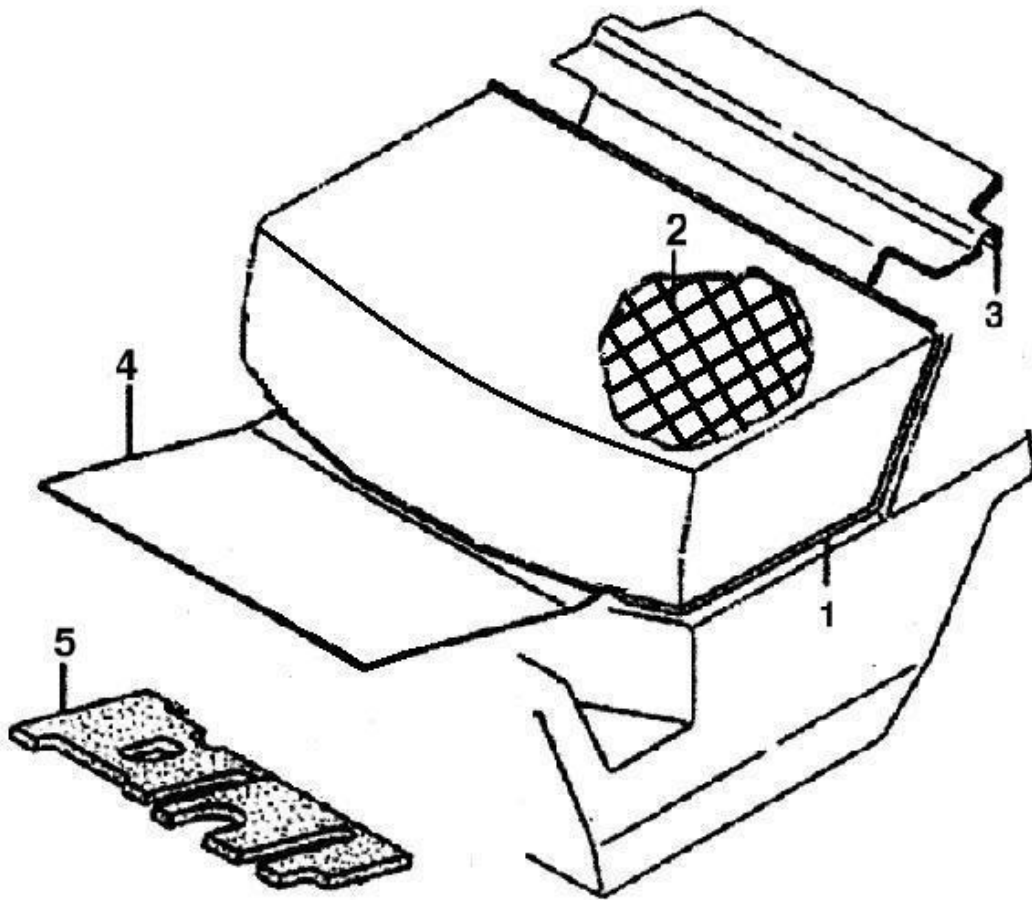
HOOD, FLOOR BOARD & SEAT



HOOD, FLOOR BOARD & SEAT

ITEM NO.	DESCRIPTION	PART NO.	QTY.
25	BONNET HEAT SHIELD	180307050200	1
26	FLOOR MAT	180301110300	1
27	LOWER HOOD ASSEMBLY	180307010200	1
28	SCREW HEX M6X30	901500612060	2
29	PLAIN WASHER M6	901600600000	2
30	SPRING WASHER M6	901610600000	2
31	PLASTIC POCKET	180307010500	1
32	FOOT PAD SHEET RH	180305080000	1
33	HOOD LOCK CABLE	180330240000	1
34	FOOT PAD SHEET LH	180305090000	1
35	BOLT HEX-M10X25	901101012050	4
36	MOUNTING BRACKET ASSY	180307060400	2
37	BONNET MOUNTING BRACKET ASSY	180307060000	1
38	SNAP HEAD PIN DIA 10	180307060500	2
39	WASHER PLAIN M10	901601000000	2
40	Split Pin-Dia3x20	900400300040	2
41	BATTERY MTG PLATE	180309020000	1
42	BATTERY MOUNTING CLAMP	180309030000	1
43	SCREW ROD WITH WING NUT	300173400300	1
44	PLATE 2	180307050620	1
45	PLATE 1	180307050610	1
46	Torsional Spring	180307050660	1
47	SPRING WASHER M10	901611000000	2
48	BOLT HEX-M10X25	901101012050	2

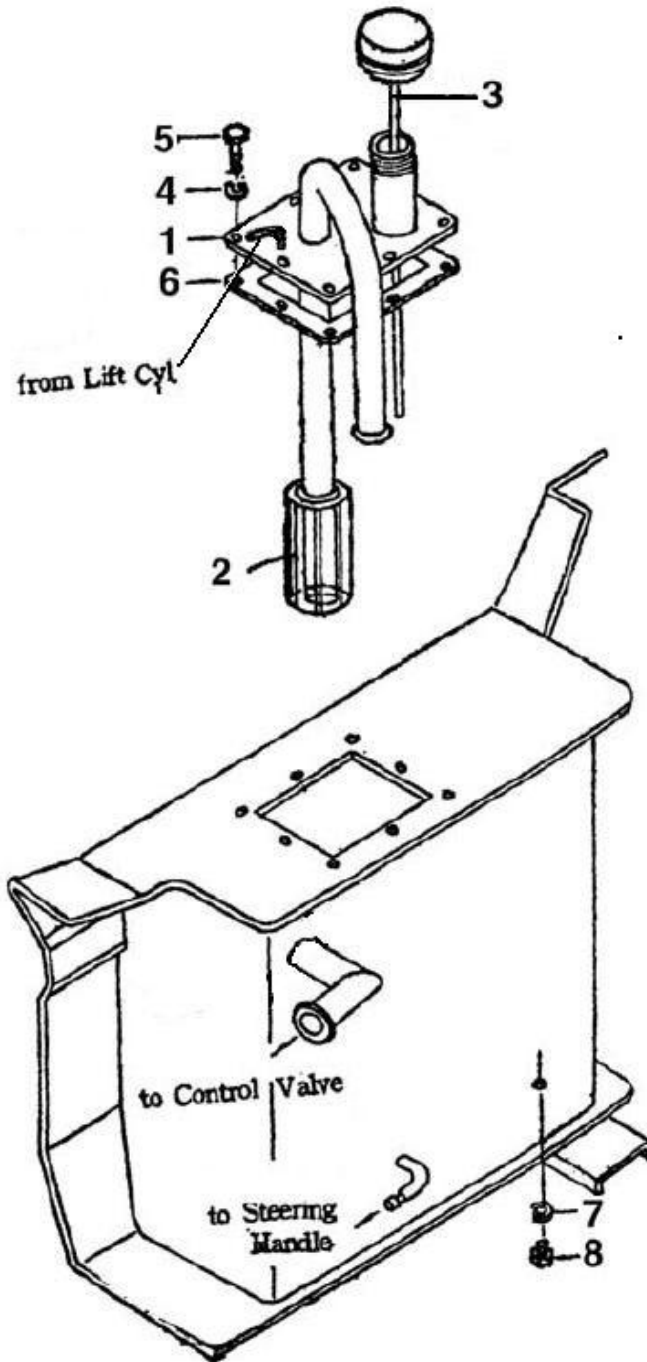
INSULATOR MAT



INSULATOR MAT

ITEM NO.	DESCRIPTION	PART NO.	QTY.
1	BONNET BEAD	180301110100	1
2	BONNETHEATSHIELD	180307050200	1
3	RADIATOR COVER BEAD	180301110210	1
4	FLOOR MAT	180301110300	1
5	FLOOR BOARD INSULATOR	180301110400	1

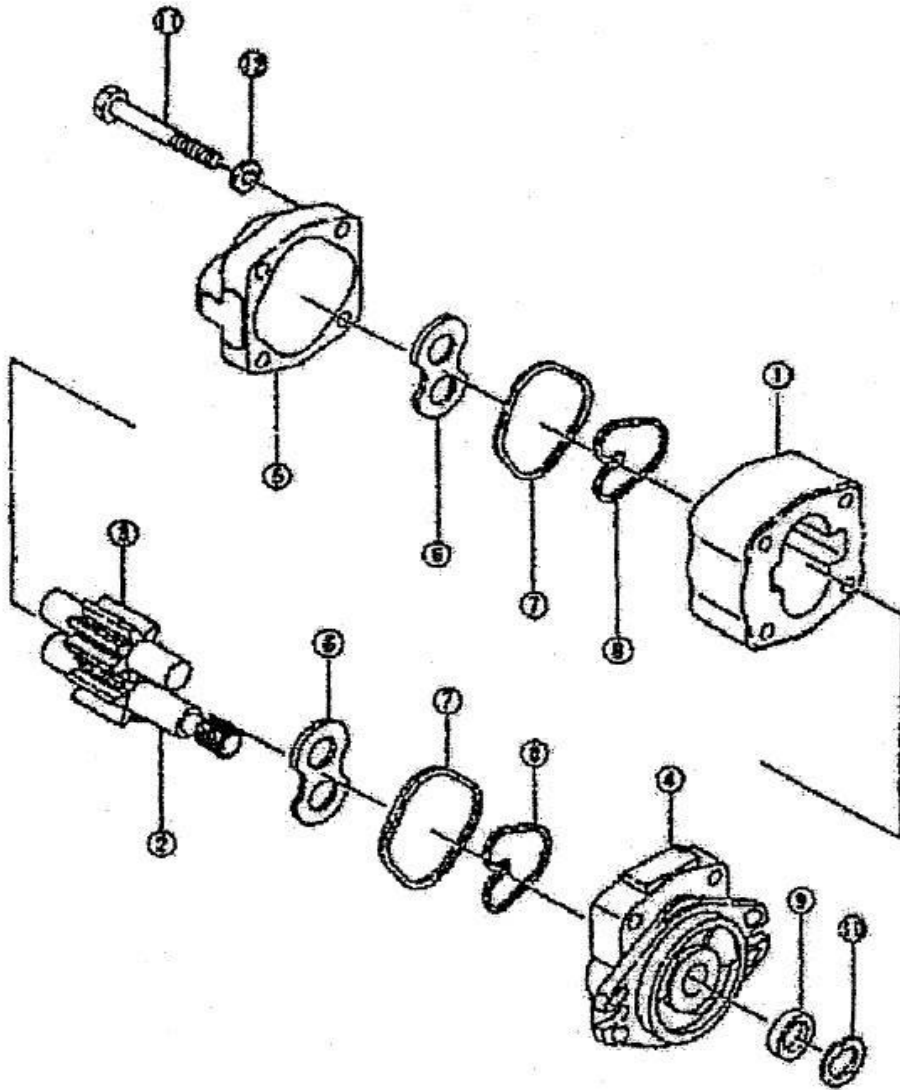
HYDRAULIC OIL TANK



HYDRAULIC OIL TANK

ITEM NO.	DESCRIPTION	PART NO.	QTY.
1	HYD COVER ASSY	180308020100	1
2	STRAINER HY. TANK (I)	180308020400	1
	STRAINER HY. TANK (V&J)	AWU63X180J00	1
3	BREATHER CUM DIPSTICK	180308020300	1
4	SPRING WASHER M8	901610800000	8
5	BOLT HEX-M8X35	901100812070	8
6	TANK COVER GASKET	180308020200	1
7	DOWTY SEAL M24	925081001200	1
8	MAGNETIC PLUG M 24X 1.5	100083301900	1

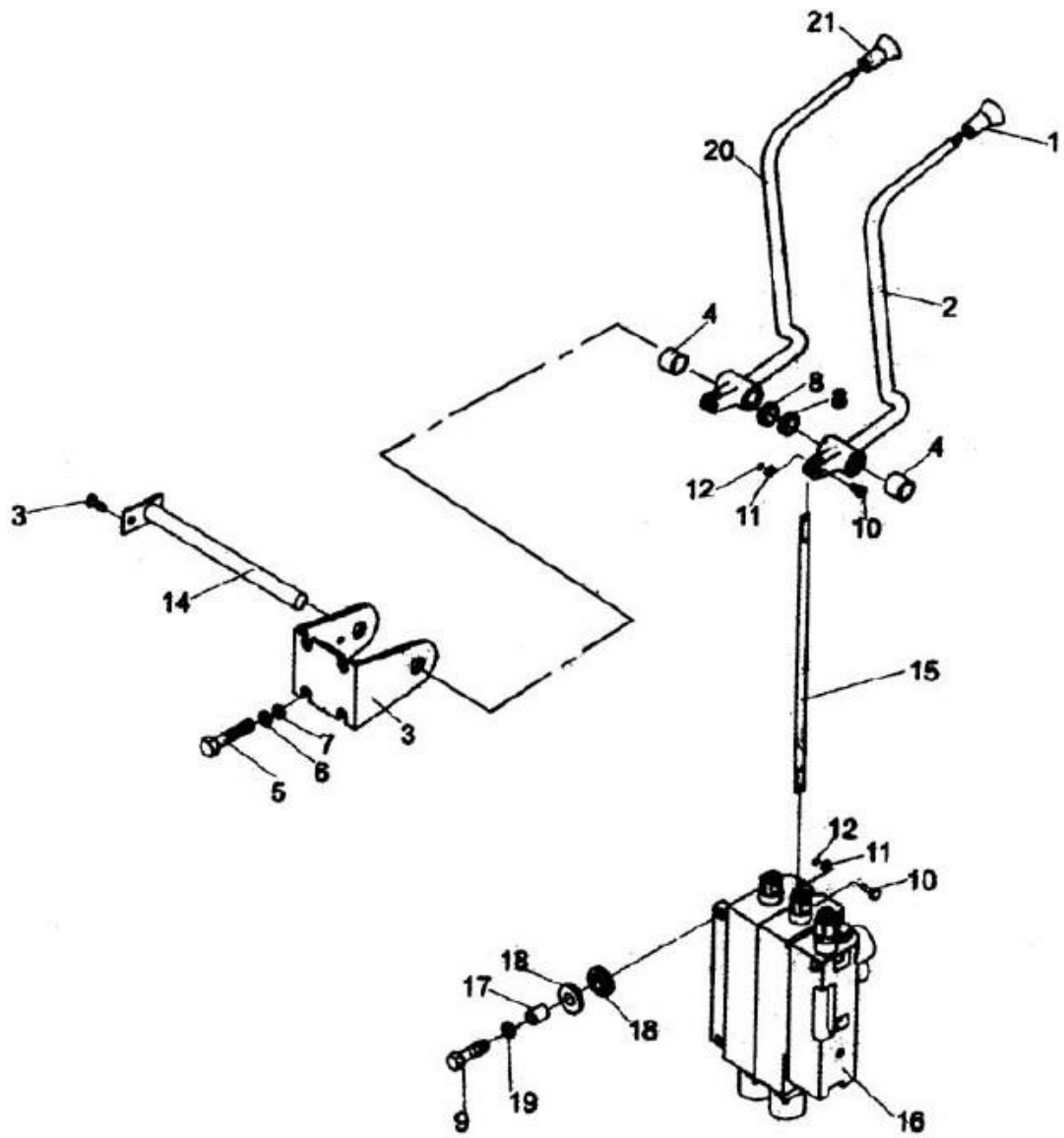
GEAR PUMP



GEAR PUMP

ITEM NO.	DESCRIPTION	PART NO.	QTY.
A	Gear pump (I)	180308090000	1
	Gear Pump (V&J)	CBTF430AFHLO	1
1	Cover	PART OF PUMP	1
2	Body		1
3	Bushing		2
4	Bushing		2
5	Gear, drive		1
6	Gear, driven		1
7	Cover front		1
8	Ring backing		2
9	Ring backing		2
10	Ditto		2
11	Ditto		2
12	Bolt		1
13	Washer		1
14	Seal oil		1
15	Washer		
	HY. PUMP SEAL KIT	ASGPA315L000	1

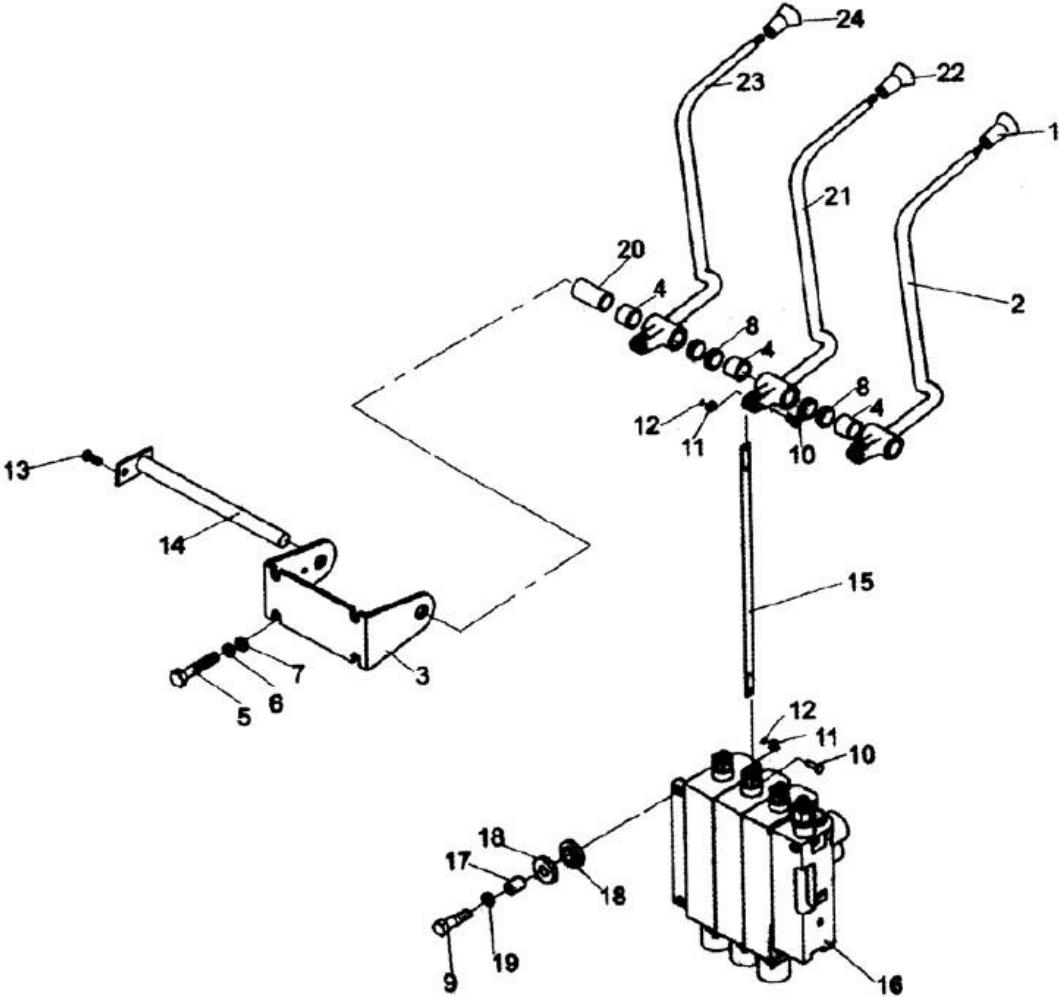
VALVE CONTROL LINKAGE (TWO THROW)



VALVE CONTROL LINKAGE (TWO THROW)

ITEM NO.	DESCRIPTION	PART NO.	QTY
1	KNOB ASSY LEVER 1	180182401600	1
2	LEVER ASSY 1	180308030200	1
3	MOUNTING BRACKET	180308030100	1
4	BUSH DIA 16	180308030230	2
5	BOLT HEX-M8X20	901100812040	4
6	PLAINWASHER M8	901600800000	4
7	SPRING WASHER M8	901610800000	4
8	Shim	180308030700	2
9	SCREW HEX M10X1.25X45	901101022090	3
10	PIN DIA 5	180308031000	4
11	Washer Plain M8	901600800000	4
12	Split Pin-Dia2x20	900400200040	4
13	ScrewHex M6x16	901500612030	1
14	SHAFT ASSY	180308030800	1
15	CONNECTING LINK ROD	180308030900	2
16	HY. Valve Control (2 Spool) (I)	180308040000	1
	HY. Valve Control 2 Spool (V&J)	C0K010200100	1
17	BUSH	180307010400	3
18	RUBBER GROMMET	180307010300	6
19	WASHER PLAIN M10	901601000000	3
20	LEVER ASSY 1	180308030300	1
21	KNOB ASSY LEVER 2	180182401700	1

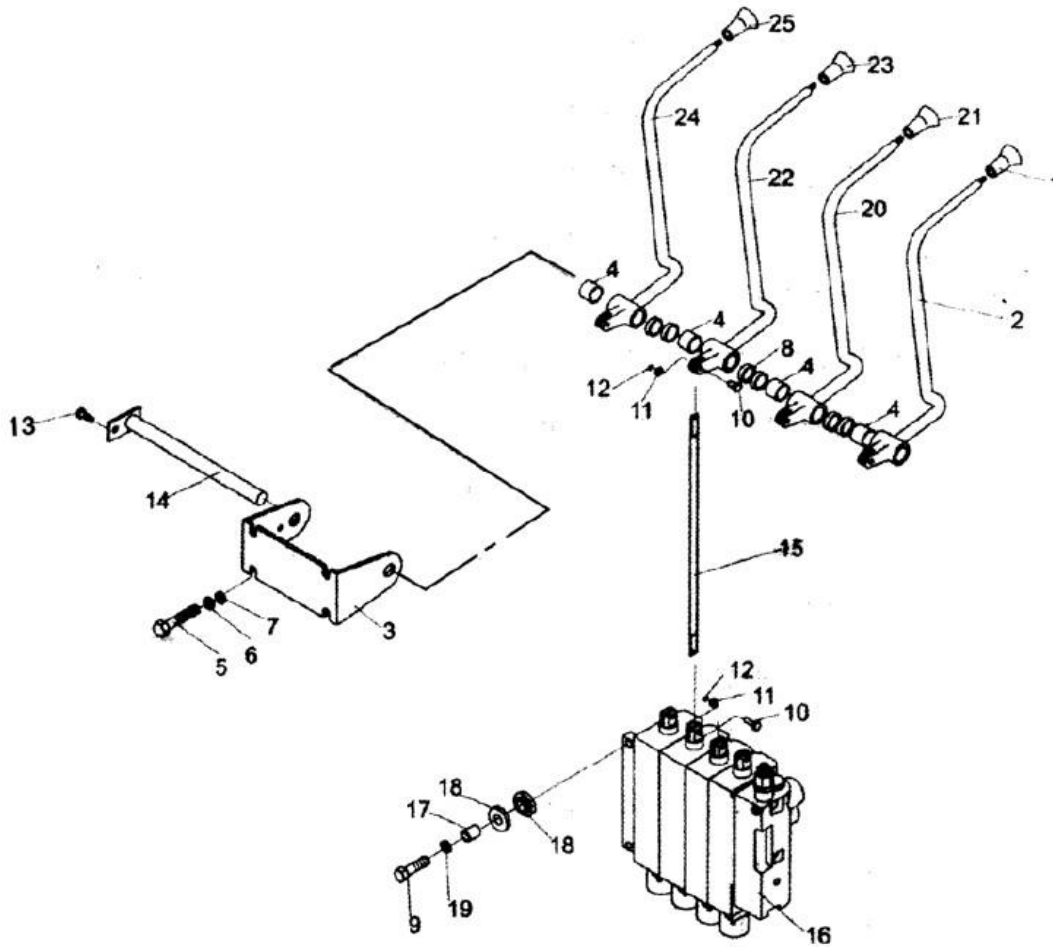
VALVE CONTROL LINKAGE (THREE THROW)



VALVE CONTROL LINKAGE (THREE THROW)

ITEM NO.	DESCRIPTION	PART NO.	QTY.
1	KNOB ASSY LEVER 1	180182401600	1
2	LEVER ASSY 1	180308030200	1
3	MOUNTING BRACKET	180308030100	1
4	BUSH DIA16	180308030230	3
5	BOLT HEX-M8X20	901100812040	4
6	PLAINWASHERM8	901600800000	4
7	SPRINGWASHERM8	901610800000	4
8	Shim	180308030700	4
9	SCREW HEX M10X1.25X45	901101022090	3
10	PIN DIA 5	180308031000	6
11	Washer Plain M8	901600800000	6
12	Split Pin-Dia2x20	900400200040	6
13	Screw Hex M6x16	901500612030	1
14	SHAFT ASSY	180308030800	1
15	CONNECTING LINK ROD	180308030900	3
16	HY. Valve Control (3 Spool) (I) HY. Valve Control 3 Spool (V&J)	180308050000 COK010210100	1 1
17	BUSH	180307010400	3
18	RUBBER GROMMET	180307010300	6
19	WASHER PLAIN M10	901601000000	3
20	SPACER	180308030600	1
21	LEVER ASSY 2	180308030300	1
22	KNOB ASSY LEVER 2	180182401700	1
23	LEVER ASSY 3	180308030400	1
24	KNOB ASSY LEVER 3	180182401800	1

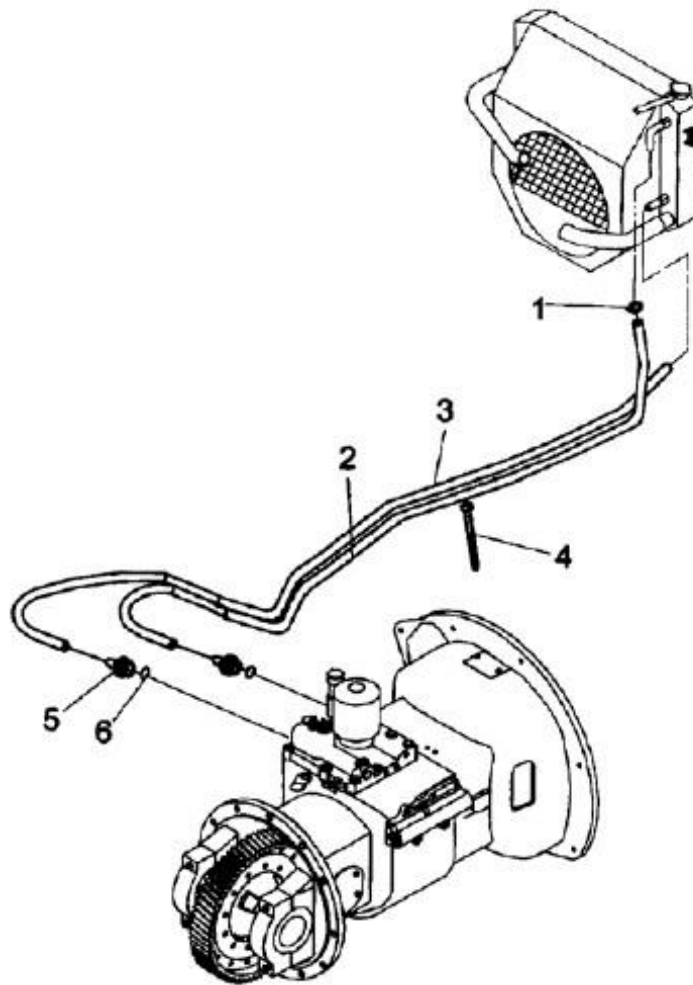
VALVE CONTROL LINKAGE (FOUR THROW)



VALVE CONTROL LINKAGE (FOUR THROW)

ITEM NO.	DESCRIPTION	PART NO.	QTY.
1	KNOB ASSY LEVER 1	180182401600	1
2	LEVER ASSY 1	180308030200	1
3	MOUNTING BRACKET	180308030100	1
4	BUSH DIA 16	180308030230	4
5	BOLT HEX-M8X20	901100812040	4
6	PLAIN WASHER M8	901600800000	4
7	SPRING WASHER M8	901610800000	4
8	Shim	180308030700	8
9	SCREW HEX M10X1.25X45	901101022090	3
10	PIN DIA 5	180308031000	8
11	Washer Plain M8	901600800000	8
12	Split Pin-Dia2x20	900400200040	8
13	Screw Hex M6x16	901500612030	1
14	SHAFT ASSY	180308030800	1
15	CONNECTING LINK ROD	180308030900	4
16	HY. Valve Control (4 Spool) (I)	180308060000	1
	HY. Valve Control 4 spool (V&J)	COK010200400	1
17	BUSH	180307010400	3
18	RUBBER GROMMET	180307010300	6
19	WASHER PLAIN M10	901601000000	3
20	LEVER ASSY 2	180308030300	1
21	KNOB ASSY LEVER 2	180182401700	1
22	LEVER ASSY 3	180308030400	1
23	KNOB ASSY LEVER 3	180182401800	1
24	LEVER ASSY 4	180308030500	1
25	KNOB ASSY LEVER 4	180182401900	1

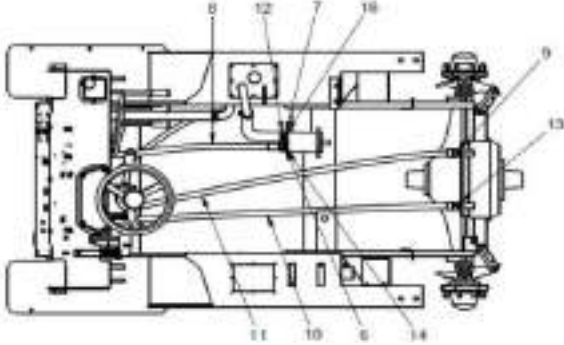
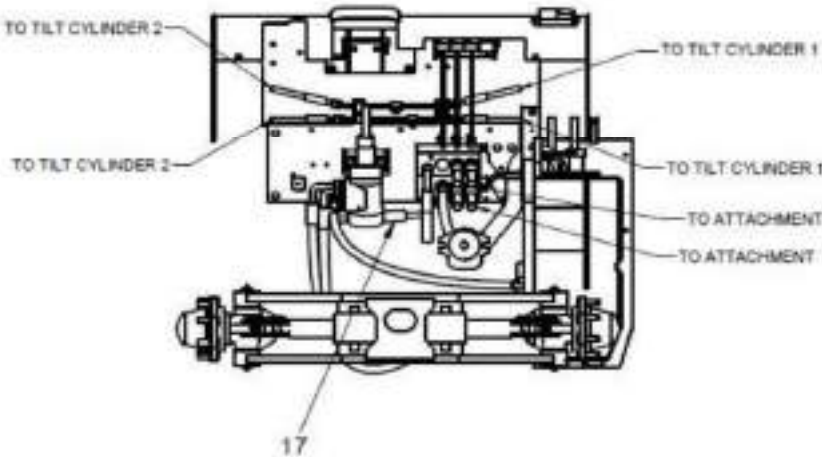
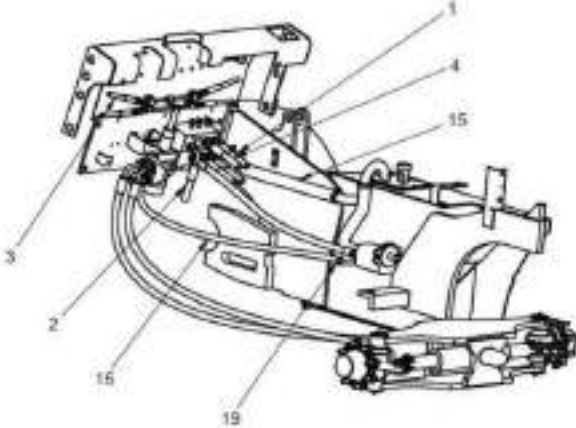
TORQUE-CONVERTER OIL COOLING SYSTEM



TORQUE-CONVERTER OIL COOLING SYSTEM

ITEM NO.	DESCRIPTION	PART NO.	QTY.
1	HOSE CLAMP DIA 25	955400250350	4
2	HOSE FROM TRANSMISSION TO RADIATOR 1	919972101980	1
3	HOSE FROM TRANSMISSION TO RADIATOR 2	919972102310	1
4	CABLE TIE-6"	955440000100	6
5	CONNECTOR TRANSMISSION INLET & OUTLET	180301060200	2
6	BONDED SEAL M14	925081000700	2

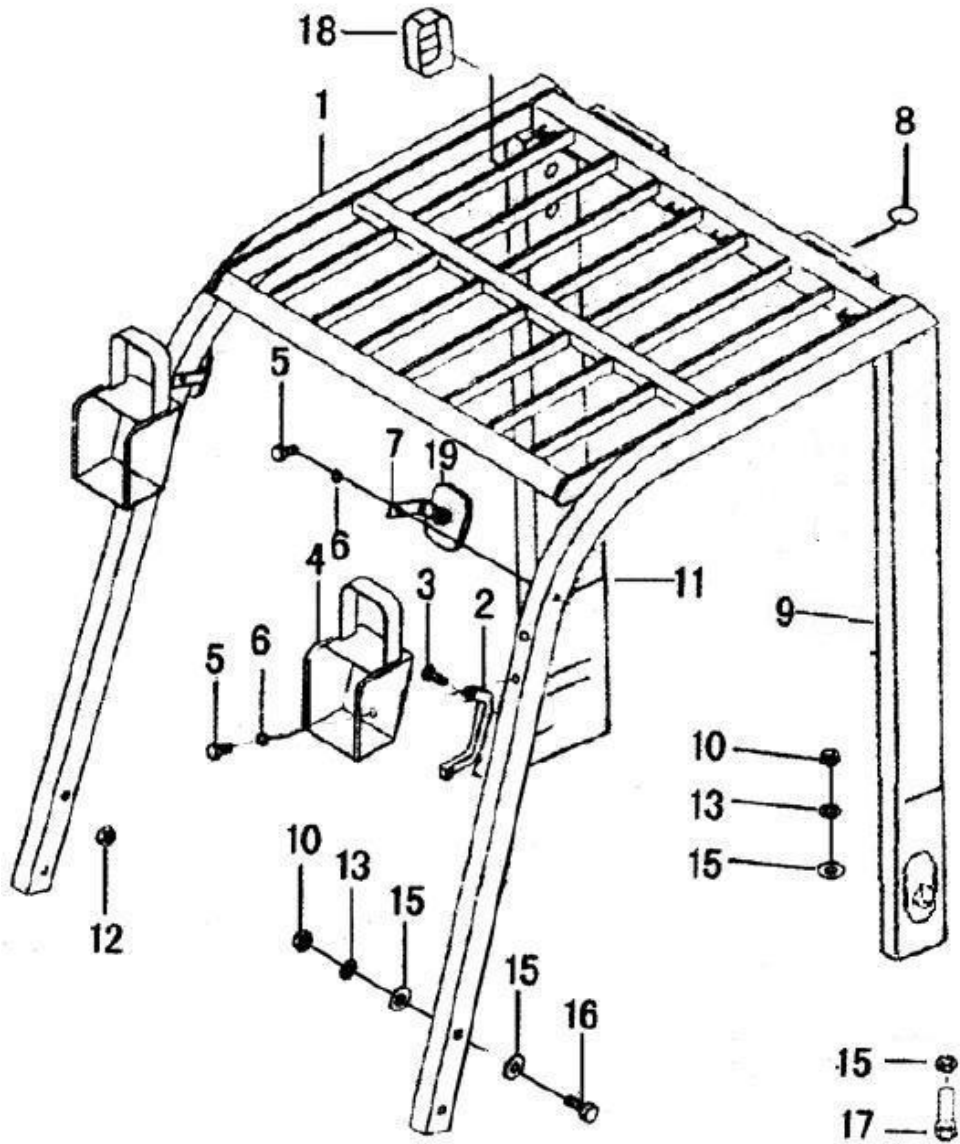
HYDRAULIC SYSTEM



HYDRAULIC SYSTEM

ITEM NO.	DESCRIPTION	PART NO.	QTY.
1	H-CV TO FIXING TUBE	911002090630	2
2	HOSE CONTROL VALVE TO FLOW VALVE	911002090680	1
3	HOSE CV TO TILT CYLINDER 2	911002090290	4
4	HOSE CV TO TILT CYLINDER 1	911002090370	2
5	CONNECTOR BSP 1/2 - BSP 1/2	925092000200	1
6	HY.PUMP INLET	180301010300	1
7	HOSE HY PUMP TO CONTROL VALVE	911002091200	1
8	CONNECTOR BSP 3/8 - M 18X1.5	180304010100	2
9	HOSE STEERING UNIT TO STEERING CYLINDER 1	911002091910	1
10	HOSE STEERING UNIT TO STEERING CYLINDER 2	911002092110	1
11	WORM DRIVE CLAMP	955400450600	4
12	DOWTY SEAL M18	925081000900	2
13	DOWTY SEAL M20	925081001000	1
14	HOSE CONTROL VALVE TO HY TANK	180308020600	1
15	HOSE STEERING UNIT RETURN	919972101570	1
16	CONTROL VALVE TO ST.UNIT	912002090290	1
17	DOWTY SEAL M33	925081001700	1
18	HOSE CLAMP DIA 25	955400250350	2

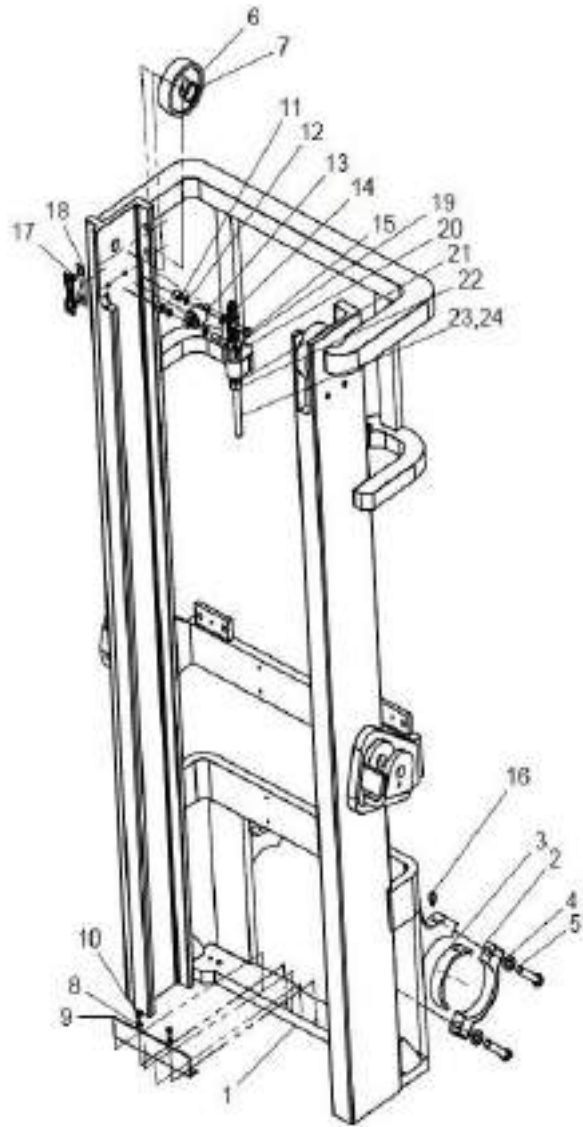
OVERHEAD GUARD



OVERHEAD GUARD

ITEM NO.	DESCRIPTION	PART NO.	QTY.
1	OVER HEAD GUARD ASSY	180307040000	1
2	HANDLE ASSY	180307041200	1
3	BOLT ALLEN-M6X16	901110610030	2
4	HEADLIGHT BRACKET	180307040600	2
5	BOLT ALLEN-M6X16	901110610030	4
6	SPRING WASHER M6	901610600000	4
7	FRONT MIRROR BRACKET	180307040700	2
8	CAP FUEL INTAKE	180307040370	1
9	REAR SUPPORT LH	180307040300	1
10	HEX NUT-M20	901202000000	8
11	REAR SUPPORT RH	180307040200	1
12	WASHER PLAN M20	901602000000	8
13	SPRING WASHER M 20	901612000000	4
14	SPRING WASHER M2	901611200000	4
15	WASHER PLAN M20	901602000000	8
16	BOLT HEX-M20X40	901102012080	4
17	BOLT HEX-M12X40	901101212080	4
18	AIR INTAKE FILTER	180307041000	1
19	MIRROR ASSY	180307041100	2

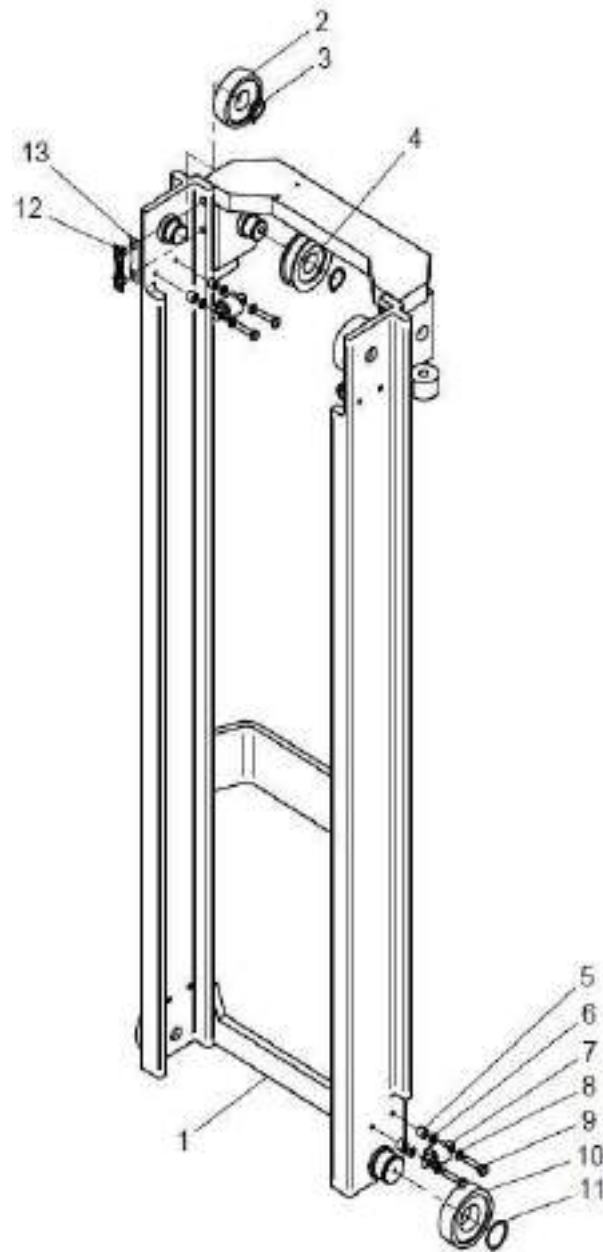
OUTER MAST Assy. 4.5 FFL, 3.6 STD, 3.0 STD



OUTER MAST ASSY. 4.5 FFL, 3.6 STD,3.0 STD

ITEM NO.	DESCRIPTION	PART NO.	QTY.
1	OUTER MAST ASSY FAB.(4.5mffl)	180312030010	1
-	OUTER MAST ASSY FAB.(3.6M std)	180236030010	
-	OUTER MAST ASSY FAB.(3.0M std)	180326030010	
2	AXLE MOUNTING CLAMP	180305050000	2
3	MAST MOUNTING SEAL	180312300000	2
4	Washer Spring M16	901611600000	4
5	SCREW HEX M16X80	901501632160	4
6	ROLLER DIA 110 (180708KT)	180312031200	2
7	EXTERNAL CIRCLIP-Ø40X1.75	930401802000	2
8	SPRING WASHER M8	901610800000	2
9	ANGLE SUPPORT	180312031600	1
10	BOLT HEX M8x15	901500812030	2
11	BUSH	180312031700	4
12	SIDE ROLLER SHIM	180312031800	4
13	SIDE ROLLER (84904 ARS)	180312031900	2
14	Washer Spring M10	901611000000	4
15	SCREW HEX M10X50	901501012100	4
16	GREASE NIPPLE M8X1	901300800000	2
17	CLEARENCE PAD	180312032300	2
18	CLEARENCE PAD SHIM	180312032400	2
19	CHAIN BIG 4.5M FFL	180312170100	2
	CHAIN SMALL 4.5M FFL	180312160100	2
	CHAIN 3.6M STD 3.0T	180323252160	2
	CHAIN 3.6M STD 2.0T	180236160100	2
	CHAIN 3.0M STD 3.0T	180312170100	2
20	CHAIN MOUNTING PIN	180312170200	2
21	CHAIN MOUNTING NUT	180312170110	4
22	CHAIN MOUNTING LOCK NUT	180312170120	4
23	CHAIN MOUNT BOLT BIG	180312080100	2
24	CHAIN MOUNT BOLT SMALL	180312070100	2

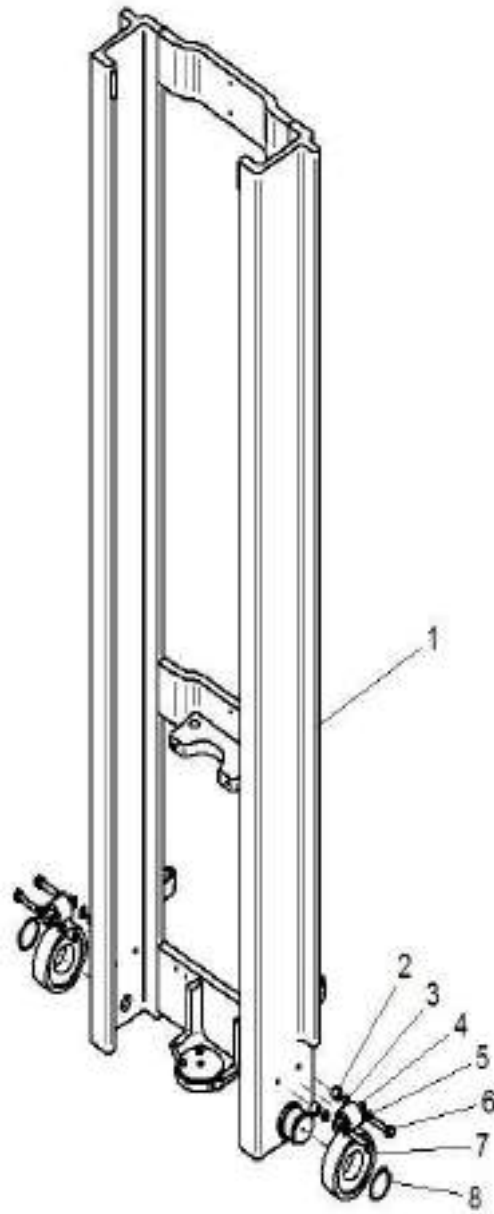
MID MAST Assy. 4.5 M FFL



MID MAST Assy. 4.5 M FFL

ITEM NO.	DESCRIPTION	PART NO.	QTY.
1	MID MAST ASSY FAB.	180312040010	1
2	ROLLER Ø 110 (180708KT) (I) ROLLER Ø 109.7 (V&J)	180312031200 CKMO137701A0	2 2
3	EXTERNAL CIRCLIP-Ø40X1.75	930401802000	4
4	CHAIN ROLLER (I) CHAIM ROLLER (V&J)	180312041300 CKMO13940100	2 2
5	BUSH	180312031700	8
6	SIDE ROLLER SHIM	180312031800	8
7	SIDE ROLLER (84904 ARS)	180312031900	4
8	Washer Spring M10	901611000000	8
9	SCREW HEX M10X50 GR-8.8	901501012100	8
10	ROLLER Ø 119.2 (980811NT)	180312041100	2
11	EXTERNAL CIRCLIP-Ø 55X2.0	930552002000	2
12	CLEARENCE PAD	180312032300	2
13	CLEARENCE PAD SHIM	180312032400	2

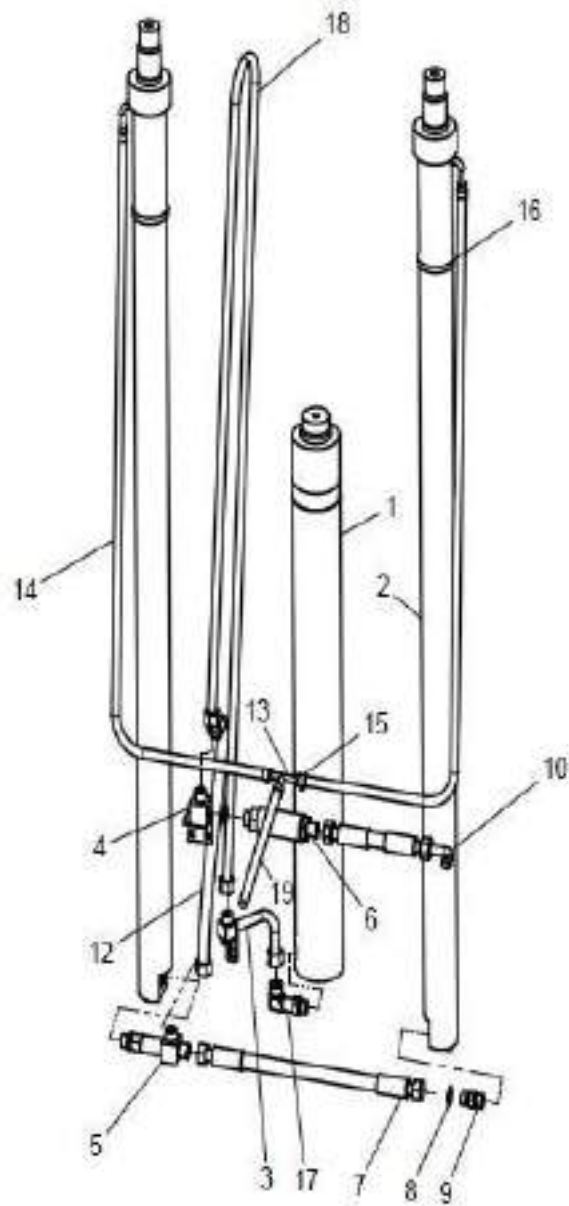
INNER MAST Assy. 4.5 M FF,3.6 STD,3.0 STD



INNER MAST Assy. 4.5 M FF,3.6 STD,3.0 STD

ITEM NO.	DESCRIPTION	PART NO.	QTY.
1	INNER MAST ASSY FAB.(4.5 M FFL) 2T,3T	180312050010	1
-	INNER MAST ASSY FAB.(3.6 M STD) 2T,3T	180236040010	1
-	INNER MAST ASSY FAB.(3.0 M STD) 2T,3T	180326040010	1
2	BUSH	180312031700	4
3	SIDE ROLLER SHIM	180312031800	4
4	SIDE ROLLER (84904 ARS)	180312031900	2
5	Washer Spring M10	901611000000	4
6	SCREW HEX M10X50	901501012100	4
7	ROLLER DIA 119.2 (980811NT)	180312041100	2
8	EXTERNAL CIRCLIP-DIA 55X2.0	930552002000	2

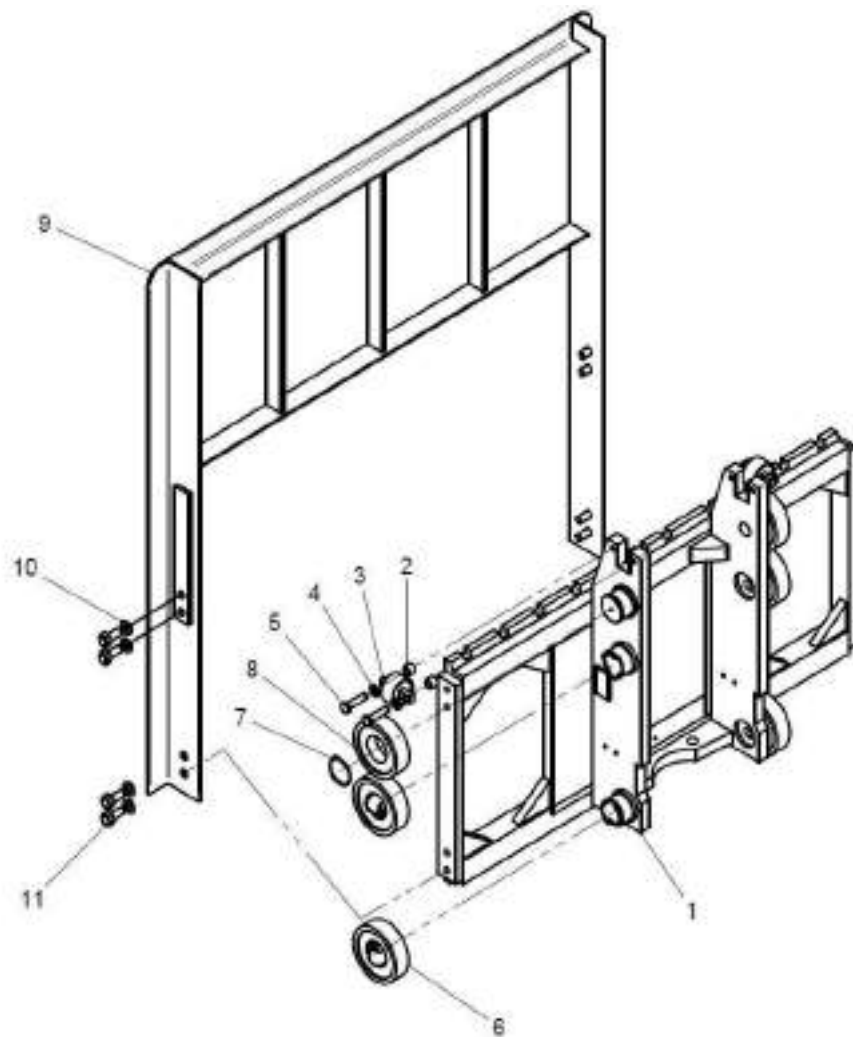
HYDRAULIC SYSTEM OF 4.5 M FFL



HYDRAULIC SYSTEM OF 4.5 M FFL

ITEM NO.	DESCRIPTION	PART NO.	QTY.
1	CENTER CYLINDER 2T,3T	180312200000	1
2	LIFTING CYLINDER 3T	180312190000	2
3	CENTRE CYLINDER TUBE ASSY	180315010000	1
4	T-JOINT	180312230000	1
5	CONNECTOR LIFTING CYLINDER TO T- JOINT LH	180312240000	1
6	FLOW VALVE	180312220000	1
7	HOSE FROM IN B/W LIFTING CYL.	911002090430	1
8	DOWTY SEAL M20	925081001000	2
9	CONNECTOR BSP 1/2 - BSP 1/2	925092000200	1
10	HOSE C.V. TO F.V.	911002090680	1
11	HOSE FROM F.V. TO SIDE CYL. CENTER JOINT	911002090440	1
12	T FOR CYLINDER RETURN	180312190100	1
13	HOSE FROM LIFT CYLINDER TO T- JOINT	919972101570	2
14	HOSE CLAMP DIA 25	955400250350	5
15	CABLE TIE 10"	996200000194	2
16	ADOPTER FOR CENTRE CYLINDER	180312201000	1
17	FLOW VALVE TO CENTRE CYLINDER	911002093100	1
18	HOSE FROM LIFT CYLINDER TO T- JOINT	919972101570	1

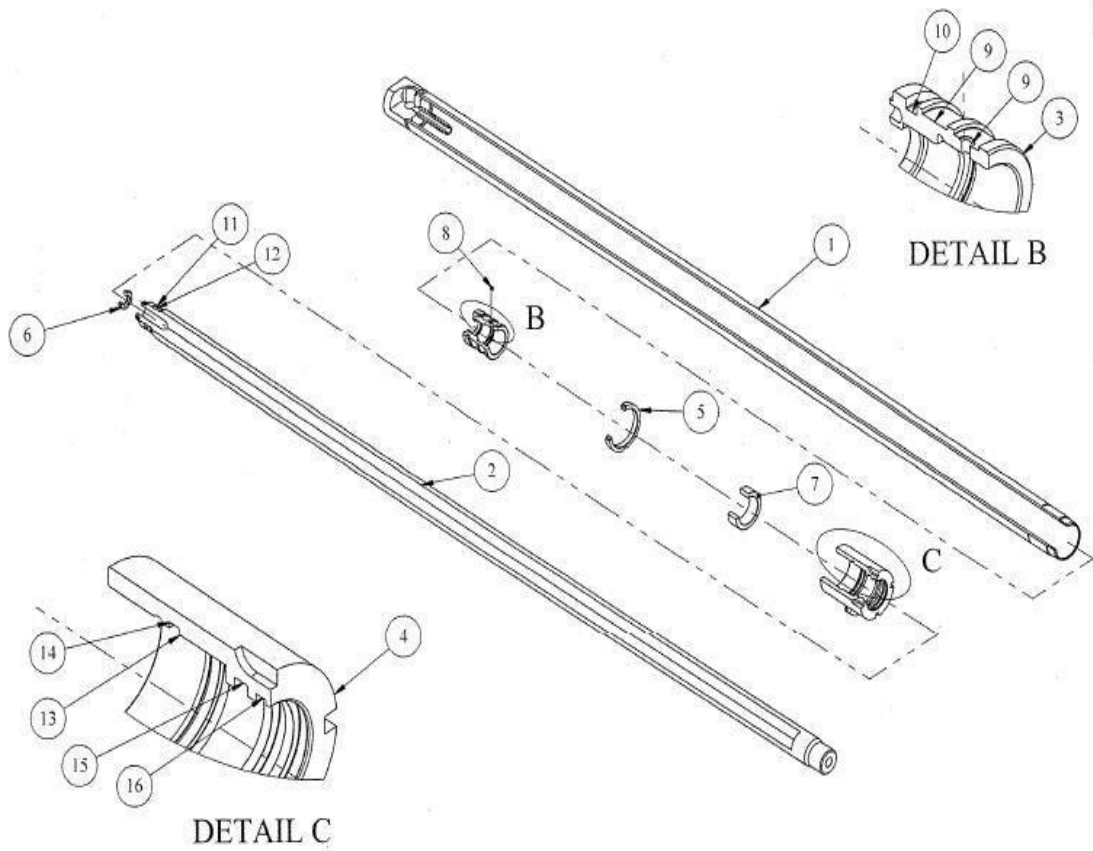
CARRIAGE & BACK REST ASSY OF 4.5 M FFL,3.6 STD,3.0STD



CARRIAGE & BACK REST ASSY OF 4.5 M FFL,3.6 STD,3.0STD

ITEM NO.	DESCRIPTION	PART NO.	QTY.
1	CARRAIGE ASSY SINGLE DRIVE 4.5FFL	180312450010	1
-	CARRAIGE ASSY DUAL DRIVE 4.5FFL	180312020000	1
-	CARRAIGE ASSY SINGLE DRIVE 3.0STD	180326020000	1
-	CARRAIGE ASSY DUAL DRIVE 3.6 STD	180236020000	1
2	BUSH LARGE	180312022000	4
3	SIDE ROLLER Ø 58 (6204 RS)	180312021000	2
4	SPRING WASHER M12	901611200000	4
5	SCREW HEX-M12X50 GR8.8	901501212100	4
6	COMPOUND BEARING ASSY	180312021100	4
7	EXTERNAL CIRCLIP-Ø 55X2.0	930552002000	2
8	ROLLER Ø 119.2 (980811NT)	180312041100	2
9	BACK REST ASSY 3.0 M	180325010000	1
10	WASHER SPRING M14	901611400000	8
11	Bolt Hex M14x35	901501412070	8

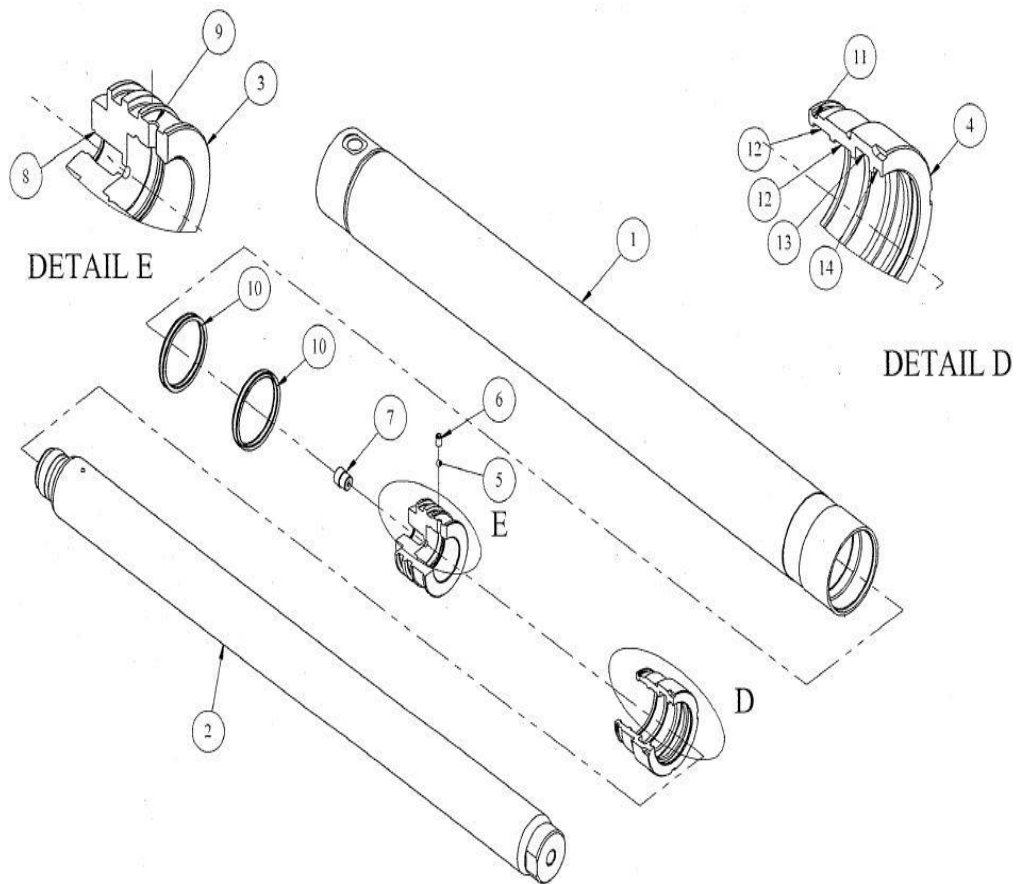
SIDE LIFT CYLINDER OF 4.5



SIDE LIFT CYLINDER OF 4.5

ITEM NO.	DESCRIPTION	PART NO.	QTY.
1	FINAL TUBE WELDMENT	DC12373-100XA-01	1
2	PISTON ROD	DC12373-200ZA-01	1
3	PISTON	DC12373-500ZA-01	1
4	GLAND WELDMENT	DC12373-400WA-01	1
5	LOCK NUT	DC05936-570ZA	1
6	CUSHIONING RING	DC11782-5400A	1
7	BEARING RING	DC12373-730ZA-01	1
8	GRUB SCREW	BB809	1
9	SLYD RING	PART OF SEAL KIT	2
10	PISTON U CUP	PART OF SEAL KIT	1
11	O RING	PART OF SEAL KIT	1
12	BACK UP RING	PART OF SEAL KIT	1
13	O RING	PART OF SEAL KIT	1
14	BACK UP RING	PART OF SEAL KIT	1
15	ROD SEAL	PART OF SEAL KIT	1
16	WIPER SEAL	PART OF SEAL KIT	1
17	SEAL KIT OFCONSIST 6 TO 11 (I)	180312190000	1
	SEAL KIT 45 MM PISTON DIA (V &J) 3T	COWO123001S0	1
	SEAL KIT 40 MM PISTON DIA (V&J) 2T	COKO125RL000	1

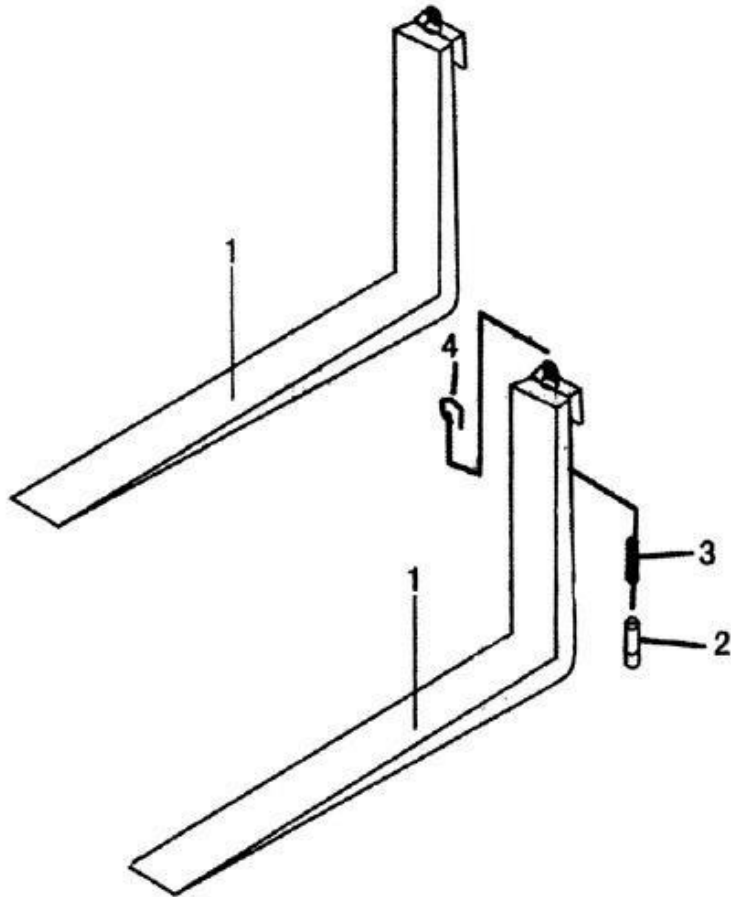
CENTRE CYLINDER OF 4.5 M FFL



CENTRE CYLINDER OF 4.5 M FFL

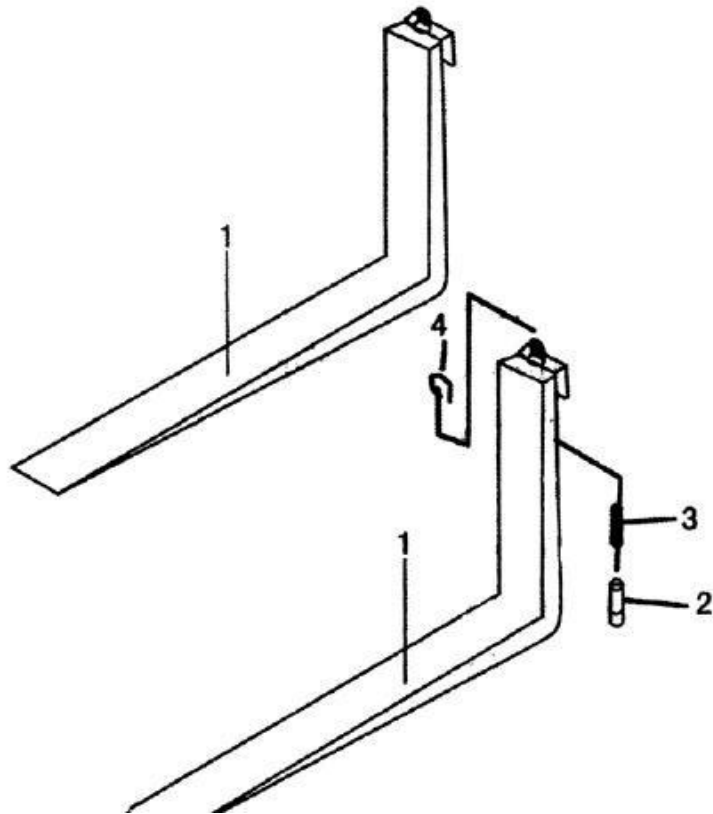
ITEM NO.	DESCRIPTION	PART NO.	QTY.
1	TUBEFINAL WELDMENT	DC12371-100XA-01	1
2	PISTON ROD	DC12371-200ZA-01	1
3	PISTON	DC11797-500ZA	1
4	GLAND	DC10456-400ZA	1
5	STEEL BALL	BD051	1
6	GRUB SCREW	BB818	1
7	INTEGRAL HYD.CHE.VALVE	BV160	1
8	CIRCLIP INTERNAL	BC611	1
9	SLYD RING	PART OF SEAL KIT	2
10	PISTON SEAL U CUP	PART OF SEAL KIT	1
11	O RING	PART OF SEAL KIT	1
12	SLYD RING	PART OF SEAL KIT	1
13	ROD SEAL	PART OF SEAL KIT	1
14	WIPER SEAL	PART OF SEAL KIT	1
	CENTRE CY. SEAL KIT OFCONSIST 9 TO 14 (I)	180312200000	1
	CENTRE CY. SEAL KIT 85MM 3T (V&J)	COWO123002F0	1
	CENTRE CY. SEAL KIT 70 MM 2T (V& J)	COKO125RC000	1

FORK



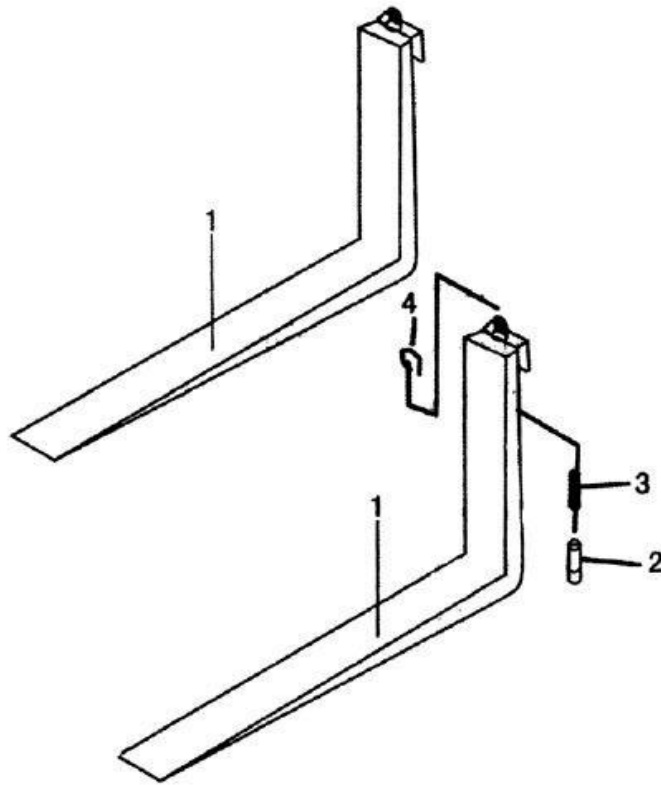
ITEM NO.	DESCRIPTION	PART NO.	QTY.
1	Fork Assy. (For AF 20D)	CKM01SH00900	2
--	Fork Assy. (For AF 30D)	CKM03SH00700	2
2	Positioning pin	CKM013970100	2
3	Spring	CKM013980100	2
4	Handle	CKM013990100	2

FORK (2T)



FORK OPTIONAL PARTS			
PART NO.		LENGTH	
Series I	Series II	Series I	Series II
HC2T-92A	HC2T-90A	920 ⁺²	900 ⁺²
HC2T-107A	HC2T-90A	1070 ⁺³	1000 ⁺³
HC2T-122A	HC2T-90A	1220 ⁺³	1100 ⁺³
HC2T-137A	HC2T-90A	1370 ⁺³	1200 ⁺³
HC2T-152A	HC2T-90A	1520 ⁺⁴	1300 ⁺³
HC2T-167A	HC2T-90A	1670 ⁺⁴	1400 ⁺⁴
HC2T-182A	HC2T-90A	1820 ⁺⁴	1500 ⁺⁴
HC2T-197A	HC2T-90A	1970 ⁺⁴	1600 ⁺⁴
HC2T-212A	HC2T-90A	2120 ⁺⁴	1700 ⁺⁴
	HC2T-180A		1800 ⁺⁴
	HC2T-190A		1900 ⁺⁴
	HC2T-200A		2000 ⁺⁴

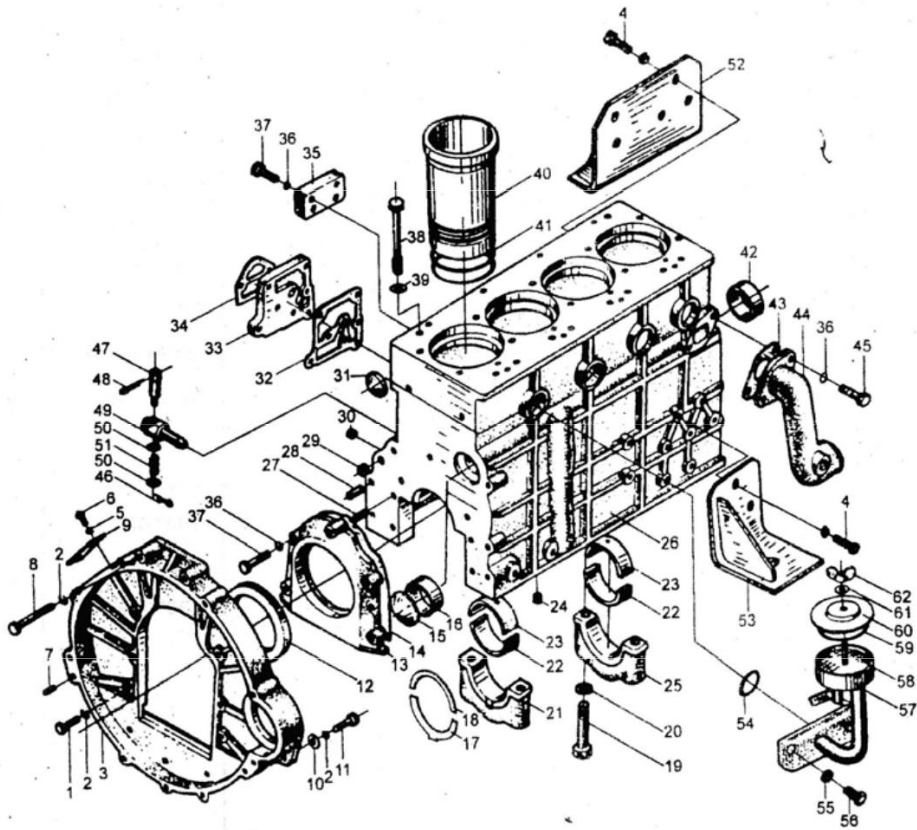
FORK (3T)



FORK (3T)

FORK OPTIONAL PARTS			
PART NO.		LENGTH	
Series I	Series II	Series I	Series II
HC3T-92A	HC3T-90A	920 ⁺²	900 ⁺²
HC3T-107A	HC3T-100A	1070 ⁺³	1000 ⁺³
HC3T-122A	HC3T-110A	1220 ⁺³	1100 ⁺³
HC3T-137A	HC3T-120A	1370 ⁺³	1200 ⁺³
HC3T-152A	HC3T-130A	1520 ⁺⁴	1300 ⁺³
HC3T-167A	HC3T-140A	1670 ⁺⁴	1400 ⁺⁴
HC3T-182A	HC3T-150A	1820 ⁺⁴	1500 ⁺⁴
HC3T-197A	HC3T-160A	1970 ⁺⁴	1600 ⁺⁴
HC3T-212A	HC3T-170A	2120 ⁺⁴	1700 ⁺⁴
	HC3T-180A		1800 ⁺⁴
	HC3T-190A		1900 ⁺⁴

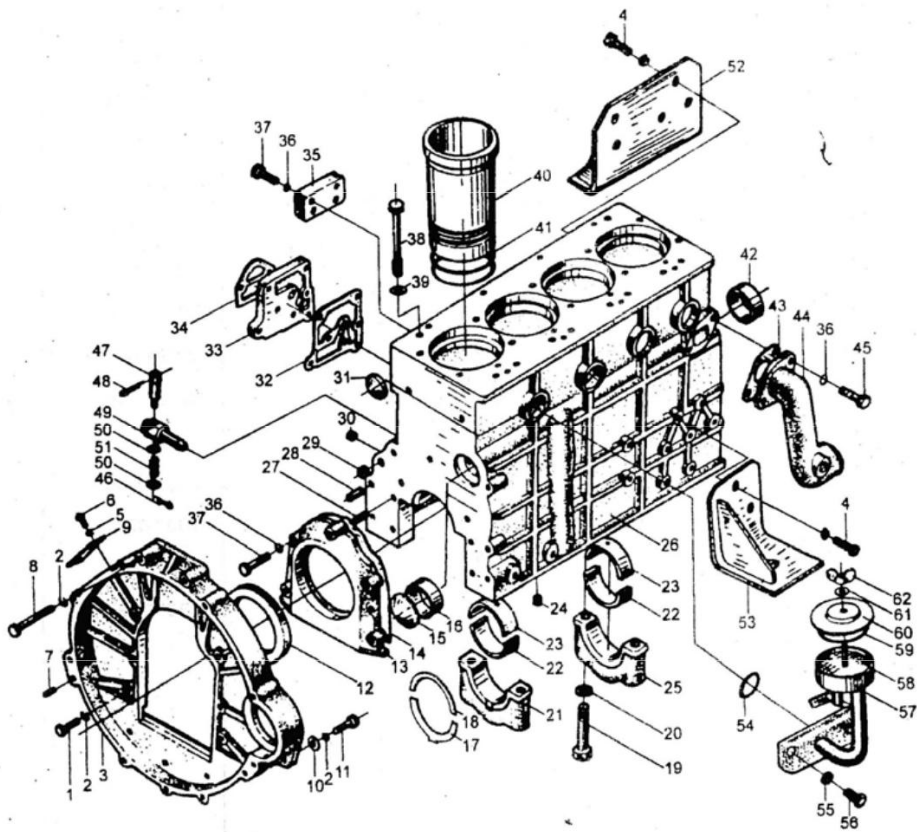
CYLINDER BLOCK FLY WHEEL HOUSING ASSEMBLY



CYLINDER BLOCK FLY WHEEL HOUSING ASSEMBLY

ITEM NO.	DESCRIPTION	PART NO.	QTY.
1	BOLT M12 X 32	GBT578220000	8
2	SPRING WASHER 12	GBT931987000	10
3	FLYWHEEL HOUSING	490B130001A 0	1
4	BOLT M10 X 25	GBT578320000	8
5	SPRING WASHER	GBT931987000	2
6	SCREW M6 X 10	GBT672000000	2
7	PIN A 10 X 25	GBT120200000	2
8	BOLT 12 X 45	GBT578220000	2
9	COVER INSPECTION HOLE	490B13003000	1
10	WASHER 12	GBT848198500	8
11	BOLT M 12 X 30	GBT578220000	2
12	OIL SEAL 100 X 125 X 12	490B01035000	1
13	OIL SEAL SEAT	490B01024A 00	1
14	GASKET	490B01025000	1
15	PLUG	490B01009000	1
16	BUSHING	490B01008000	1
17	LOWER THRUST BUSHING	490B01022000	2
18	UPPPER THRUST BUSHING	490B01026000	2
19	BOLT	490B01019000	10
20	WASHER	490B01018000	10
21	REAR MAIN BEARING COVER	490B01023000	1
22	LOWER & UPPER HALF MAIN BEARING	490B01033000	set 1
23	LOWER & UPPER HALF MAIN BEARING	490B01033000	set 1
24	PLUG	490B01032000	1
25	MAIN BEARING COVER	490B01032000	4
26	CYLINDER BODY	490B01001000	1
27	PIN B8 X 20	GBT119220000	2
28	PIN B10 X 24	GBT119220000	2
29	PLUG 15	490B01080000	2
30	PLUG R1/8	490B01029000	6

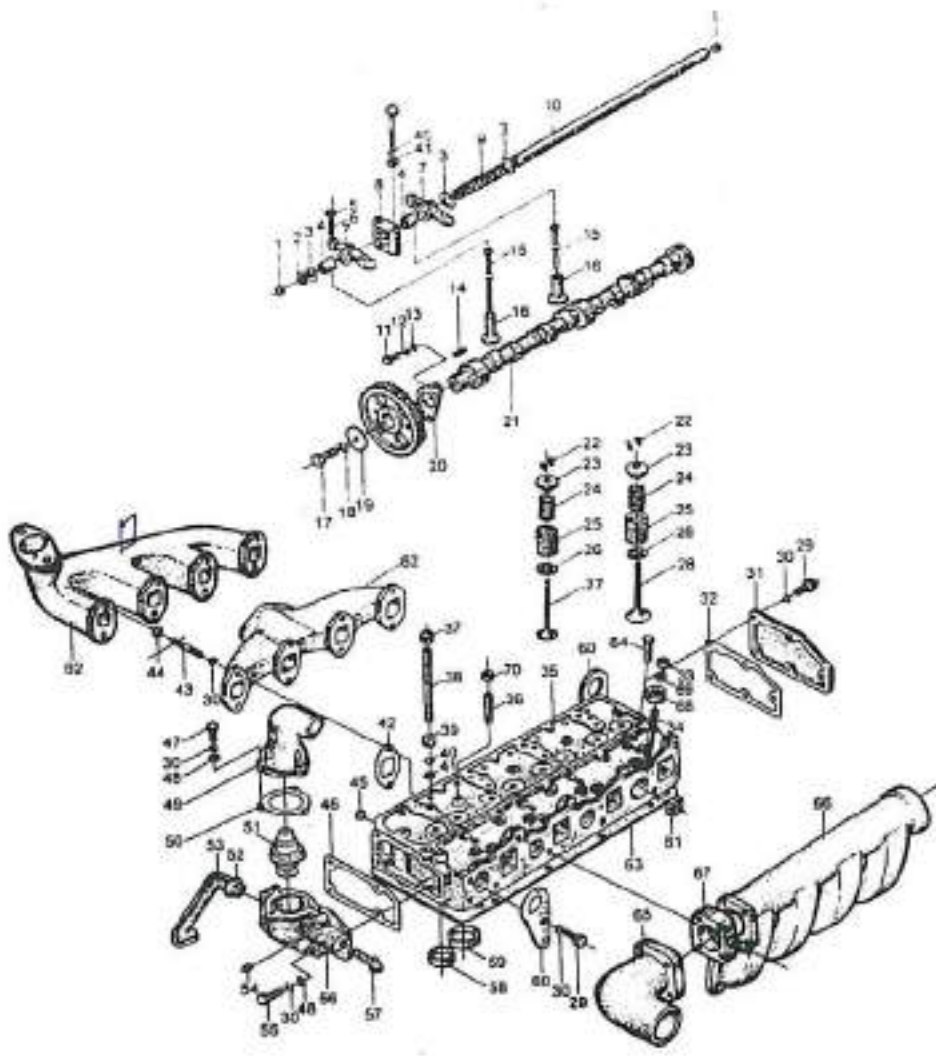
CYLINDER BLOCK FLY WHEEL HOUSING ASSEMBLY



CYLINDER BLOCK FLY WHEEL HOUSING ASSEMBLY

ITEM NO.	DESCRIPTION	PART NO.	QTY.
31	PLUG 40	490B01079000	4
32	GASKET	490B01071000	1
33	OIL FILTER BACK PLATE	490B01072000	1
34	GASKET	490B01073000	1
35	FUEL FILTER BACK PLATE	490B01076B00	1
36	SPRING WASHER 10	GBT931987000	15
37	BOLT M 10 X 22	GBT578320000	2
38	BOLT	490B01002000	14
39	WASHER	490B01044000	18
40	CYLINDER LINER	490B01005000	4
41	WATER SEAL RING	490B01006000	8
42	CAMSHAFT BUSHING	490B01007000	2
43	GASKET	490B01012000	1
44	WATER PIPE	490B01011000	1
45	WATER PIPE	490B01011300	1
46	BOLT M8 X 25	GBT578320000	1
47	DRAIN COCK CORE	485011030000	1
48	DRAIN COCK HANDLE	485011010000	1
49	COCK BODY	485011020000	1
50	WASHER	GBT971985000	2
51	SPRING	485011040000	1
52	FRONT BRACKET (LEFT)(30 D ENGINE)	485BPG152008	1
53	FRONT BRACKET (RIGHT)(30 D ENGINE)	490BPG151008	1
54	O RING	490B34009000	1
55	SPRING WASHER 8	GBT931987000	4
56	BOLT M8 X 16	GBT578320000	2
57	LOWER BODY AIR INTAKE DEVICE	495B34006000	1
58	FILTER NET	JB3616184000	1
59	RUBBER SEAL RING	490B34008000	1
60	UPPER COVER AIR INTAKE DEVICE	490B34005000	1

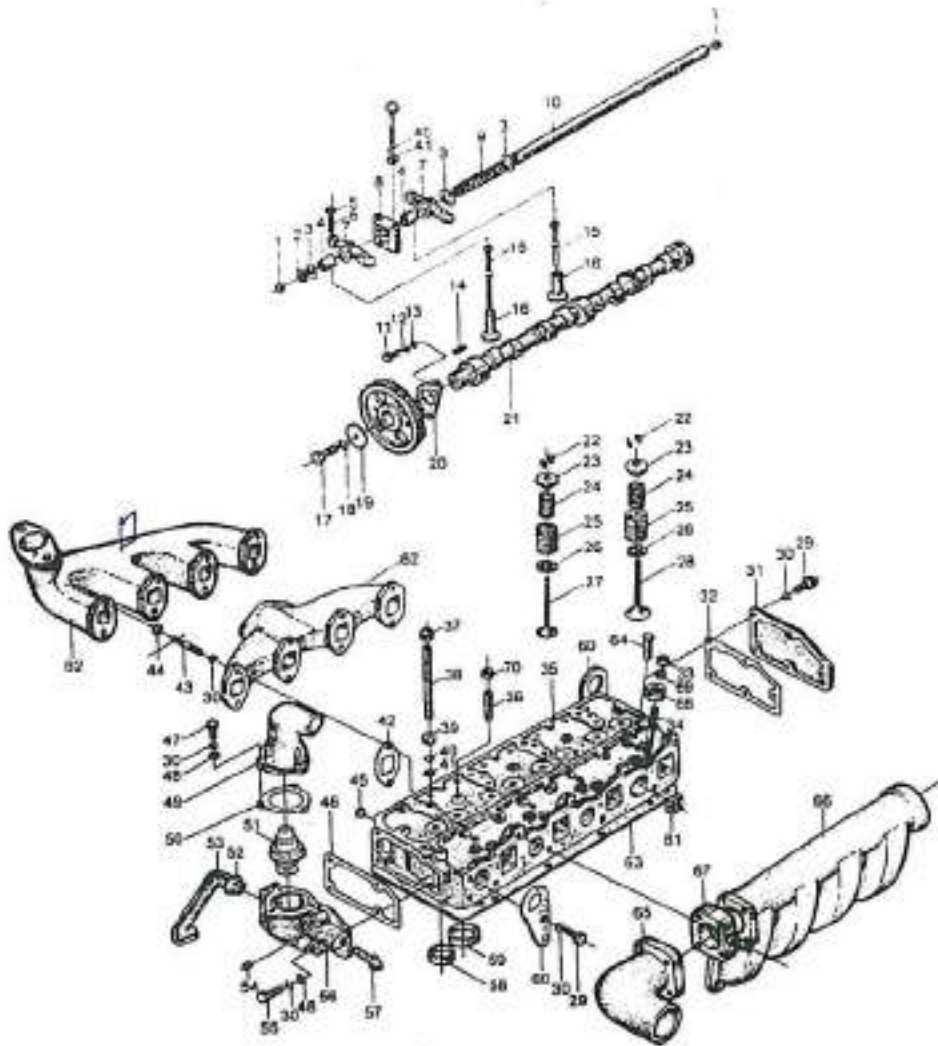
CYLINDER HEAD AND MANIFOLDS ASSEMBLY



CYLINDER HEAD AND MANIFOLDS ASSEMBLY

ITEM NO.	DESCRIPTION	PART NO.	QTY.
1	PLUG 12	490B03018000	2
2	SNAP RING 20	GBT894119860	2
3	WASHER 20	GBT848198500	8
4	VALVE ROCKER ARM BUSHING	490B03212A00	8
5	NUT M 8 X 1	GBT617120000	8
6	ADJUSTING SCREW FOR VALVE CLEARANCE	490B03201000	8
7	VALVE ROCKER ARM with 8 rocker	490B03211A00	set 1
8	SEAT	490B03202000	4
9	SPRING	490B03203000	3
10	SHAFT	490B03204000	1
11	BOLT M8 X 18	GBT578320000	9
12	SPRING WASHER	GBT931987000	17
13	WASHER 8	GBT971198500	2
14	KEY C8 X 32	GBT109619790	1
15	PUSH ROD	490B06003000	8
16	PUSH TAPPET	490B06002000	8
17	BOLT M12 X 45	GBT578220000	1
18	SPRING WASHER 12	GBT931987000	1
19	STOPPING PLATE FOR CAMSHAFT TIMING GEAR	490B02011000	1
20	THRUST PLATE FOR CAMSHAFT	490B02008000	1
21	CAMSHAFT	495B06001000	1
22	SPLIT VALVE RETAINER	490B03006000	16
23	VALVE SPRING SEAT UPPER	490B03007000	8
24	VALVE SPRING INNER	490B03005000	8
25	VALVE SPRING OUTER	490B03004000	8
26	LOWER SEAT VALVE SPRING	490B03011000	8
27	EXHAUST VALVE	490B03015000	4
28	INTAKE VALVE	490B03014000	4
29	BOLT M8 X 20	GBT578320000	4
30	SPRING WASHER 8	GBT931987000	17
31	REAR COVER	490B03012000	1
32	GASKET	490B03013000	1
33	NUT M 10	GBT561988000	4
34	STUD M 10 X 50	GBT889919880	4
35	CYLINDER HEAD	A490B0310100	1

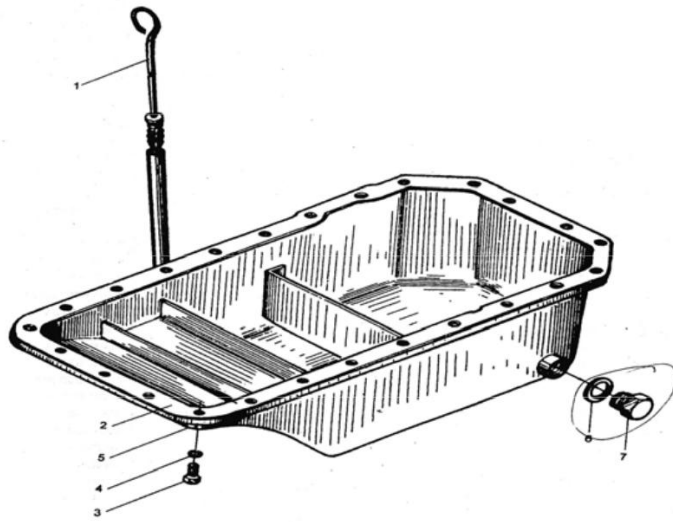
CYLINDER HEAD AND MANIFOLDS ASSEMBLY



CYLINDER HEAD AND MANIFOLDS ASSEMBLY

ITEM NO.	DESCRIPTION	PART NO.	QTY.
36	VALVE GUIDE	490B03102000	8
37	NUT M8	GBT923198800	4
38	BOLT	490B03001000	4
39	NUT M 10	GBT617020000	4
40	SPRING WASHER 10	GBT931987000	4
41	WASHER 10	GBT971198500	4
42	GASKET	490B03003000	4
43	STUD AMB -M8 X 25	GBT899198800	8
44	NUT M8	GBT617020000	8
45	PLUG	490B03103000	1
46	THERMOSTAT GASKET	490B43005000	1
47	BOLT M8 X 25	GBT578320000	3
48	WASHER 8	GBT971198500	7
49	THERMOSTAT COVER	490B43001000	1
50	THERMOSTAT COVER GASKET	490B43003000	1
51	THERMOSTAT	490B43002000	1
52	PIPE	490B01074000	1
53	INTAKE WATER PIPE	490B43007000	1
54	PLUG NPT 3/8	490B43008000	1
55	BOLT M 8 X 35	GBT578220000	4
56	THERMOSTAT HOUSING	490B43101100	1
57	WATER TEMPRETURE SENSOR	490B43009000	1
58	EXHAUST VALVE SEAT	490B03108000	4
59	INTAKE VALVE SEAT	490B03107000	4
60	HOISTING BRACKET	490B03009A00	1
61	PLUG 30	490B01078000	4
62	EXHAUST PIPE	490B08001000	1
	EXHAUST PIPE	490B08001300	1
63	HEAD GASKET	490B01004000	1
64	COPPER SLEEVE	A490B0310900	4
65	CONNECTING PIPE	490B09003110	1
66	INTAKE PIPE	490B09002000	1
67	AIR HEATER	490B54000000	1
68	PRESS PLATE	A490B0301600	4
69	WASHER M 10	GBT849198800	4

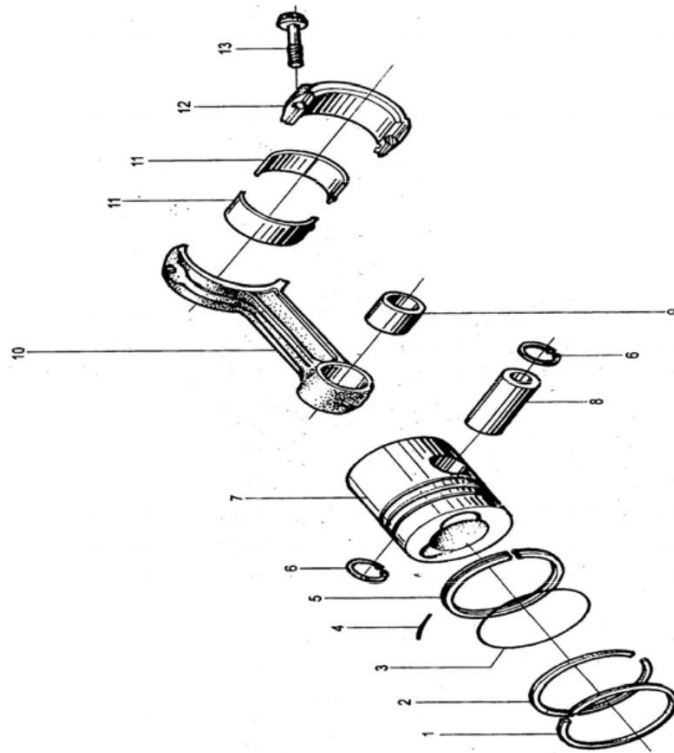
OIL SUMP ASSEMBLY



OIL SUMP ASSEMBLY

ITEM NO.	DESCRIPTION	PART NO.	QTY.
1	OIL DIPSTICK	490B07200000	1
2	OIL SUMP GASKET	490B07002000	1
3	BOLT M8 X 16	GBT578320000	28
4	SPRING WASHER 8	GBT931987000	28
5	OIL SUMP	490B07100000	1
6	SEAT RING 20	JB9827700000	1
7	MAGNETIC PLUG	JB2343790000	1
8	ALL GASKET WHOLE ENGINE	490BPG000000	1

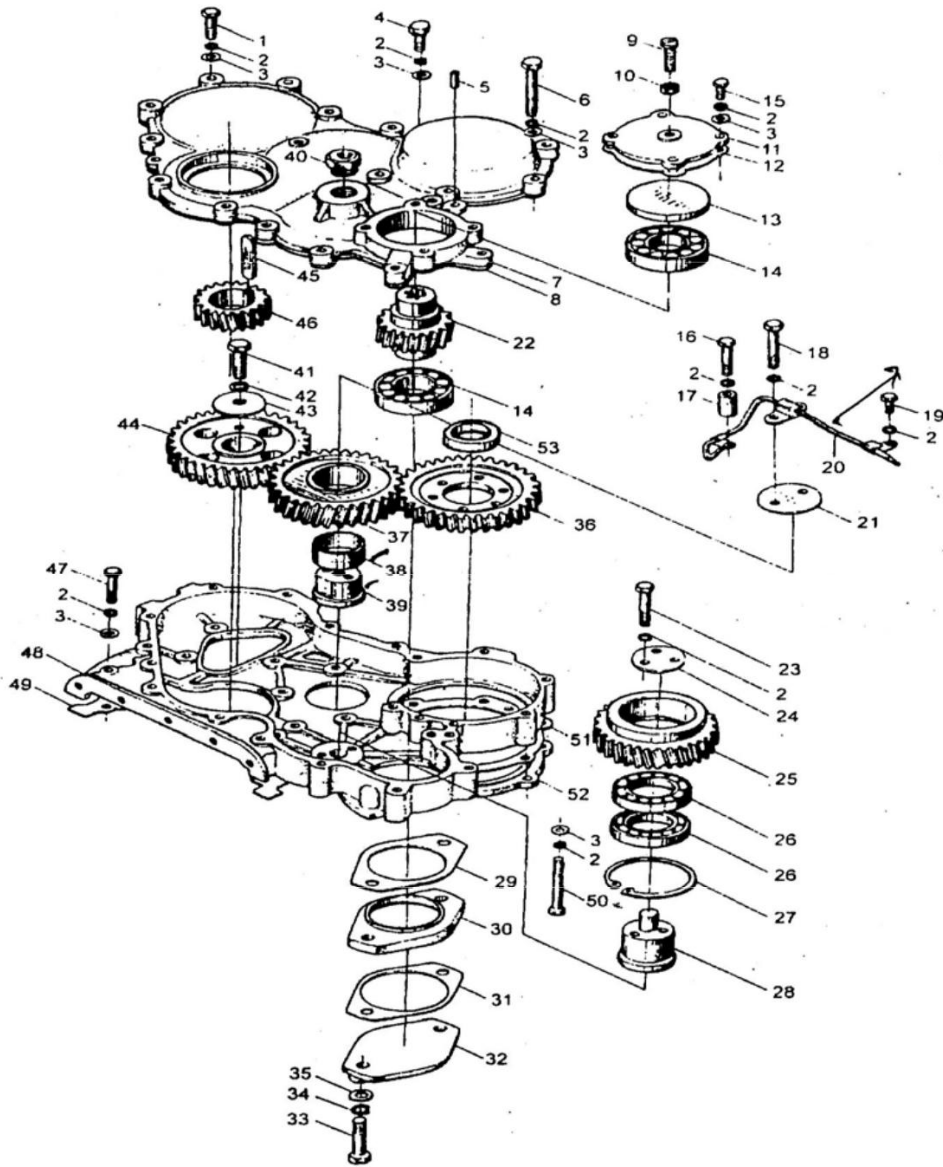
PISTON CONNECTING ROD ASSEMBLY



PISTON CONNECTING ROD ASSEMBLY

ITEM NO.	DESCRIPTION	PART NO.	QTY.
1	COMPRESSION RING (TOP)	490B04002000	4
2	COMPRESSION RING (SECOND)	490B04003000	4
3	SPIRAL EXPANSION RING	490B04102000	4
4	PIN	490B04103000	4
5	OIL RING BODY	490B04101000	4
6	SNAP RING	490B04013000	8
7	PISTON	A490B0400100	4
8	PISTON PIN	490B04004000	4
9	CONNECTING ROD BUSH	490B04005000	4
10	CONNECTING ROD ASSY	490B04201000	4
11	CONNECTING ROD BEARING STD SET OF 8	490B04007000	8
12	CONNECTING ROD CAP	490B04202000	4
13	CONNECTING ROD BOLT	490B04009B00	8
14	PISTON RING SET (FOR 4 PISTON)	490B04120000	1
15	CONNECTING ROD BEARING OVER SIZE .25 SET OF 8	490B04007025	1

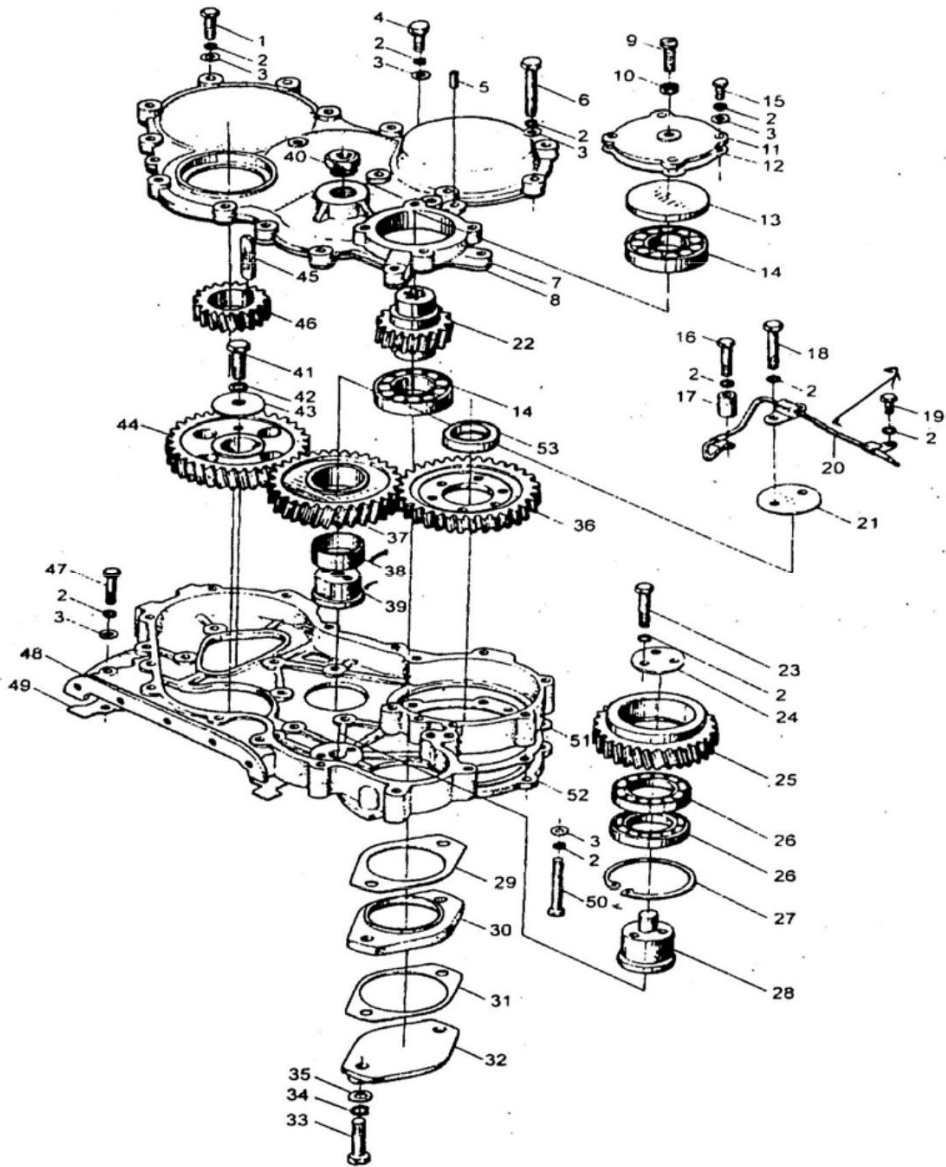
TIMING GEAR TRAIN ASSEMBLY



TIMING GEAR TRAIN ASSEMBLY

ITEM NO.	DESCRIPTION	PART NO.	QTY.
1	BOLT M8 X 30	GBT578220000	2
2	WASHER 8	GBT859198700	33
3	WASHER 8	GBT849198700	36
4	BOLT M8 X 25	GBT578220000	8
5	PIN B8 X 20	GB1192200000	2
6	BOLT M8 X 70	GBT578220000	8
7	COVER	490BPG160001	1
8	GASKET	490BPG160002	1
9	ADJUSTING SCREW	490BPG820140	1
10	NUT M8 X 1	GBT617120000	1
11	BEARING COVER	490BPG820080	1
12	GASKET	490BPG820090	1
13	END PLATE	490BPG820010	1
14	BEARING 30207	GBT297199400	2
15	BOLT M8 X 20	GBT578220000	4
16	BOLT M8 X 40	GBT578220000	2
17	WASHER	490BPG820030	1
18	BOLT M8 X 60	GBT578220000	2
19	BOLT M8 X 15	GBT578220000	1
20	OIL PIPE	490BPG021000	1
21	END PLATE	490B02012100	1
22	HYDRAULIC PUMP GEAR	490BPG820070	1
23	BOLT M8 X 50	GBT578220000	3
24	SNAP PLATE	490BPG820060	1
25	BRIDGE GEAR	490BPG820040	1
26	BEARING 6009	GBT276199400	2
27	SNAP RING 75	GBT893119860	1
28	GEAR SHAFT	490BPG820050	1
29	GASKET	490BPG820100	1
30	CONNECTING PLATE	490BPG820110	1

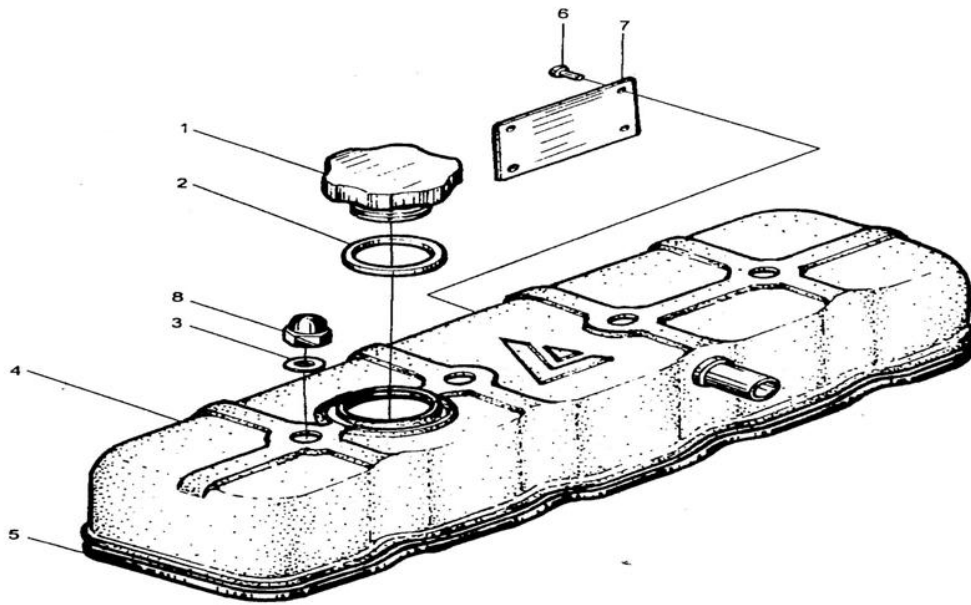
TIMING GEAR TRAIN ASSEMBLY



TIMING GEAR TRAIN ASSEMBLY

ITEM NO.	DESCRIPTION	PART NO.	QTY.
31	GASKET	490BPG820120	1
32	END COVER	490BPG820130	1
33	BOLT M10 X 45	GB2176000000	2
34	WASHER 10	GBT859198700	8
35	WASHER 10	GBT849198700	8
36	PUMP TIMING GEAR	490BPG020030	1
37	TIMING IDLE GEAR	490BPG020060	1
38	BUSHING	490B02005000	1
39	IDEL GEAR SHAFT	490B02004000	1
40	SCREW	490BPG820020	1
41	BOLT M12 X 45	GBT578220000	1
42	SPRING WASHER 12	GBT859198700	1
43	END COVER	490B02011000	1
44	CAMSHAFT TIMING GEAR	490BPG020090	1
45	KEY C12 X 63	GBT109619790	1
46	CRANKSHAFT TIMING GEAR	490BPG020070	1
47	BOLT M8 X 45	GBT578220000	1
48	TIMING GEAR HOUSING	490BPG160030	1
49	GASKET	490BPG160091	1
50	BOLT M8 X 45	GBT578220000	2
51	GASKET	490B16008000	1
52	CONNECTING FLANGE	490B16004100	1
53	AXLE SLEEVE	495021050000	1

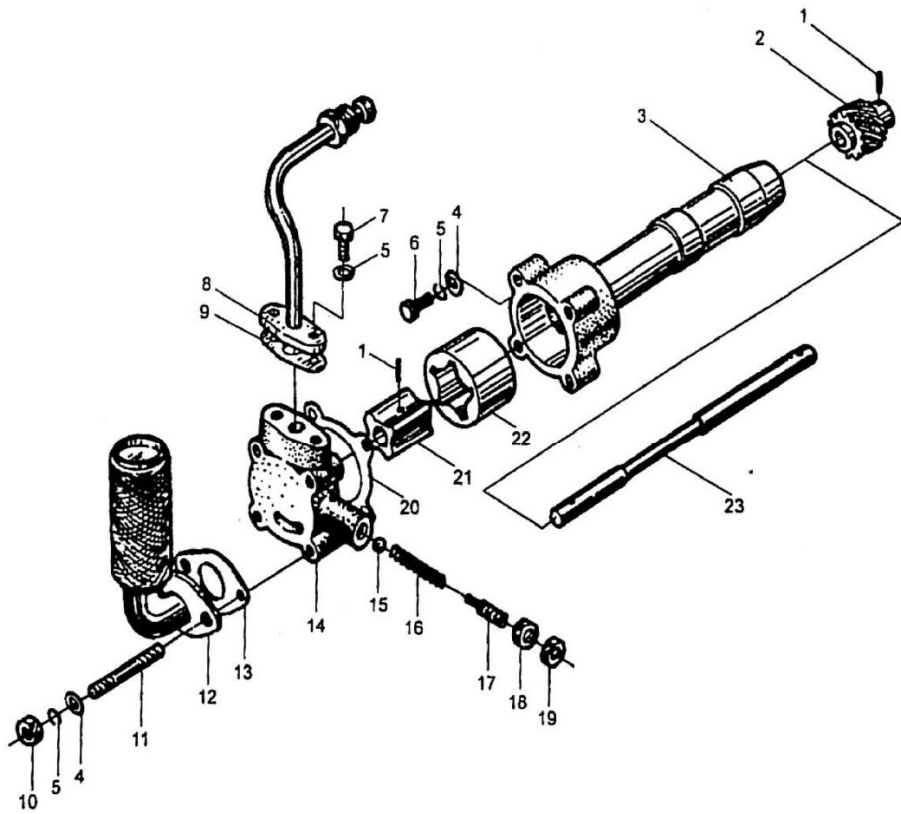
CYLINDER HEAD COVER ASSEMBLY



CYLINDER HEAD COVER ASSEMBLY

ITEM NO.	DESCRIPTION	PART NO.	QTY.
1	CAP	490B11013A00	1
2	CAP GASKET	490B11014000	1
3	SEAL WASHER	JB9821977000	1
4	CYLINDER HEAD COVER	AFL490B11100	1
5	RUBBER PAD	A490B1100400	1
6	RIVET 2 X 5	GBT827198600	4
7	NAME PLATE	A490BPG11009	1
8	NUT M 8	GBT923198800	4

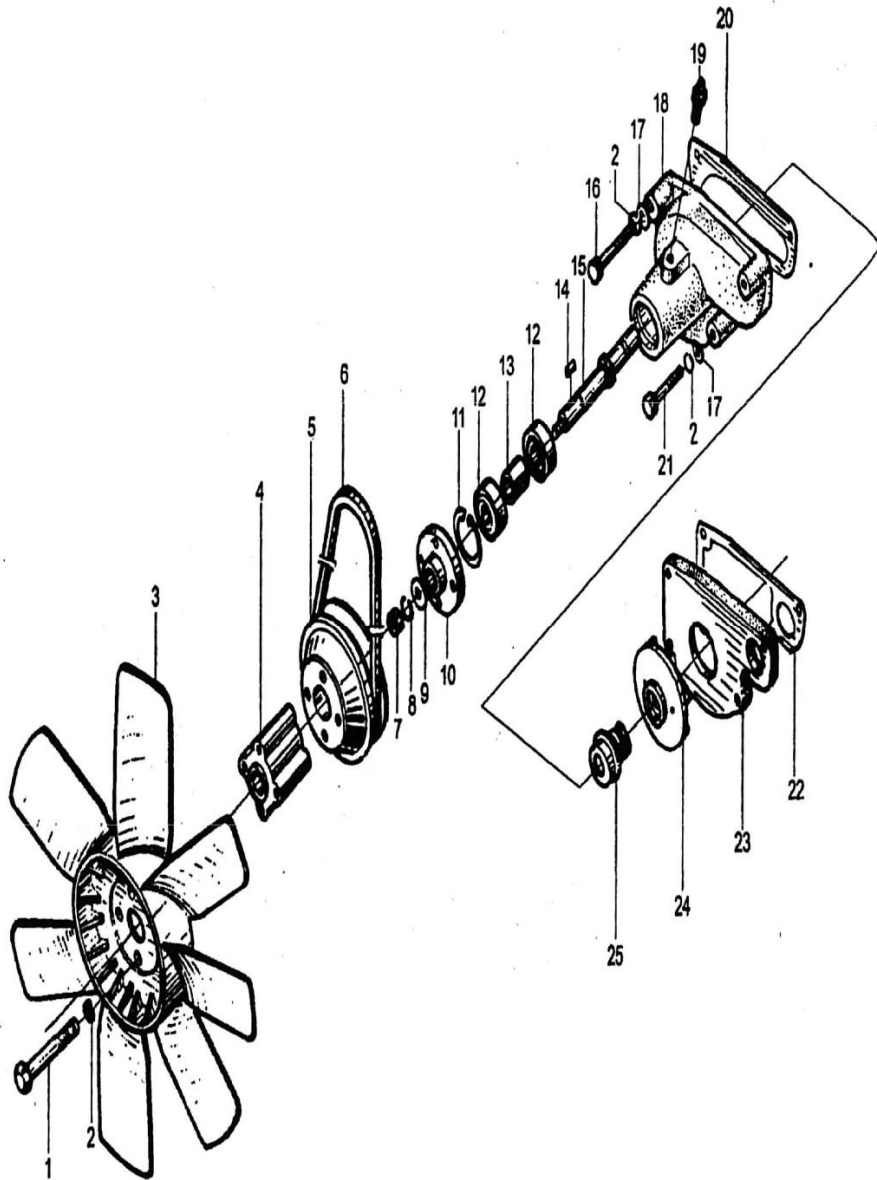
OIL PUMP AND OIL PIPE ASSEMBLY



OIL PUMP AND OIL PIPE ASSEMBLY

ITEM NO.	DESCRIPTION	PART NO.	QTY.
1	OIL PUMP ASSY	490B31000000	1
2	PIN	490B31203000	2
3	OIL PUMP DRIVING GEAR	490B31001000	1
4	OIL PUMP HOUSING	490B31004000	1
5	WASHER 8	GBT971198500	5
6	SPRING WASHER 8	GBT931987000	5
7	BOLT M8 X 30	GBT578320000	1
8	BOLT M8 X 20	GBT578320000	2
9	PIPING ASSEMBLY	490B33000000	1
10	GASKET	490B33005000	1
11	NUT M 8	GBT617020000	2
12	STUD M8	GBT578220000	4
13	SCREEN FILTER	490B31100200	1
14	OIL FILTER GASKET	490B31006000	1
15	COVER OIL PUMP	490B31005000	1
16	STEEL BALL 10	GBT308198900	1
17	SPRING	490B31003000	1
18	SCREW	490B31002000	1
19	NUT M14 X 1.5	GBT617120000	1
20	NUT M14 X 1.5	GBT617120000	1
21	COVER OIL PUMP GASKET	490B31007000	1
22	INNER ROTOR	490B31202000	1
23	OUTER ROTOR	490B31008000	1

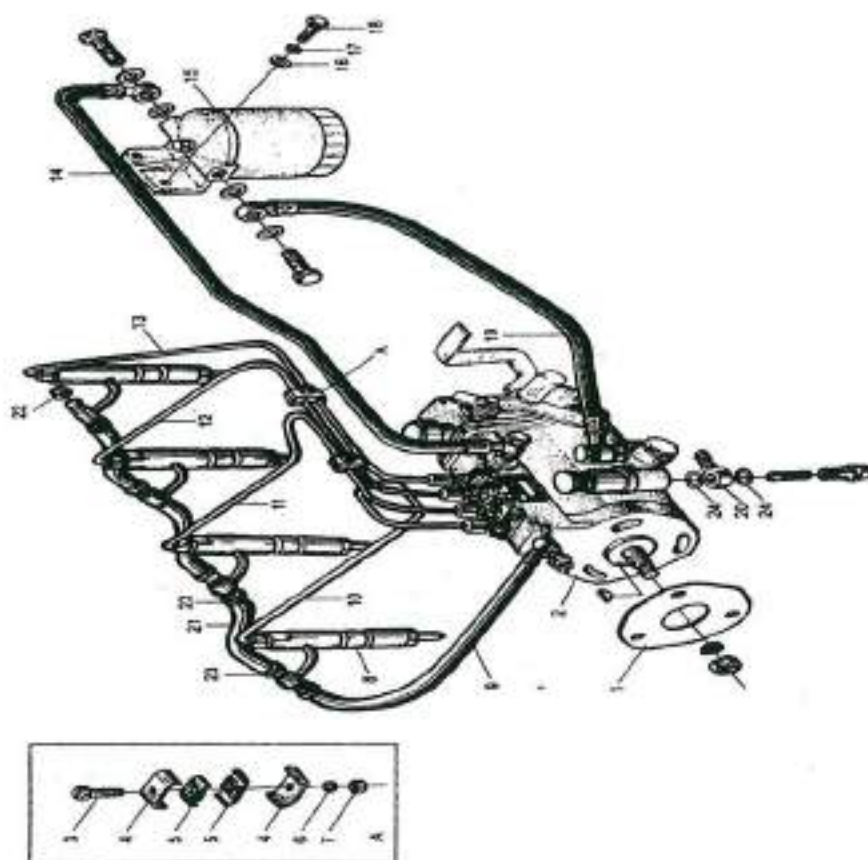
COOLING WATER PUMP AND FAN ASSEMBLY



COOLING WATER PUMP AND FAN ASSEMBLY

ITEM NO.	DESCRIPTION	PART NO.	QTY.
1	WATER PUMP ASSEMBLY	AFL490B42000	1
2	BOLT M8 X 70	GBT578220000	4
3	SPRING WASHER 8	GBT931987000	4
4	FAN	490B41100100	1
5	GASKET	490B41003300	1
6	FAN PULLEY	490B41002000	1
7	FAN BELT	490B41001000	1
8	NUT M10	GBT617820000	1
9	SPRING WASHER 10	GBT931987000	1
10	WASHER 10	GBT971198500	1
11	FAN PULLEY HUB	490B42001000	1
12	SNAP RING 40	490B42011000	1
13	BEARING	GBT278198900	2
14	SLEEVE SPACER	490B42003000	1
15	KEY 5 X 19	GBT109919790	1
16	WATER PUMP SHAFT	490B42002000	1
17	BOLT M8 X 70	GBT578220000	1
18	WASHER 8	GBT971198500	4
19	WATER PUMP HOUSING	490B42004000	1
20	OIL CUP	GB1152198900	1
21	GASKET	490B42005000	1
22	BOLT M8 X 50	GBT578220000	3
23	GASKET	490B42011000	1
24	BACK PLATE	490B42006000	1
	WATER PUMP IMPELLER	490B42008000	1

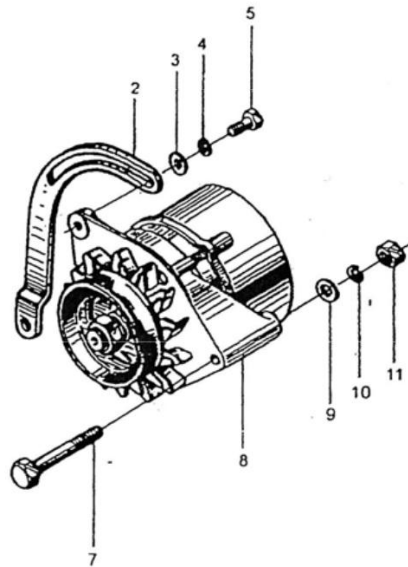

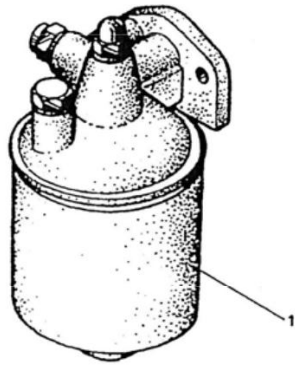
FUEL SUPPLY SYSTEM ASSEMBLY



FUEL SUPPLY SYSTEM ASSEMBLY

ITEM NO.	DESCRIPTION	PART NO.	QTY.
1	GASKET FUEL PUMP (A490BPG ENGINE)	490B21002100	1
2	FUEL INJECTION PUMP ASSY.(A490BPG ENGINE	490B21001000	1
3	BOLT M 6 X 25	GBT291198800	3
4	CLAMP	490B23501000	6
5	RUBBER GASKET	490B23502000	6
6	SPRING WASHER 6	GBT931987000	3
7	NUT M6	GBT617220000	3
8	FUEL INJECTOR (A490BPG ENGINE)	A490B2200000	4
9	INJECTOR LEAK OFF (3 TON)	A490B2510010	1
10	1ST CYLINDER HIGH PRESSURE FUEL TUBE(30DENGINE)	A490B2310100	1
11	2ND CYLINDER HIGH PRESSURE FUEL TUBE(30DENGINE)	A490B2320100	1
12	3RD CYLINDER HIGH PRESSURE FUEL TUBE(30DENGINE)	A490B2330100	1
13	4TH CYLINDER HIGH PRESSURE FUEL TUBE(30DENGINE)	A490B2340100	1
14	FUEL PUMP HOSE - AF 30 D	490B25200000	1
15	FUEL FILTER	CX0708760000	2
16	WASHER 8	GBT971198500	2
17	SPRING WASHER 8	GBT931987000	2
18	BOLT M8 X 30	GBT578320000	2
19	FUEL PUMP HOSE (FEED PUMP) AF 30 D	490B25300000	1
20	FUEL SUPPLY PUMP CONNECTOR(30 D ENGINE)	490B25401400	1
21	SEBIFIC DUCT (A490BPG ENGINE)	490B25002000	3
22	LEAK PROOF CAP (3 TON)	498B25001000	1
23	CLAMP(30 D ENGINE)	490B25004000	10
24	COPPER WASHER	A490B2200100	4
25	FEED PUMP (A490BPG ENGINE)	490BLSO142A0	1
26	PUMP ELEMENT FIP (3 TON)	490B84000000	4
###	FUEL FILLTER MOUNT BKT	CX0700T00000	1
30	HIGH PRESSURE FUEL TUBES (A490BPG ENGINE	A490B2300000	1

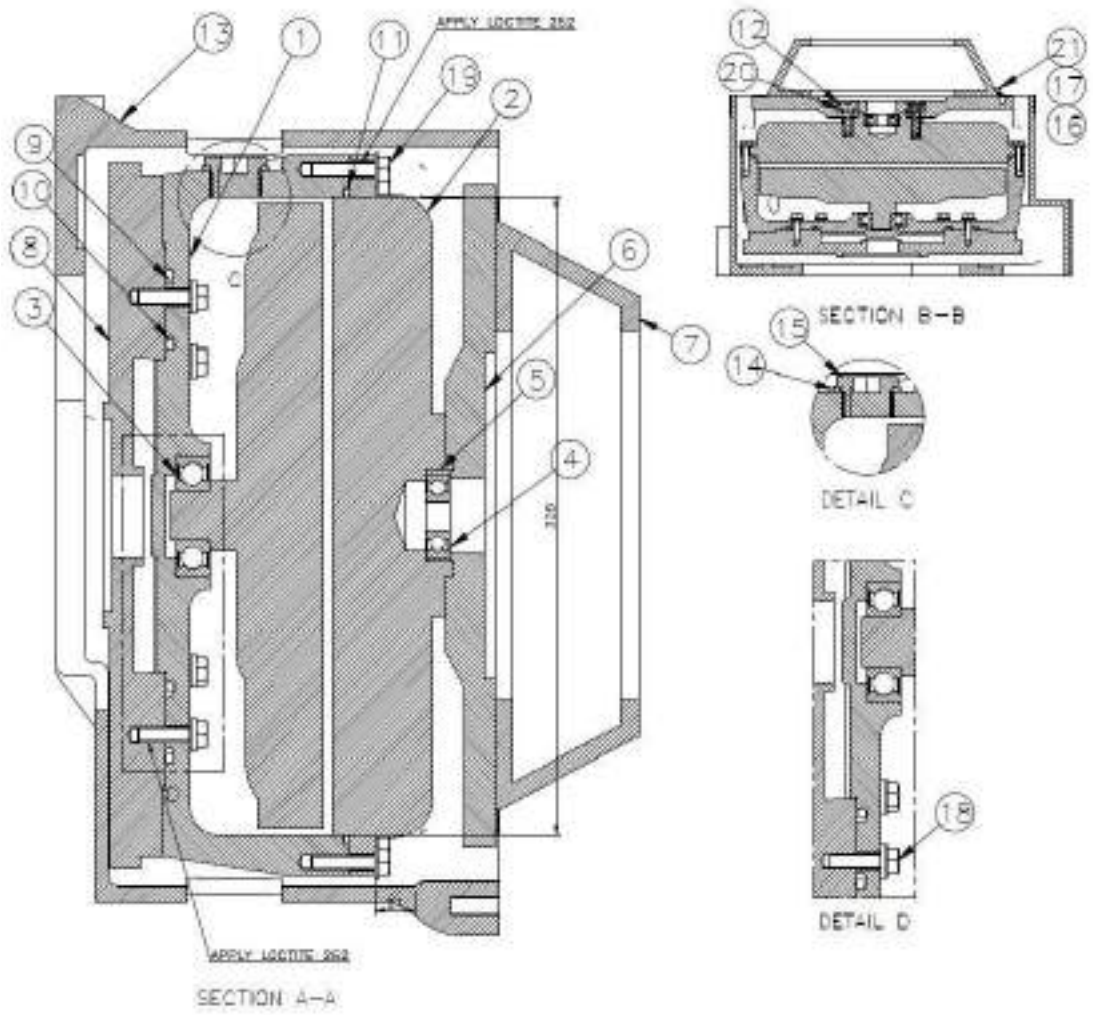
OIL FILTER ,STARTING MOTOR AND ALTERNATOR ASSEMBLY



OIL FILTER, STARTING MOTOR AND ALTERNATOR ASSEMBLY

ITEM NO.	DESCRIPTION	PART NO.	QTY.
1	OIL FILTER	JX85100C0000	1
2	ADJUSTING LEVER FOR GENERATOR (ALTERNATOR BK90TB)	543001400	1
3	WASHER 8	GBT971198500	1
4	SPRING WASHER	GBT931987000	1
5	BOLT M8-25	GBT578320000	1
6	STARTING MOTOR	AFL490B51000	1
7	BOLT M10 X 80	GBT578220000	1
8	CHARGING GENERATOR (ALTERNATOR)	AF0300005200	1
9	WASHER 10	GBT971198500	1
10	SPRING WASHER	GBT931987000	1
11	NUT 10	GBT617020000	1
12	OIL FILTER BRACKET	JX8500T00000	1
	OIL SENSOR (I) OIL SENSOR (V&J) PHOTO TO BE ADDED		

FLUID COUPLING



FLUID COUPLING

ITEM NO.	DESCRIPTION	PART NO.	QTY.
1	DRUM MACHINED	180293200300	1
2	FLUID COUPLING	180173100200	1
3	BALL BEARING	933100001700	1
4	BALL BEARING	933100001400	1
5	BUSH	180293200400	1
6	BASE PLATE	180293202100	1
7	PRESSURE PLATE	180173201500	1
8	FLYWHEEL	180173200500	1
9	O RING	935530243000	1
10	O' RING	935530170000	1
11	O' RING	935400328000	1
12	BOLT ALLEN	901111210070	7
13	FLYWHEEL HOUSING MACHINED	180293200200	1
14	DOWTY SEAL	200145400600	2
15	PLUG	925062000500	2
16	WASHER PLAIN	901600800000	14
17	WASHER SPRING	901610800000	34
18	SCREW HEX	901500811060	8
19	SCREW HEX	901500812070	20
20	WASHER SPRING	901611200000	6
21	BOLT HEX	901100811040	6

MODIFICATIONS

Item No.	DESCRIPTION	Part No.	Fig.No.	Page No.	Remarks

