


PARTS MANUAL
RT-700H
ROUGH TERRAIN FORKLIFT
Prior to S/N 176143
excluding S/N 175088, 175617 & 175928



HOW TO USE THIS MANUAL

This Parts Manual applies to all RT-75V-1070SU Rough Terrain Forklifts

When the Comm. # is not Known - Use the Word Index:

- Ingersoll-Rand's Word Index will make this item easy to locate. The Word Index is found in the very back of the book. The items listed are in alphabetical order and may be repeated several times depending on their functional descriptions.
- Let's assume you need to replace the PRIMARY AIR FILTER ELEMENT.

Use any of the functional words in the item description to locate the desired item. Example: The first listing for the Primary Air Cleaner Filter Element in the **Word Index** is Air Cleaner Primary Filter Element. The index shows the component will be found on page C-43. That page is the page number for the Air Cleaner and Exhaust Insulation parts list.

A	
Accelerator Pedal	C-83
Access Door	D-23
Air Cleaner Primary Filter Element	C-43
Air Cleaner Secondary Filter Element	C-43
Air Cleaner	C-43
Air Valve	B-23, B-33
Alarm, Backup	L-63
Alternator Fan	C-63
Alternator Indicator Light	D-83
Alternator	C-63
Atomizer	C-113

- The item is also listed as:

Element, Air Cleaner Primary Filter
Filter Element, Air Cleaner Primary
Primary Filter Element, Air Cleaner

Using the Parts Identification Pages:

- The **PARTS IDENTIFICATION PAGES** consist of the **PARTS ILLUSTRATION** (even numbered pages) and the **PARTS LIST** (odd numbered pages).
- The **Parts Illustration** shows the assembly with its component parts identified by **Item Numbers**.
- On the **Parts List**, the components are listed in **Item Number** order as found in the **ITEM** column. Other information provided by the **Parts List** is the **Comm. Number** which will be required to order Genuine Ingersoll-Rand Replacement Parts, a **functional description**, the **quantity** required to assemble a one complete assembly, and any additional **notes** or **dimensions** required to help place your parts order.
- **For the example:** The primary element is Comm. Number 59155119, Quantity of 1, indented.

under Item 1.

When the Comm. # is not known - Use the Table of Contents:

- Turn to the **TABLE OF CONTENTS** pages in the front of this manual. These pages show the major systems of the machine divided into **FUNCTIONAL GROUPS** (identified by capital letters).
- Find the **Functional Group** that best describes the area of the machine you are interested in. For example: **ENGINE**.
- See the sample **Table of Contents** shown below:

ENGINE AND TRANSMISSION		
C		
Engine and Transmission Mounting Installation	C.1
2WD Transmission/Driveline Installation.....	C.2
4WD Transmission/Driveline Installation.....	C.3
Air Cleaner and Exhaust Installation	C.4
Exhaust Installation	C.5
Alternator Installation	C.6
Throttle Installation	C.7
Throttle Pedal Assembly	C.8
Fuel Line Installation	C.9
Radiator Installation.....	C.10
Fiber Cold Start Installation - Optional	C.11
Block Heater Installation - Optional.....	C.12

Listed under the **Functional Group** of Engine are **SECTIONS** (identified by numbers) that describe major replaceable components of that group. Find the listing that refers to **AIR CLEANER AND EXHAUST INSTALLATION**.

- Since the Primary Air Filter Element is what needs to be replaced, refer to the section for the Filters and Exhaust Installation. The Air Cleaner used on your machine is found in **Functional Group C.4, Section 4**, this makes up the first part of the page number. Turn to that section of the parts manual and find the parts identification **C.4.2 & C.4.3** for the Air Cleaner (59075762).

When the Comm. # is Known - Use the Numerical Index:

- If you already know the **Comm. Number** (part number) for the item required, a **NUMERICAL INDEX** is provided in the back of the manual to assist you. Look up the **Comm. Number** desired and the **Numerical Index** will show the **Functional Group, Section, and Page Number** where the item can be found.

For our Primary Air Filter Element Example, The **Comm. Number 59.53.19** is found in the **Numerical Index**, it shows that component will be found on page **C.13** which is the **Parts List** page number for the Air Cleaner and Exhaust Installation.

TABLE OF CONTENTS

RT-706LL/708LL

TITLE	SECTION
Table of Contents	A
Abbreviations Used in This Manual	J
Recommended Service Parts	G

FRAME

A	
Fender Installation	A.1
Hood Installation - Effective with S/N 166113	A.2
Hood Installation - Prior to S/N 166113	A.3
Step Installation	A.4
Counterweight Installation	A.5
Master Pivot Installation	A.6

For Internal Breakdowns - See Section I.

AXLES AND TIRES

B	
Drive Axle Installation	B.1
2WD Steering Axle Installation	B.2
4WD Steering Drive Axle Installation	B.3
Service Brake Installation	B.4
Parking Brake Installation	B.5

For Internal Breakdowns - See Section I.

ENGINE AND TRANSMISSION

C	
Engine and Transmission Mounting Installation	C.1
2WD Transmission/Driveline Installation	C.2
4WD Transmission/Driveline Installation	C.3
Air Cleaner and Exhaust Installation	C.4
Exhaust Installation	C.5
Alternator Installation	C.6
Throttle Installation	C.7
Throttle Pedal Assembly	C.8
Fuel Line Installation	C.9
Radiator Installation	C.10
Ether Cold Start Installation - Optional	C.11
Block Heater Installation - Optional	C.12

For Internal Breakdowns - See Section I.

TABLE OF CONTENTS

RT-706H/708H

TITLE	SECTION
OPERATOR'S STATION	
D	
Overhead Guard Installation	D.1
Console Assembly	D.2
Deck Installation	D.3
Manual Pouch Installation	D.4
Seal Installation	D.5
Seal Support Installation	D.6
Gauge Panel Installation	D.7
Instrument Panel Assembly - Standard	D.8
Instrument Panel Assembly - Optional	D.9
Steering Wheel Installation	D.10
Vandal Cover Installation - Effective with S/N 164175 - Optional	D.11
Vandal Cover Installation - Prior to S/N 164175 - Optional	D.12
Heater Defroster Installation	D.13
Defroster Installation	D.14
Floor Mat Installation	D.15
Wiper Installation	D.16
Mirror Installation	D.17
Enclosure Cab Installation	D.18

For Internal Breakdowns - See Section E.

ELECTRICAL

E	
Battery Installation	E.1
Horn Installation	E.2
Work Road Light Installation	E.3
Main Wiring Harness Installation	E.4
Switch Panel Assembly	E.5
Backup Alarm Installation	E.6
2WD 4W DC Control Installation	E.7
Sender Installation	E.8
Dome Light Installation	E.9

For Internal Breakdowns - See Section E.

MASTS AND CARRIAGES

F	
Mast Pivot Installation	F.1
Mast Carriage Assembly 612MV	F.2
Mast Carriage Assembly 614FL	F.3
Mast Carriage Assembly 615MV	F.4
Mast Carriage Assembly 622FL	F.5
Mast Carriage Assembly 622MV	F.6
Mast Carriage Assembly 81-FL	F.7

TABLE OF CONTENTS

RT-706L/708L

TITLE	SECTION
MASTS AND CARRIAGES-Continued	
Mast Carriage Assembly 815MV	F.8
Mast Carriage Assembly 816FL	F.9
Mast Carriage Assembly 822FL	F.10
Mast Carriage Assembly 822MV	F.11

For Internal Breakdowns - See Section I

DECALS AND PAINT

G	
Decal Installation	G1
Model Decal Installation	G2

For Internal Breakdowns - See Section I

HYDRAULICS

H	
Hydraulic Supply and Return Installation	H.1
Control Valve Installation	H.2
Mast Side Shift Installation	H.3
Mast Lift Installation	H.4
Mast Lift Installation	H.5

INTERNAL BREAKDOWNS

I	
Drive Axle (59251660)	I.1
Axle 4-Wheel Drive Steering (59251652)	I.2
Transmission (59240523)	I.3
Suspension Seat (59159901)	I.4
Enclosed Cab (59223024)	I.5
RT-706 Carriage Assemblies	
Carriage Assembly (54574603)	I.6
Carriage Assembly (54574703)	I.7
Carriage Assembly (54575860)	I.8
Carriage Assembly (54574108)	I.9
RT-708 Carriage Assemblies	
Carriage Assembly (54574835)	I.10
Carriage Assembly (54574876)	I.11
Carriage Assembly (54574199)	I.12
Carriage Assembly (54574348)	I.13
RT-706 Mast Assemblies	
Mast 615MV (59191619)	I.14
Mast 622FL (59191635)	I.15
RT-708 Mast Assemblies	
Mast 815MV (59191643)	I.17
Mast 822MV (59191650)	I.18
3-Section Directional Valve (59340655)	I.19
1-Section Directional Valve	I.20

TABLE OF CONTENTS
RT-706H/708H

TITLE	SECTION
MAINTENANCE INTERVAL & OTHER PARTS KITS	
M	
Maintenance Interval Kit - 250 Hour	M.I
PUBLICATIONS & TRAINING	
P	
Manuals	P.I
WORD INDEX	
W	
Word Index	W.I
NUMERIC INDEX	
X	
Numeric Index	X.I

Always use Ingersoll-Rand Replacement parts!

STANDARD ABBREVIATIONS

AC	Alternating Current
A/R	As Required
ARC	Authorized Rebuilt Component
Assy	Assembly
BHCS	Button Head Cap Screw
Cu Yd	Cubic Yard
Cyl	Cylinder
DC	Direct Current
Dia	Diameter
Eff	Effective
FHCS	Flat Head Cap Screw
F-N-R	Forward-Neutral-Reverse
FOPS	Falling Object Protection System
F/P	Fork Positioning
Gr	Grade
HHCS	Hex Head Cap Screw
HHMS	Hex Head Machine Screw
HSBHCS	Hex Socket Button Head Cap Screw
ID	Inside Diameter
LH	Left Hand
M	Metric
MIK	Maintenance Interval Kit
mm	Millimeter
Nat Asp	Naturally Aspirated
Neg	Negative
NSS	Not Sold Separately
NSVA	Non Serviceable Assembly
OD	Outside Diameter
Pos	Positive
PSI	Pounds per Square Inch
Q/A	Quick-Attach

Ref	Reference
RH	Right Hand
RHSS	Round Head Self Tapping Screw
ROPS	Roll-Over Protection System
RPM	Revolutions Per Minute
SAE	Society of Automotive Engineers
Sec	Section
SFH	Slotted Fillister Head
SHCS	Socket Head Cap Screw
SMV	Slow Moving Vehicle
S/N	Serial Number
SPST	Single Pole/Single Throw
S.T.	Self-Tapping
Std	Standard
Str	Straight
Sw	Swivel
Tach	Tachometer
Temp	Temperature
Thd	Thread
Thk	Thick
Typ	Typical
UNC	Unified Coarse
UNF	Unified Fine
Univ	Universal
Var	Variable
V	Volt
VPM	Vibrations Per Minute
Wgt	Weight
w/	With
w/o	Without
Wp	Weatherproof

RECOMMENDED SERVICE PARTS

RT-706H/708H Current Production

Quantities are for one unit having the operating hours listed below

0 to 1,000 operating hours

Assembly	Description	Qty	CPN
Engine			
	Maintenance Interval Kit+	3	59261719
	Air Cleaner Primary Filter Element+	1	59155119
	Air Cleaner Safety Filter Element+	1	59155127
	Radiator Cap	1	59129171
	Fuel Cap	1	50812101
Transmission			
	Knob	1	59340117
Hydraulic Supply and Return			
	Hydraulic Tank Sight Gauge	1	58849829
Electrical			
	Ignition Key	1	58917261

+ Designates parts that are to be replaced within the specified time intervals as stated in the maintenance schedule

RECOMMENDED SERVICE PARTS

RT-706H/708H Current Production

Quantities are for one unit having the operating hours listed below

1,000 to 3,000 operating hours

Assembly	Description	Qty	CPN
Engine			
	Fuel Level Sender	1	59411691
	Fan Belt	1	59309104
Cooling Assembly			
	Upper Radiator Hose	1	59411694
	Lower Radiator Hose	1	59413104
	Clamps	3	95302663
	Clamp	1	95286266
Side Shift Cylinder			
	Seal Kit	1	54577846
	Locknut	1	54577838
Tilt Cylinder			
	Seal Kit	1	59245233
	Locknut	1	56998503
Foot Controls			
	Throttle Cable	1	59117041
	Parking Brake Switch (Prior to s/n 160941)	1	58850991

* Designates parts that are to be replaced within the specified time intervals as stated in the maintenance schedule

RECOMMENDED SERVICE PARTS

RT-706H/708H Current Production

Quantities are for one unit having the operating hours listed below

1,000 to 3,000 operating hours (Continued)

Assembly	Description	Qty	CPN
Chassis Electrical - Main Harness			
	Relay	1	59818393
Chassis Electrical - Charging			
	Positive Battery Cable	1	59206926
	Negative Battery Cable	1	59087189
Chassis Electrical - Engine			
	Oil Pressure Switch	1	59971457
	Water Temperature Sender	1	98848094
	Horn	1	59200758
	Backup Alarm	1	58184143
Gauge Panel			
	Hourmeter	1	59165001
	Fuel Level Gauge	1	59046920
	Engine Temperature Indicator Light	1	58788837
	Oil Pressure Indicator Light	1	58788829
	Alternator Indicator Light	1	58788811
	Ignition Switch	1	50126946
	Dump Switch - Torque Converter	1	58788852

* Designates parts that are to be replaced within the specified time intervals as stated in the maintenance schedule

RECOMMENDED SERVICE PARTS

RT-706H/708H Current Production

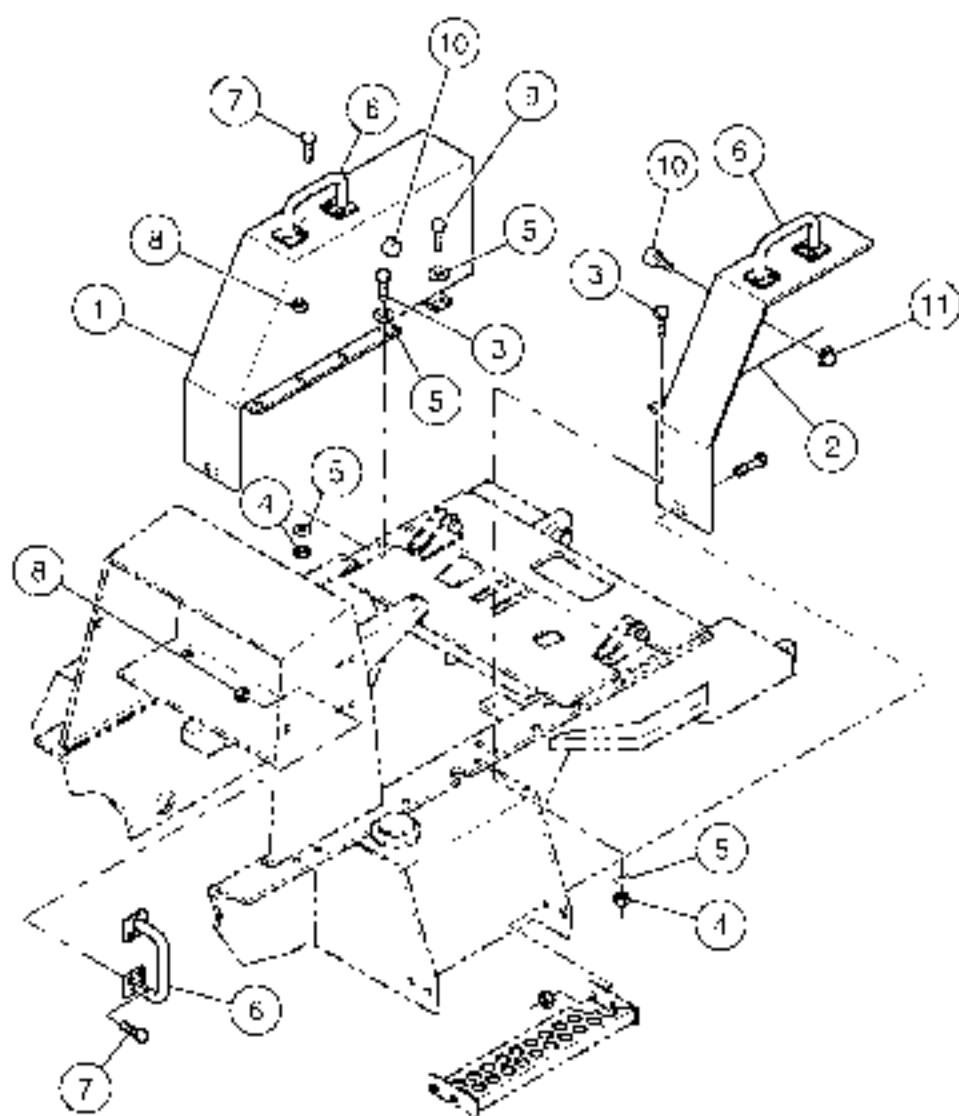
Quantities are for one unit having the operating hours listed below

3,000 operating hours plus

Assembly	Description	Qty	CPN
Engine			
	Starter	1	56242511
	Alternator	1	50965492
Air Intake and Exhaust			
	Muffler (Effective with S/N 166113)	1	54508577
	Muffler (Prior to S/N 166113)	1	59120462
	Exhaust Stack	1	59873876
	Exhaust Clamp	1	56848904
	Exhaust Clamp (Effective with S/N 166113)	1	59179226
Hydraulic Supply and Return			
	Hydraulic Supply Gear Pump	1	56221630

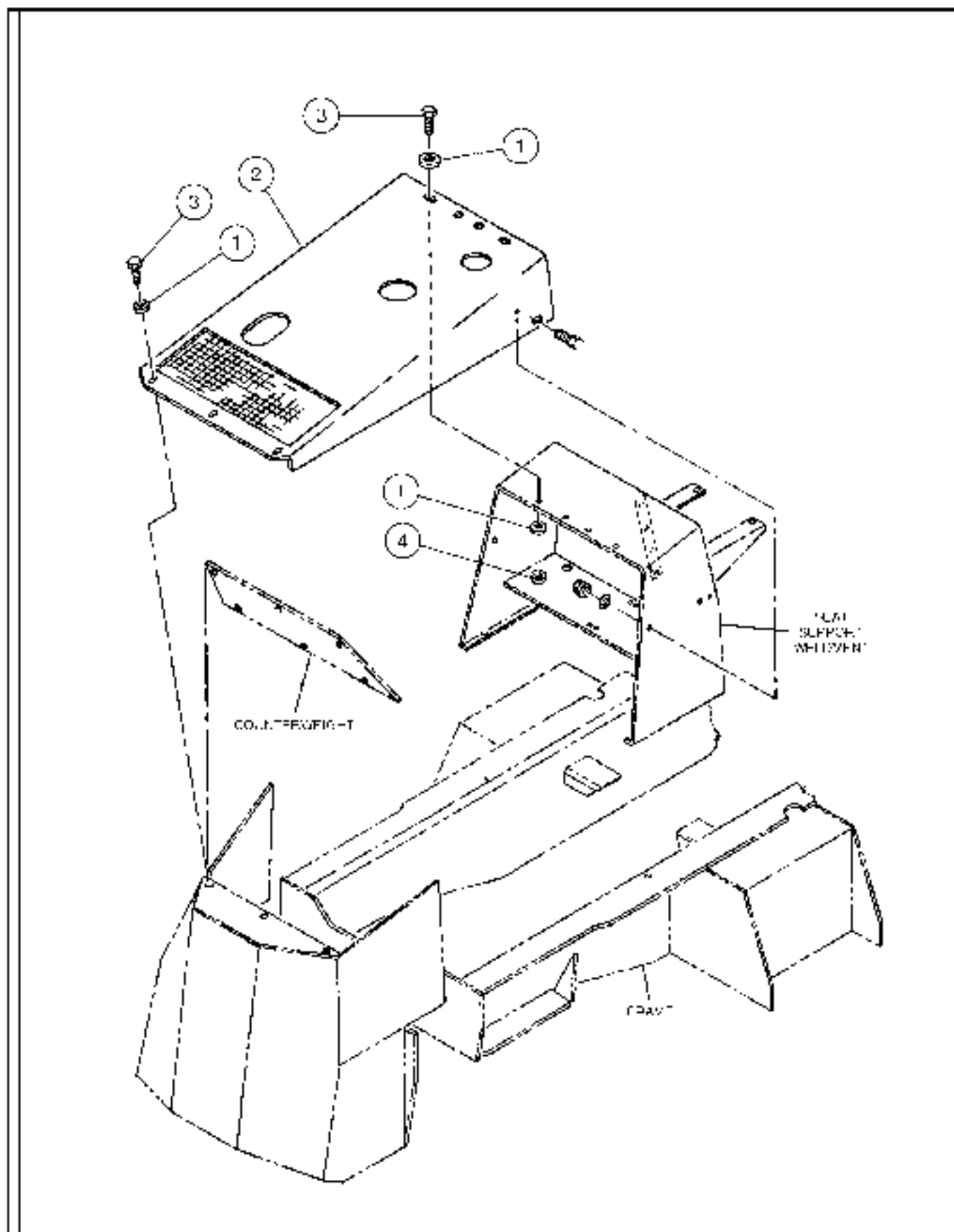
* Designates parts that are to be replaced within the specified time intervals as stated in the maintenance schedule

FENDER INSTALLATION



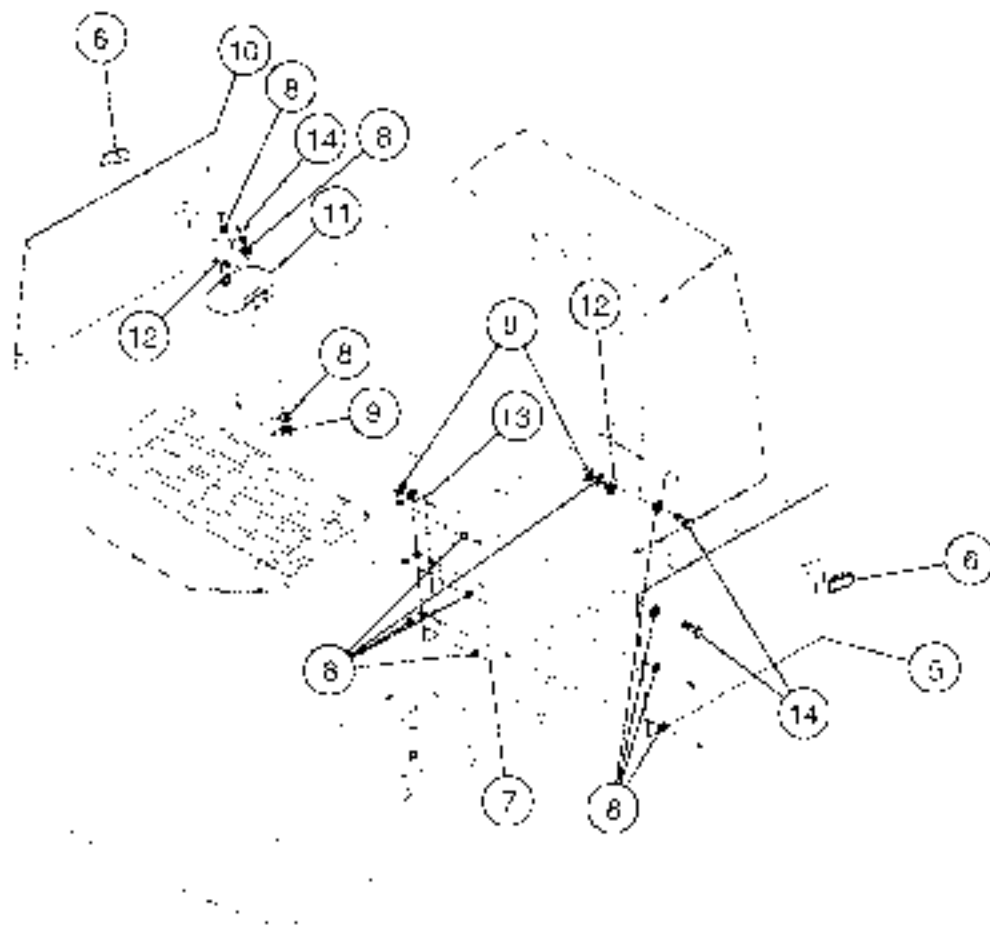
FENDER INSTALLATION

ITEM	COMM. NO.	DESCRIPTION	QTY	DIMENSIONS/NOTES
1	59223230	Fender, L.H.	1	
2	59223248	Fender, R.H.	1	
3	95919254	11.H.C.S.	8	
4	59327841	Hex Nut	8	
5	59565036	Hardened Washer	18	
6	58827262	Handle	4	
7	59680983	Lockscrew	16	
8	59807941	Locknut	16	
9	95919197	11.H.C.S.	2	
10	13031133	Bumper	2	
11	59918573	Locknut	2	



HOOD INSTALLATION - EFFECTIVE WITH S/N 166113 - SHEET 1 OF 2

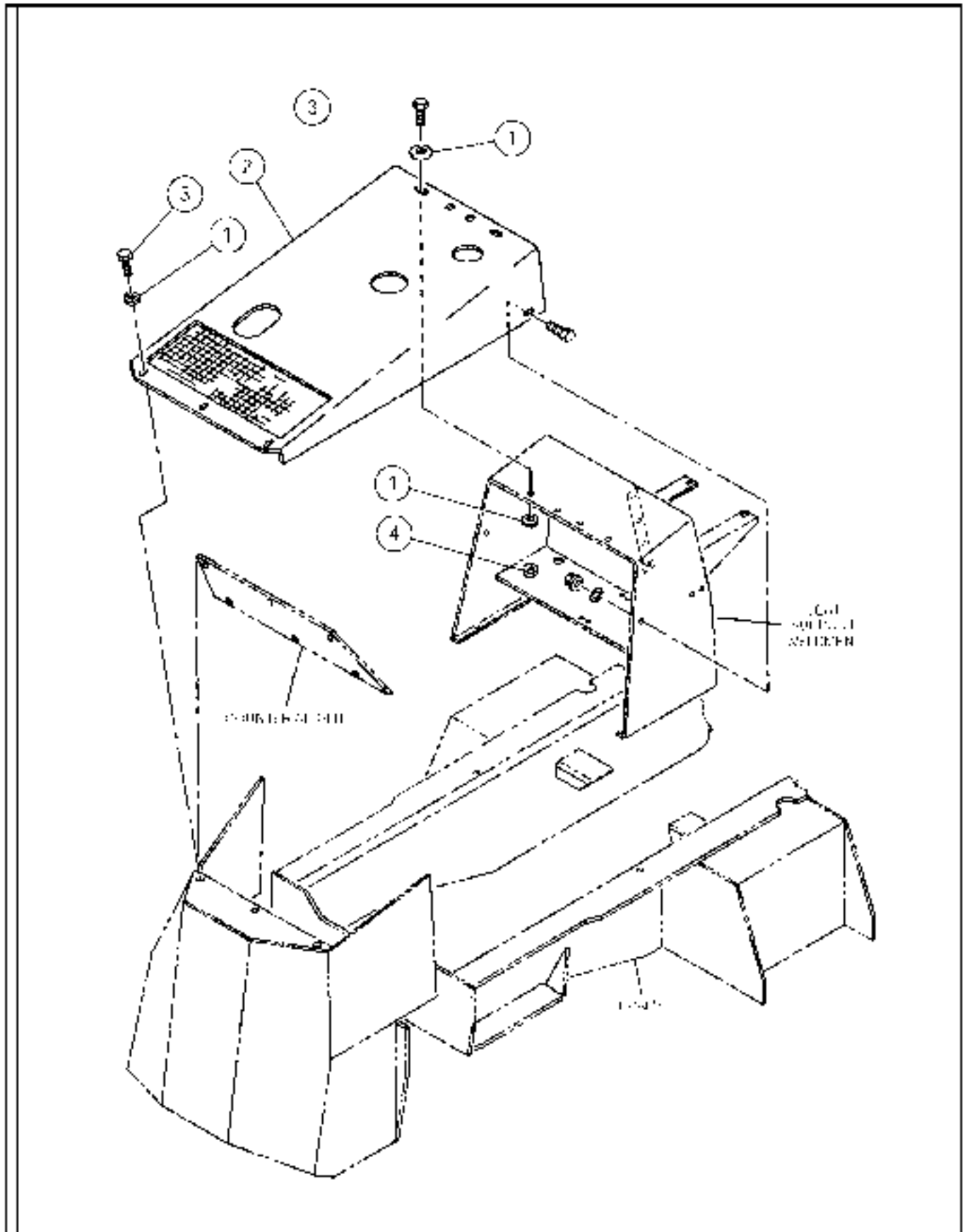
ITEM	COMM. NO.	DESCRIPTION	QTY	DIMENSIONS/NOTES
1	96741046	Flatwasher	11	
2	59283655	Hood	1	
3	95919221	H.H.C.S.	7	
4	95023322	Locknut	4	



HOOD INSTALLATION - EFFECTIVE WITH S/N 166113 - SHEET 2 OF 2

ITEM	COMM. NO.	DESCRIPTION	QTY	DIMENSIONS/NOTES
5	59219238	Vandal Cover, RH	1	
6	59134676	Adjustable Lever Latch	2	
7	95920419	U.H.C.S.	6	
8	95922365	Flatwasher	34	
9	95923314	Locknut	17	
10	59219244	Vandal Cover, LH	1	
11	59418087	Radiator Cap	1	
12	59246728	Lock Tab	3	
13	58883901	Hinge	2	
14	95920443	U.H.C.S.	11	

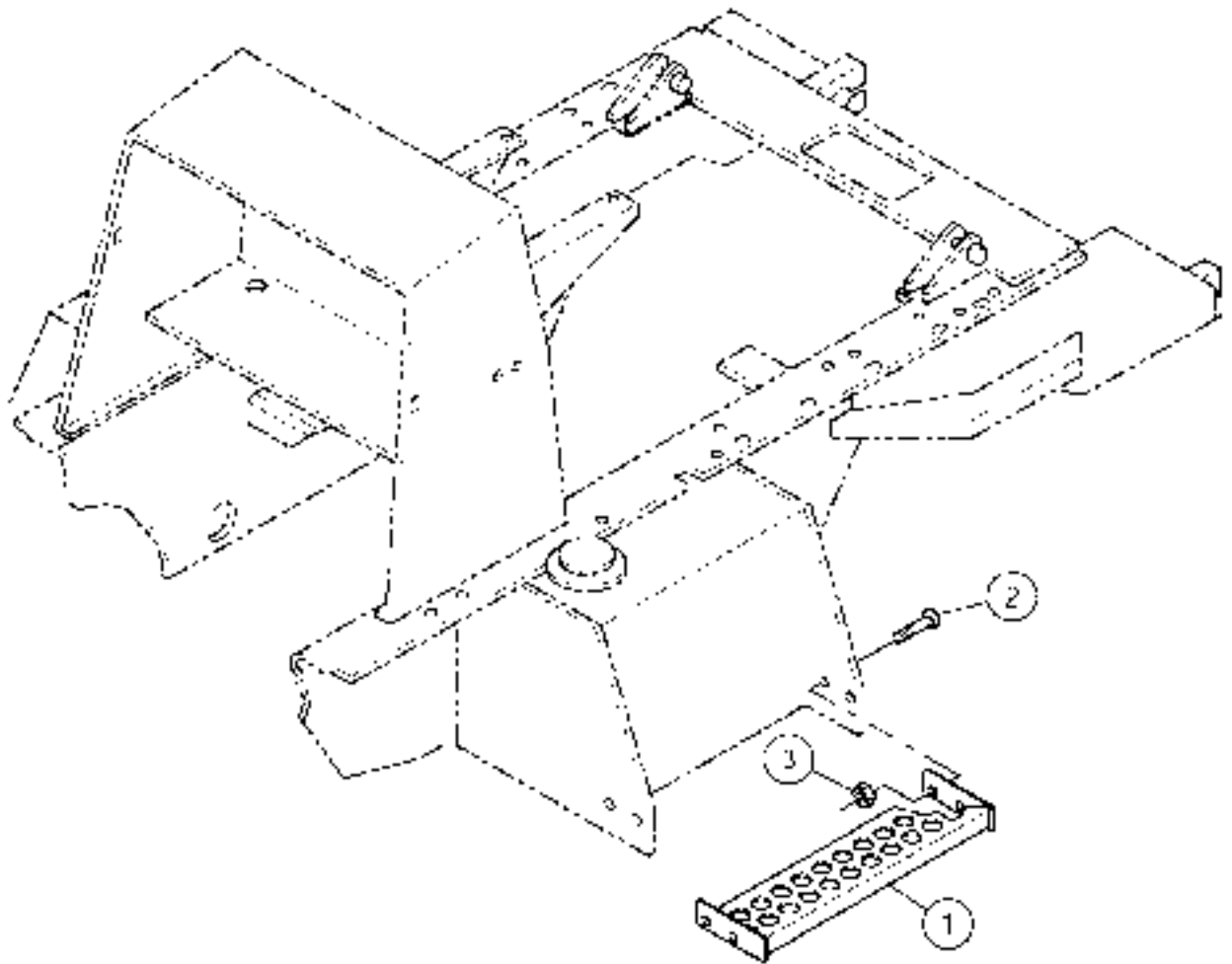
HOOD INSTALLATION - PRIOR TO S/N 166113



HOOD INSTALLATION - PRIOR TO S.N 166113

ITEM	COMM. NO.	DESCRIPTION	QTY	DIMENSIONS/NOTES
1	96741046	Hardened Flatwasher	11	
2	59251561	Hood	1	
3	95919221	H.H.C.S.	7	
4	95923322	Locknut	4	

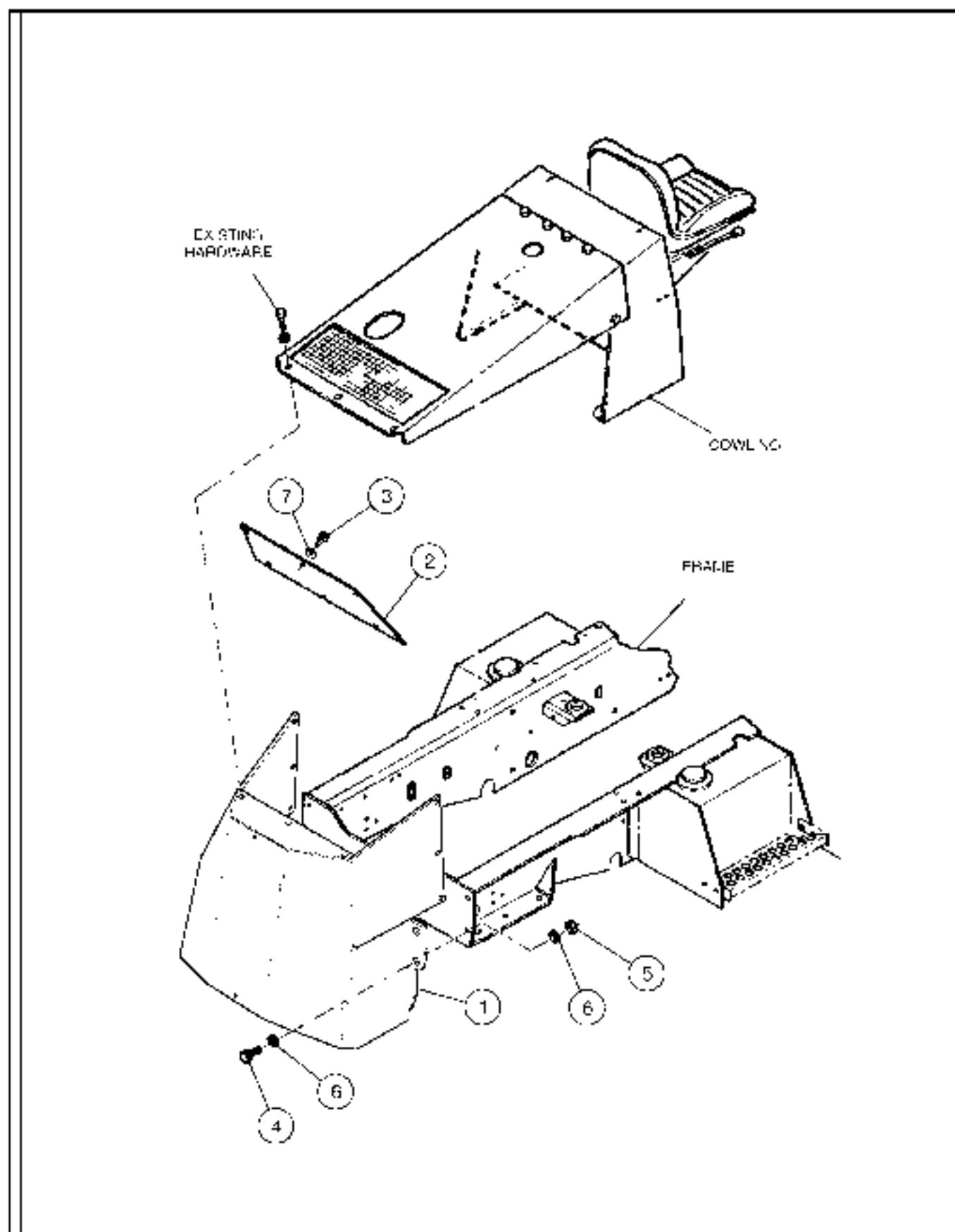
STEP INSTALLATION



STEP INSTALLATION

ITEM	COMM. NO.	DESCRIPTION	QTY	DIMENSIONS/NOTES
1	59209643	Step	2	
2	59680983	Lockscrew	8	
3	59807941	Locknut	8	


COUNTERWEIGHT INSTALLATION



COUNTERWEIGHT INSTALLATION

ITEM	COMM. NO.	DESCRIPTION	QTY	DIMENSIONS/NOTES
		<small>ITEM 500000</small>		
1	59193714	Counterweight	1	
2	58827791	Counterweight Cover	1	
3	95920377	H.H.C.S.	6	
4	95920047	H.H.C.S.	4	
5	59327890	Hex Nut	4	
6	59544213	Washer	8	
7	95922324	Flatwasher	6	

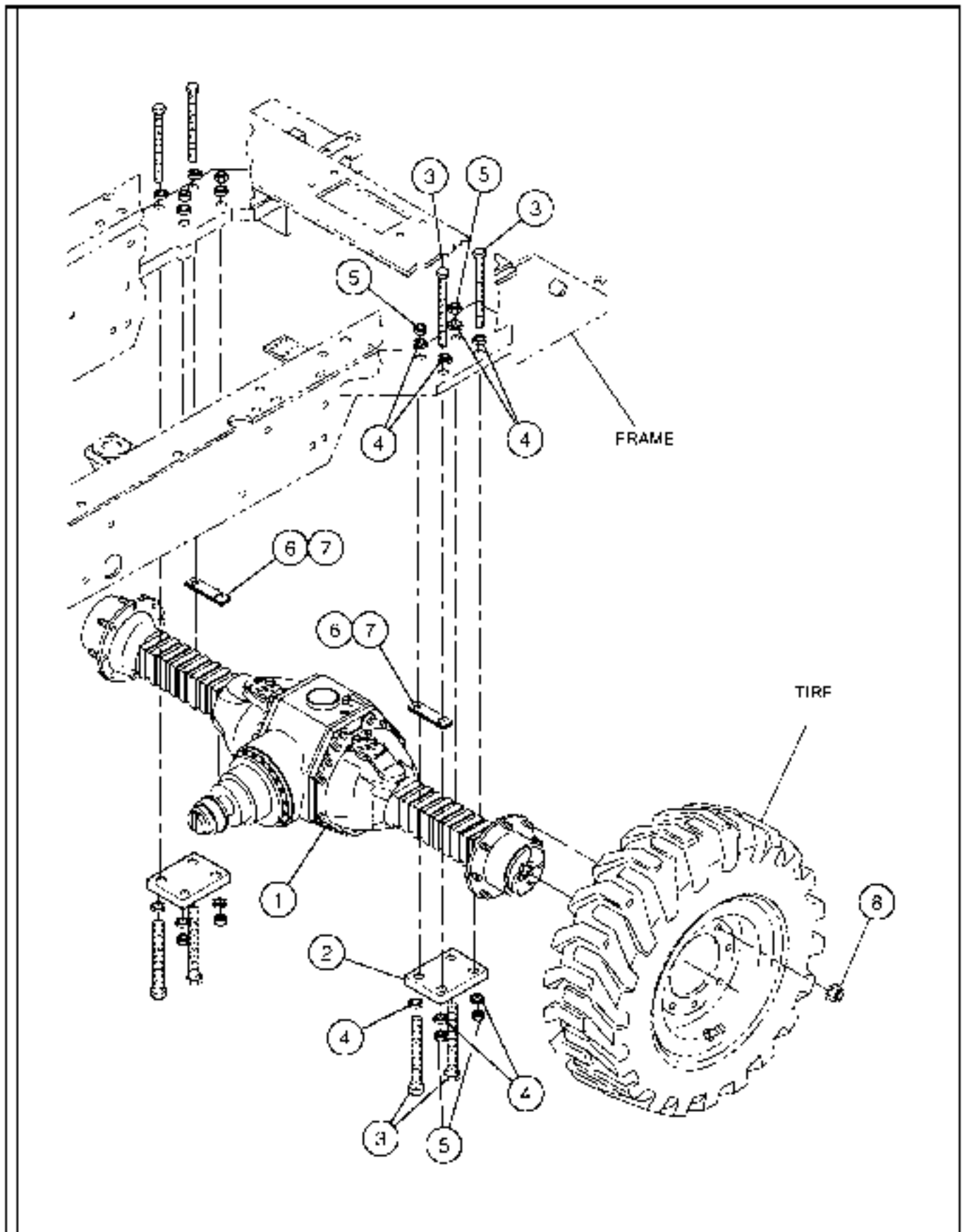
MAST PIVOT INSTALLATION



MAST PIVOT INSTALLATION

ITEM	COMM. NO.	DESCRIPTION	QTY	DIMENSIONS/NOTES
1	59201772	Pivot Shaft	1	
2	95919932	H.H.C.S.	4	
3	95923355	Hex Nut	4	

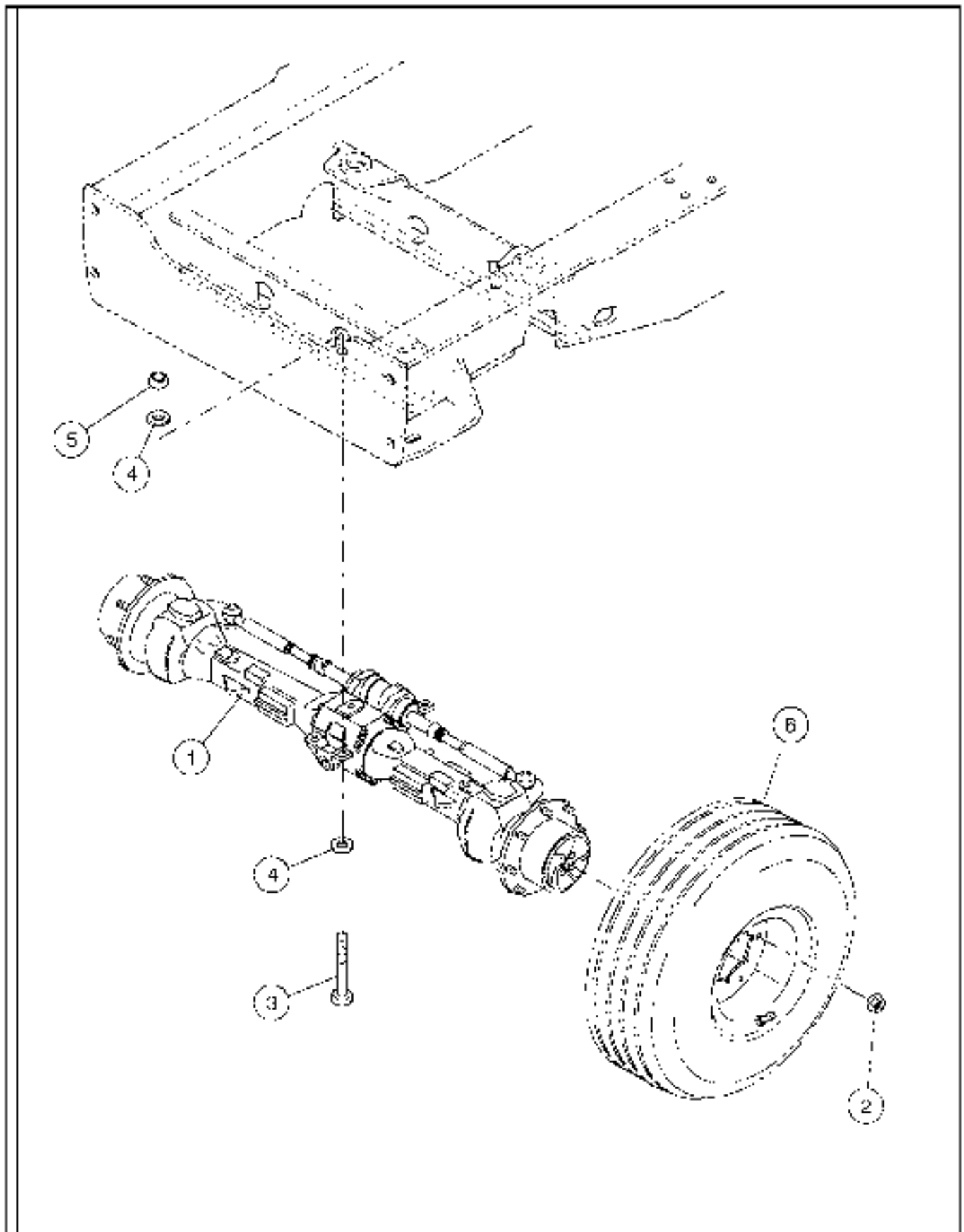
DRIVE AXLE INSTALLATION



DRIVE AXLE INSTALLATION

ITEM	COMM. NO.	DESCRIPTION	QTY	DIMENSIONS/NOTES
		<small>ITEM 5925160</small>		
1	59251660	Drive Axle	1	See Breakdown - I.1
2	59219841	Axle Pad	2	
3	96740337	T.H.C.S.	8	
4	96701560	Hardened Flatwasher	16	
5	96703605	Hex Nut	8	
6	59202101	Shim	2	0.76mm
7	59202119	Shim	8	1.52mm
8	59163758	Wheel Nut	20	

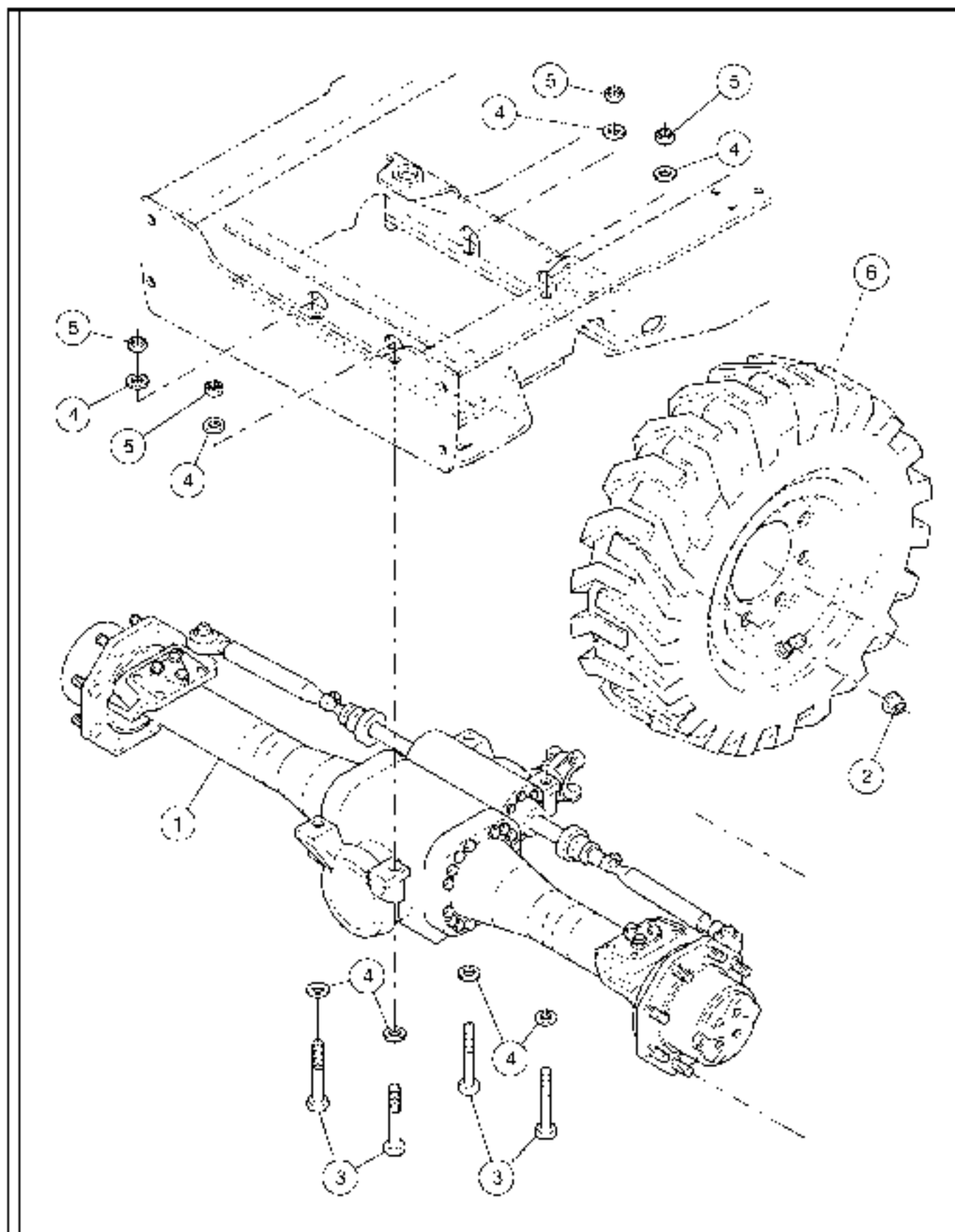
2WD STEERING AXLE INSTALLATION



2WD STEERING AXLE INSTALLATION

ITEM	COMM. NO.	DESCRIPTION	QTY	DIMENSIONS/NOTES
		<small>ITEM 59251678, 59163758, 96705678 & 96701560</small>		
1	59251678	Axle(2-Wheel Drive Steering)	1	
2	59163758	Wheel Nut	16	
3	96705678	U.H.C.S.	4	
4	96701560	Hardened Flatwasher	8	
5	96703665	Hex Nut	4	
6	59209957	Tire And Wheel Assembly	2	
-	59201736	-Tire	2	11. x 16-12 Ply
-	59209940	-Rim	2	
-	59524447	-Air Valve	2	
-	59248583	-Wheel Nut Spacer	1	
-	59240606	Tire And Wheel Assembly(RT-706H)	2	
-	59240614	-Tire	1	16.9 x 24 - 10 Ply
-	59201707	-Rim	1	
-	59524447	-Valve	1	
-	59201715	Tire And Wheel Assembly(RT-708H-Standard RT-706H-Optional)	2	
-	59201897	-Tire	2	18.4 x 24 - 12 Ply
-	59201723	-Rim	2	
-	59524447	-Air Valve	2	

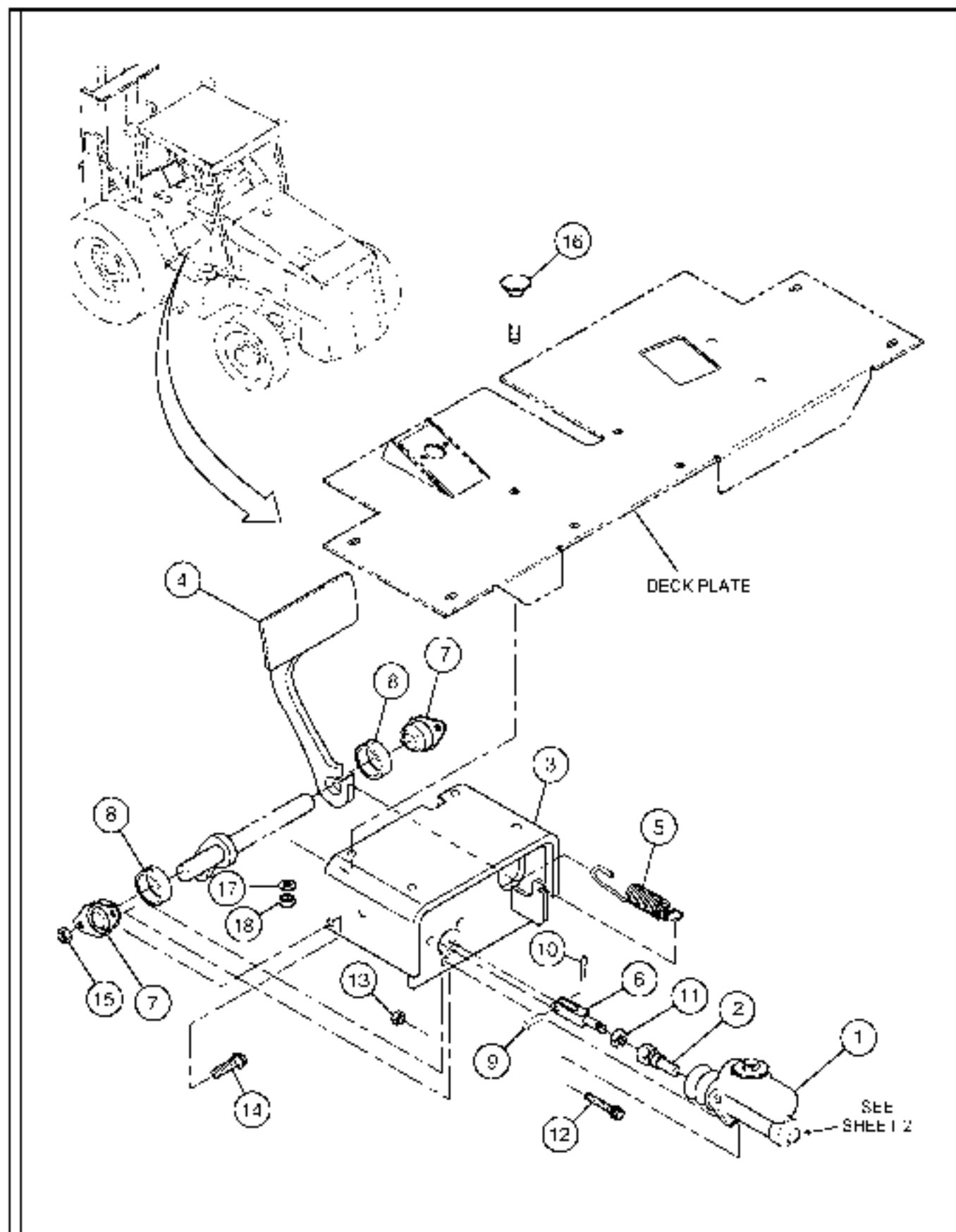
4WD STEERING DRIVE AXLE INSTALLATION



4WD STEERING DRIVE AXLE INSTALLATION

ITEM	COMM. NO.	DESCRIPTION	QTY	DIMENSIONS/NOTES
		<small>WHEEL ASSEMBLY, STEERING & BRAKING</small>		
1	59251652	Axle (4WD Steering)	1	See Breakdown - 1.2
2	59163758	Wheel Nut	16	
3	96705678	U.H.C.S.	4	
4	96701560	Hardened Flatwasher	8	
5	96703665	Hex Nut	4	
6	59231050	Tire And Wheel Assembly	2	
-	59240531	- Tire	2	13 x 16,5 - 10 Ply
-	59209924	-Rim	2	
-	59524447	-Air Valve	2	

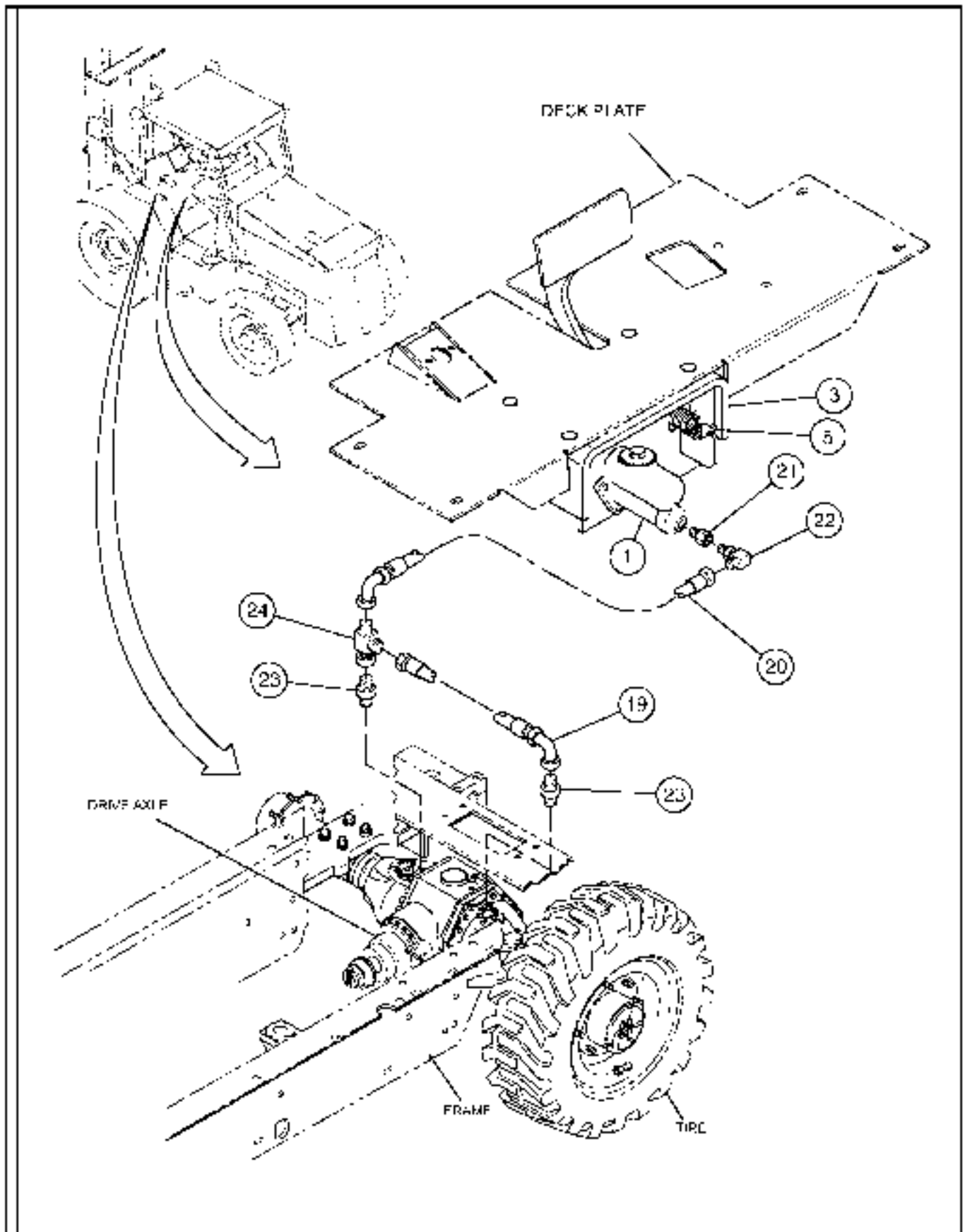
SERVICE BRAKE INSTALLATION - SHEET 1 OF 2



SERVICE BRAKE INSTALLATION - SHEET 1 OF 2

ITEM	COMM. NO.	DESCRIPTION	QTY	DIMENSIONS/NOTES
1	59205468	Master Cylinder	1	
2	59209098	Push Rod Brake	1	
3	59209106	Brake Support	1	
4	59208918	Brake Pedal	1	
5	59208900	Return Spring (Bracket)	1	
6	59455626	Rod End	1	
7	59455931	Bearing Flange	3	
8	59450437	Set Collar	2	
9	50266287	Pin Clevis	1	
10	95923918	Cotter Pin	1	
11	95923098	Hex Jam Nut	1	
12	95919239	Capscrew	3	
13	59327841	Hex Nut	3	
14	95919221	H.H.C.S.	4	
15	59807941	Locknut	4	
16	95936027	Carriage Bolt	4	
17	59565036	Hardwasher	4	
18	95923322	Locknut	4	

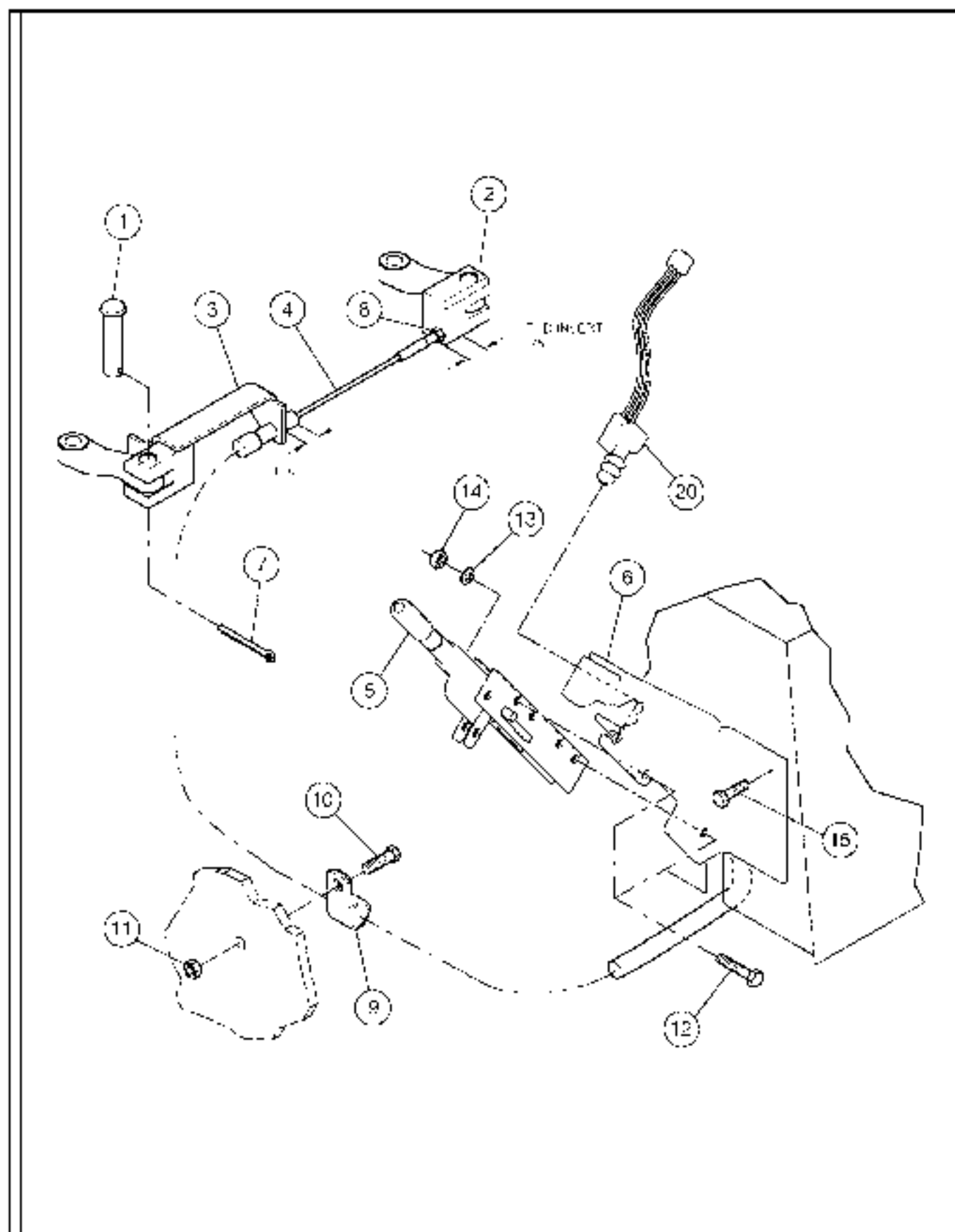
SERVICE BRAKE INSTALLATION - SHEET 2 OF 2



SERVICE BRAKE INSTALLATION - SHEET 2 OF 2

ITEM	COMM. NO.	DESCRIPTION	QTY	DIMENSIONS/NOTES
1	59205468	Master Cylinder	1	
3	59209106	Brake Support	1	
5	59208900	Return Spring (Brake)	1	
19	59147033	Hose Assembly	1	4 x 16.5"
20	59209197	Hose Assembly	1	4 x 35.0"
21	59209189	Reducing Adapter	1	
22	59222807	Adapter	1	
23	59031559	Connector	2	
24	59918615	Adapter	1	

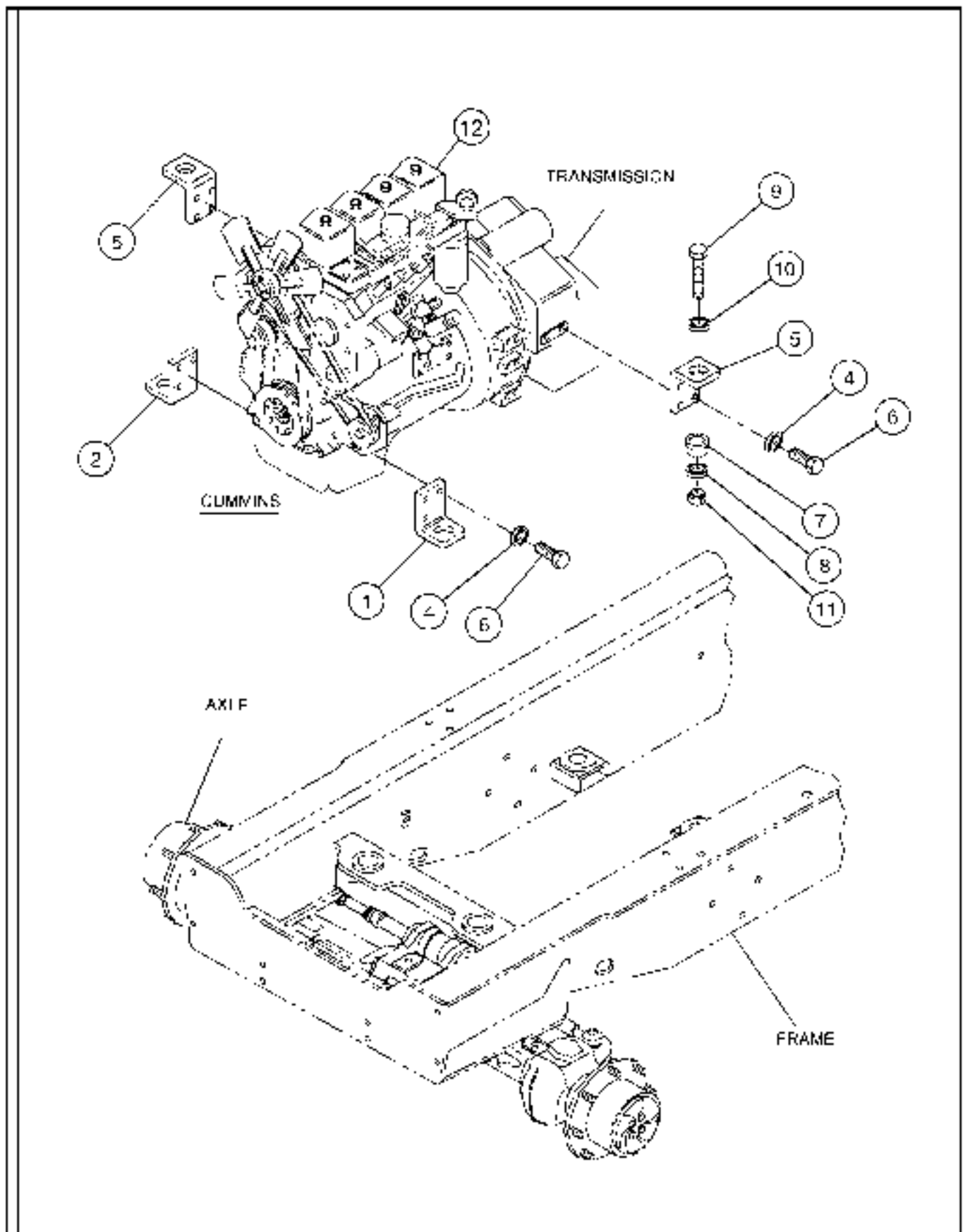
PARKING BRAKE INSTALLATION



PARKING BRAKE INSTALLATION

ITEM	COMM. NO.	DESCRIPTION	QTY	DIMENSIONS/NOTES
		<small>ITEM 592011</small>		
1	59208967	Clevis Pin	2	
2	59208934	Clevis	1	
3	59205583	Clevis Anchor	1	
4	59220178	Cable Assembly	1	
5	59235168	Park Brake Lever with Lock (Effective with S/N 166260)	1	
-	59220194	Park Brake Lever with Lock (Prior to S/N 166260)	1	
6	59235150	Anchor Angle Brake Cable	1	
7	95924007	Cotter Pin	2	
8	95923074	Jam Nut	1	
9	95368338	Hose Clamp	1	
10	59222153	Lockscrew	1	
11	59807941	Locknut	1	
12	95920526	H.H.C.S.	2	
13	95922365	Flatwasher	2	
14	95923314	Locknut	2	
15	59717702	Lockscrew	4	
20	59240564	Switch Assembly	1	
-	59235119	-Switch	1	

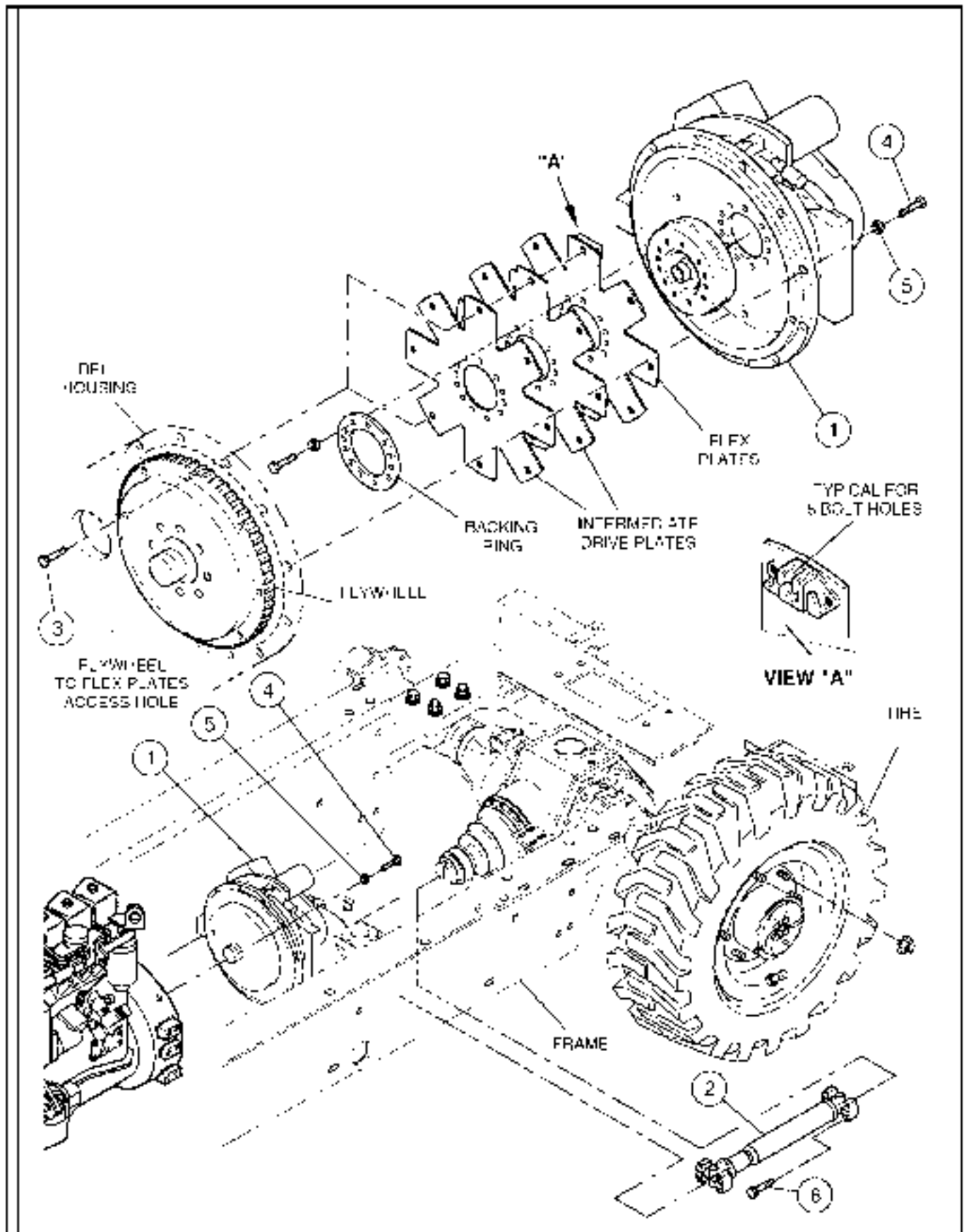
ENGINE AND TRANSMISSION MOUNTING INSTALLATION



ENGINE AND TRANSMISSION MOUNTING INSTALLATION

ITEM	COMM. NO.	DESCRIPTION	QTY	DIMENSIONS/NOTES
		<small>ITEM QUANTITY</small>		
1	59205666	Engine Mounting Plate, R.H.	1	
2	59205674	Engine Mounting Plate, L. H.	1	
4	96738596	Hardened Flatwasher	11	
5	13161864	Transmission Mounting Bracket	2	
6	96703111	11.H.C.S.	11	
7	59410696	Shock Mount	4	
8	59411657	Snub Washer	4	
9	95920294	11.H.C.S.	4	
10	59630798	Flatwasher	4	
11	59327916	Hex Nut	4	
12	59291237	Engine	1	B3.9-C
-	59728170	-Engine Oil Filter	1	See Section - M.1
-	58827932	-Inline Fuel Filter	1	See Section - M.1
-	59477570	-Fuel Filter/Water Separator	1	See Section - M.1
-	59309104	-Fan Belt	1	
-	59242511	-Starting Motor	1	12V

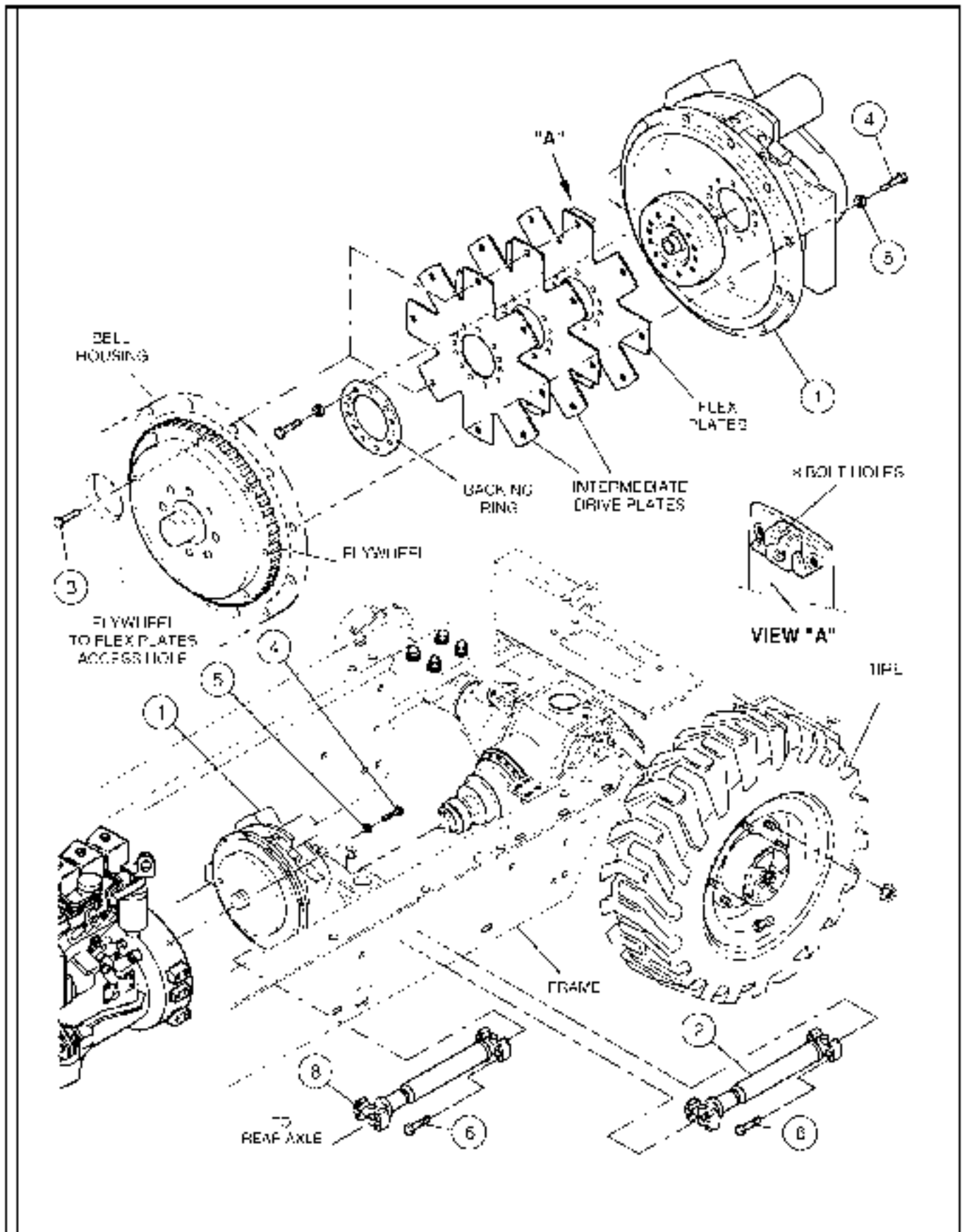
2WD TRANSMISSION / DRIVE LINE INSTALLATION



2WD TRANSMISSION/DRIVELINE INSTALLATION

ITEM	COMM. NO.	DESCRIPTION	QTY	DIMENSIONS/NOTES
1	59240515	Transmission	1	T12000
2	54468103	Drive Shaft	1	
-	59144337	-Cross and Bearing	2	
3	95920815	H.H.C.S.	8	
4	96702410	H.H.C.S.	11	
5	96741046	Hardened Flatwasher	11	
6	95920815	H.H.C.S.	8	

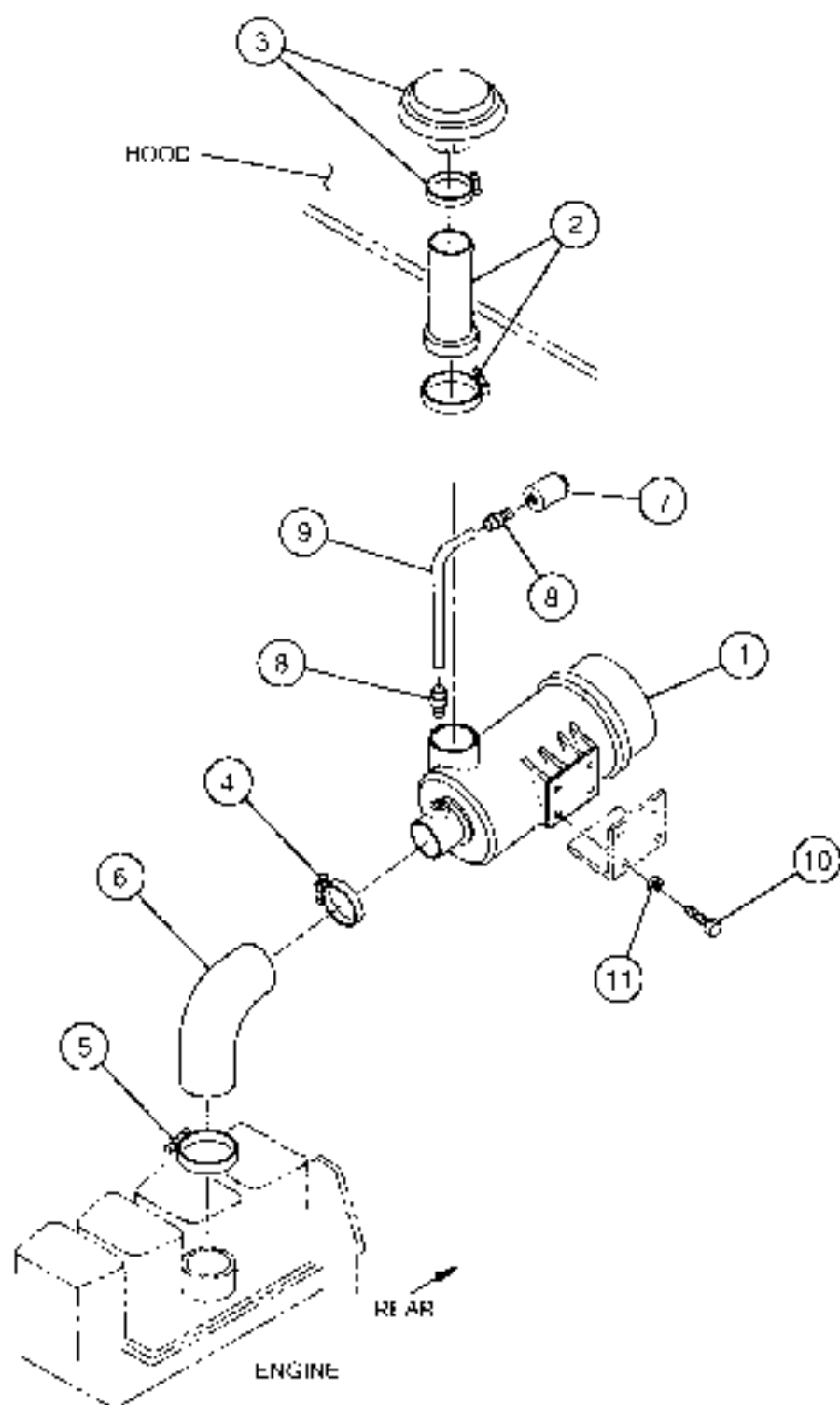
4WD TRANSMISSION/DRIVE LINE INSTALLATION



4WD TRANSMISSION/DRIVELINE INSTALLATION

ITEM	COMM. NO.	DESCRIPTION	QTY	DIMENSIONS/NOTES
		<small>FORM 31265501</small>		
1	59240523	Transmission	1	See Breakdown - 1.3
2	54468103	Drive Shaft	1	
-	59144337	-Cross and Bearing	2	
3	95920815	H.H.C.S.	8	
4	96702410	H.H.C.S.	11	
5	96741046	Hardened Flatwasher	11	
6	95920815	H.H.C.S.	16	
8	54468095	Drive Shaft	1	

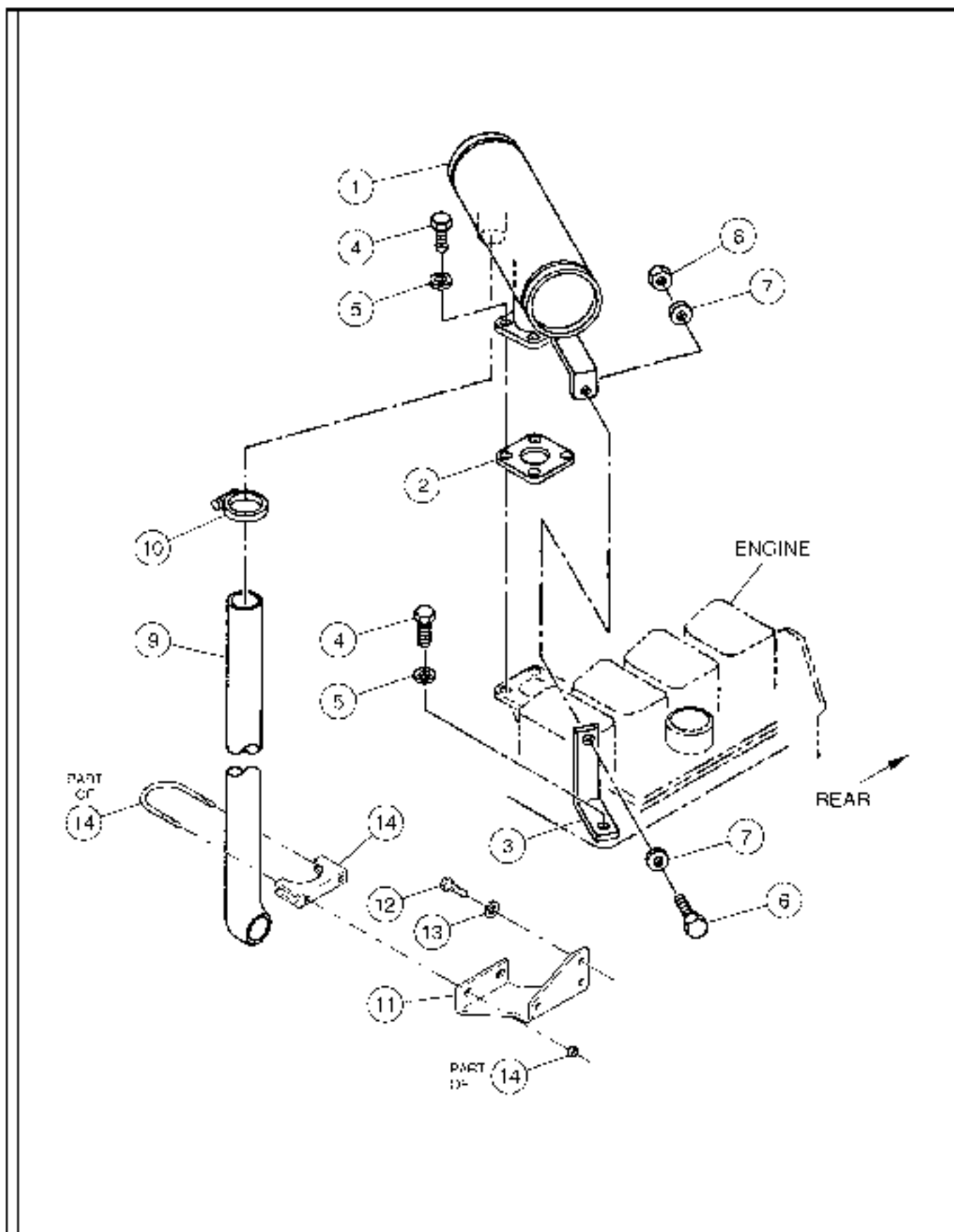
AIR CLEANER AND EXHAUST INSTALLATION



AIR CLEANER AND EXHAUST INSTALLATION

ITEM	COMM. NO.	DESCRIPTION	QTY	DIMENSIONS/NOTES
1	59075762	Air Cleaner	1	8.0"
-	59155119	- Air Cleaner Primary Filter Element	1	
-	59155127	- Air Cleaner Secondary Filter Element	1	
-	59144139	- Cover Assembly	1	
-	59144147	- Vacuator Valve	1	
2	59132852	Air Stack Extension Tube	1	
3	59132910	Rain Cap	1	
4	54680103	T-bolt Saddle Clamp	1	
5	54680087	T-bolt Saddle Clamp	1	
6	59139238	Air Hose Intake	1	
7	50266907	Service Indicator Kit	1	
8	59311621	Straight Connector	2	
9	58811779	Tube	1	
10	96702816	H.H.C.S.	4	
11	96741038	Hardened Flitwasher	4	

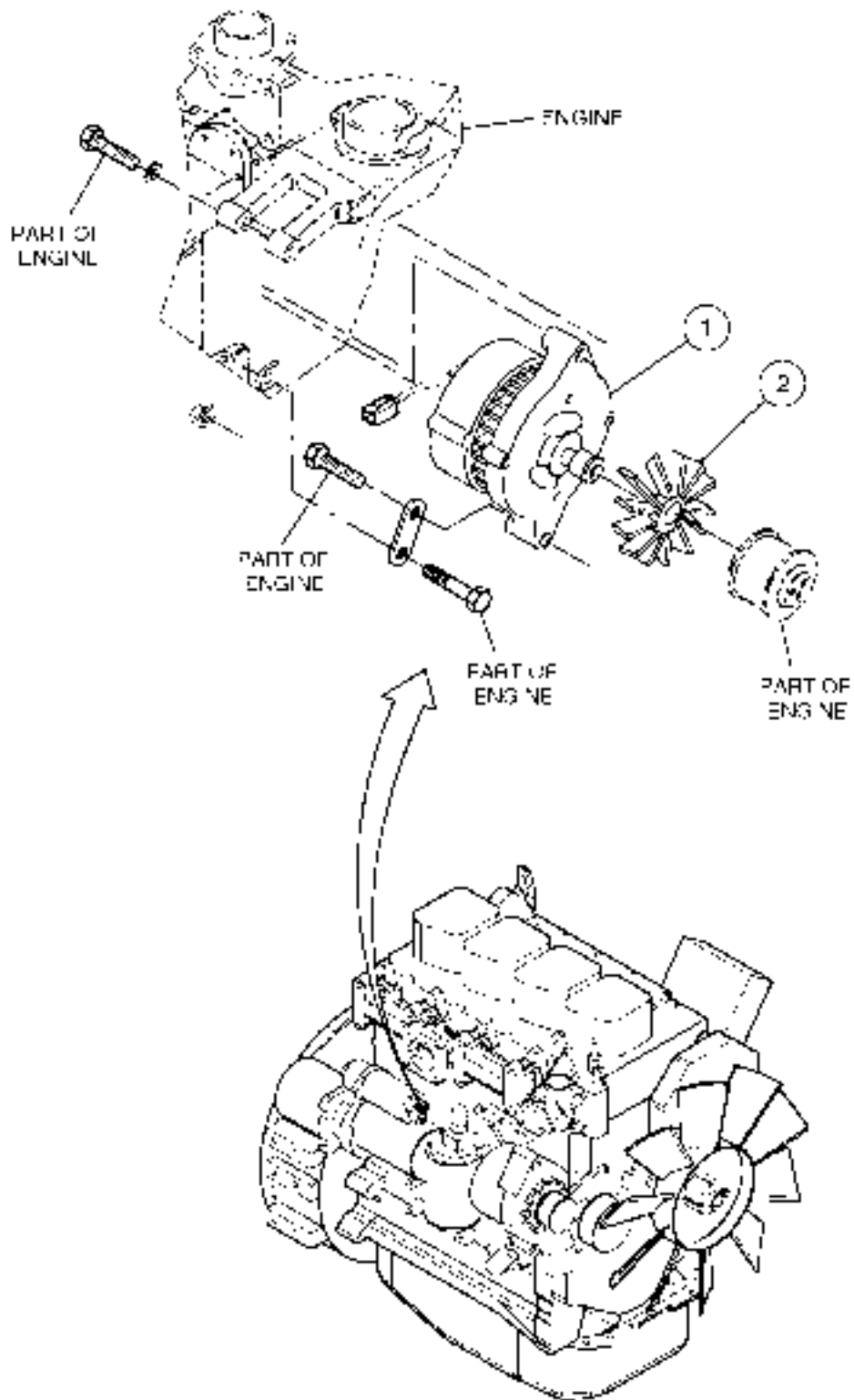
EXHAUST INSTALLATION



EXHAUST INSTALLATION

ITEM	COMM. NO.	DESCRIPTION	QTY	DIMENSIONS/NOTES
		<small>ITEM 5920611 & 5920612</small>		
1	54508577	Muffler (Effective with S/N 166113)	1	
-	59128462	Muffler (Prior to S/N 166113)	1	
2	59307017	Muffler Gasket	1	
3	59128470	Muffler Mounting Bracket	1	
4	96702279	H.H.C.S.	5	
5	96714399	Flatwasher	5	
6	95919221	H.H.C.S.	1	
7	95922233	Flatwasher	2	
8	59327841	Hex Nut	1	
9	59873976	Exhaust Stack	1	
10	58848984	Exhaust Clamp	1	
11	59270470	Exhaust Bracket (Effective with S/N 166113)	1	
12	96701495	H.H.C.S. (Effective with S/N 166113)	3	
13	96738596	Hardened Flatwasher (Effective with S/N 166113)	3	
14	59179226	Exhaust Clamp (Effective with S/N 166113)	1	

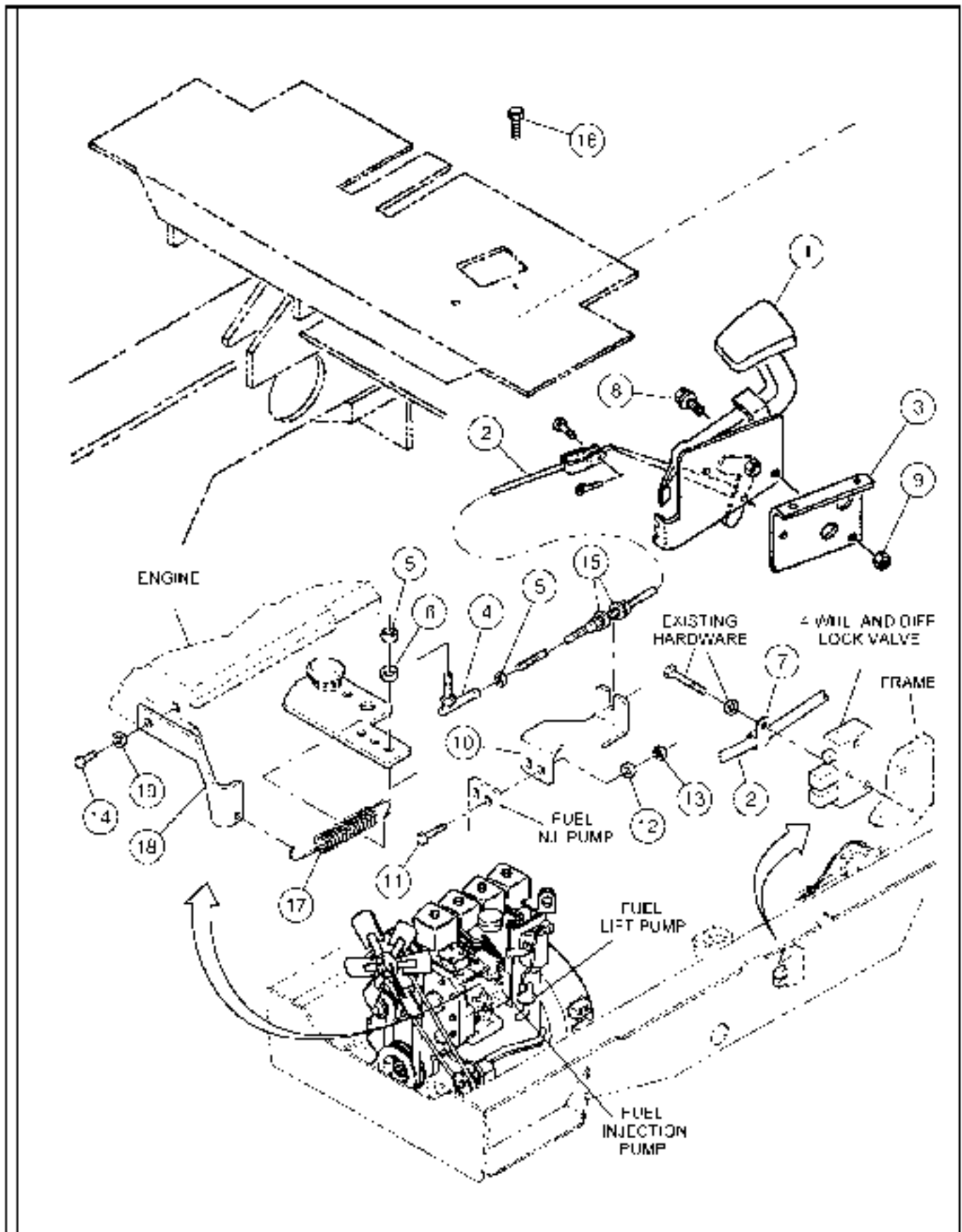
ALTERNATOR INSTALLATION



ALTERNATOR INSTALLATION

ITEM	COMM. NO.	DESCRIPTION	QTY	DIMENSIONS/NOTES
1	58965492	Alternator	1	
2	59879791	Alternator Fan	1	

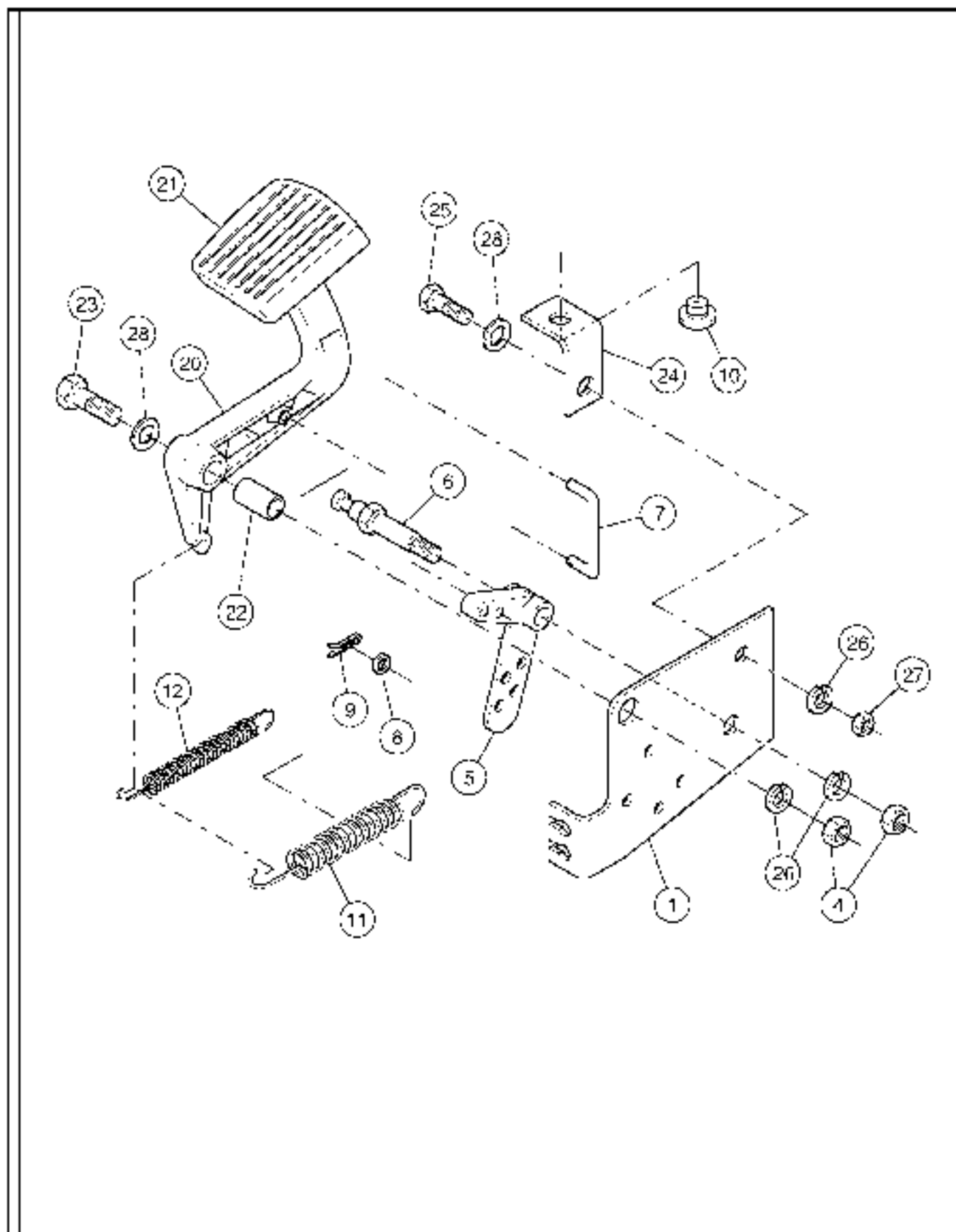
THROTTLE INSTALLATION



THROTTLE INSTALLATION

ITEM	COMM. NO.	DESCRIPTION	QTY	DIMENSIONS/NOTES
		<small>ITEM 5920412</small>		
1	N.S.V.A.	Throttle Pedal Assembly	1	See Section - C.8
2	59117341	Throttle Cable	1	
3	59414821	Throttle Mounting Bracket	1	
4	59374165	Ball Joint	1	
5	95923058	Jam Nut	2	
6	95379392	Lockwasher	1	
7	59465658	Clamp	1	
8	59869917	Lockscrew	2	
9	59918573	Locknut	2	
10	59235051	Throttle Bracket	1	
11	95920377	H.H.C.S.	2	
12	95922324	Hardened Flatwasher	2	
13	95923298	Locknut	2	
14	96702279	H.H.C.S.	2	
15	95922233	Flatwasher	2	
16	59462796	Lockbolt	2	
17	59457192	Spring	1	
18	59235044	Spring Return Bracket	1	
19	96714390	Flatwasher	1	

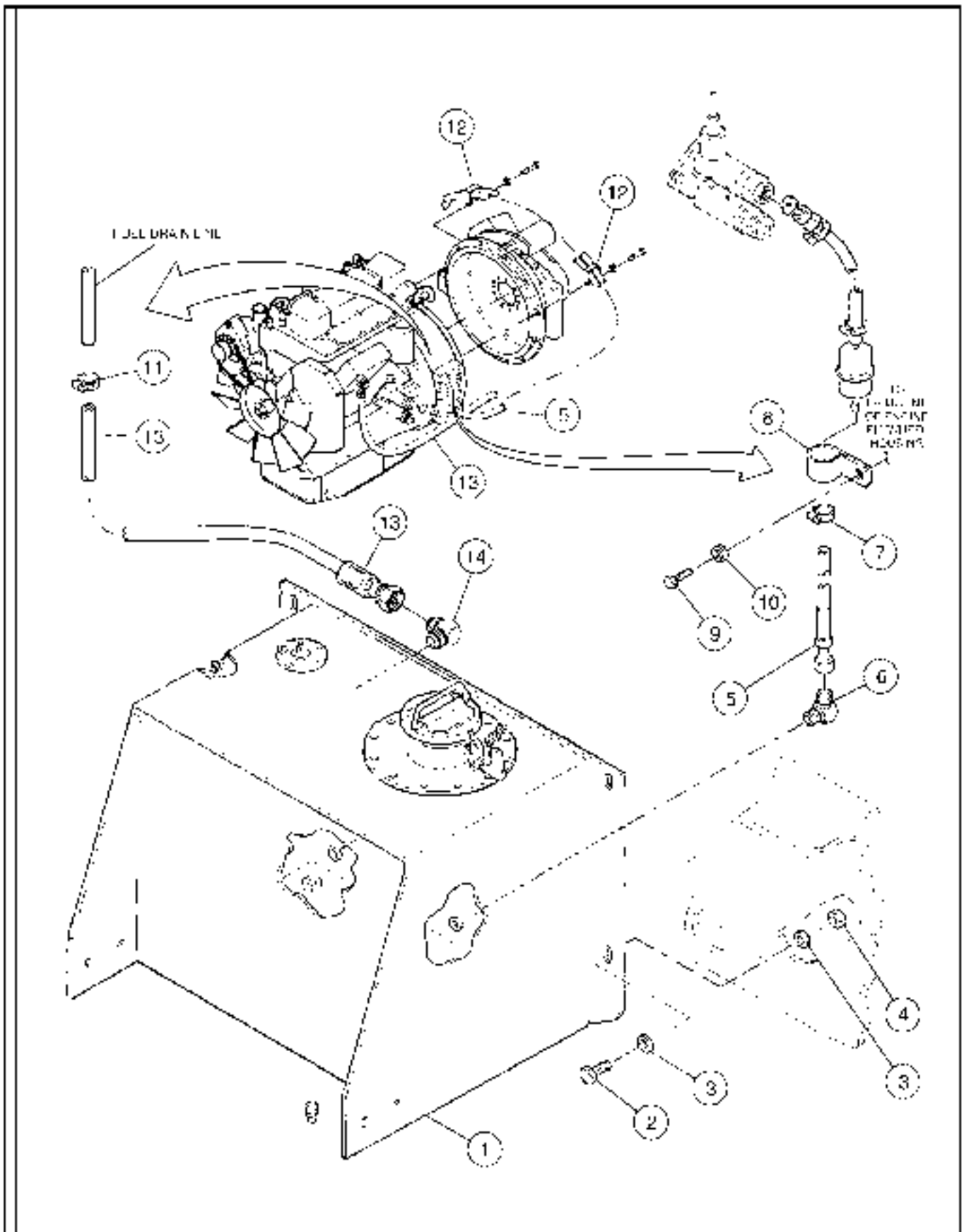
THROTTLE PEDAL ASSEMBLY



THROTTLE PEDAL ASSEMBLY

ITEM	COMM. NO.	DESCRIPTION	QTY	DIMENSIONS/NOTES
		<small>ITEM TOTAL</small>		
1	59114207	Throttle Bracket	1	
4	96704812	Hex Nut	2	
5	59471904	Crank	1	
6	59471805	Shaft	1	
7	59471854	Formed Rod	1	
8	96727581	Flatwasher	1	
9	95924049	Cotter Pin	1	
10	59471839	Dumper	1	
11	59471888	Spring	1	
12	59471813	Spring	1	
20	59471870	Accelerator Pedal	1	
21	59471821	Pedal Pad	1	
22	59471789	Pivot Tube	1	
23	96704713	Bolt	1	
24	59471847	Stop Bracket	1	
25	96702287	H.E.L.C.S.	1	
26	59510065	Lockwasher	3	
27	59471938	Hex Nut	1	
28	96714390	Flatwasher	2	

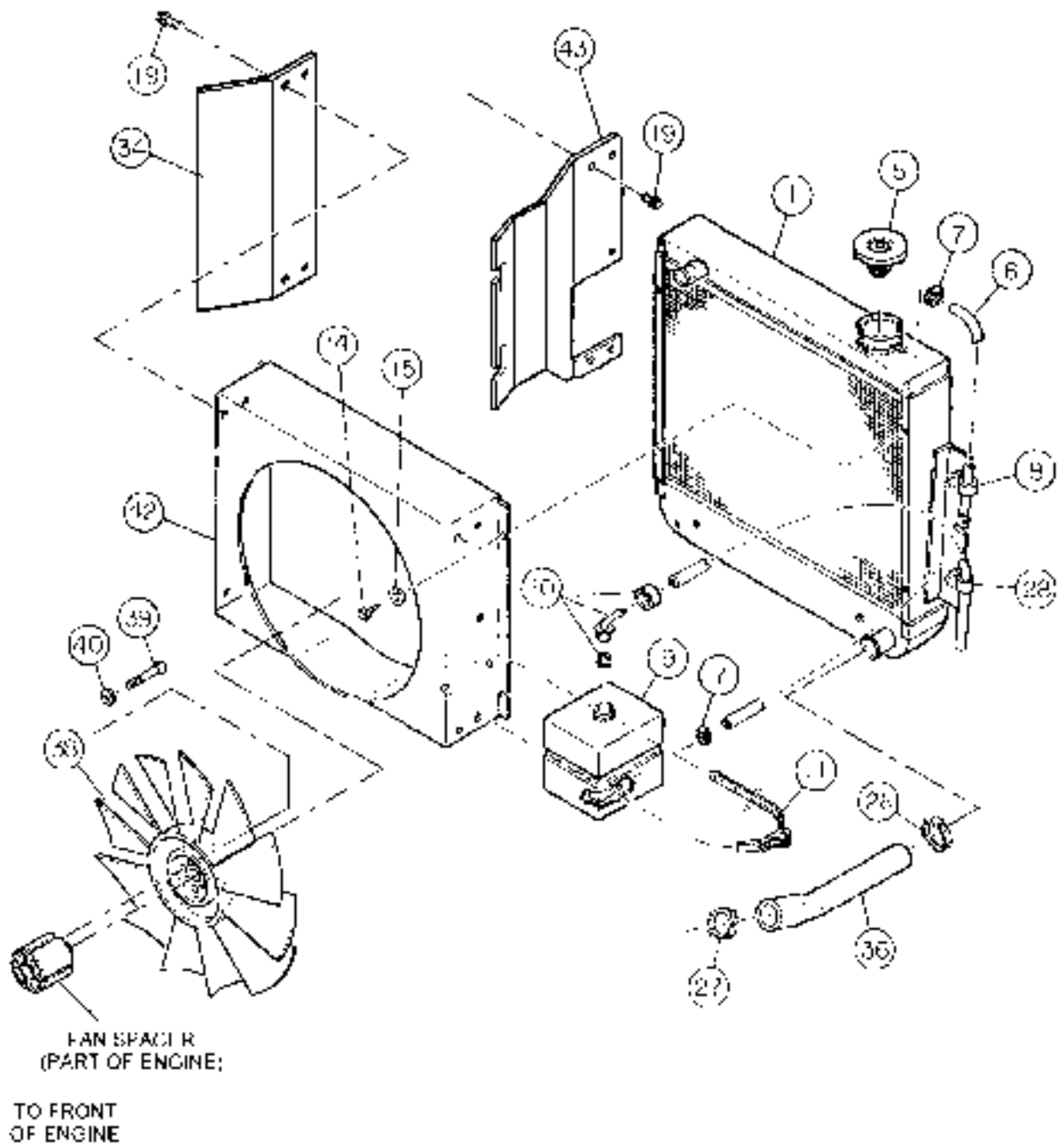
FUEL LINE INSTALLATION



FUEL LINE INSTALLATION

ITEM	COMM. NO.	DESCRIPTION	QTY	DIMENSIONS/NOTES
		<small>ITEM QUANTITY</small>		
1	N.S.S.	Fuel Tank Assembly	1	
-	59475111	-Filler Neck	1	
-	58812181	-Fuel Level Sender	1	
-	59978858	-Fuel Cap	1	
-	58884420	-Gasket	1	
-	59324392	-Filtered Vent	1	
2	95919585	H.H.C.S.	4	
3	59539569	Hardened Washer	8	
4	95923348	Locknut	4	
5	58926973	Hose Assembly	1	50.0"
6	95219994	Elbow	2	
7	59363259	Hose Clamp	1	
8	95378873	Hose Clamp	1	
9	96701495	H.H.C.S.	1	
10	96738596	Hardened Flatwasher	1	
11	50274299	Hose Clamp	1	
12	95396776	Hose Clamp	2	
13	59049177	Hose Assembly (Effective with S/N 164178)	1	59.0"
-	59098780	Hose Assembly (Prior to S/N 164178)	1	92.0"
14	95293403	Adapter	1	

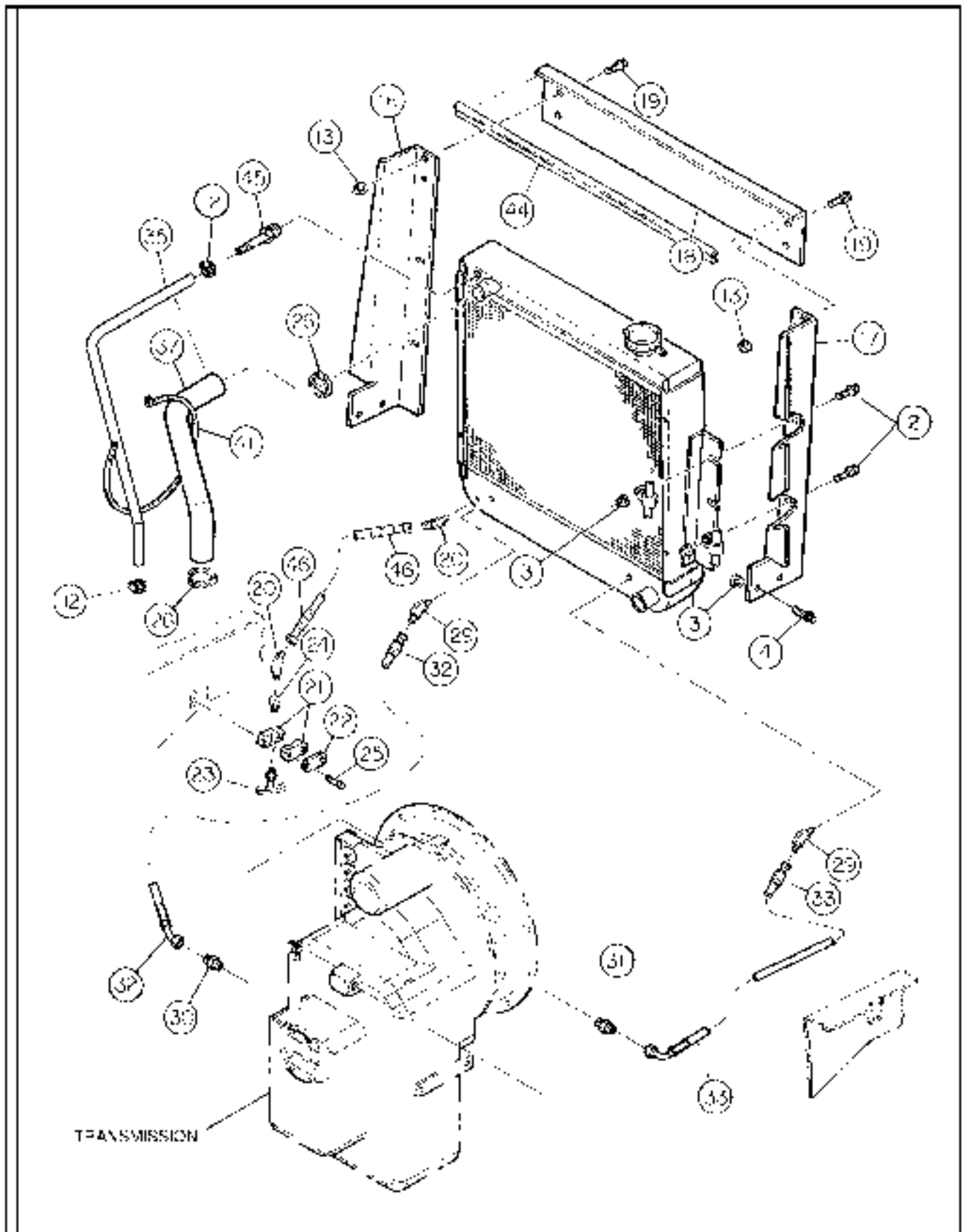
RADIATOR INSTALLATION - SHEET 1 OF 2



RADIATOR INSTALLATION - SHEET 1 OF 2

ITEM	COMM. NO.	DESCRIPTION	QTY	DIMENSIONS/NOTES
		<small>ITEM 591172</small>		
1	59139923	Radiator	1	
5	59129171	Radiator Cap	1	
6	59465153	Plastic Tube	1	
7	50274299	Hose Clamp	2	
8	59465666	Insulated Clamp	1	
9	59455634	Coolant Reservoir	1	
10	N.S.S.	Outlet Assembly	1	
-	59451278	-Hose	1	
-	59455659	-Reservoir Outlet	1	
-	59455667	-Cap	1	
-	59455527	-Bushing	1	
11	95302667	Hose Clamp	1	
14	59456194	Screw	4	
15	95922324	Flatwasher	4	
19	59965962	Lockbolt	12	
26	95302683	Hose Clamp	3	
27	95286266	Hose Clamp	1	
28	95301859	Hose Clamp	1	
34	59159681	Fan Guard, L. H.	1	
36	59413104	Lower Radiator Hose	1	
38	59113415	Fan	1	
39	96705553	H.F.C.S.	4	
40	95922365	Flatwasher	4	
42	59413112	Shroud	1	
43	59291229	Fan Guard, R.H.	1	

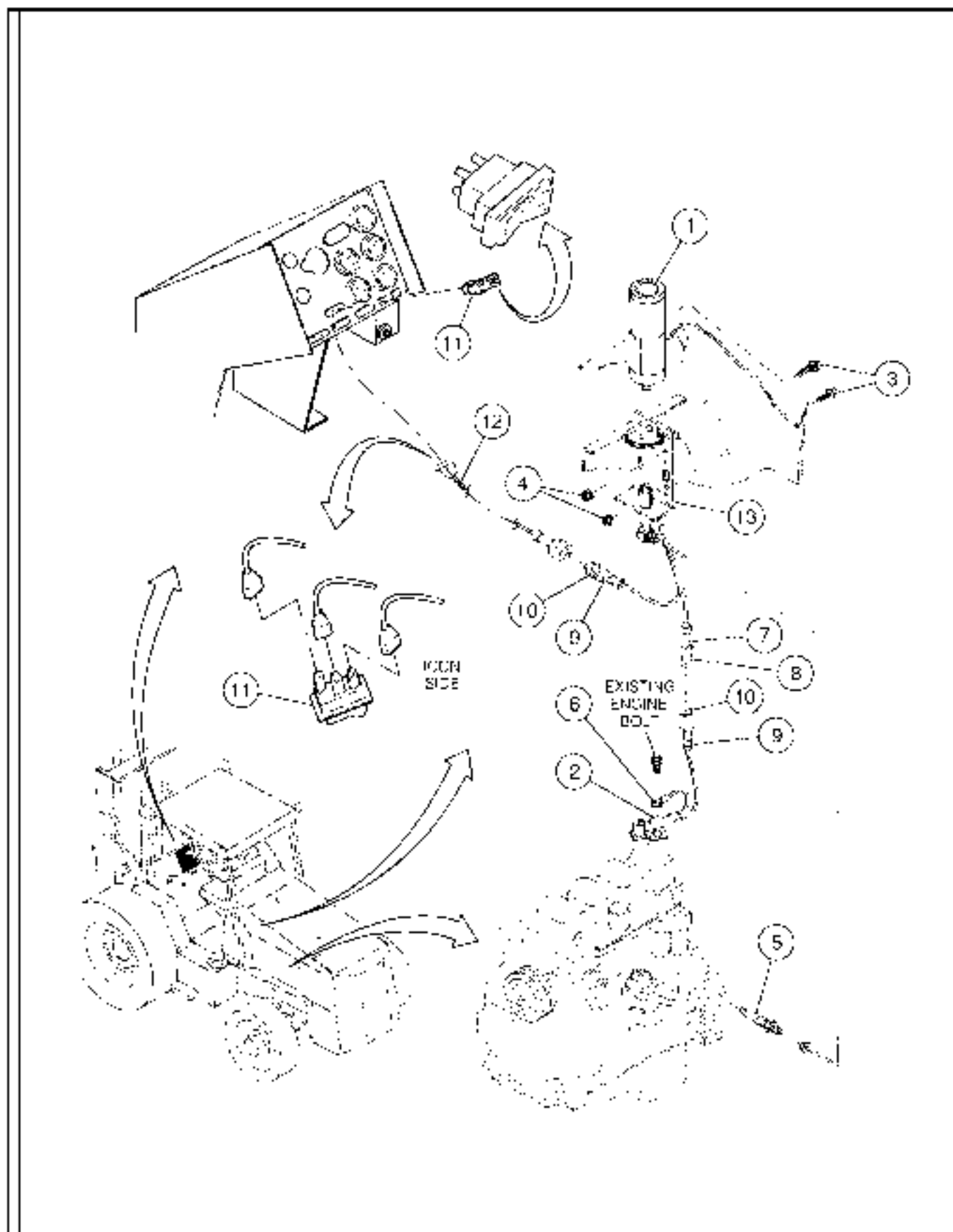
RADIATOR INSTALLATION - SHEET 2 OF 2



RADIATOR INSTALLATION - SHEET 2 OF 2

ITEM	COMM. NO.	DESCRIPTION	QTY	DIMENSIONS/NOTES
2	59462796	Lockbolt	4	
3	59807941	Locknut	8	
4	59680983	Lockscrew	4	
12	59363259	Hose Clamp	2	
13	59941682	Locknut	4	
16	59413856	Mounting Bracket, R.H.	1	
17	59413864	Mounting Bracket, L.H.	1	
18	58817727	Mount Silliner	1	
19	59965962	Lockbolt	12	
20	95279071	Adapter	2	
21	59625012	Insert Clamp	2	
22	59616510	Cover Plate	1	
23	95250692	Drain	1	
24	95011060	Pipe Coupling	1	
25	95920658	H.H.C.S	2	
26	95302683	Hose Clamp	3	
29	59923607	Adapter	2	
30	59922583	Adapter, Straight	1	
31	59922591	Adapter	1	
32	59218750	Hose Assembly	1	46.5"
33	59218768	Hose Assembly	1	58.0"
35	59643114	Hose Assembly	1	21.0"
37	59411694	Upper Radiator Hose	1	
41	95424586	Cable Tie	A/R	
44	58827122	Trim	1	
45	59331934	Adapter	1	
46	58887209	Hose Assembly	1	19.5"

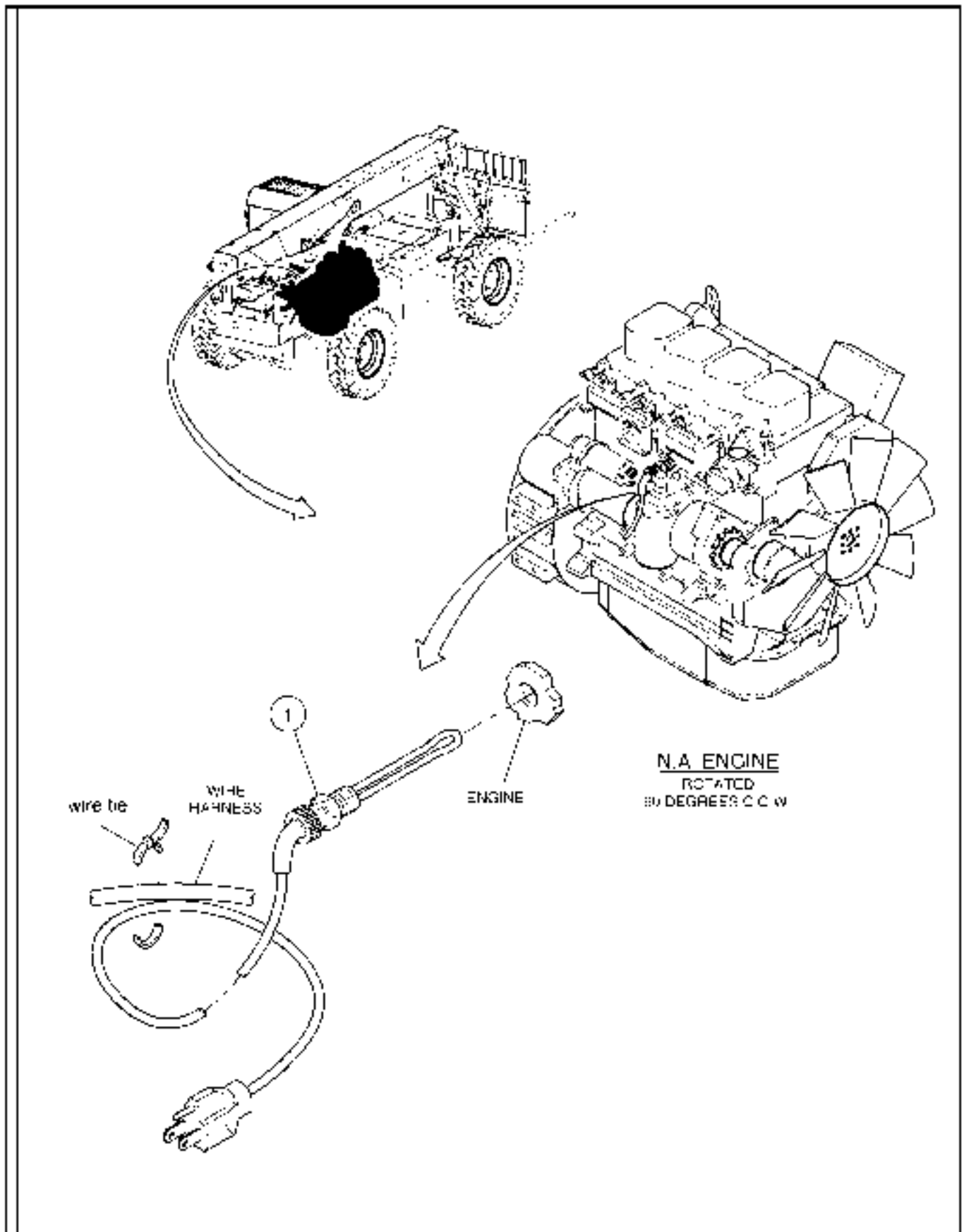
ETHER COLD START INSTALLATION - OPTIONAL



ETHER COLD START INSTALLATION - OPTIONAL

ITEM	COMM. NO.	DESCRIPTION	QTY	DIMENSIONS/NOTES
		<small>ITEM 5920002</small>		
1	59866970	Fiber Cylinder	1	
2	59352476	Thermo-Switch	1	
3	59965962	Lockbolt	3	
4	59941682	Locknut	3	
5	59352542	Atomizer	1	
6	58754433	Ring Terminal	1	
7	59583794	Connector	2	
8	59366971	Male Terminal	2	
9	59583302	Connector	2	
10	59401232	Female Terminal	2	
11	59121772	Rocker Switch	1	
12	58814526	Wire Harness	1	
13	59398925	Starting Kit	1	

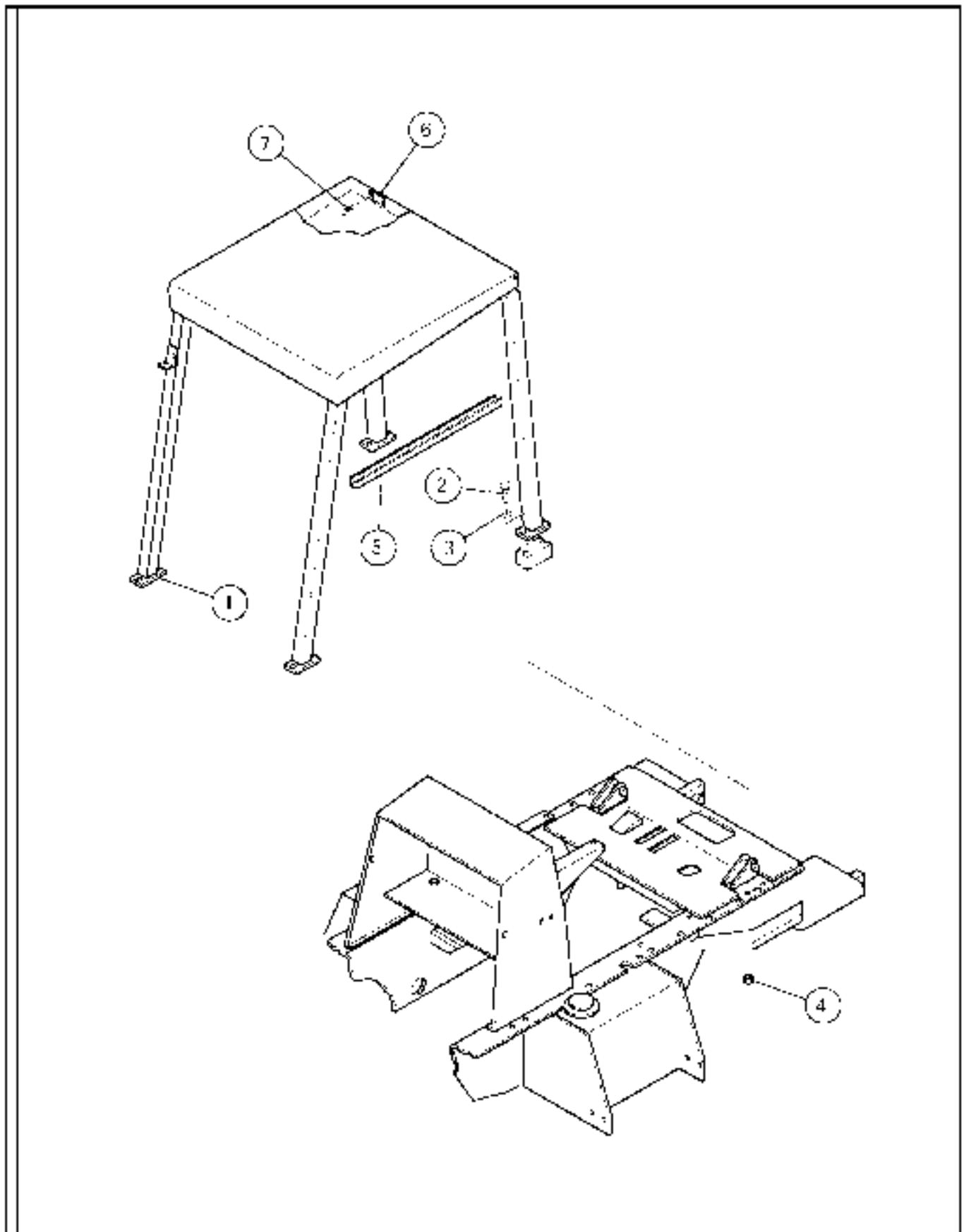
BLOCK HEATER INSTALLATION - OPTIONAL.



BLOCK HEATER INSTALLATION - OPTIONAL.

ITEM	COMM. NO.	DESCRIPTION	QTY	DIMENSIONS/NOTES
1	59118521	Block Heater	1	
-	59144394	-Cord	1	

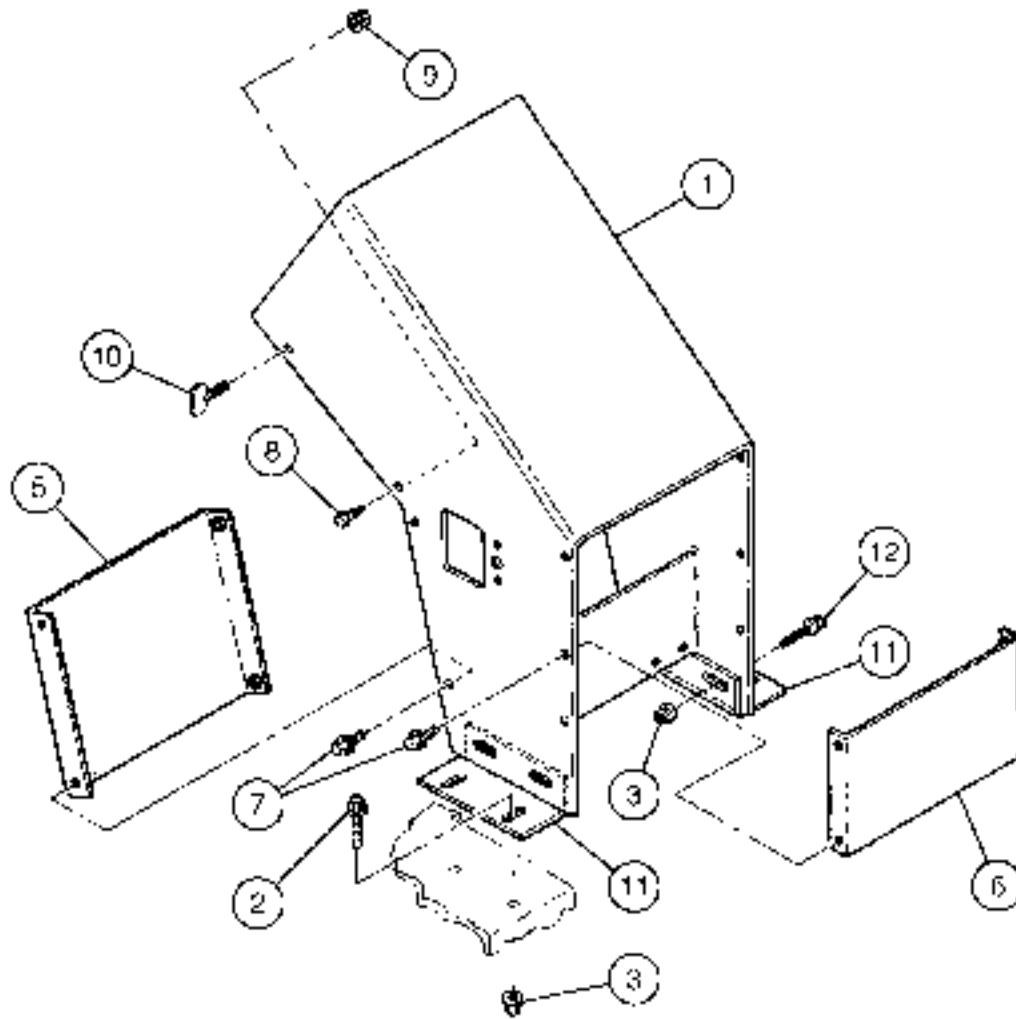
OVERHEAD GUARD INSTALLATION



OVERHEAD GUARD INSTALLATION

ITEM	COMM. NO.	DESCRIPTION	QTY	DIMENSIONS/NOTES
1	59202606	Overhead Guard	1	
2	95919593	H.E.C.S.	8	
3	59539569	Hardened Flatwasher	16	
4	95923348	Locknut	8	
5	58827130	Trin	2	
6	59248450	Overhead Guard Nameplate	1	
7	59010173	Metal Tack	2	

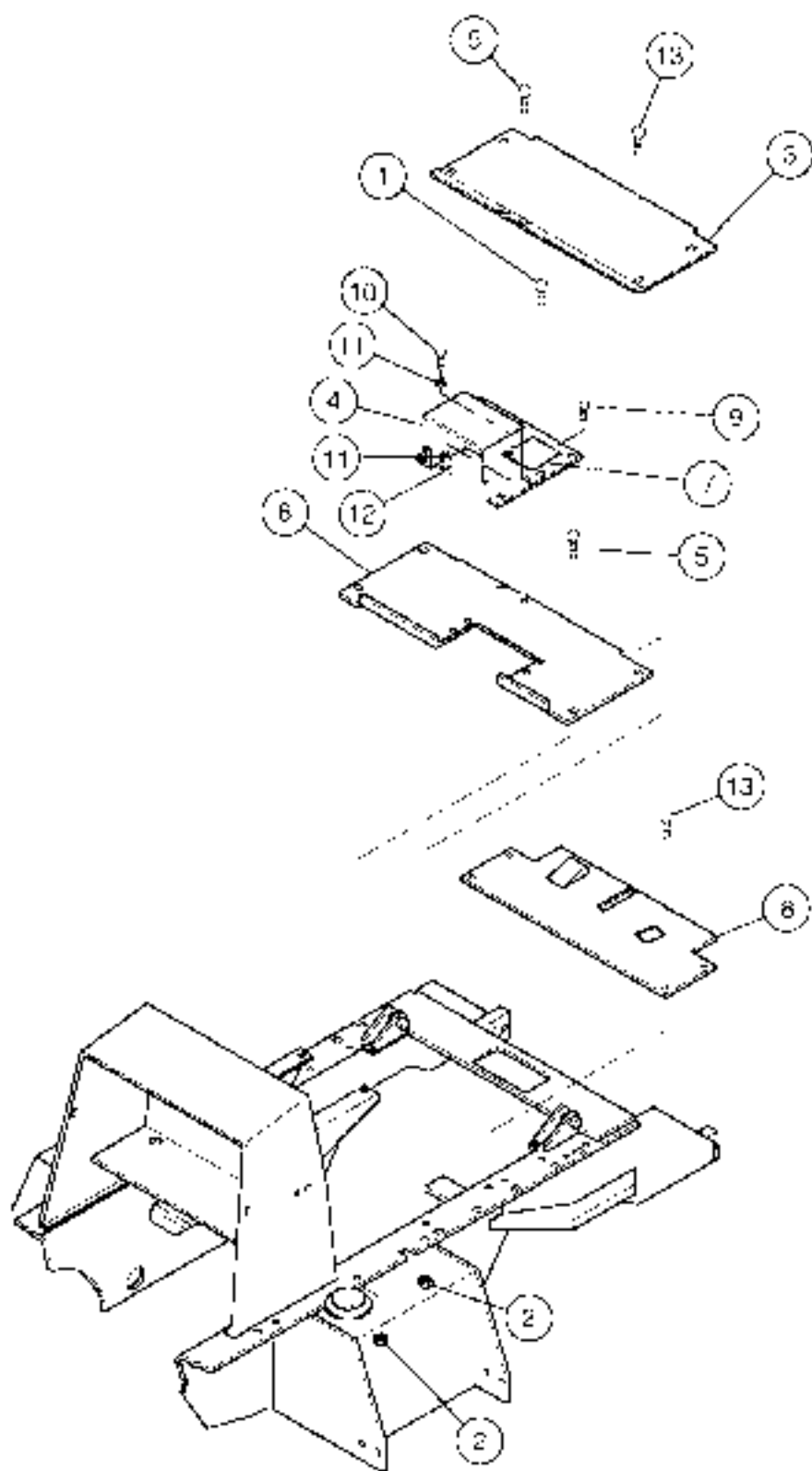
CONSOLE ASSEMBLY



CONSOLE ASSEMBLY

ITEM	COMM. NO.	DESCRIPTION	QTY	DIMENSIONS/NOTES
		<small>ITEM 5019126</small>		
1	59248328	Console	1	
2	59764514	Lockscrew	4	
3	59726414	Locknut	8	
5	59417519	Rear Access Door	1	
6	59417527	Front Access Door	1	
7	59998146	Lockscrew	8	
8	95934873	Shoulder Screw	2	
9	95923298	Locknut	2	
10	95992095	Thumb Screw	2	
11	59080596	Console Foot	2	
12	59848424	Lockscrew	4	

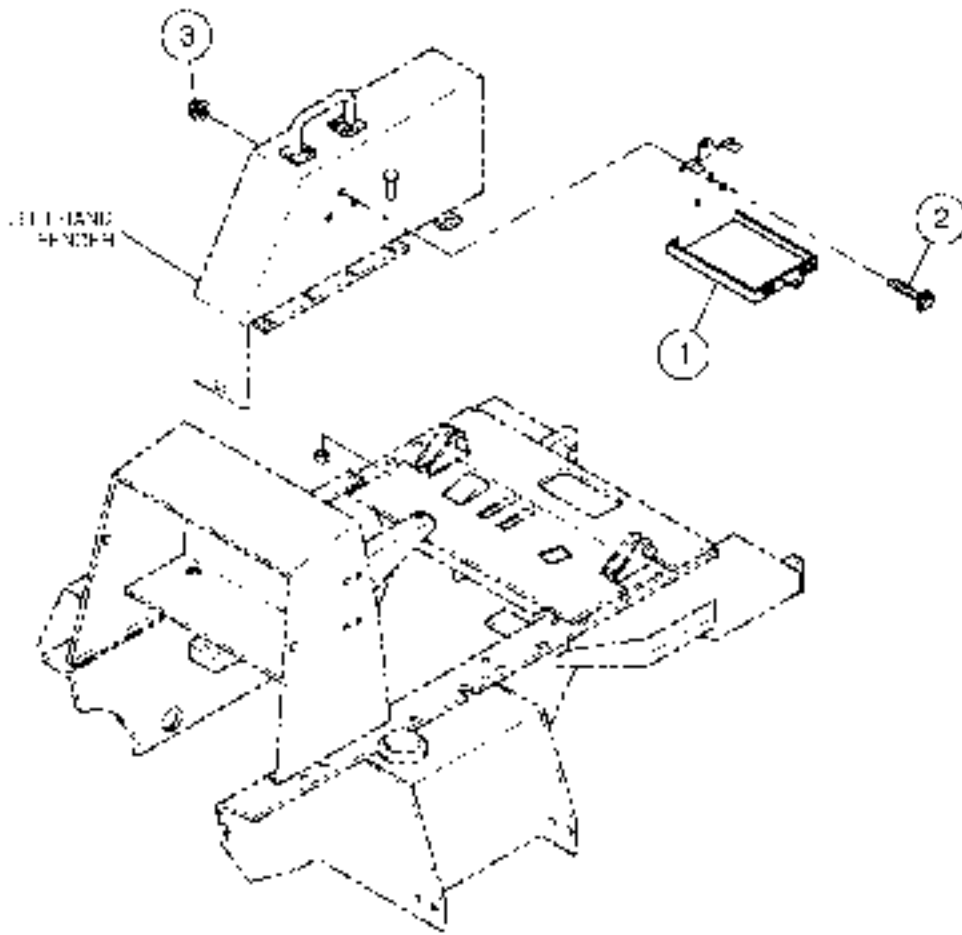
DECK INSTALLATION



DECK INSTALLATION

ITEM	COMM. NO.	DESCRIPTION	QTY	DIMENSIONS/NOTES
1	59965962	Lockscrew	8	
2	59887941	Locknut	4	
3	59202663	Center Deck Plate	1	
4	592109890	Transmission Cover Plate, R.H.	1	
5	59922153	Lockscrew	4	
6	592109882	Rear Deck Plate	1	
7	59219270	Dipstick Cover Plate	1	
8	59220012	Brake Deck Plate	1	
9	959921005	Thumb Screw	1	
10	95920443	H.H.C.S.	1	
11	95922225	Washer	2	
12	95922829	Nut	1	
13	59680983	Lockscrew	8	

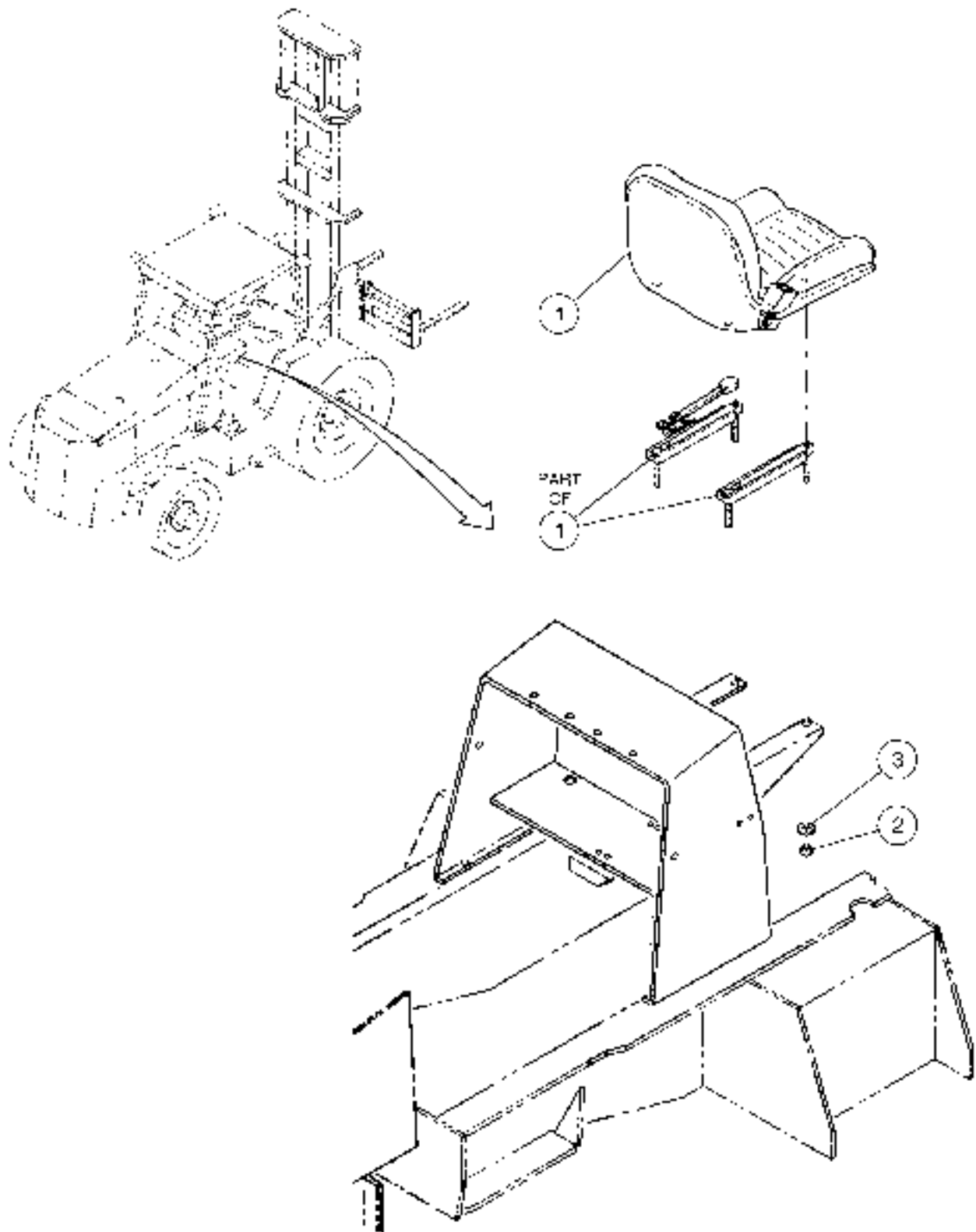
MANUAL POUCH INSTALLATION



MANUAL POUCH INSTALLATION

ITEM	COMM. NO.	DESCRIPTION	QTY	DIMENSIONS/NOTES
1	59185074	Manual Pouch	1	
2	59965962	Lockscrew	3	
3	59941682	Locknut	3	

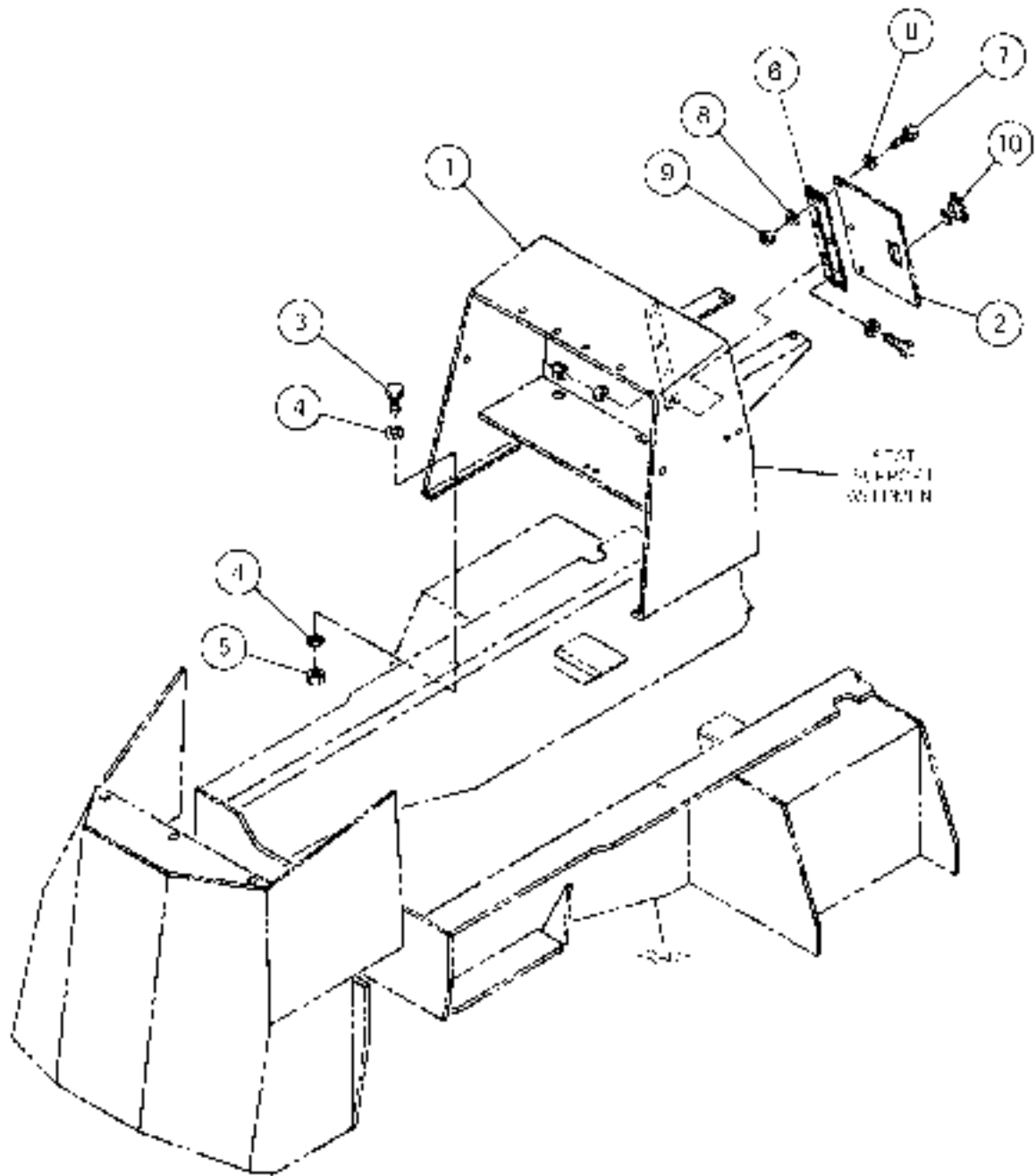
SEAT INSTALLATION



SEAT INSTALLATION

ITEM	COMM. NO.	DESCRIPTION	QTY	DIMENSIONS/NOTES
1	13198239	Seat Assembly (Solid)	1	
-	59156901	Seat Assembly (Semi-Suspension)	1	See Breakdown - 1,4
2	95929782	Hex Nut	4	
3	96741038	Hardened Flatwasher	4	

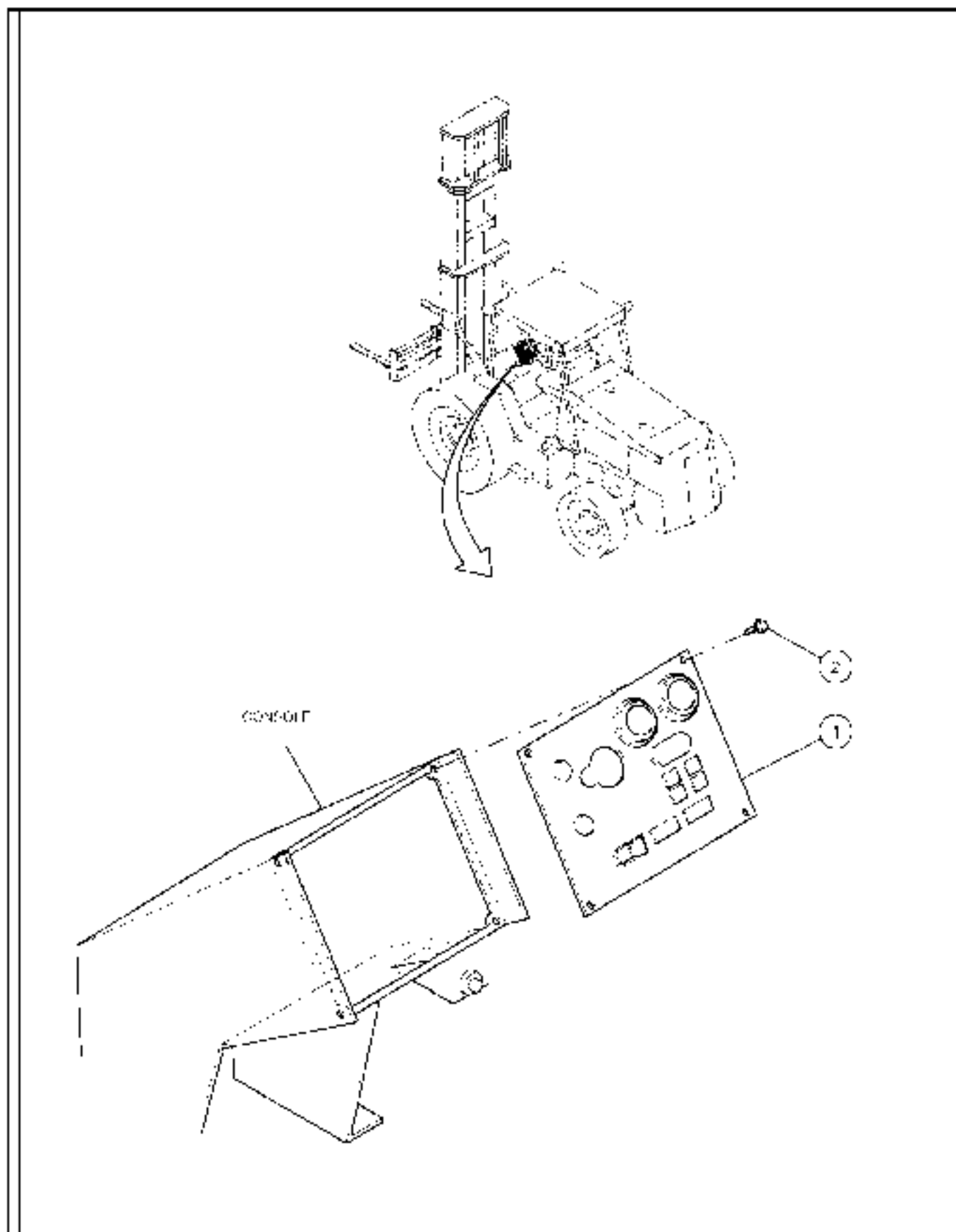
SEAT SUPPORT INSTALLATION



SEAT SUPPORT INSTALLATION

ITEM	COMM. NO.	DESCRIPTION	QTY	DIMENSIONS/NOTES
		<small>ITEM 5921403</small>		
1	592151403	Seat Support	1	
2	59139204	Access Door	1	
3	95919585	H.H.C.S.	4	
4	59539569	Hardened Washer	8	
5	95923348	Locknut	4	
6	59139220	Hinge	1	
7	95919767	H.H.C.S.	7	
8	95922324	Flatwasher	14	
9	95923298	Locknut	7	
10	59811364	Latch	1	

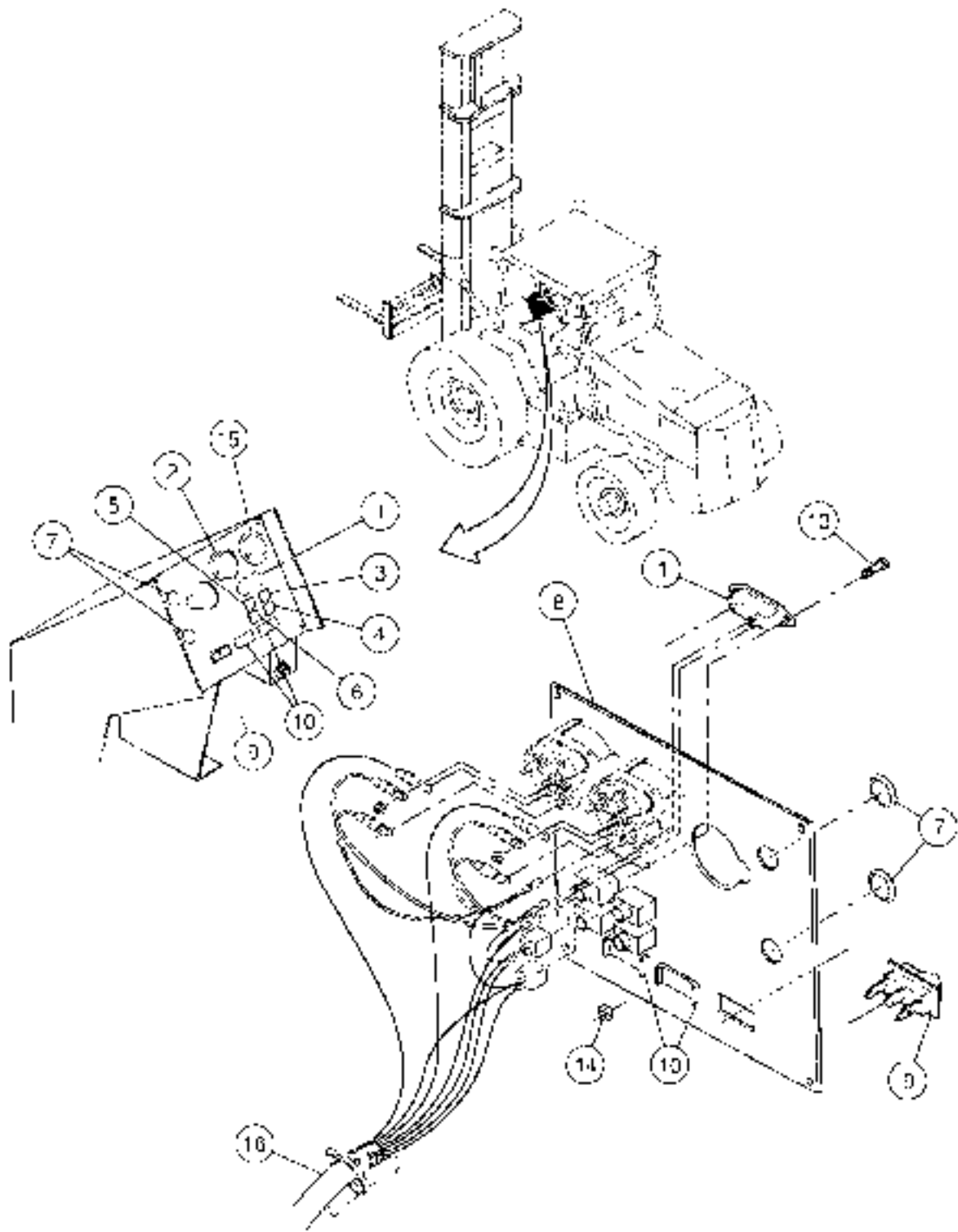
GAUGE PANEL INSTALLATION



GAUGE PANEL INSTALLATION

ITEM	COMM. NO.	DESCRIPTION	QTY	DIMENSIONS/NOTES
		<small>FORM 5922499 & 5922510</small>		
1	N.S.V.A.	Instrument Panel Assembly - Standard	1	See Section - D.8
-	N.S.V.A.	Instrument Panel Assembly - Optional	1	See Section - D.9
2	59998146	Lockscrew	4	

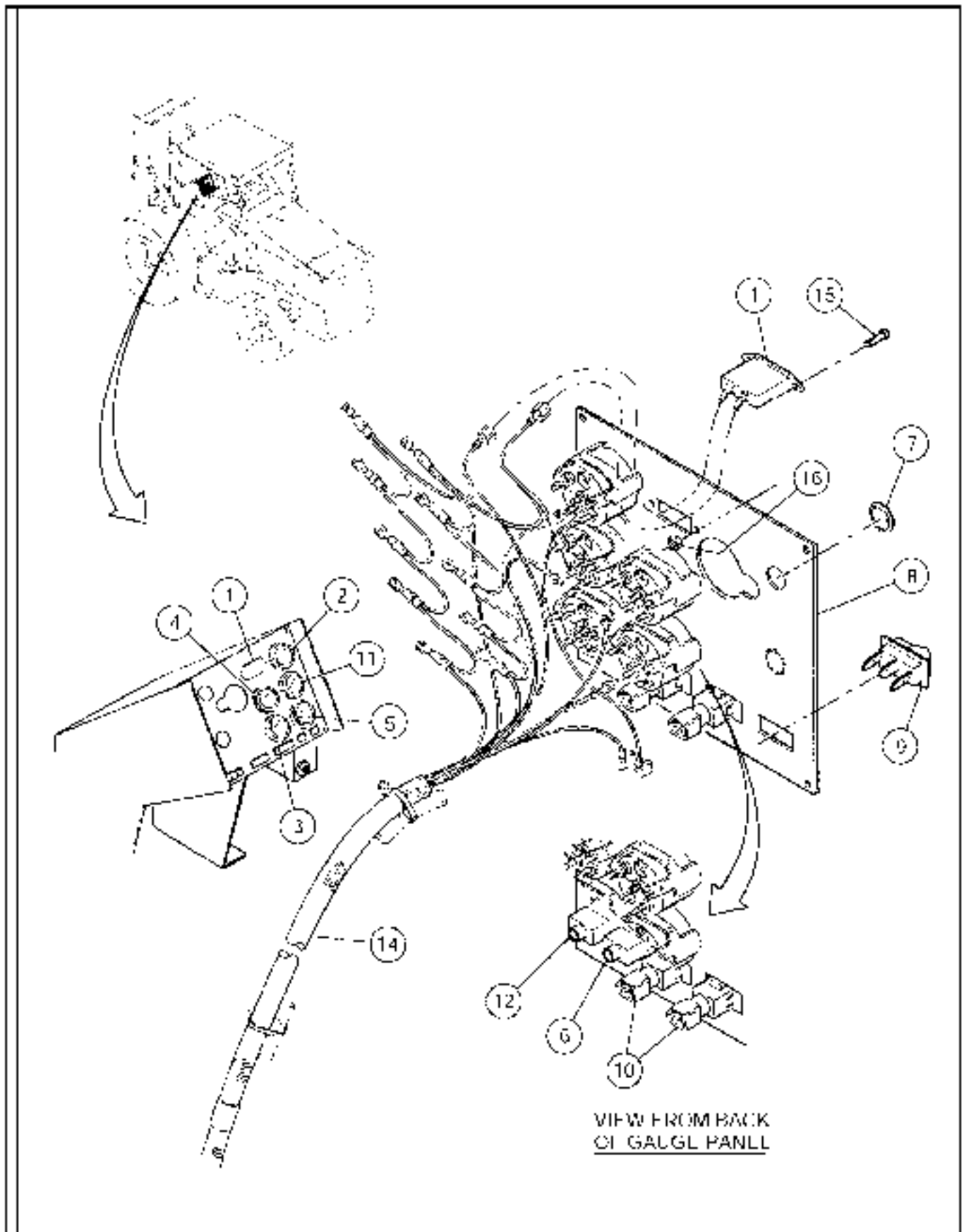
INSTRUMENT PANEL ASSEMBLY - STANDARD



INSTRUMENT PANEL ASSEMBLY - STANDARD

ITEM	COMM. NO.	DESCRIPTION	QTY	DIMENSIONS/NOTES
		<small>ITEM 5921100</small>		
1	59165001	Hourmeter	1	
2	59046920	Fuel Level Gauge	1	
3	58788837	Engine Temperature Indicator Light	1	
4	58788829	Oil Pressure Indicator Light	1	
5	58788811	Alternator Indicator Light	1	
6	59492512	Brake Light	1	
7	59876201	Plug	2	
8	59223115	Gauge Panel	1	
9	59202721	Differential Lock Switch	1	
10	58835398	Ether Plug	2	
13	59137406	B.H.C.S.	2	
14	59137448	Locknut	2	
15	59113761	Transmission Temperature Gauge	1	
16	59231126	Gauge Wiring Harness	1	

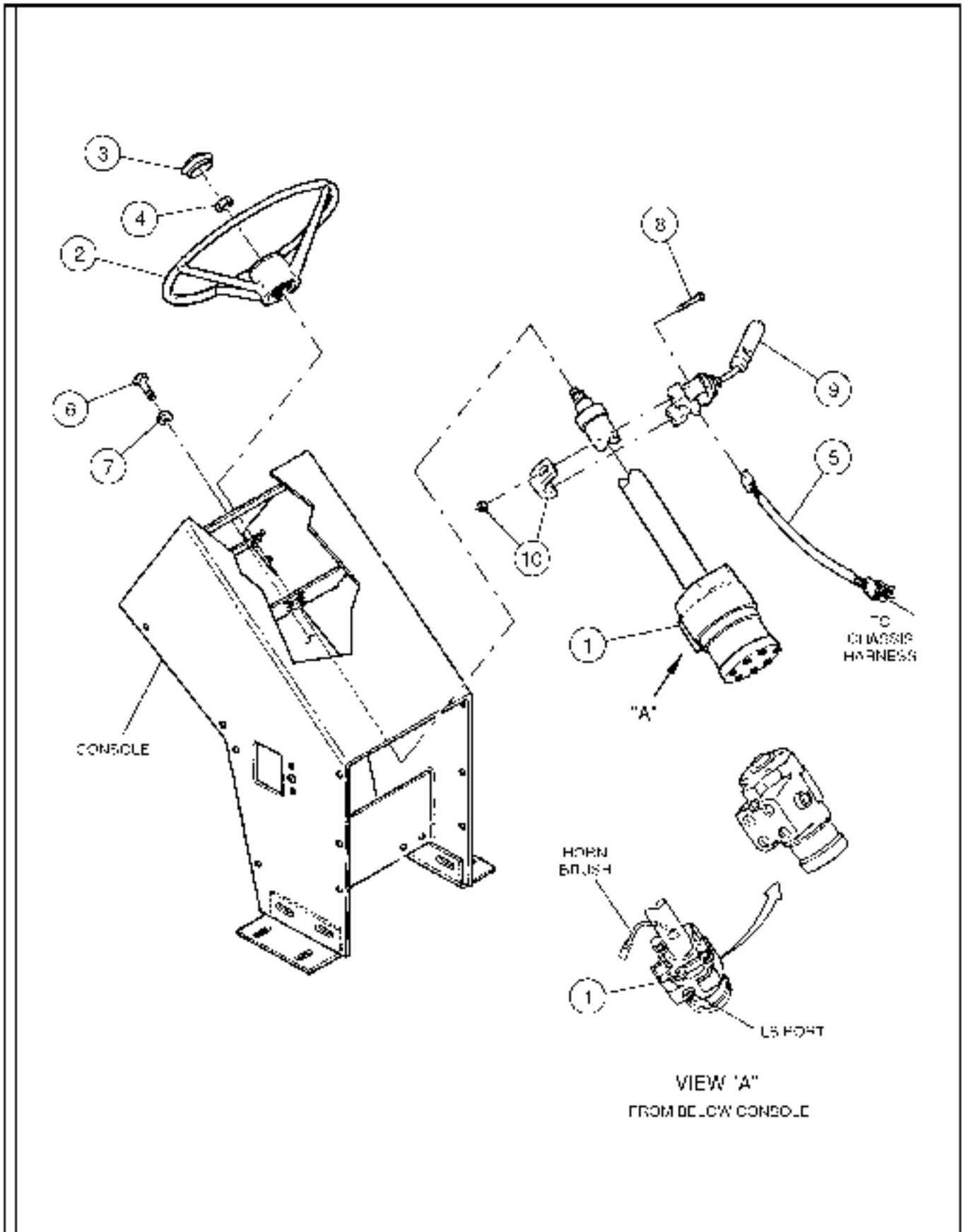
INSTRUMENT PANEL ASSEMBLY - OPTIONAL



INSTRUMENT PANEL ASSEMBLY - OPTIONAL

ITEM	COMM. NO.	DESCRIPTION	QTY	DIMENSIONS/NOTES
		REF. 522112		
1	59165001	Hourmeter	1	
2	59046920	Fuel Level Gauge	1	
3	59132324	Water Temperature Gauge	1	
4	59046904	Oil Pressure Gauge	1	
5	59044297	Voltmeter Gauge	1	
6	59492512	Brake Light	1	
7	59876701	Plug	2	
8	59223123	Gauge Panel	1	
9	59202721	Differential Lock Switch	1	
10	58835398	Ether Plug	2	
11	59113761	Transmission Temperature Gauge	1	
12	58788894	Indicator Light	1	
14	59231134	Gauge Wiring Harness	1	
15	59137406	H.H.C.S.	2	
16	59137448	Locknut	2	

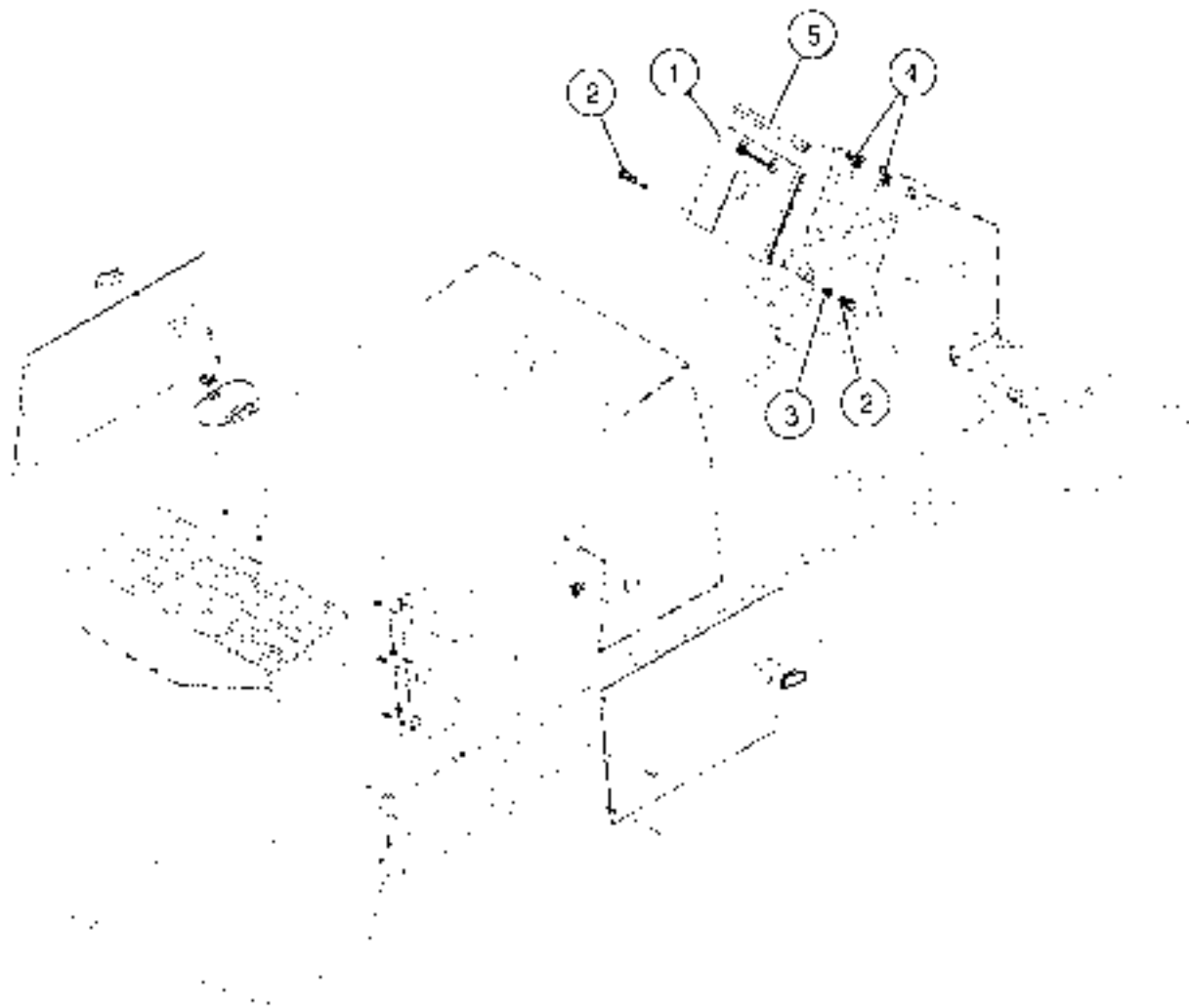
STEERING WHEEL INSTALLATION



STEERING WHEEL INSTALLATION

ITEM	COMM. NO.	DESCRIPTION	QTY	DIMENSIONS/NOTES
1	59223065	Steering Column Orbital	1	
-	59223073	-Steering Orbital	1	
-	59170555	-Steering Column	1	
2	58858564	Steering Wheel	1	
-	59128980	-Cap Cover	1	
3	59159558	Horn Button	1	
4	59461368	Hex Nut	1	
5	59207266	F-N-R Control Wire Harness	1	
6	95919254	H.H.C.S.	2	
7	95922373	Flatwasher	2	
8	96740980	H.H.C.S.	2	
9	59113696	Transmission Shifter	1	
10	59291245	Transmission Shifter Clamp	1	

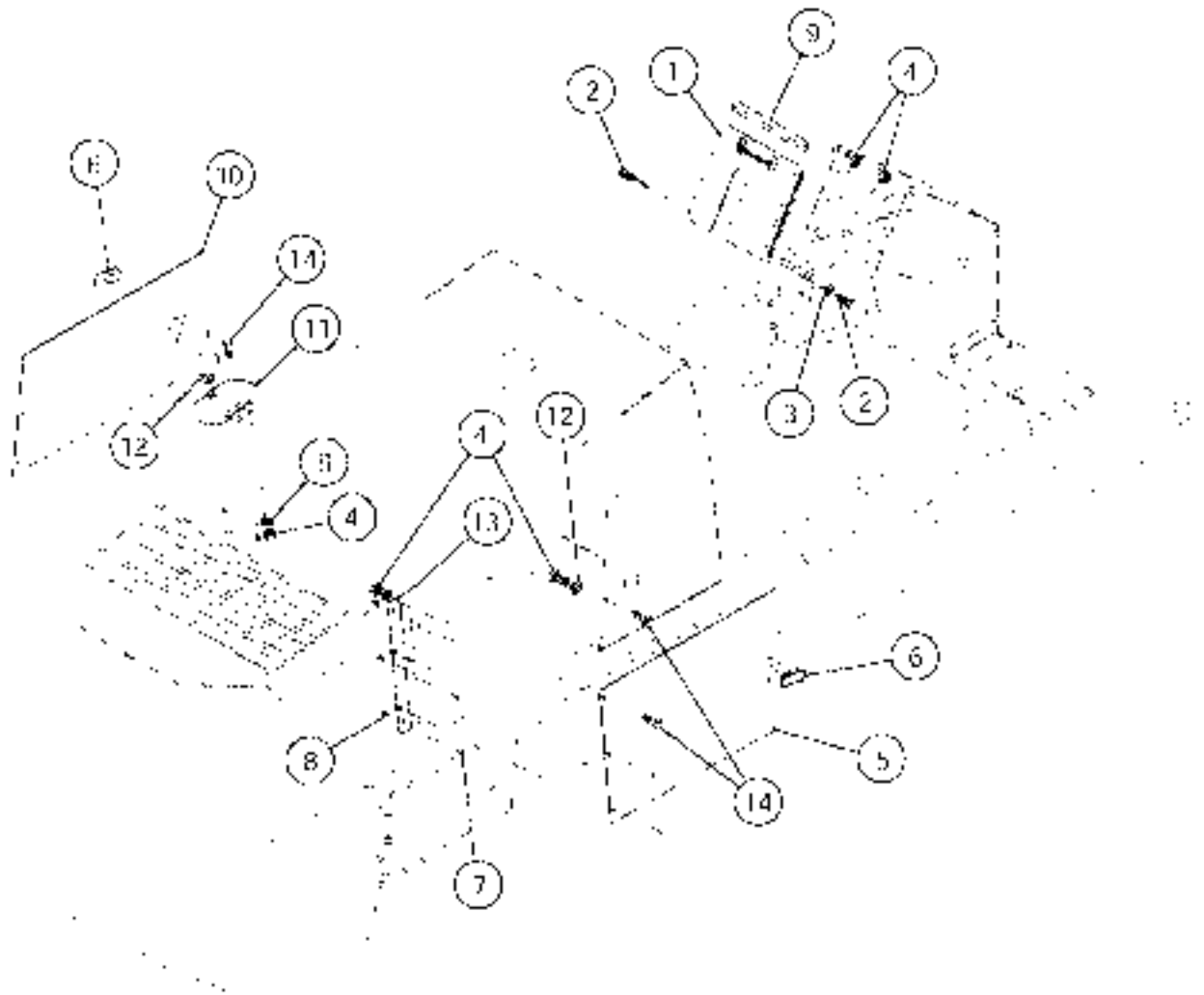
VANDAL COVER INSTALLATION - EFFECTIVE WITH S/N 164175 - OPTIONAL



VANDAL COVER INSTALLATION - EFFECTIVE WITH S/N 164175 - OPTIONAL

ITEM	COMM. NO.	DESCRIPTION	QTY	DIMENSIONS/NOTES
1	58883141	Console Vandal Cover	1	
2	95364030	Screw	2	
3	95922233	Flatwasher	6	
4	95923314	Locknut	2	
5	58883596	Seal Trim	1	

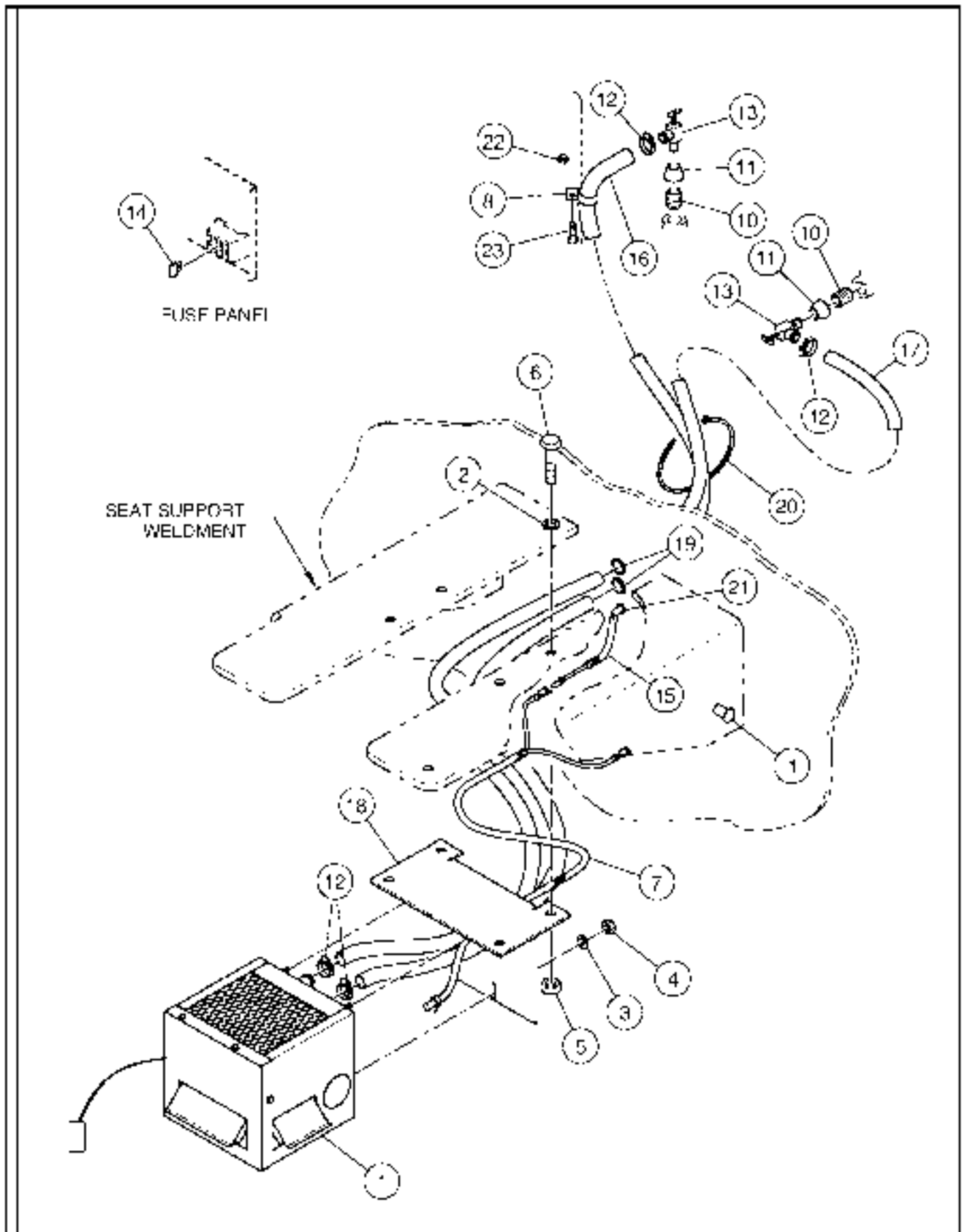
VANDAL COVER INSTALLATION - PRIOR TO S/N 164175 - OPTIONAL



VANDAL COVER INSTALLATION - PRIOR TO S/N 164175 - OPTIONAL.

ITEM	COMM. NO.	DESCRIPTION	QTY	DIMENSIONS/NOTES
1	58883141	Console Vandal Cover	1	
2	95364030	Screw	2	
3	95922233	Flatwasher	6	
4	95923314	Locknut	19	
5	59219238	Vandal Cover, R.H.	1	
6	59134676	Adjustable Lever Latch	2	
7	59317702	Lockscrew	6	
8	95922365	Flatwasher	17	
9	58883596	Seal Trim	1	
10	59219204	Vandal Cover, L.H.	1	
11	59418087	Cap	1	
12	59246728	Lock Tab	3	
13	58883901	Hinge	2	
14	59869917	Lockscrew	11	

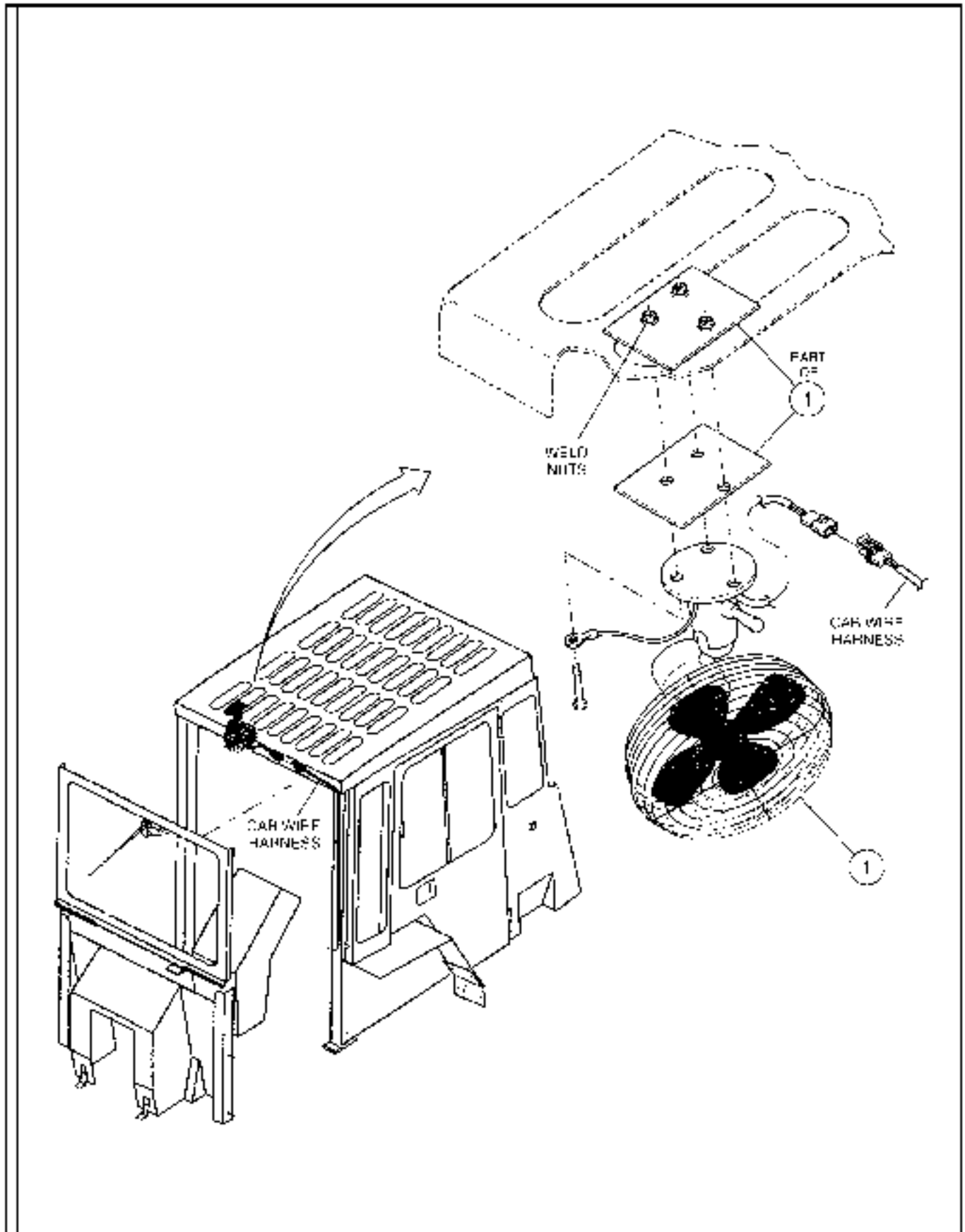
HEATER/DEFROSTER INSTALLATION



HEATER DEFROSTER INSTALLATION

ITEM	COMM. NO.	DESCRIPTION	QTY	DIMENSIONS/NOTES
		<i>Inst. Expires</i>		
1	59119776	Heater	1	
-	59125649	-Heater	1	
-	59854943	-Connector	1	
-	59854828	-Terminal	2	
-	59854877	-Seal	2	
2	96741046	Hardened Washer	8	
3	59887182	Hardened Washer	3	
4	95923314	Locknut	3	
5	95923322	Locknut	4	
6	95919254	H.F.C.S.	4	
7	59125658	Heater Wire Harness	1	
8	95301883	Clamp	1	
10	95097390	Nipple	2	
11	95010617	Coupling Reducer	2	
12	95090106	Worm Clamp	4	
13	59392795	Valve	2	
14	59325712	Fuse	1	10 Amp
15	59093930	Wire Harness	1	
16	13163449	Heater Hose	1	1981mm
17	13163456	Heater Hose	1	1418mm
18	59219212	Bracket	1	
19	59704111	Grommet	2	
20	95373973	Cable Tie	A/R	
21	59427196	Grommet	1	
22	59807941	Locknut	1	
23	59680983	Lockscrew	1	

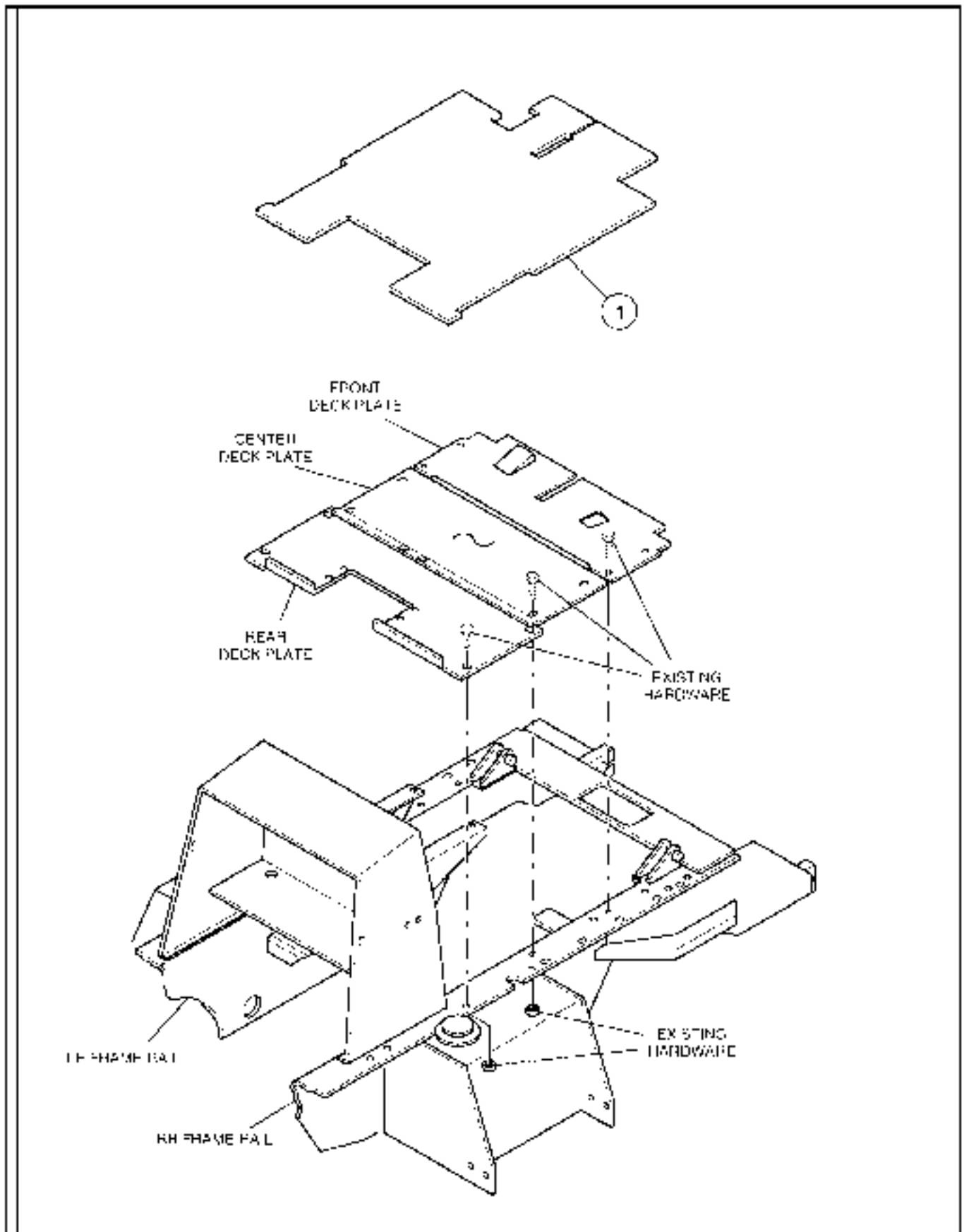
DEFROSTER INSTALLATION



DEFROSTER INSTALLATION

ITEM	COMM. NO.	DESCRIPTION	QTY	DIMENSIONS/NOTES
		<small>FORM 5072291</small>		
1	59109652	Defroster Kit	1	
-	59109595	-Dashboard Fan	1	
-	95563045	-HILCS	3	
-	59109679	-Backing Plate	1	
-	59109637	-Backing Plate	1	

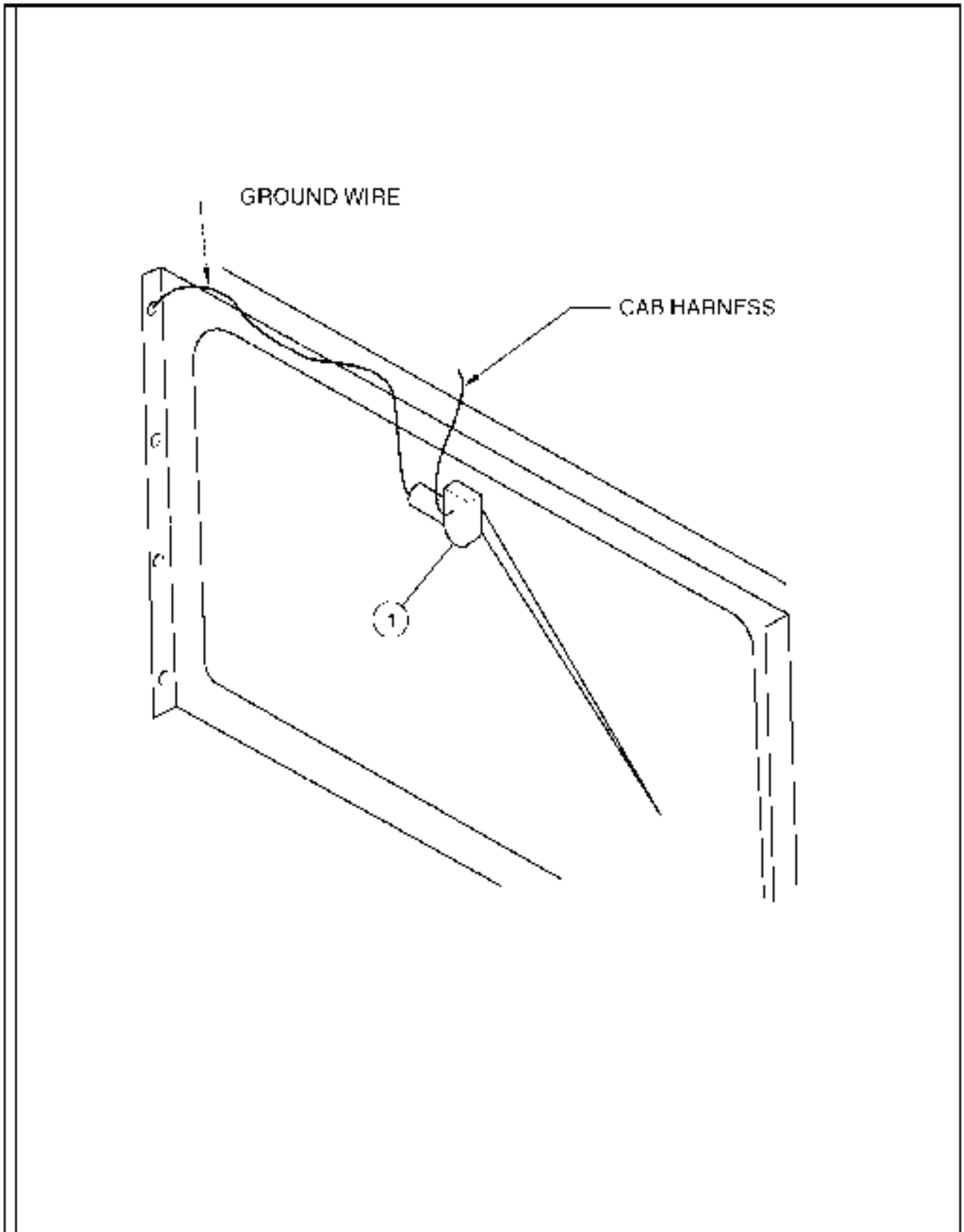
FLOOR MAT INSTALLATION



FLOOR MAT INSTALLATION

ITEM	COMM. NO.	DESCRIPTION	QTY	DIMENSIONS/NOTES
1	59222927	Floor Mat Kit	1	

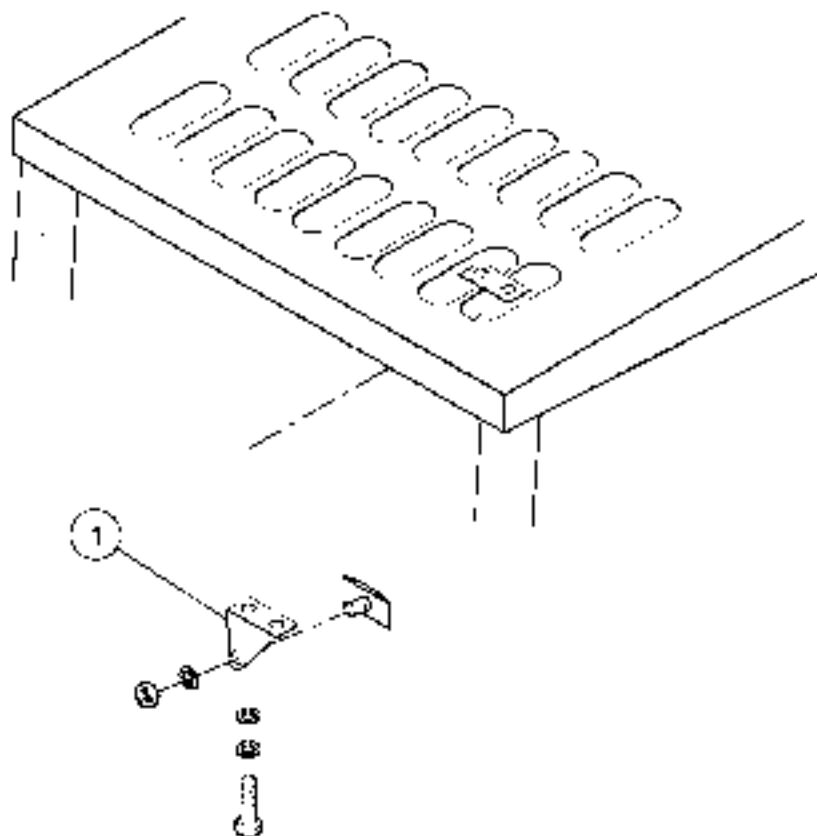
WIPER INSTALLATION



WIPER INSTALLATION

ITEM	COMM. NO.	DESCRIPTION	QTY	DIMENSIONS/NOTES
1	58883257	Wiper Kit	1	

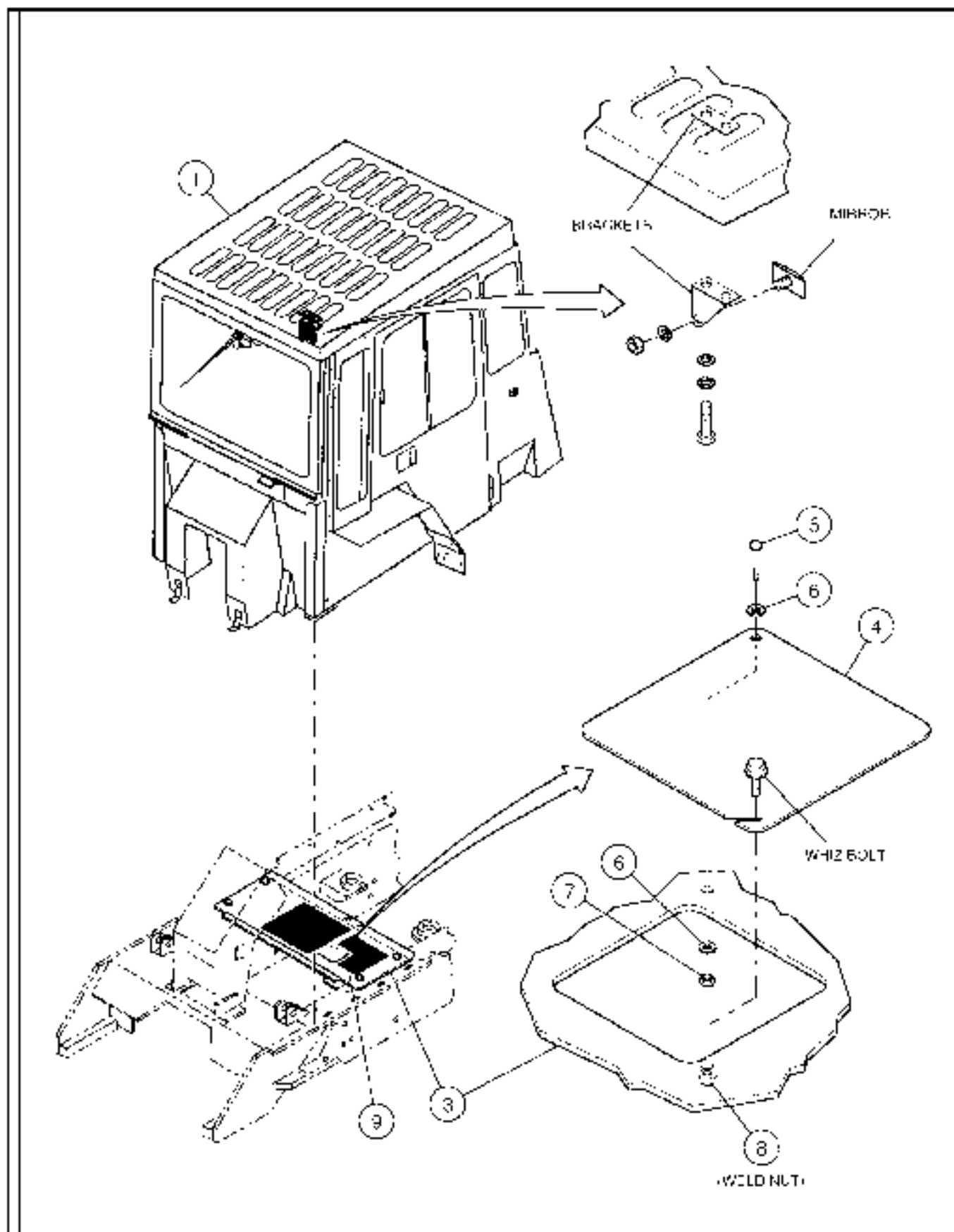
MIRROR INSTALLATION



MIRROR INSTALLATION

ITEM	COMM. NO.	DESCRIPTION	QTY	DIMENSIONS/NOTES
1	58884057	Mirror Kit	1	

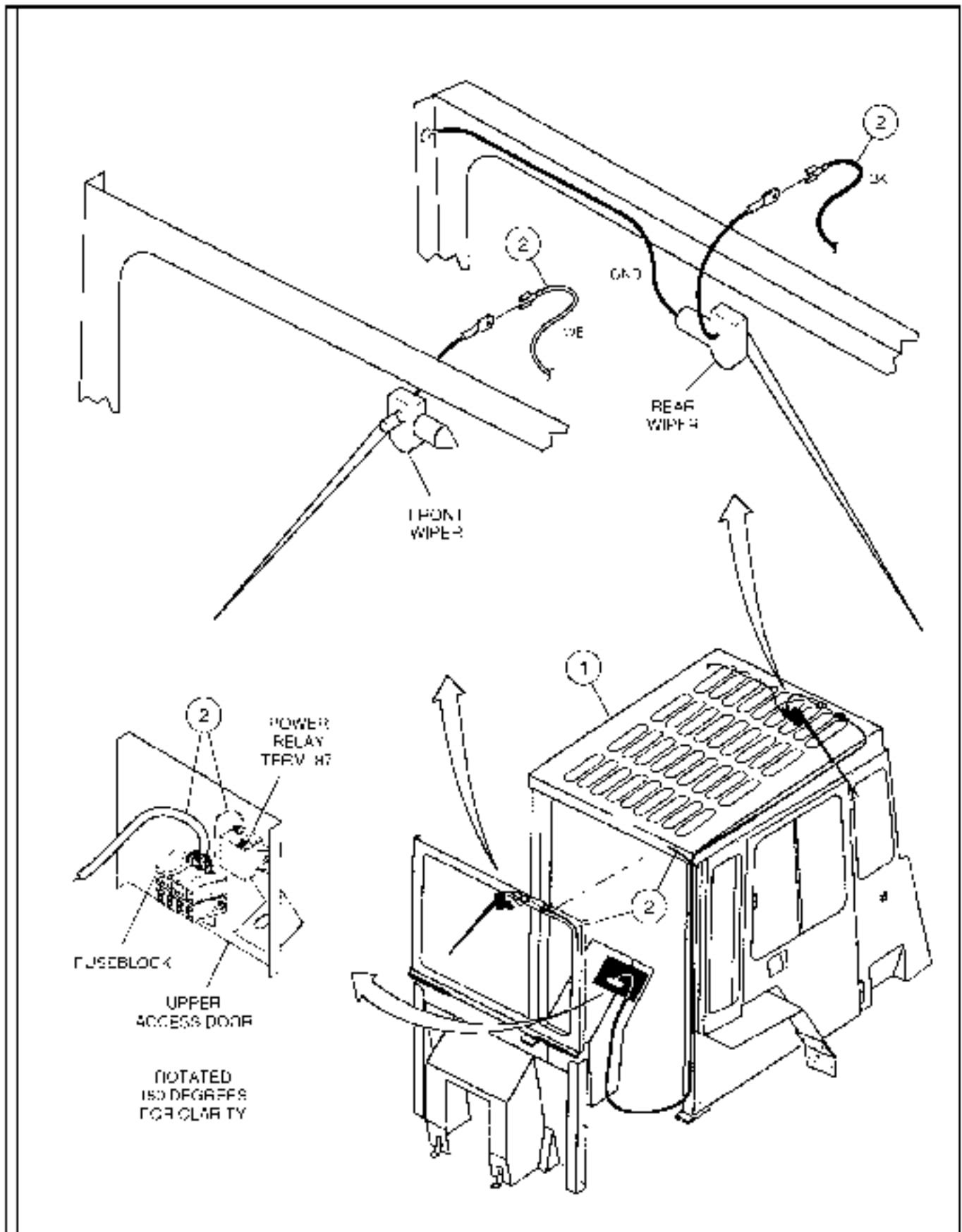
ENCLOSED CAB INSTALLATION - SHEET 1 OF 3



ENCLOSED CAB INSTALLATION - SHEET 1 OF 3

ITEM	COMM. NO.	DESCRIPTION	QTY	DIMENSIONS/NOTES
1	59223024	Enclosed Cab	1	See Breakdown - 1.5
3	59248492	Center Plate Deck	1	
4	59219220	Dipstick Cover Plate	1	
5	95920443	H.H.C.S.	1	
6	95922225	Washer	2	
7	95922829	Stop Nut	1	
8	59965962	Lockbolt	1	
9	13155338	Brake Deck Safety Tread (Effective with S/N 166742)	1	

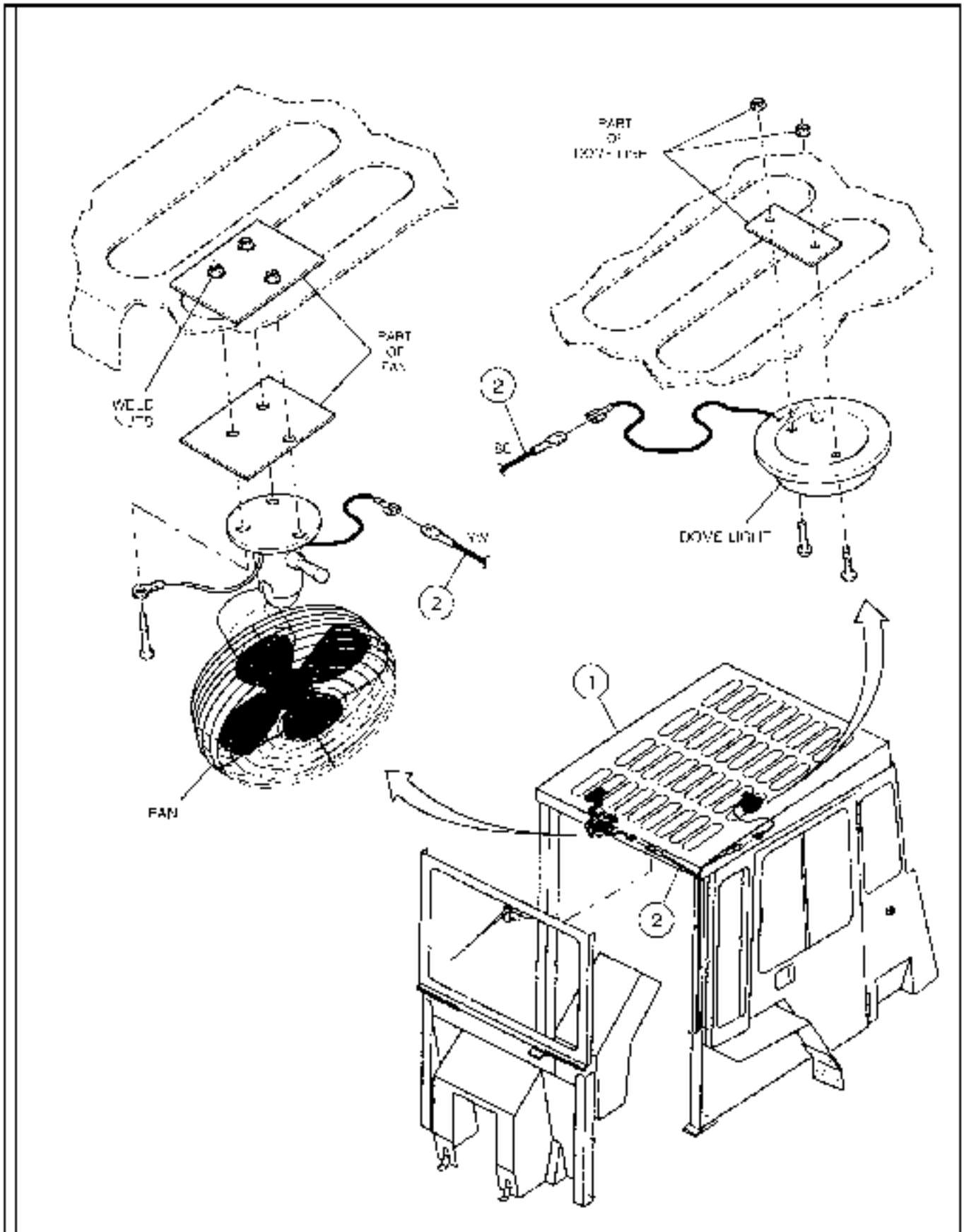
ENCLOSED CAB INSTALLATION - SHEET 2 OF 3



ENCLOSED CAB INSTALLATION - SHEET 2 OF 3

ITEM	COMM. NO.	DESCRIPTION	QTY	DIMENSIONS/NOTES
1	59223024	Enclosed Cab	1	See Breakdown - L5
2	59221614	Enclosed Cab Wiring Harness	1	

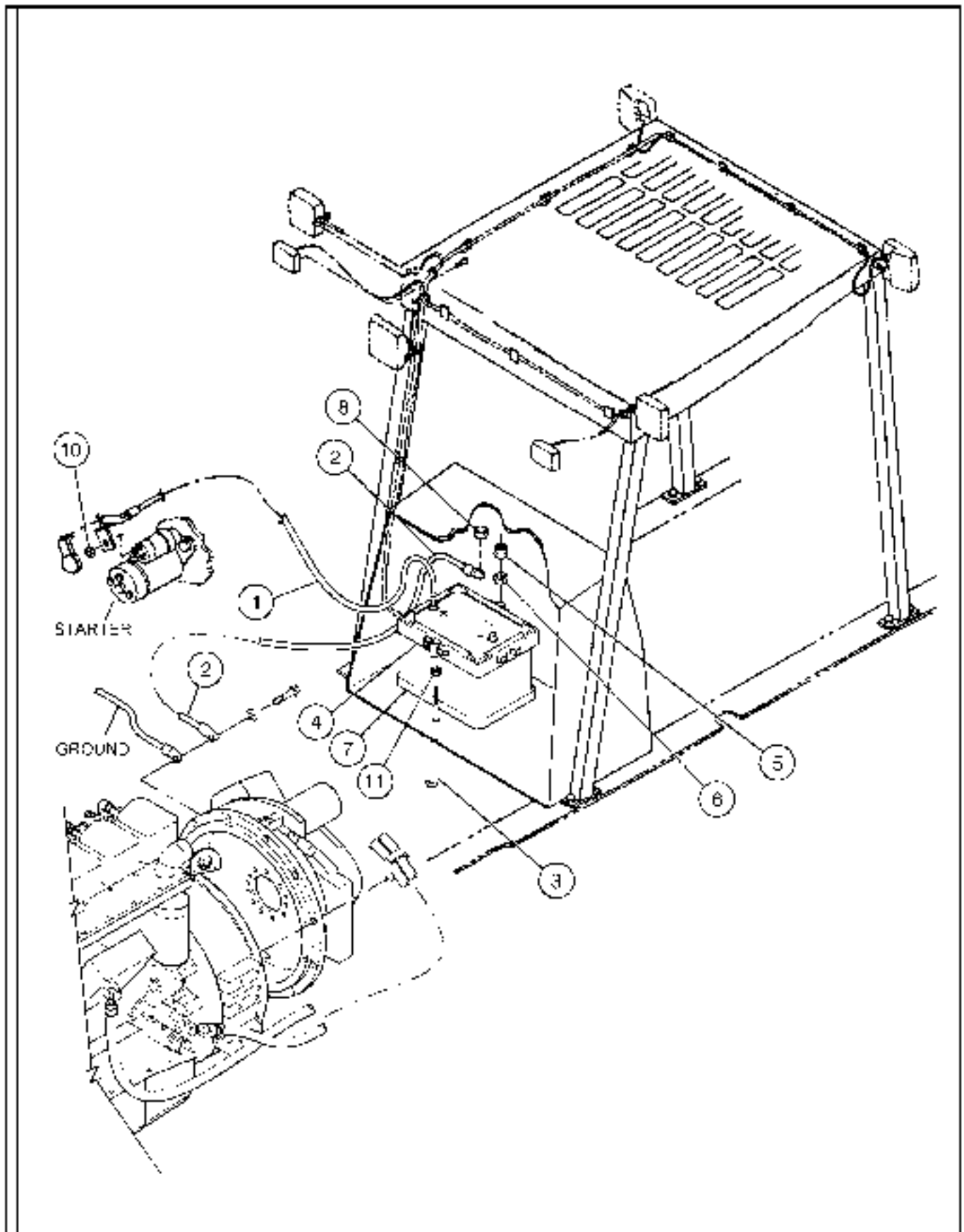
ENCLOSED CAB INSTALLATION - SHEET 3 OF 3



ENCLOSED CAB INSTALLATION - SHEET 3 OF 3

ITEM	COMM. NO.	DESCRIPTION	QTY	DIMENSIONS/NOTES
1	59223024	Enclosed Cab	1	See Breakdown - 1.5
2	59221614	Enclosed Cab Wiring Harness	1	

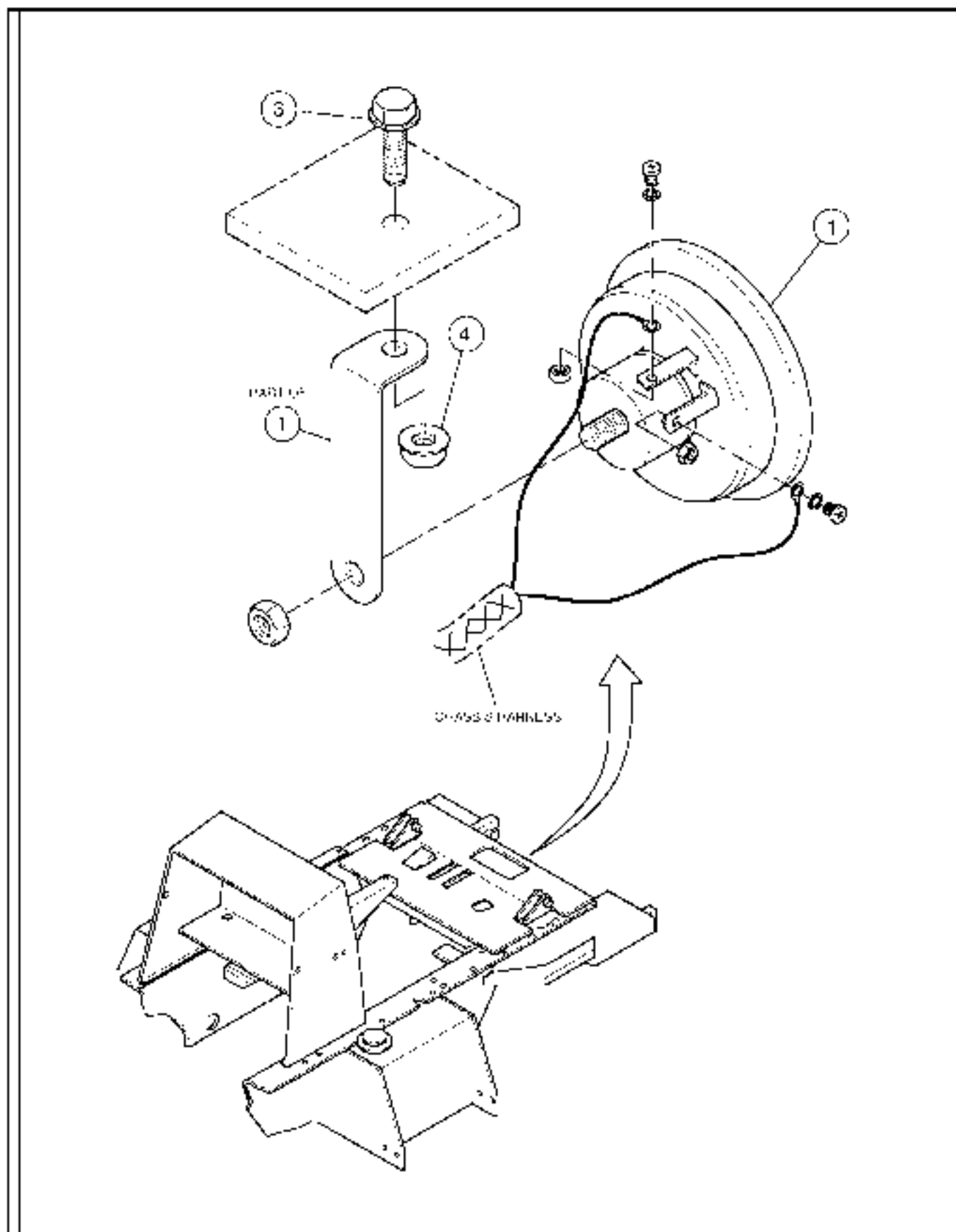
BATTERY INSTALLATION



BATTERY INSTALLATION

ITEM	COMM. NO.	DESCRIPTION	QTY	DIMENSIONS/NOTES
1	59208926	Positive Battery Cable	1	
2	59087189	Negative Battery Cable	1	
3	54516836	J-hook	2	
4	49181875	Battery Bracket	1	
5	96704606	Locknut	2	
6	96714399	Flatwasher	2	
7	59436931	Battery	1	
8	59365130	Nut	2	
10	96704812	Hex Nut	1	
11	96701370	Nut	2	

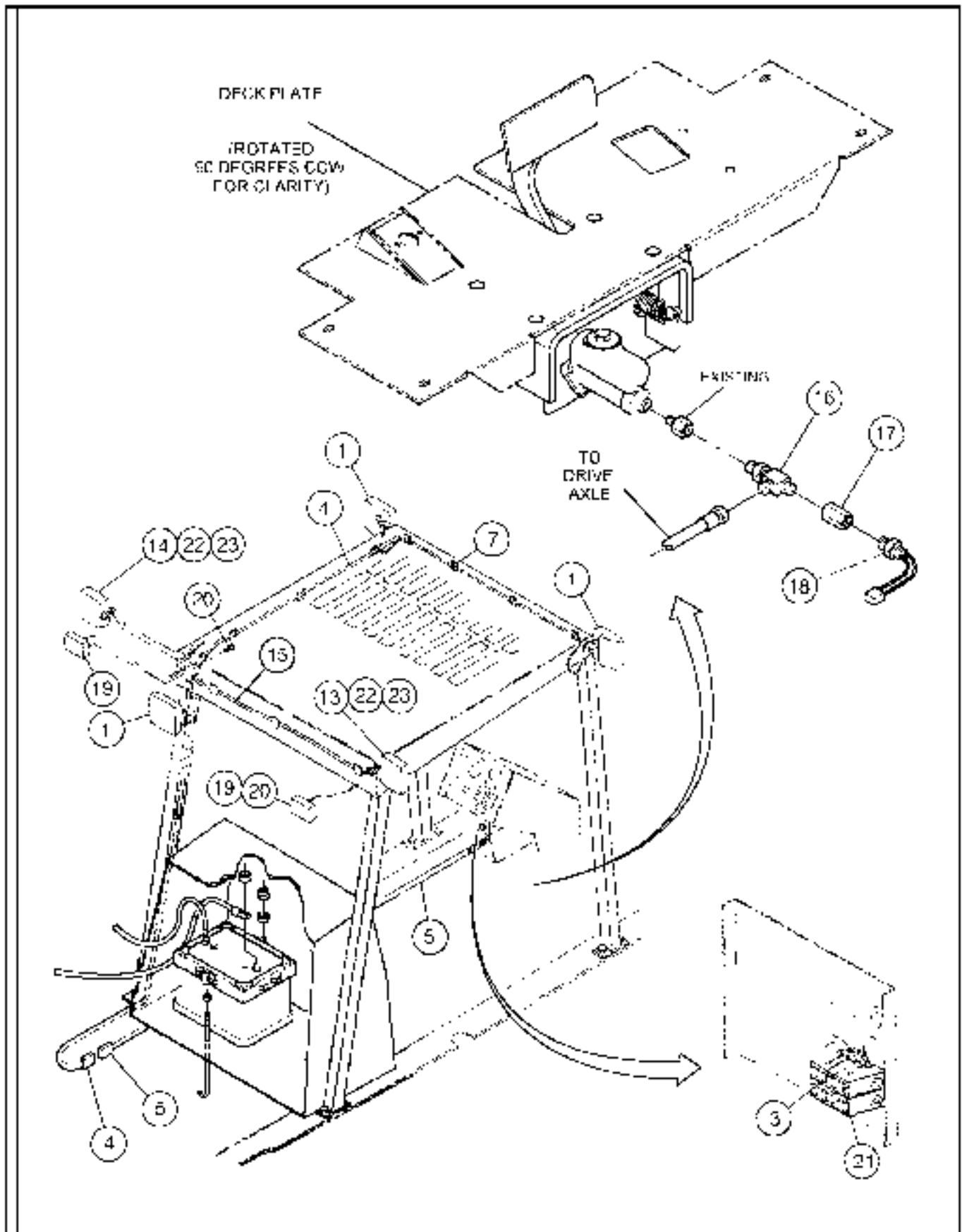
HORN INSTALLATION



HORN INSTALLATION

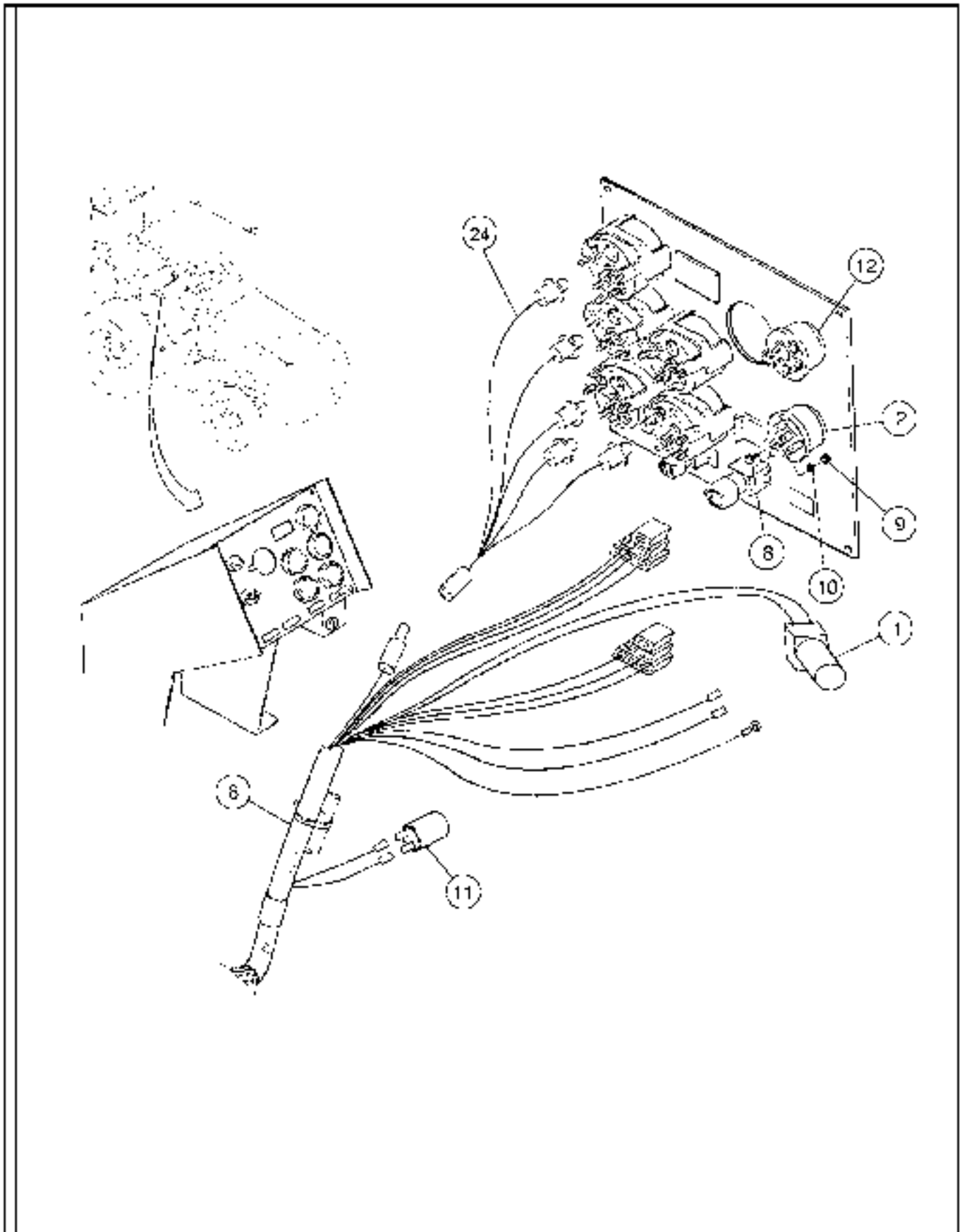
ITEM	COMM. NO.	DESCRIPTION	QTY	DIMENSIONS/NOTES
		<small>Item 5920071</small>		
1	N.S.S	Horn Assembly	1	
-	59200758	- Horn	1	
-	59200766	- Bracket	1	
3	59717702	Lockscrew	1	
4	59918573	Locknut	1	

WORK ROAD LIGHT INSTALLATION - SHEET 1 OF 3



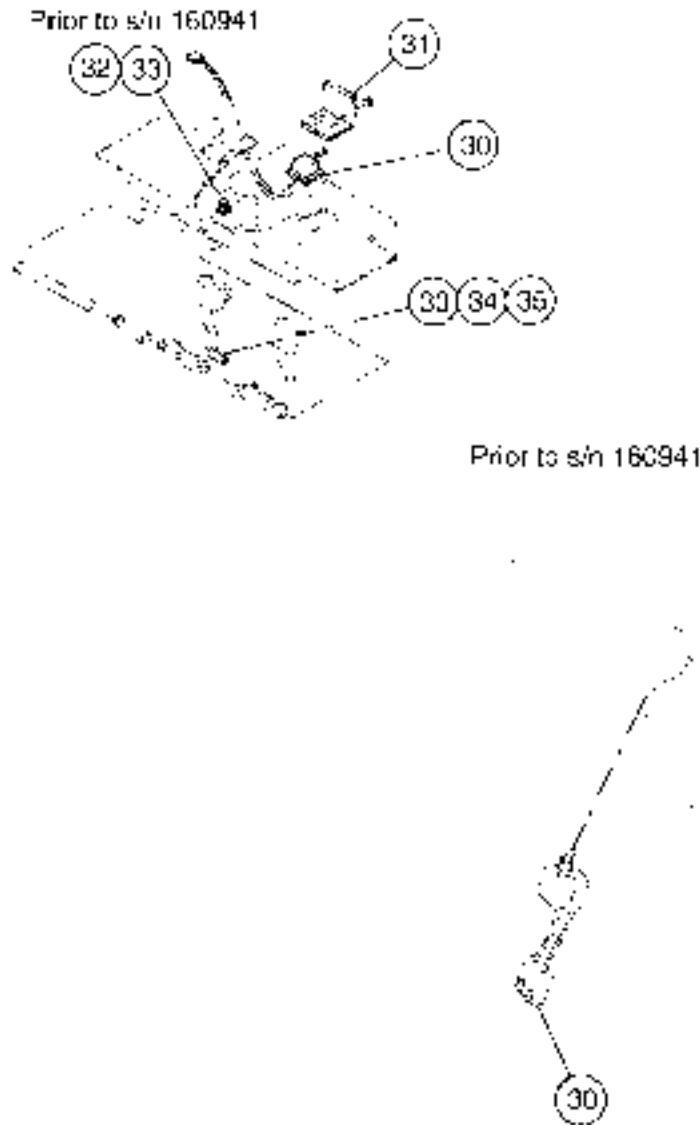
WORK ROAD LIGHT INSTALLATION - SHEET 1 OF 3

ITEM	COMM. NO.	DESCRIPTION	QTY	DIMENSIONS/NOTES
		<small>ITEM 5922656 & 5922611</small>		
1	59427039	Work Light	3	
3	59325720	Fuse	1	25 Amp
4	59219048	Lights Harness - OHC	1	
5	59231068	Chassis Light Harness	1	
7	59670554	Adhesive	AR	
13	58850926	Light Assembly	1	
14	58850934	Light Assembly	1	
15	59219030	Turnsignal/Breaker Wiring Harness	1	
16	59923060	Fitting (Effective with s/n 160941)	1	
17	59149369	Female Coupling (Effective with s/n 160941)	1	
18	59157792	Brake Light Switch (Effective with s/n 160941)	1	
19	58814104	Brake Lamp	2	
20	58850959	S.H.C.S.	4	
21	59483339	Fuse	1	15 Amp
22	59941682	Locknut	4	
23	59787465	Lockscrew	4	



WORK - ROAD LIGHT INSTALLATION - SHEET 2 OF 3

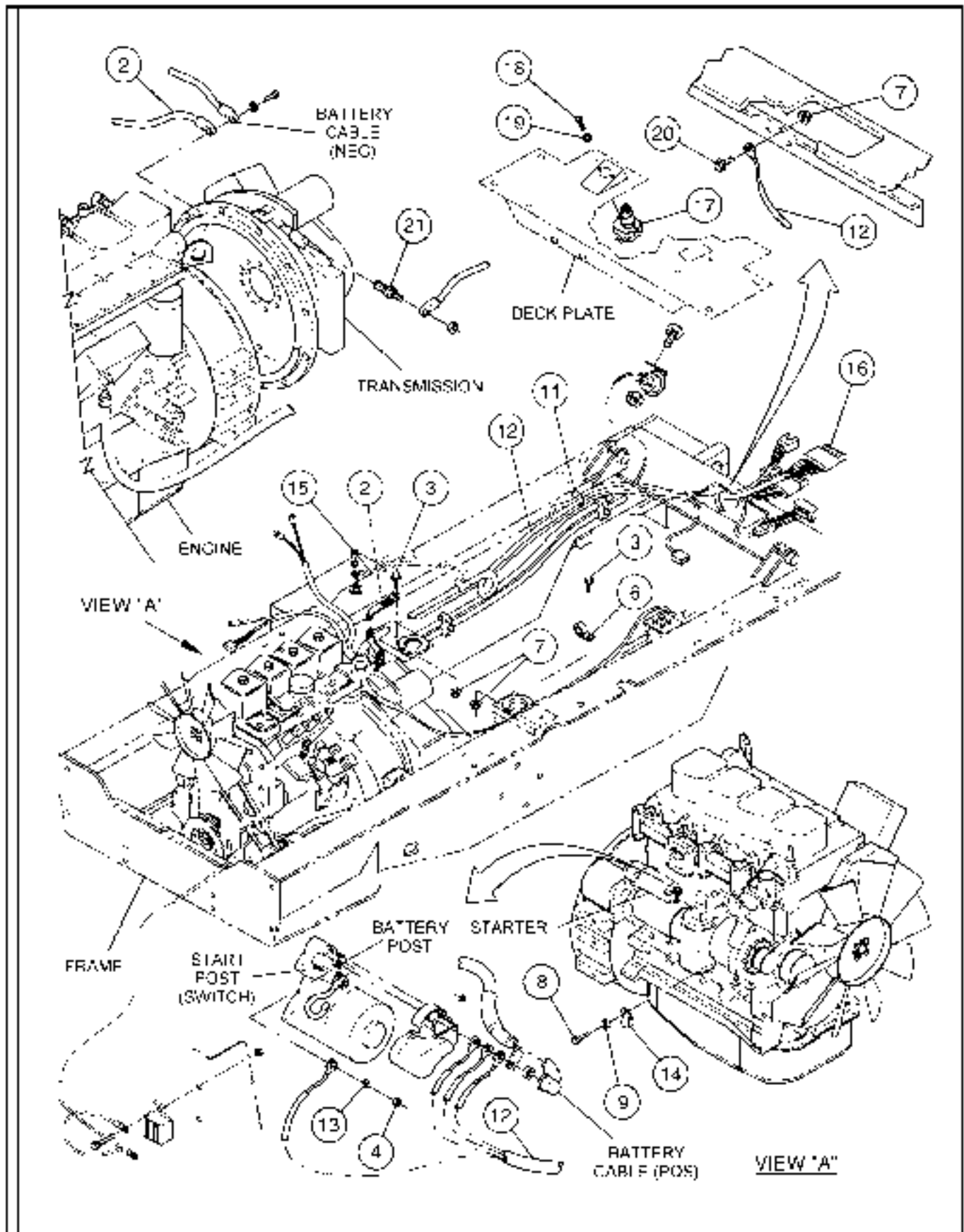
ITEM	COMM. NO.	DESCRIPTION	QTY	DIMENSIONS/NOTES
1	59427039	Work Light	3	
2	59988643	Switch	1	
6	59231076	Console Wire Harness	1	
8	95922118	Screw	1	
9	95923041	Hex Nut	1	
10	95207478	Lockwasher	1	
11	59759720	Flasher	1	
12	59988683	Signals/Flashers Switch	1	
24	59231027	Wire Harness (Standard Gauge Panel Lights)	1	
-	58850694	Wire Harness (Optional Gauge Panel Lights)	1	



WORK / ROAD LIGHT INSTALLATION - SHEET 3 OF 3

ITEM	COMM. NO.	DESCRIPTION	QTY	DIMENSIONS/NOTES
30	58850991	Switch Assembly (Prior to s/n 160941)	2	
31	58871286	Mounting Bracket (Prior to s/n 160941)	1	
32	95919155	T.H.C.S. (Prior to s/n 160941)	2	
33	95922324	Flatwasher (Prior to s/n 160941)	4	
34	58871393	Roller (Prior to s/n 160941)	1	
35	95923058	Jam Nut (Prior to s/n 160941)	2	

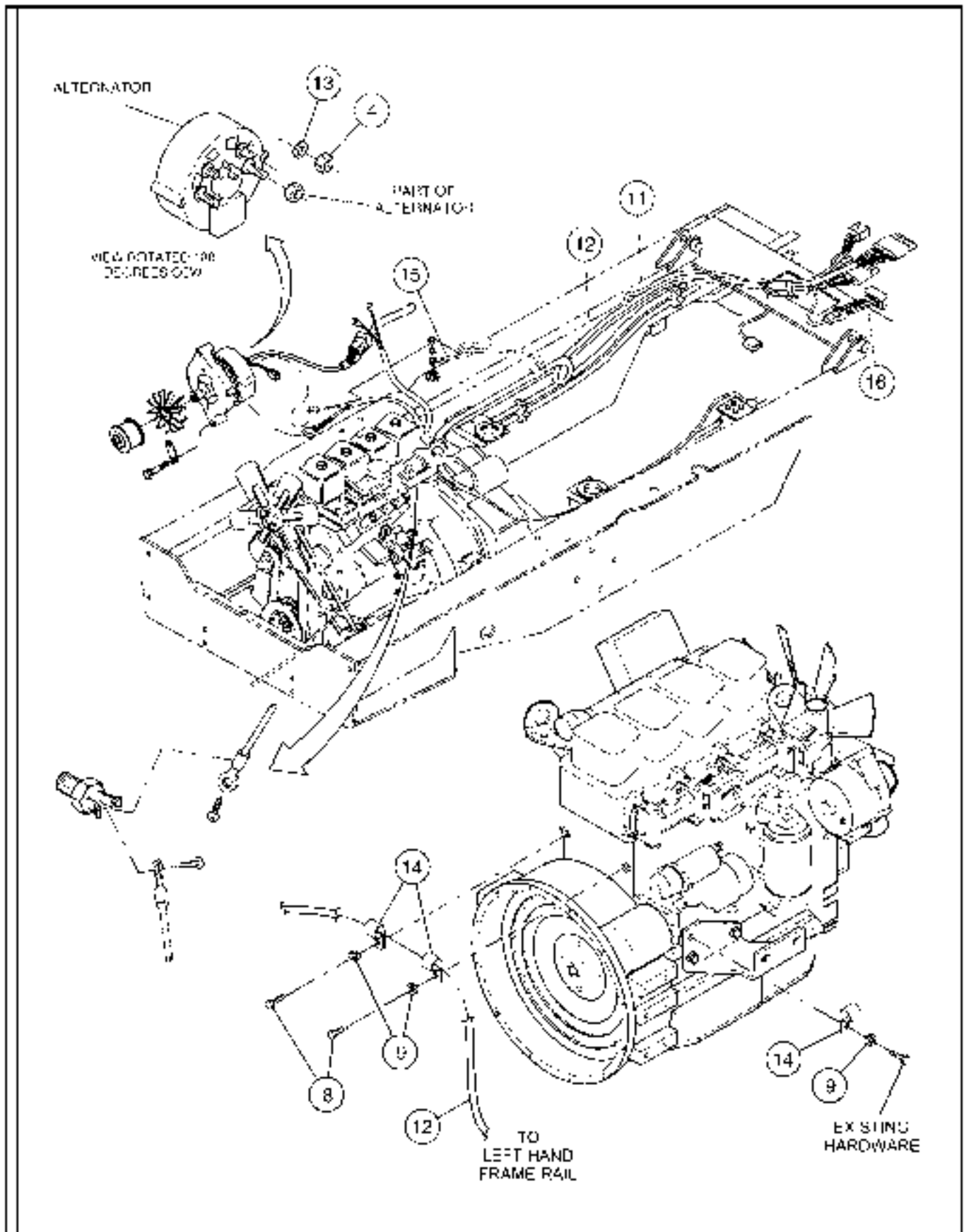
MAIN WIRING HARNESS INSTALLATION - SHEET 1 OF 3



MAIN WIRING HARNESS INSTALLATION - SHEET 1 OF 3

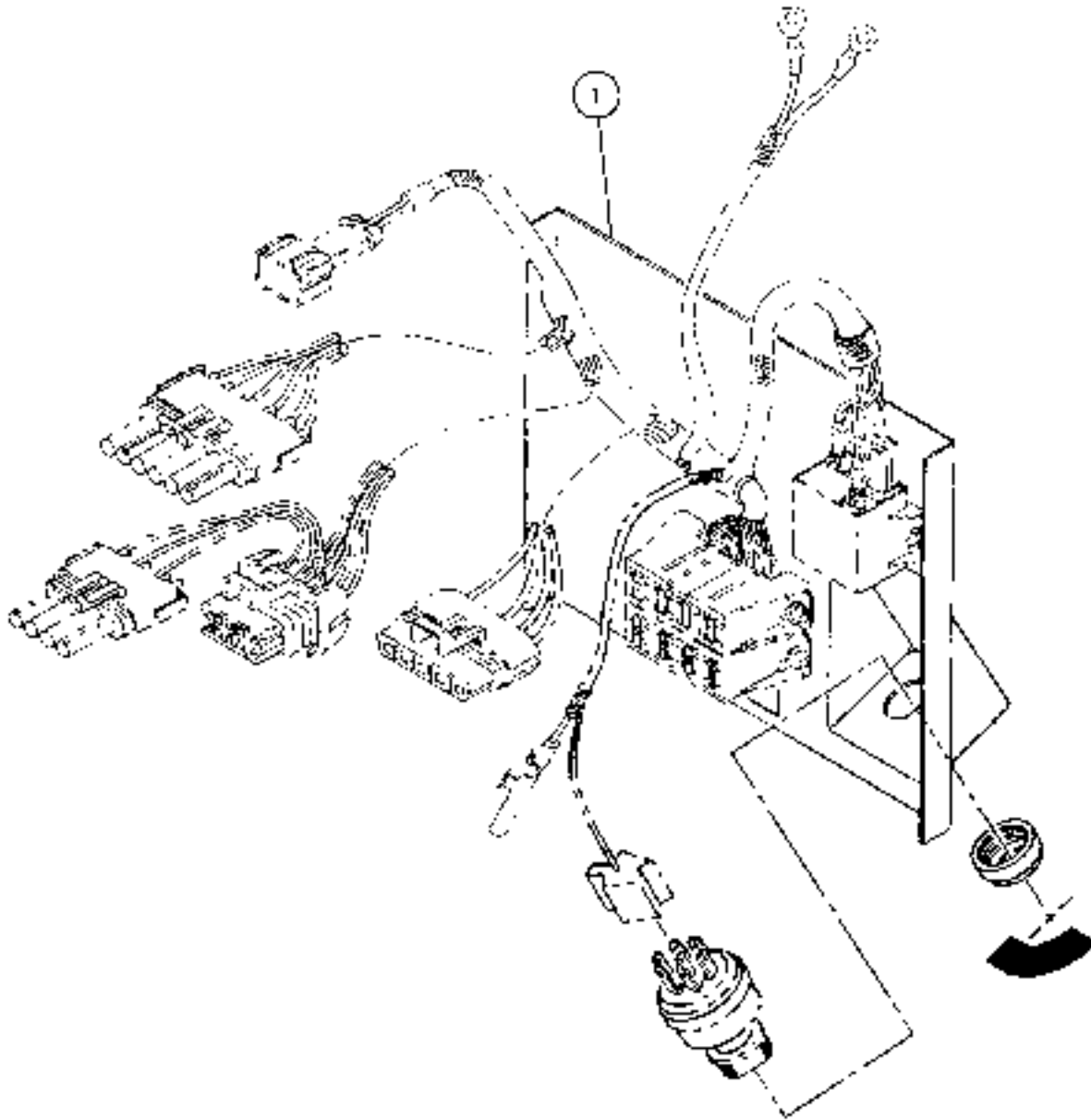
ITEM	COMM. NO.	DESCRIPTION	QTY	DIMENSIONS/NOTES
2	59113829	Ground Strap	1	
3	59928606	Lockscrew	2	
4	96705132	Hex Nut	2	
6	59726075	Clamp	1	
7	59918573	Locknut	3	
8	96704495	H.H.C.S.	3	
9	96738596	Hardened Flatwasher (Effective w/ s/n 166113)	4	
-	96738596	Hardened Flatwasher (Prior to s/n 166113)	3	
11	95424586	Cable Tie	A/R	
12	59207274	Chassis Wire Harness	1	
13	95931366	Lockwasher	2	
14	59726075	Insulated Clamp (Effective w/ s/n 166113)	4	
-	59726075	Insulated Clamp (Prior to s/n 166113)	3	
15	59974915	Term	A/R	
16	58814815	Resistor	1	
17	58788852	Dump Switch	1	
18	96704564	H.H.C.S.	2	
19	59545616	Lockwasher	2	
20	59869917	Lockscrew	1	
21	59302554	Sender	1	

MAIN WIRING HARNESS INSTALLATION - SHEET 2 OF 3



MAIN WIRING HARNESS INSTALLATION - SHEET 2 OF 3

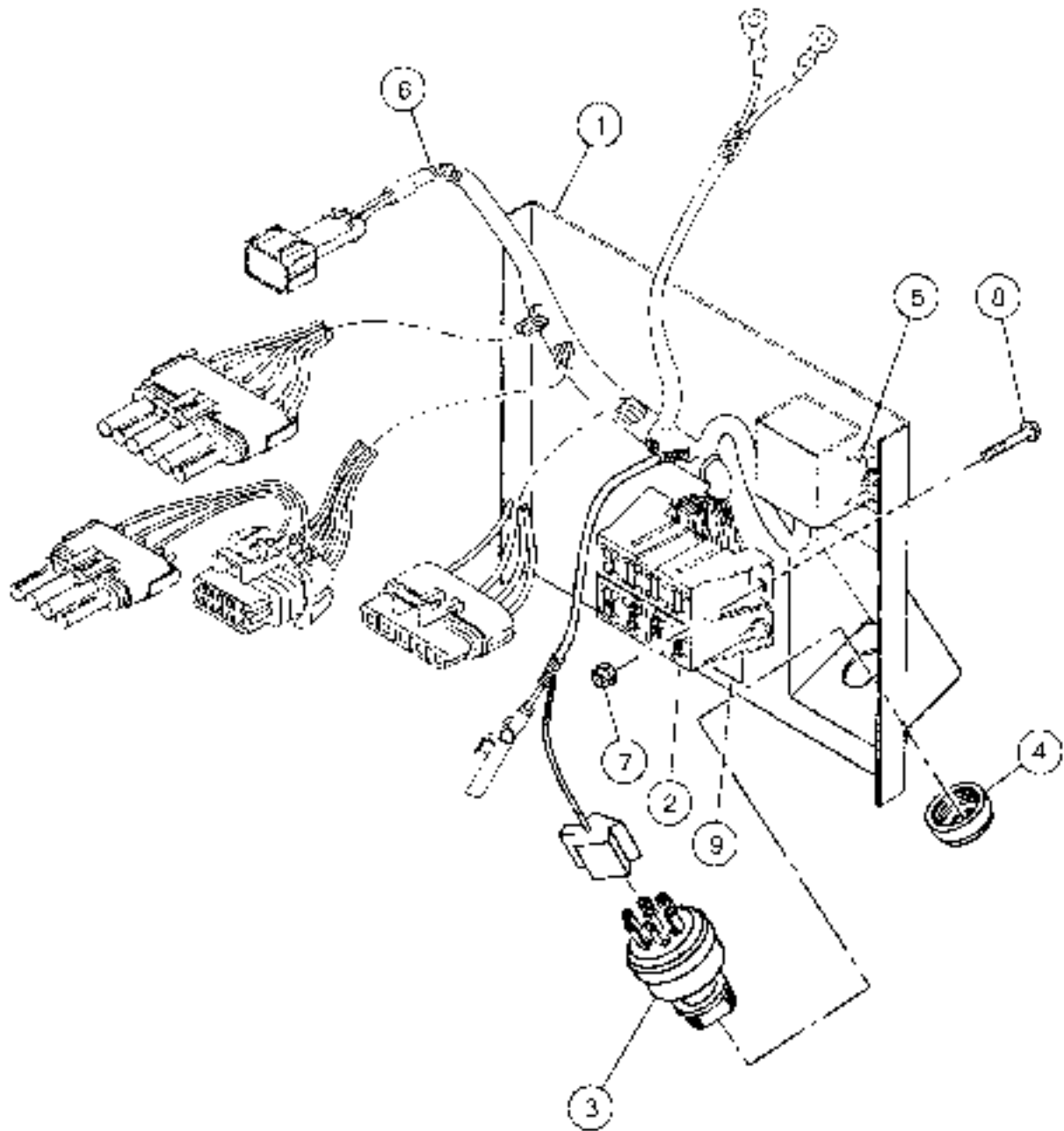
ITEM	COMM. NO.	DESCRIPTION	QTY	DIMENSIONS/NOTES
7	96705132	Hex Nut	2	
8	96704495	H.F.L.C.S.	3	
9	96738596	Hardened Flatwasher (Effective w/ s/n 166113)	4	
-	96738596	Hardened Flatwasher (Prior to s/n 166113)	3	
11	95424586	Cable Tie	A/R	
12	59207274	Chassis Wire Harness	1	
13	95931366	Lockwasher	2	
14	59726075	Insulated Clamp (Effective w/ s/n 166113)	4	
-	59726075	Insulated Clamp (Prior to s/n 166113)	3	
15	59074915	Fuses	A/R	
16	58814815	Rectifier	1	



MAIN WIRING HARNESS INSTALLATION - SHEET 3 OF 3

ITEM	COMM. NO.	DESCRIPTION	QTY	DIMENSIONS/NOTES
1	59231084	Switch Panel Assembly	1	

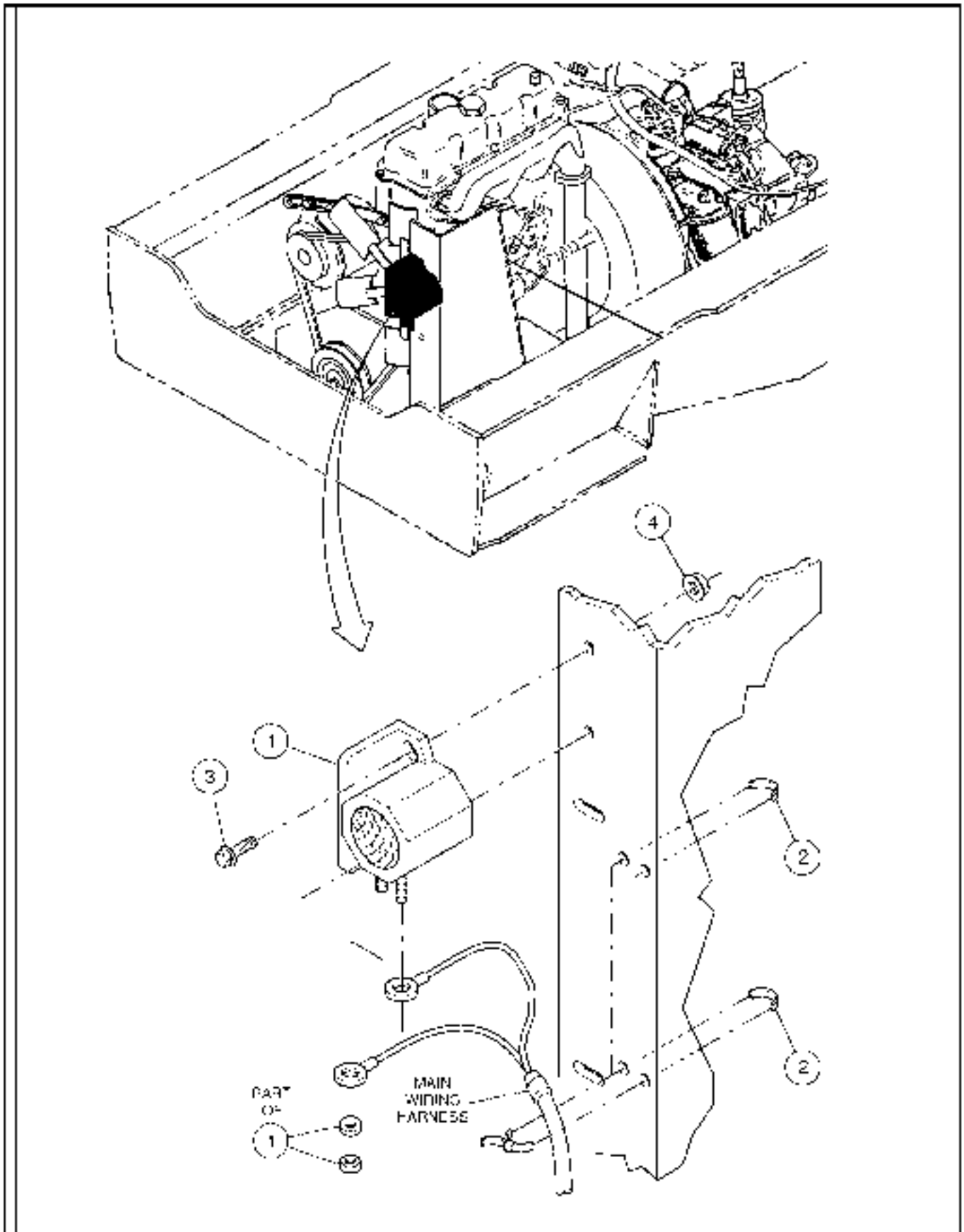
SWITCH PANEL ASSEMBLY



SWITCH PANEL ASSEMBLY

ITEM	COMM. NO.	DESCRIPTION	QTY	DIMENSIONS/NOTES
		<small>ITEM POSITION</small>		
1	59127076	Upper Access Door	1	
2	59325712	Fuse	5	10 Amp
3	59126946	Ignition Switch	1	
-	58917261	-Ignition Key	1	
4	59126961	Ignition Switch Nut	1	
5	59818393	Power Relay	1	
6	59231192	Power Harness	1	
7	95938437	Locknut	6	
8	59480996	Lockscrew	6	
9	59087387	Decal: Fuse	1	

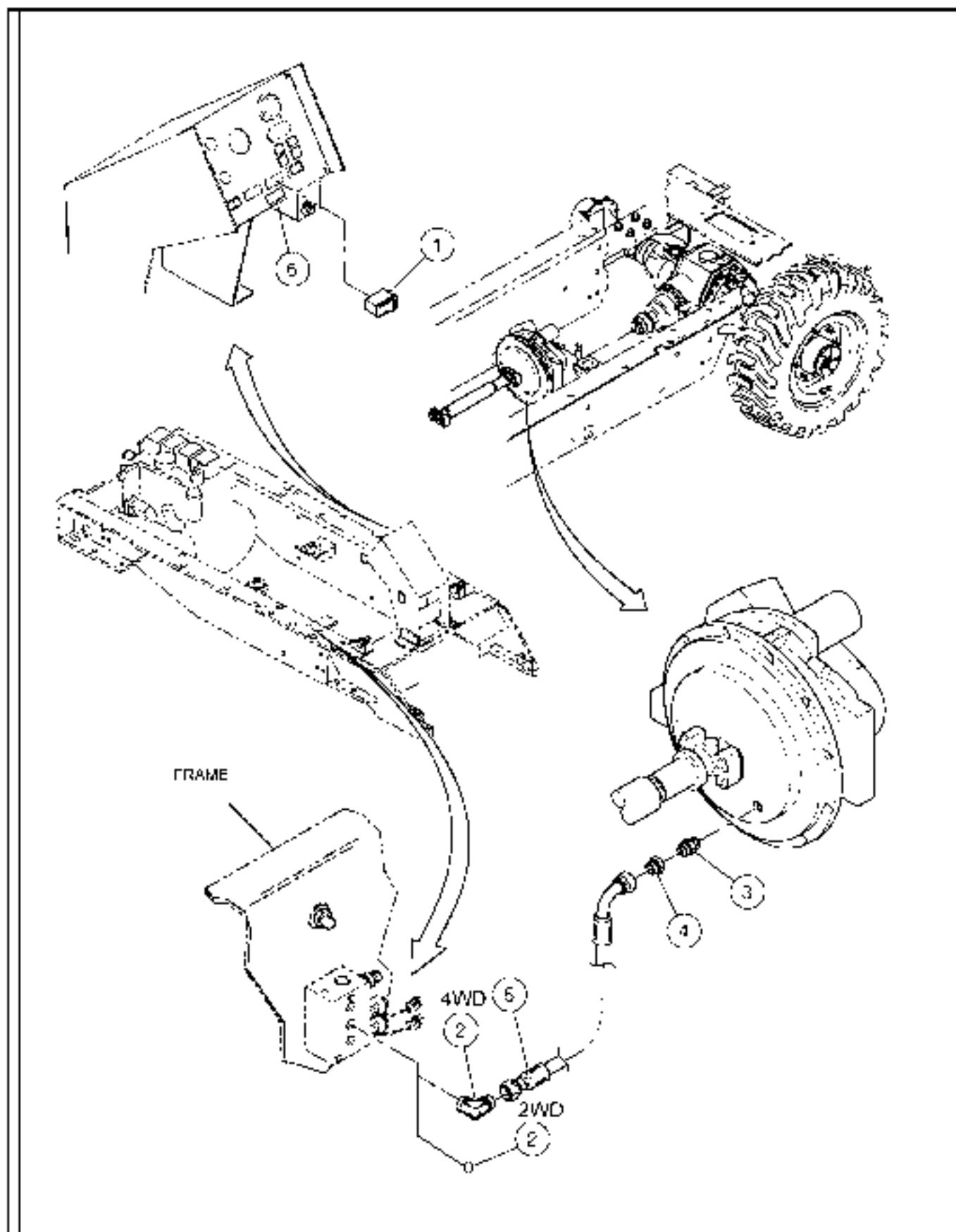
BACKUP ALARM INSTALLATION



BACKUP ALARM INSTALLATION

ITEM	COMM. NO.	DESCRIPTION	QTY	DIMENSIONS/NOTES
		<small>FORM 5021A-75</small>		
1	59184143	Backup Alarm	1	
2	95373973	Cable Tie	A/R	
3	59965962	Locksew	2	
4	59941682	Locknut	2	

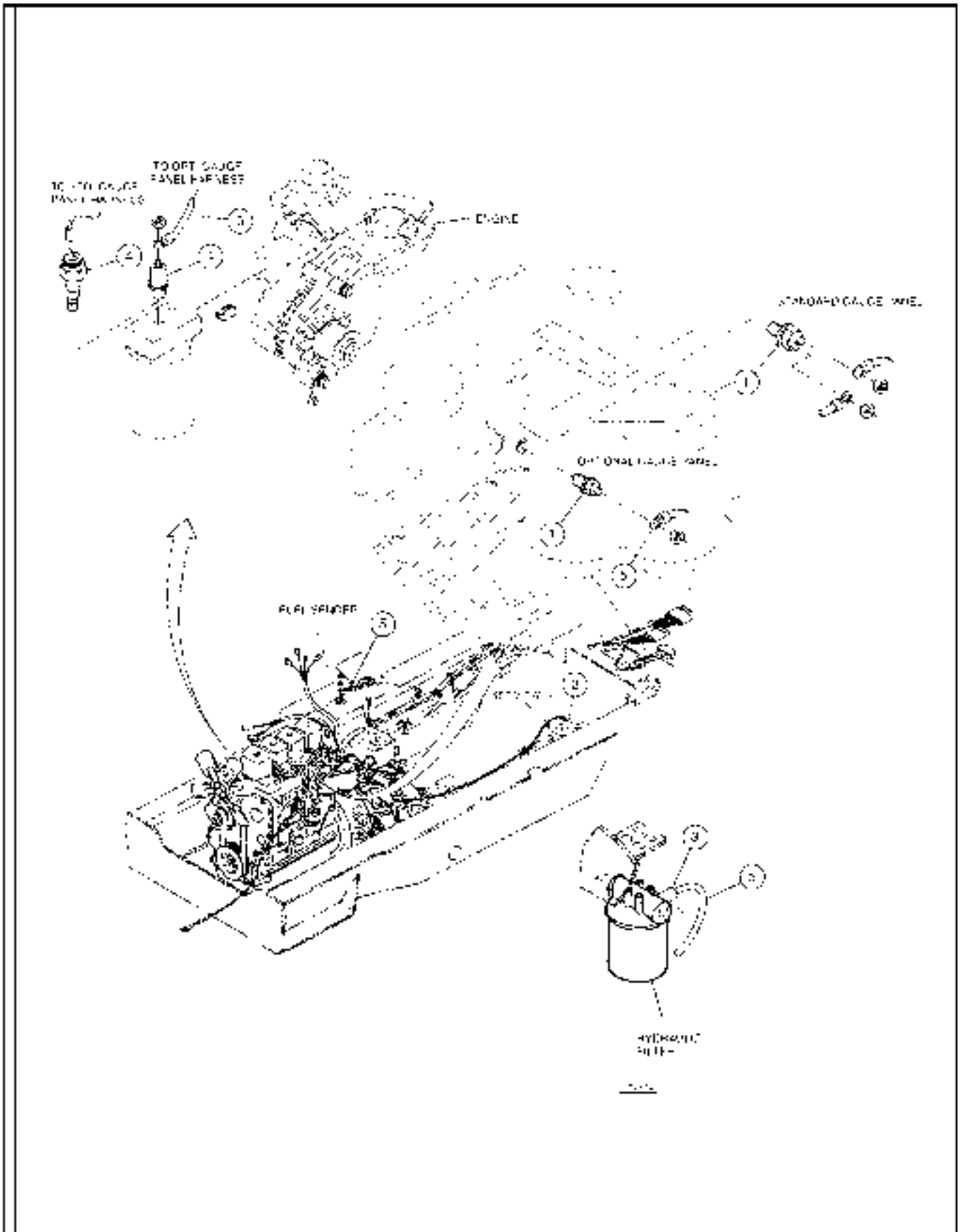
2WD/4WD CONTROL INSTALLATION



2WD/4WD CONTROL INSTALLATION

ITEM	COMM. NO.	DESCRIPTION	QTY	DIMENSIONS/NOTES
		<small>ITEM PARTIAL QUANTITY</small>		
1	59129155	Switch Assembly (4WD)	1	
2	59922807	Adapter (4WD)	1	
-	95323366	Plug (2WD)	1	
3	59922518	Straight Adapter (4WD)	1	
4	59923961	Adapter (4WD)	1	
5	59218891	Hose Assembly (4WD)	1	29.0"
6	59219147	Deal; 4WD Disconnect (4WD)	1	

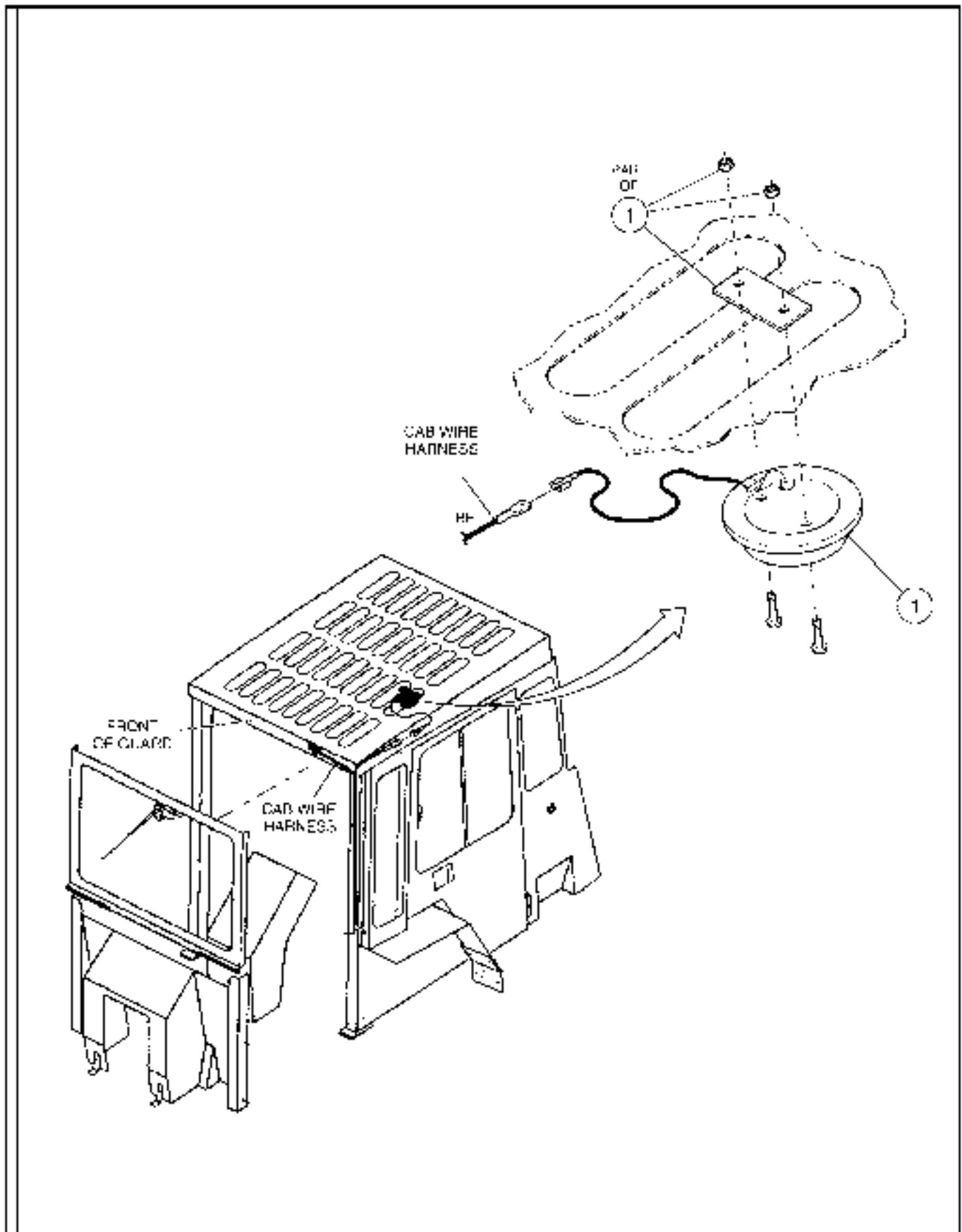
SENDER INSTALLATION



SENDER INSTALLATION

ITEM	COMM. NO.	DESCRIPTION	QTY	DIMENSIONS/NOTES
1	59816322	Water Temperature Sender (Optional)	1	
-	98848094	Water Temperature Sender (Standard)	1	
3	59414979	Indicator (Optional)	1	
4	58878090	Oil Sender (Optional)	1	
-	59971457	Oil Pressure Switch (Standard)	1	
5	59231175	Gauge Wire Harness (Optional)	1	

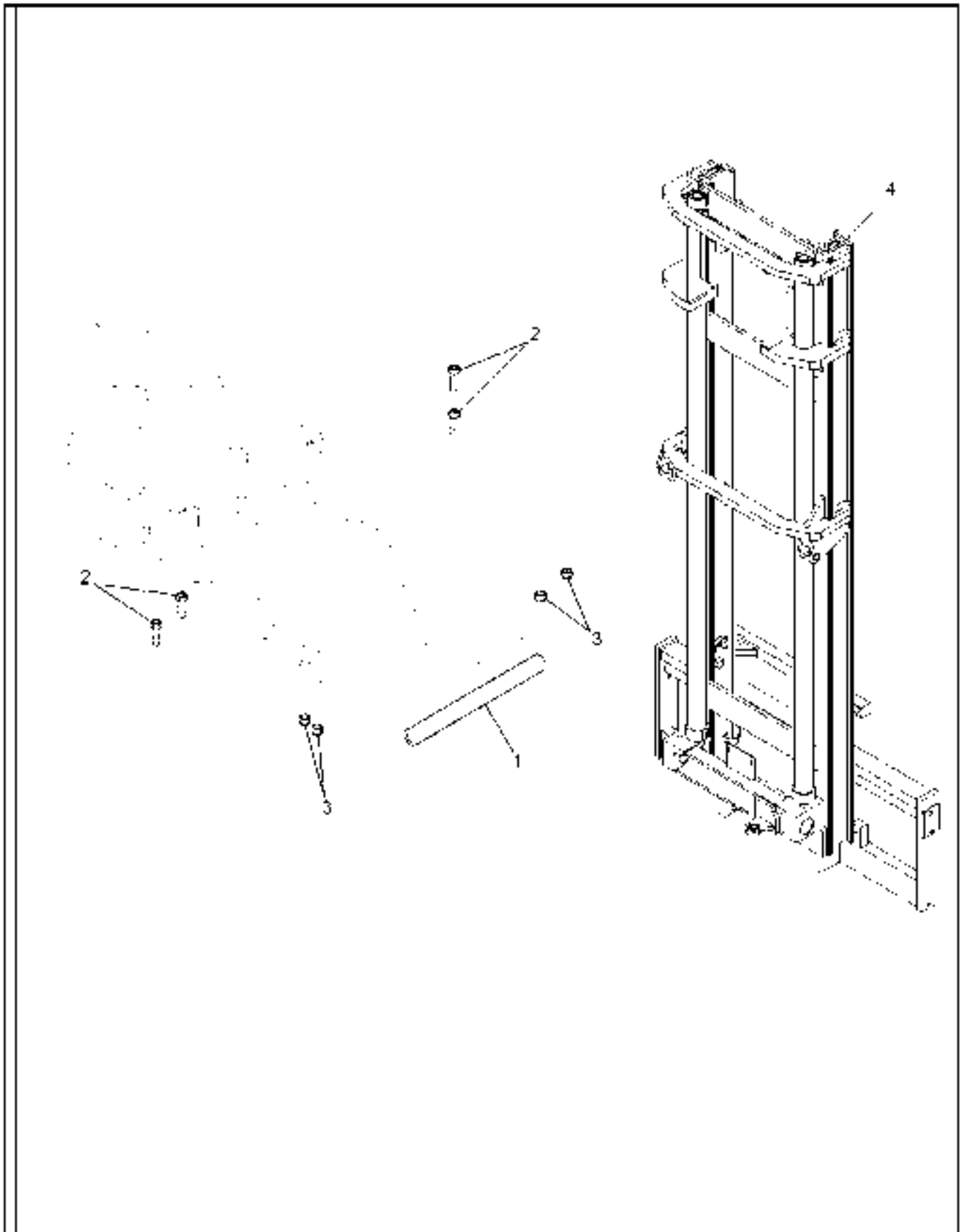
DOME LIGHT INSTALLATION



DOME LIGHT INSTALLATION

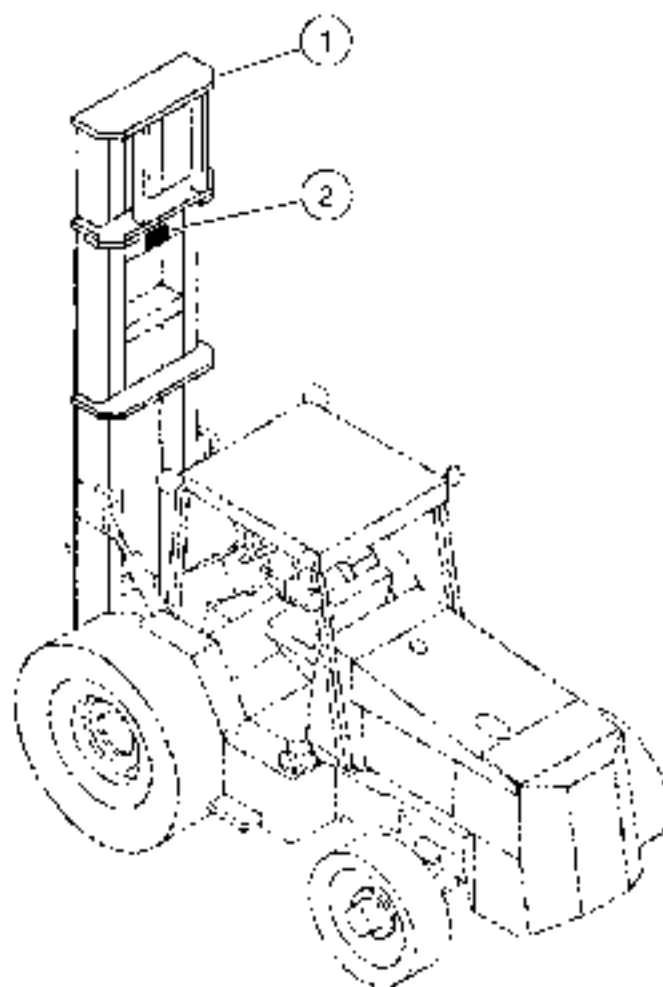
ITEM	COMM. NO.	DESCRIPTION	QTY	DIMENSIONS/NOTES
1	58883273	Dome Light Kit	1	

MAST PIVOT INSTALLATION



MAST PIVOT INSTALLATION

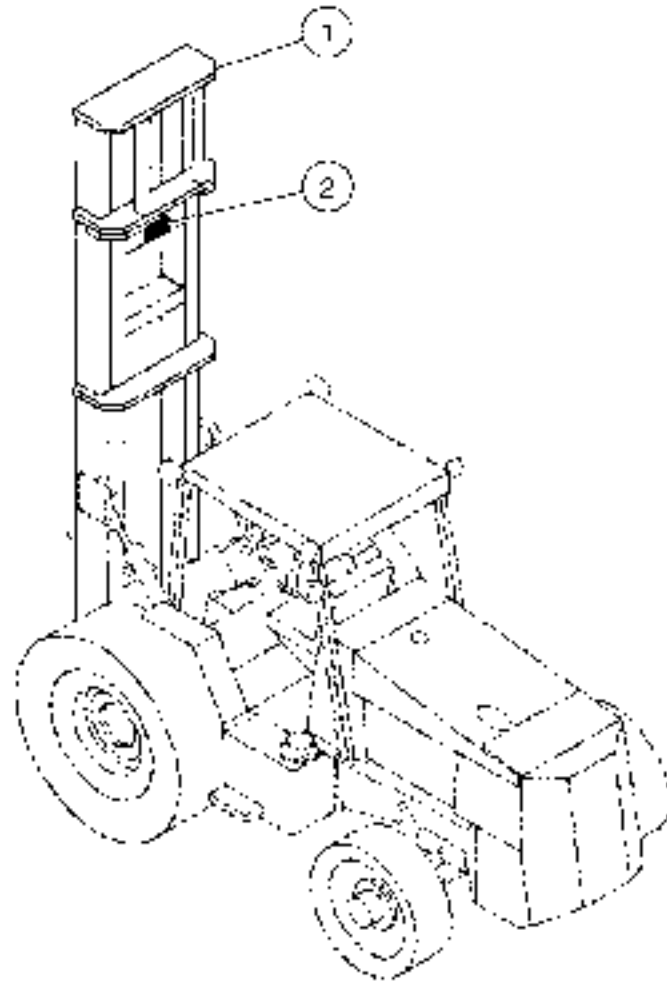
ITEM	COMM. NO.	DESCRIPTION	QTY	DIMENSIONS/NOTES
		<small>ITEM 920620</small>		
1	59201772	Pivot Shaft	1	
2	95919932	H.H.C.S.	4	
3	95923355	Locknut	4	
4	N.S.V.A.	Mast/Carriage Assembly 612MV	1	See Section - F.2
-	N.S.V.A.	Mast/Carriage Assembly 614FL	1	See Section - F.3
-	N.S.V.A.	Mast/Carriage Assembly 615MV	1	See Section - F.4
-	N.S.V.A.	Mast/Carriage Assembly 622FL	1	See Section - F.5
-	N.S.V.A.	Mast/Carriage Assembly 622MV	1	See Section - F.6
-	N.S.V.A.	Mast/Carriage Assembly 814FL	1	See Section - F.7
-	N.S.V.A.	Mast/Carriage Assembly 815MV	1	See Section - F.8
-	N.S.V.A.	Mast/Carriage Assembly 816FL	1	See Section - F.9
-	N.S.V.A.	Mast/Carriage Assembly 822FL	1	See Section - F.10
-	N.S.V.A.	Mast/Carriage Assembly 822MV	1	See Section - F.11



MAST/CARRIAGE ASSEMBLY 612MV 48H

ITEM	COMPL. NO.	DESCRIPTION <small>MAST/CARRIAGE ASSEMBLY</small>	QTY	DIMENSIONS/NOTES
1	59283713	Mast/Carriage Assembly 612MV-48H	1	
-	59283697	-612MV Mast	1	
2	59004838	Decal, 12ft	1	

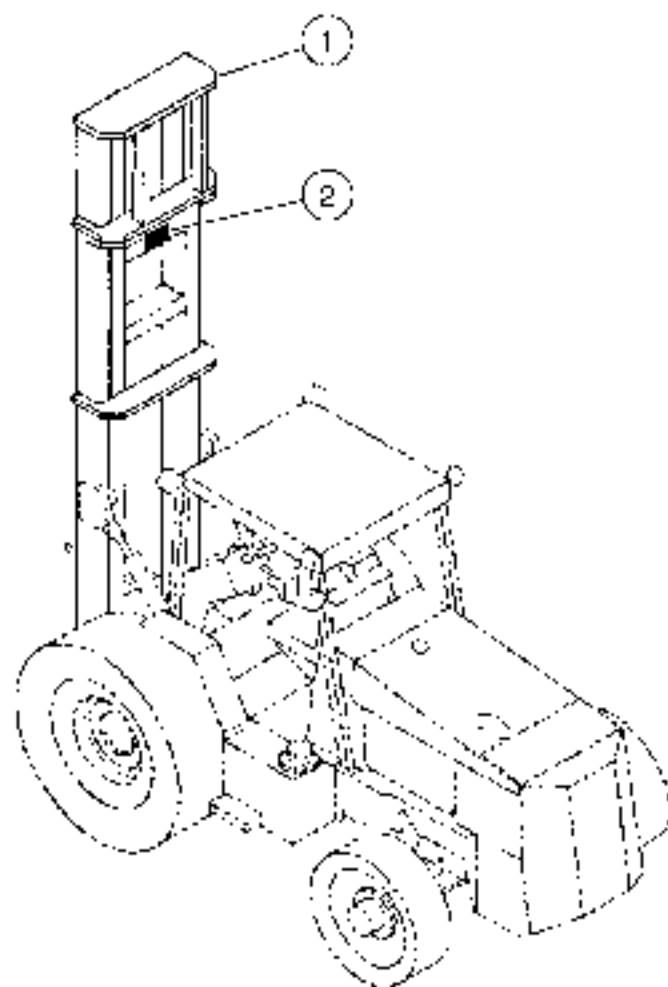
MAST/CARRIAGE ASSEMBLY 612MV 60H



MAST/CARRIAGE ASSEMBLY 612MV-60H

ITEM	COMPL. NO.	DESCRIPTION	QTY	DIMENSIONS/NOTES
1	59283721	Mast/Carriage Assembly 612MV-60H	:	
-	59283697	-612MV Mast	:	
2	59004878	Decal: 12ft	:	

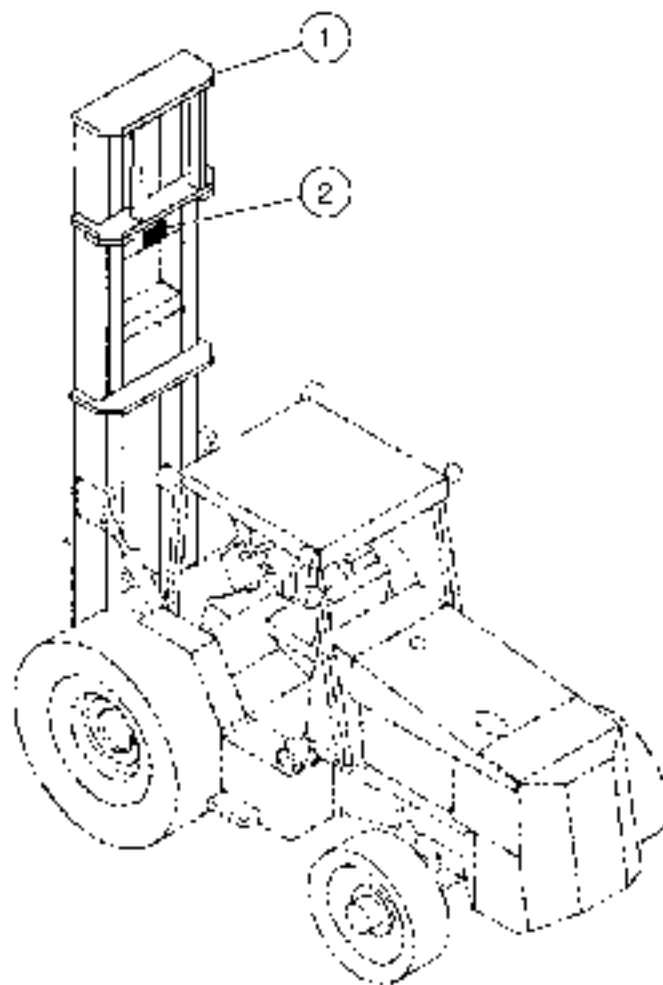
MAST/CARRIAGE ASSEMBLY 612MV-60S



MAST/CARRIAGE ASSEMBLY 612MV-60S

ITEM	COMPL. NO.	DESCRIPTION	QTY	DIMENSIONS/NOTES
1	59283739	Mast/Carriage Assembly 612MV-60S	1	
-	59283697	-612MV Mast	1	
2	59004838	Decal: 1211	1	

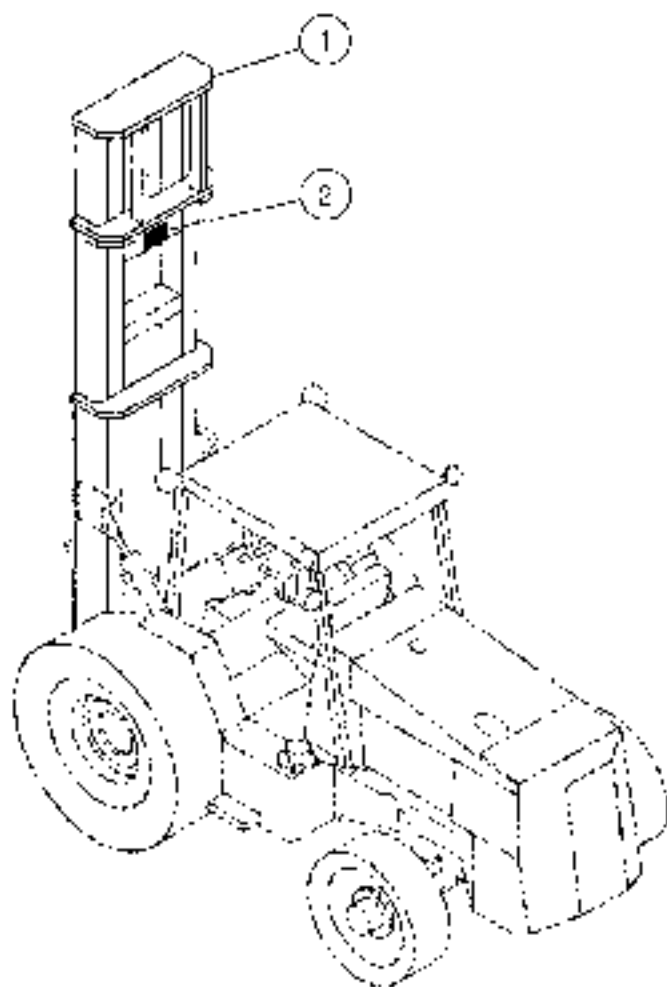
MAST/CARRIAGE ASSEMBLY 614FL 48H



MAST/CARRIAGE ASSEMBLY 614FL 48H

ITEM	COMPL. NO.	DESCRIPTION <small>AS OF 10/26/02 & 10/26/03</small>	QTY	DIMENSIONS/NOTES
1	59283747	Mast/Carriage Assembly 614FL-48H	1	
-	59283705	-614FL Mast	1	
2	59884846	Decal: 14ft	1	

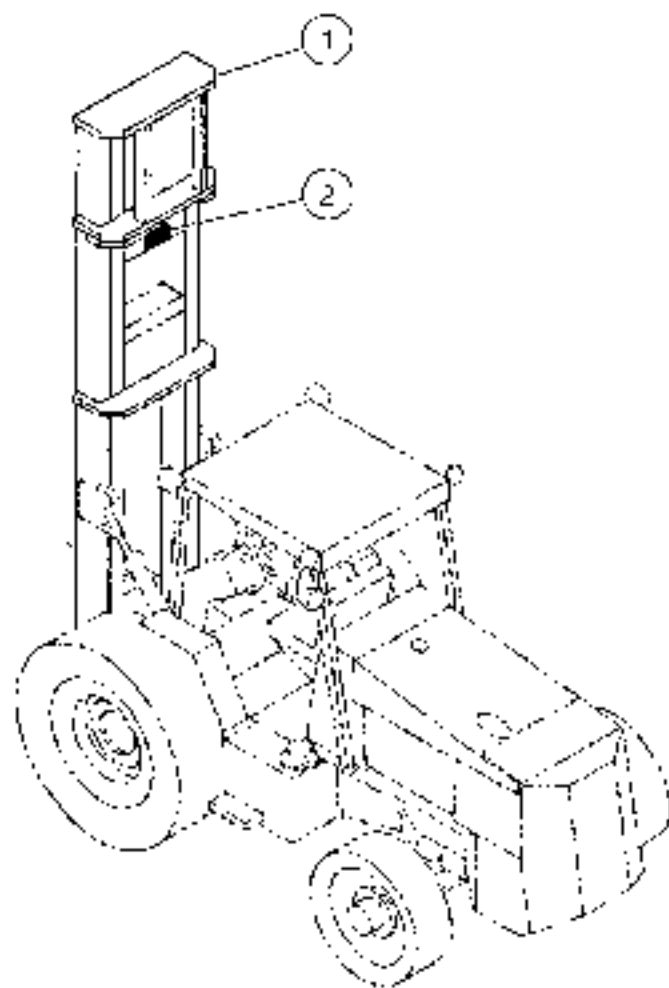
MAST/CARRIAGE ASSEMBLY 614FL 60H



MAST/CARRIAGE ASSEMBLY 614FL-60H

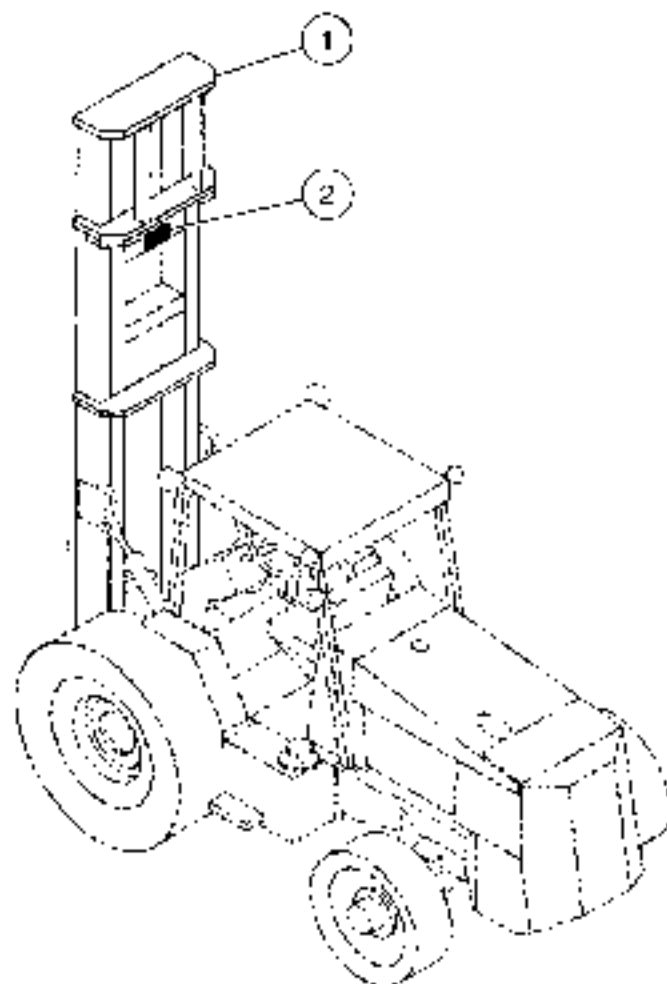
ITEM	COMPL. NO.	DESCRIPTION	QTY	DIMENSIONS/NOTES
1	59283754	Mast/Carriage Assembly 614FL-60H	1	
-	59283705	-614FL Mast	1	
2	59004846	Decal, 14ft	1	

MAST/CARRIAGE ASSEMBLY 614FL-60S



MAST/CARRIAGE ASSEMBLY 614FL-60S

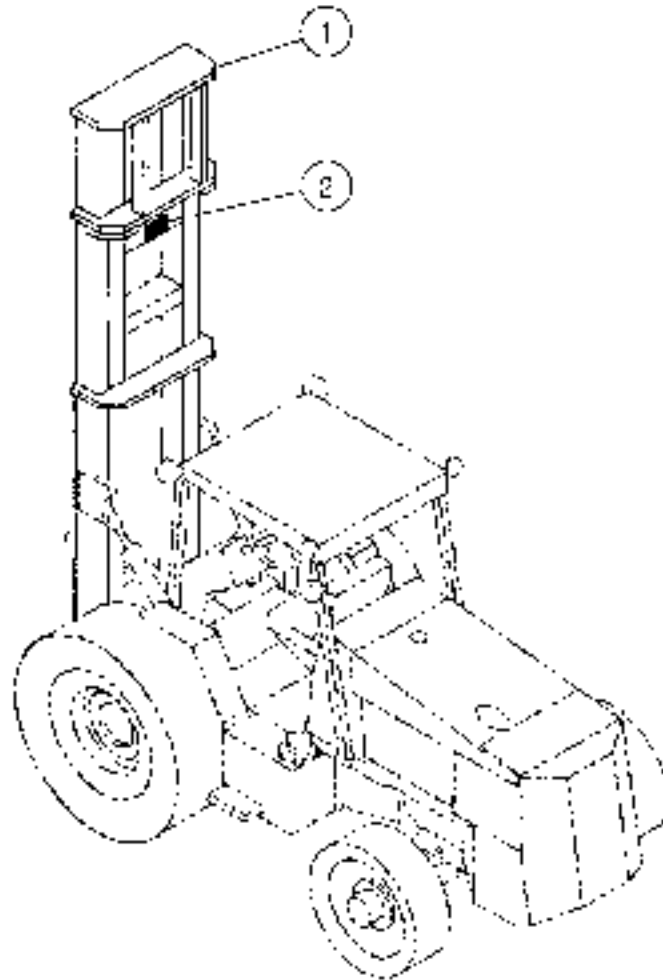
ITEM	COMPL. NO.	DESCRIPTION	QTY	DIMENSIONS/NOTES
1	59283762	Mast/Carriage Assembly 614FL-60S	1	
-	59283765	-614FL Mast	1	
2	59004846	Decal: 1-11	1	



MAST/CARRIAGE ASSEMBLY 615MV 48H

ITEM	COMPL. NO.	DESCRIPTION <small>(UNIT PRICE, QUANTITY & Remarks)</small>	QTY	DIMENSIONS/NOTES
1	59193193	Mast/Carriage Assembly 615MV-48H	1	
-	54574603	-Carriage Assembly	1	See Breakdown - 1.6
-	59191619	-615MV Mast	1	See Breakdown - 1.14
-	13229950	LT Mast/Carriage Assembly 615MV-48H	1	
-	59191619	-615MV Mast	1	See Breakdown - 1.14
2	59004853	Decal: 1.5ft	1	

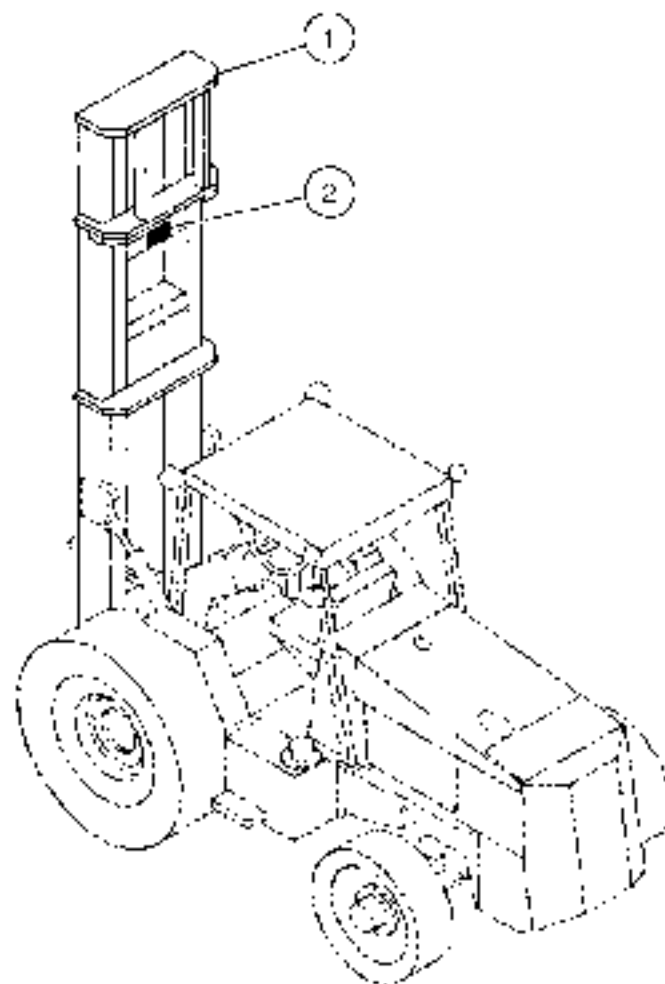
MAST/CARRIAGE ASSEMBLY 615MV 60H



MAST/CARRIAGE ASSEMBLY 615MV-60H

ITEM	COMPL NO.	DESCRIPTION <small>RT-70033/70831, 13229976 & 59191619</small>	QTY	DIMENSIONS/NOTES
1	59193201	Mast/Carriage Assembly 615MV-60H	1	
-	54574603	-Carriage Assembly	1	See Breakdown - I.6
-	59191619	-615MV Mast	1	See Breakdown - I.14
	13229976	LT Mast/Carriage Assembly 615MV 60H	1	
-	59191619	-615MV Mast	1	See Breakdown - I.14
2	59004853	Decal: 15ft	1	

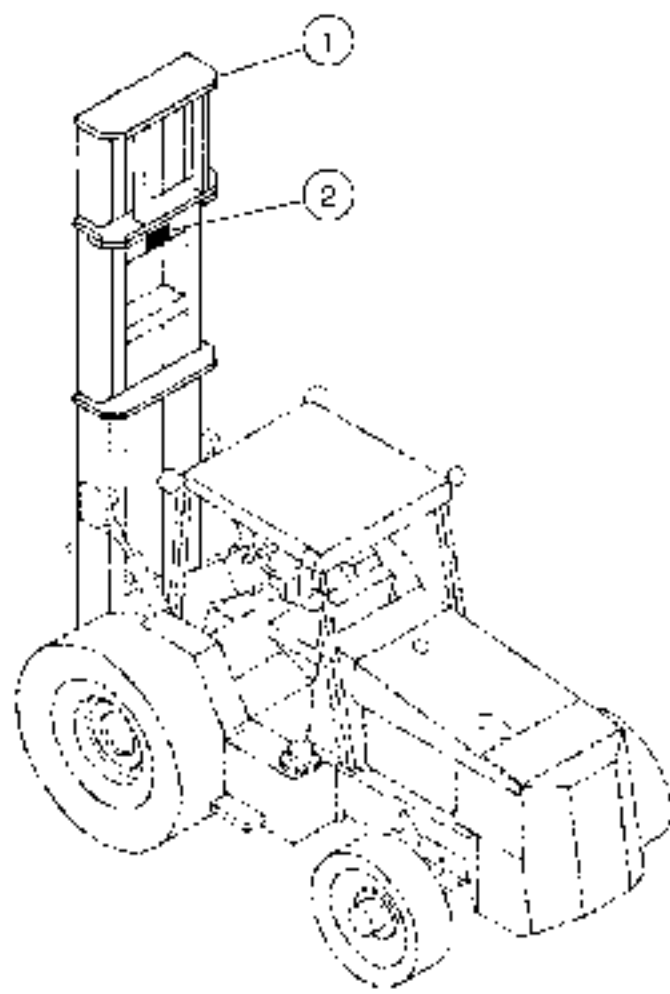
MAST/CARRIAGE ASSEMBLY 615MV-60S



MAST/CARRIAGE ASSEMBLY 615MV-60S

ITEM	COMPL NO.	DESCRIPTION <small>HOW TO USE: 1.21.2017 & 15.11.2017</small>	QTY	DIMENSIONS/NOTES
1	59193219	Mast/Carrriage Assembly 615MV-60S	:	
-	54574793	-Carrriage Assembly	1	See Breakdown - 1.7
-	59191619	-615MV Mast	1	See Breakdown - 1.14
-	13245217	L1 Mast/Carrriage Assembly 615MV-60S	:	
-	59191619	-615MV Mast	1	See Breakdown - 1.14
2	59004853	Decal: 15t	:	

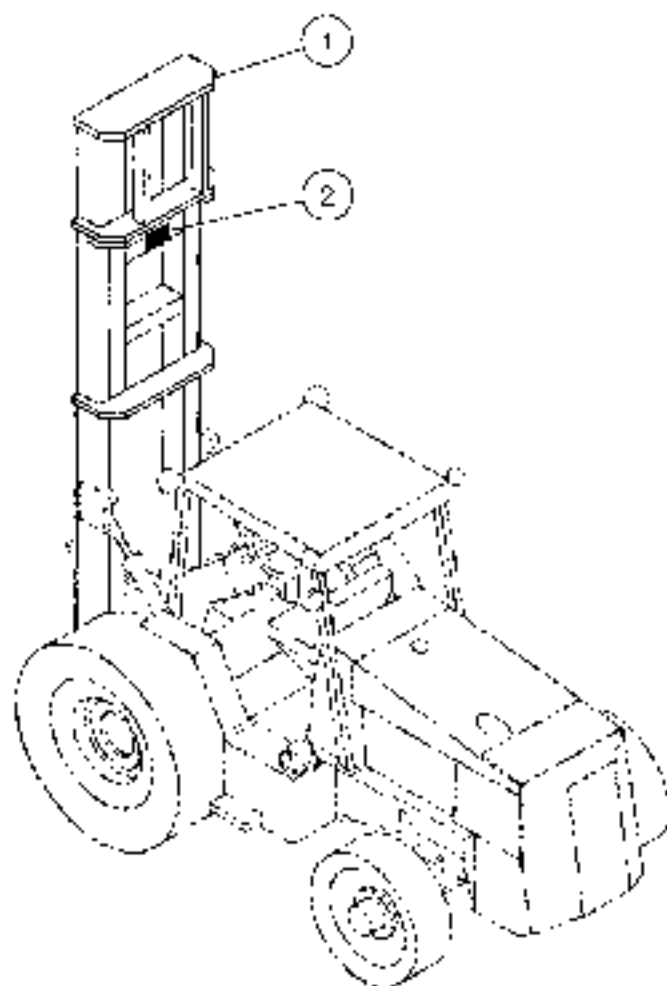
MAST/CARRIAGE ASSEMBLY 615MV-84S



MAST/CARRIAGE ASSEMBLY 615MV 84S

ITEM	COMPL. NO.	DESCRIPTION	QTY	DIMENSIONS/NOTES
1	13243233	1.T Mast/Carriage Assembly 615MV-84S	1	
-	59191619	-615MV Mast	1	See Breakdown - L14
2	5900-853	Decal. 15ft	1	

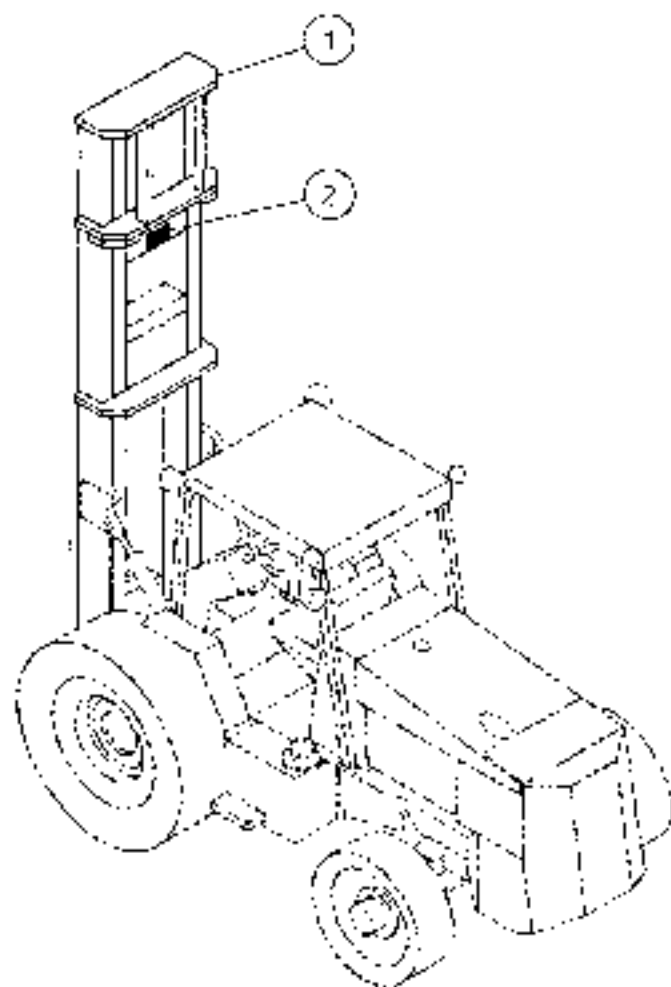
MAST/CARRIAGE ASSEMBLY 622FL 48H



MAST/CARRIAGE ASSEMBLY 622FL 48H

ITEM	COMPL. NO.	DESCRIPTION <small>(incl. Part Name & Part No)</small>	QTY	DIMENSIONS/NOTES
1	59193250	Mast/Carriage Assembly 622FL-48H	1	
-	54573860	-Carriage Assembly	1	See Breakdown - 1.8
-	59191635	-622FL Mast	1	See Breakdown - 1.15
2	59004879	Decal: 22ft	1	

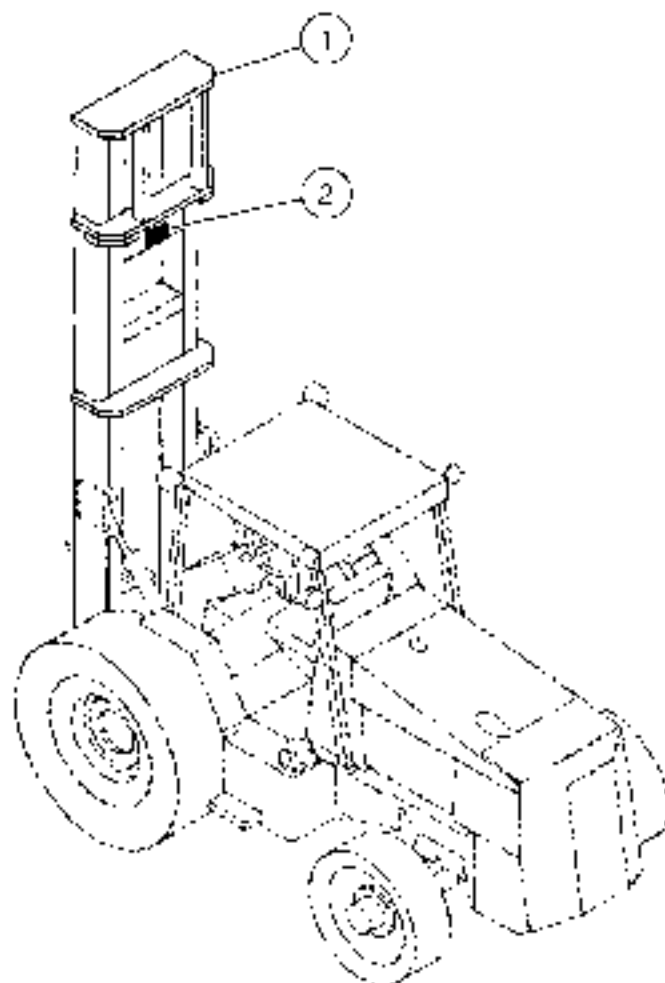
MAST/CARRIAGE ASSEMBLY 622FL 60H



MAST/CARRIAGE ASSEMBLY 622FL-60H

ITEM	COML NO.	DESCRIPTION <small>DESCRIPTION & QUANTITY</small>	QTY	DIMENSIONS/NOTES
1	59193268	Mast/Carriage Assembly 622FL-60H	1	
-	54573860	-Carriage Assembly	1	See Breakdown - L8
-	59191635	-622FL Mast	1	See Breakdown - L15
2	59004879	Decal 22ft	1	

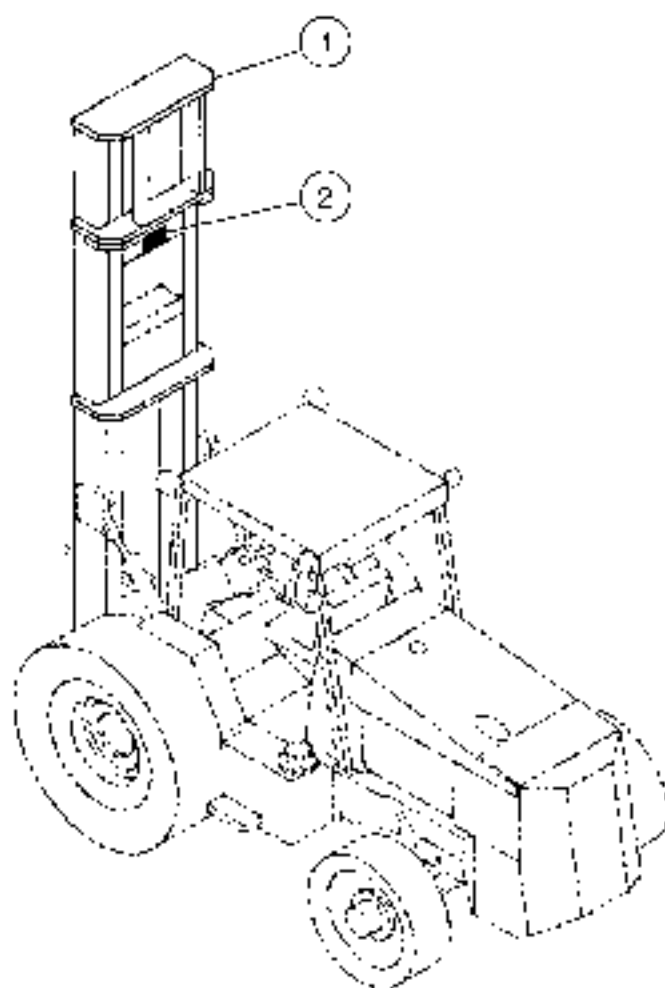
MAST/CARRIAGE ASSEMBLY 622FL-60S



MAST/CARRIAGE ASSEMBLY 622FL-60S

ITEM	COMPL NO.	DESCRIPTION	QTY	DIMENSIONS/NOTES
1	59193276	Mast/Carriage Assembly 622FL-60S	1	
-	54573860	-Carriage Assembly	1	See Breakdown - 1.8
-	59191635	-622FL Mast	1	See Breakdown - 1.15
2	59004879	Decal: 22ft	1	

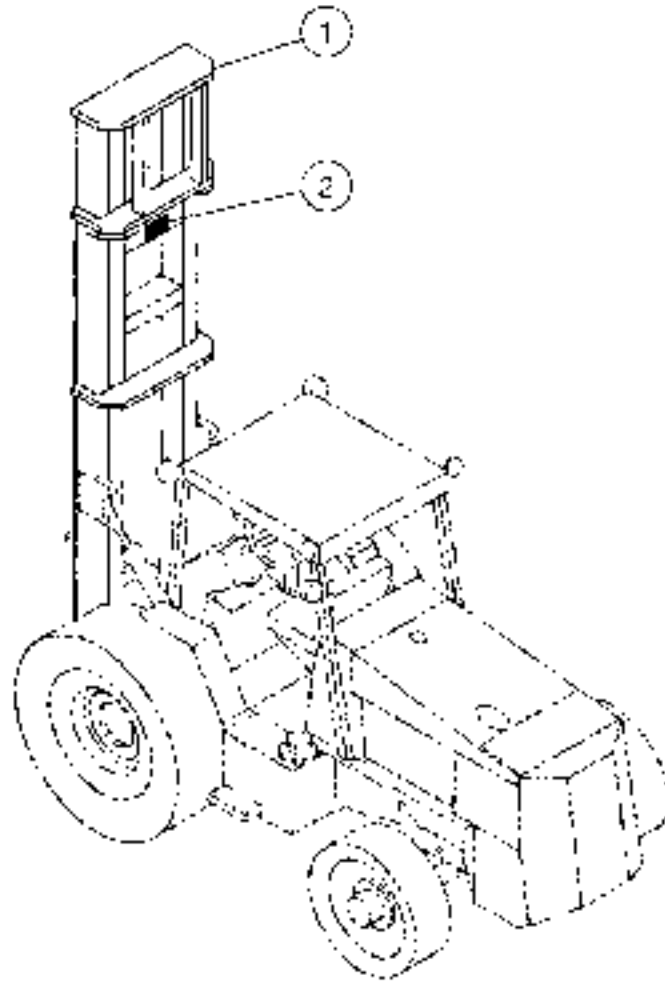
MAST/CARRIAGE ASSEMBLY 622MV 48H



MAST/CARRIAGE ASSEMBLY 622MV 48H

ITEM	COMPL. NO.	DESCRIPTION <small>(UNIT QUANTITY, ASSEMBLY & PARTS)</small>	QTY	DIMENSIONS/NOTES
1	59193227	Mast/Carriage Assembly 622MV-48H	1	
-	54573860	-Carriage Assembly	1	See Breakdown - 1.8
-	59191627	-622MV Mast	1	
-	13243258	LT Mast/Carriage Assembly 622MV-48H	1	
-	59191627	-622MV Mast	1	
2	59004879	Decal: 22ft	1	

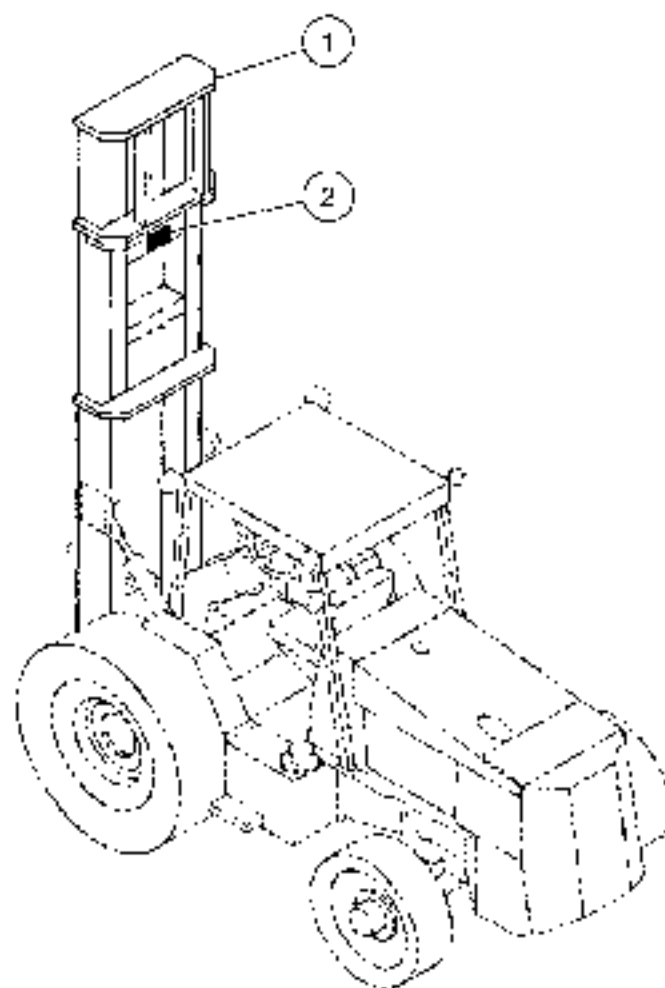
MAST/CARRIAGE ASSEMBLY 622MV 60H



MAST/CARRIAGE ASSEMBLY 622MV-60H

ITEM	COMPL NO.	DESCRIPTION <small>MINI-DRAWING NUMBER 201102</small>	QTY	DIMENSIONS/NOTES
1	59193235	Mast/Carriage Assembly 622MV-60H	1	
-	54573860	-Carriage Assembly	1	See Breakdown - L8
-	59191627	-622MV Mast	1	
	13243274	LT Mast/Carriage Assembly 622MV 60H	1	
-	59191627	-622MV Mast	1	
2	59081879	Decal: 22ft	1	

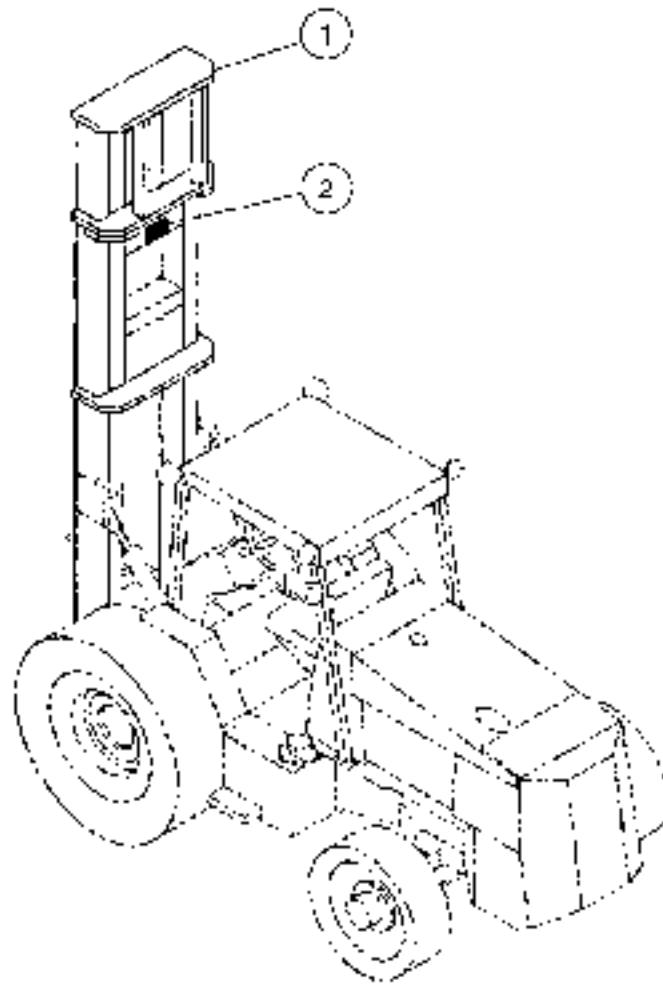
MAST/CARRIAGE ASSEMBLY 622MV-60S



MAST/CARRIAGE ASSEMBLY 622MV-60S

ITEM	COMPL NO.	DESCRIPTION <small>ITEMS SHOWN IN QUANTITY & PRICE</small>	QTY	DIMENSIONS/NOTES
1	59193243	Mast/Carriage Assembly 622MV-60S	1	
-	54574108	-Carriage Assembly	1	See Breakdown - 1.9
-	59191627	-622MV Mast	1	
-	13243316	1 T Mast/Carriage Assembly 622MV-60S	1	
-	59191627	-622MV Mast	1	
2	59004879	Decal: 22ft	1	

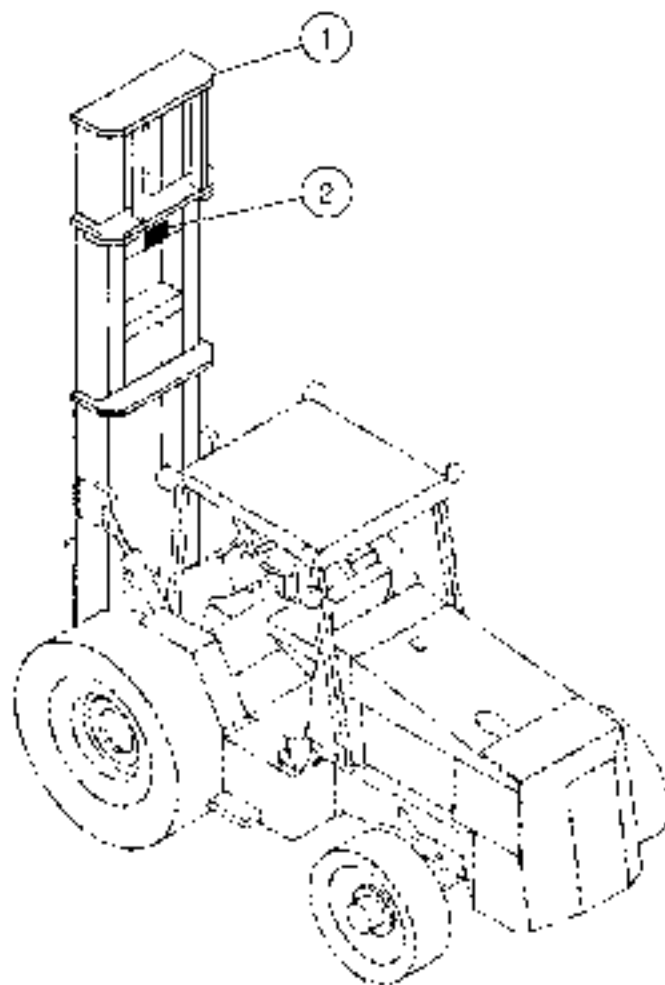
MAST/CARRIAGE ASSEMBLY 622MV-84S



MAST/CARRIAGE ASSEMBLY 622MV-84S

ITEM	COMPL. NO.	DESCRIPTION <i>REVISED 6/20/02</i>	QTY	DIMENSIONS/NOTES
1	132-3332	LT Mast/Carriage Assembly 622MV-84S	1	
-	59191627	-622MV Mast	1	
2	59004879	Decal, 22ft	1	

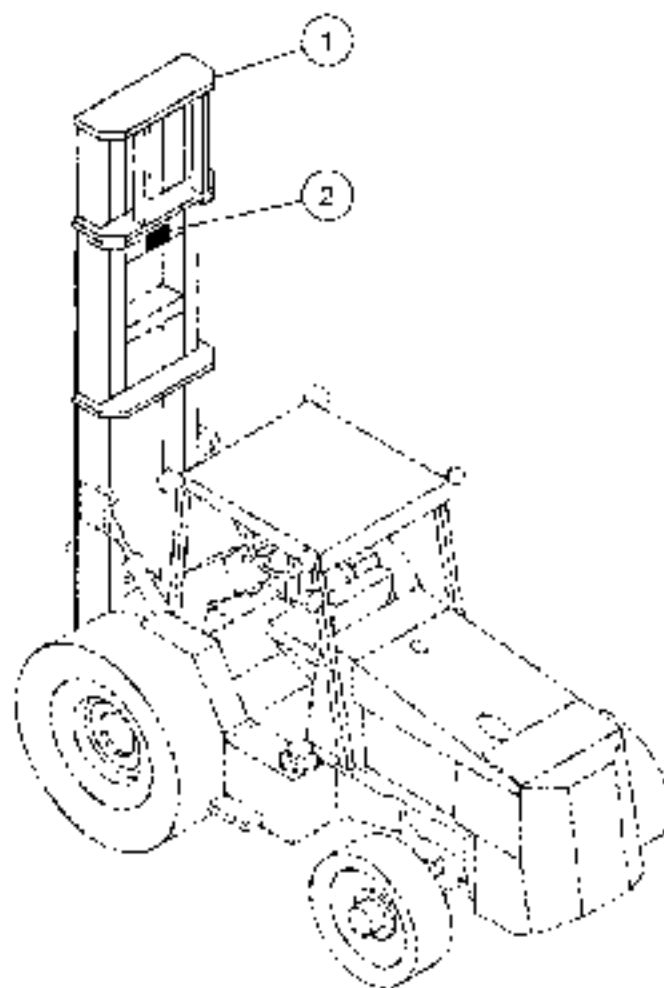
MAST/CARRIAGE ASSEMBLY 814FL 60H



MAST/CARRIAGE ASSEMBLY 814FL 60H

ITEM	COMPL NO.	DESCRIPTION <small>as of 10/24/00 g. Rev 1/01</small>	QTY	DIMENSIONS/NOTES
1	59283770	LT Mast/Carriage Assembly 814FL-60H	1	
-	59191668	-814FL Mast	1	
2	59884846	Decal: 14ft	1	

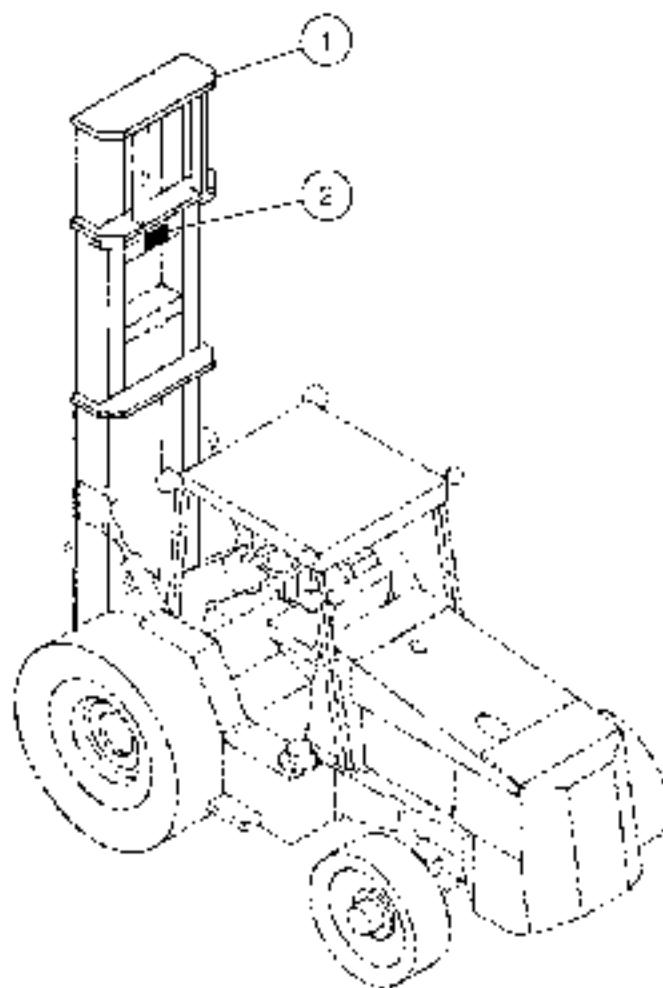
MAST/CARRIAGE ASSEMBLY 814FL 60S



MAST/CARRIAGE ASSEMBLY 814FL-60S

ITEM	COMPL. NO.	DESCRIPTION <small>MINIMUM 8 X 10 FT</small>	QTY	DIMENSIONS/NOTES
1	59283788	LT Mast/Carriage Assembly 814FL-60S	1	
-	59191668	-814FL Mast	1	
2	59004846	Decal, 14ft	1	

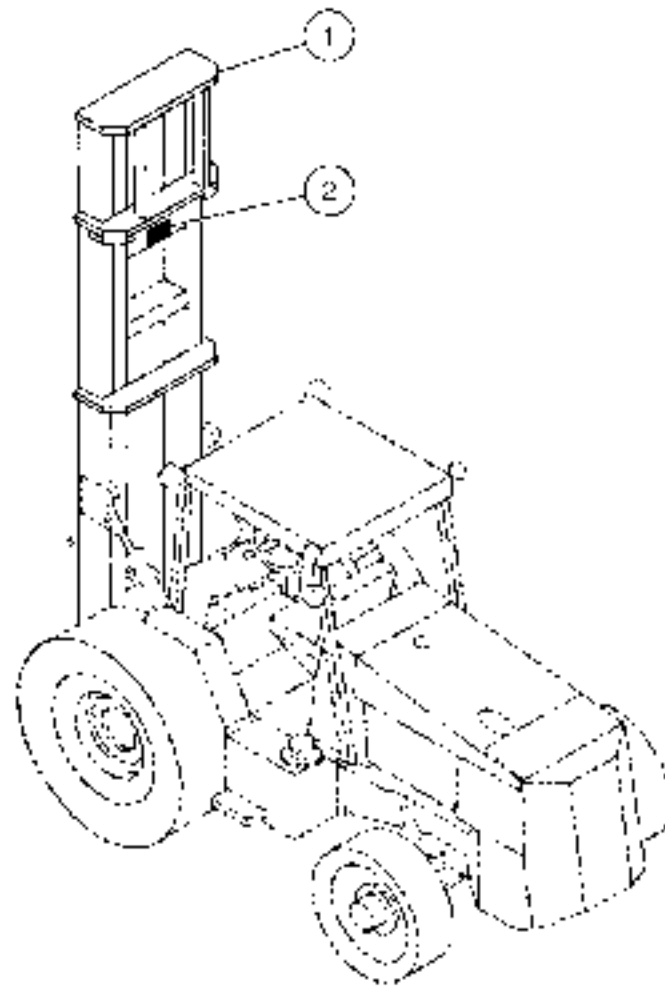
MAST/CARRIAGE ASSEMBLY 815MV 48H



MAST/CARRIAGE ASSEMBLY 815MV 48H

ITEM	COMPL NO.	DESCRIPTION	QTY	DIMENSIONS/NOTES
1	13243373	LT Mast/Carriage Assembly 815MV-48H	1	
-	59191643	-815MV Mast	1	See Breakdown - 1.17
2	59884853	Decal: 15ft	1	

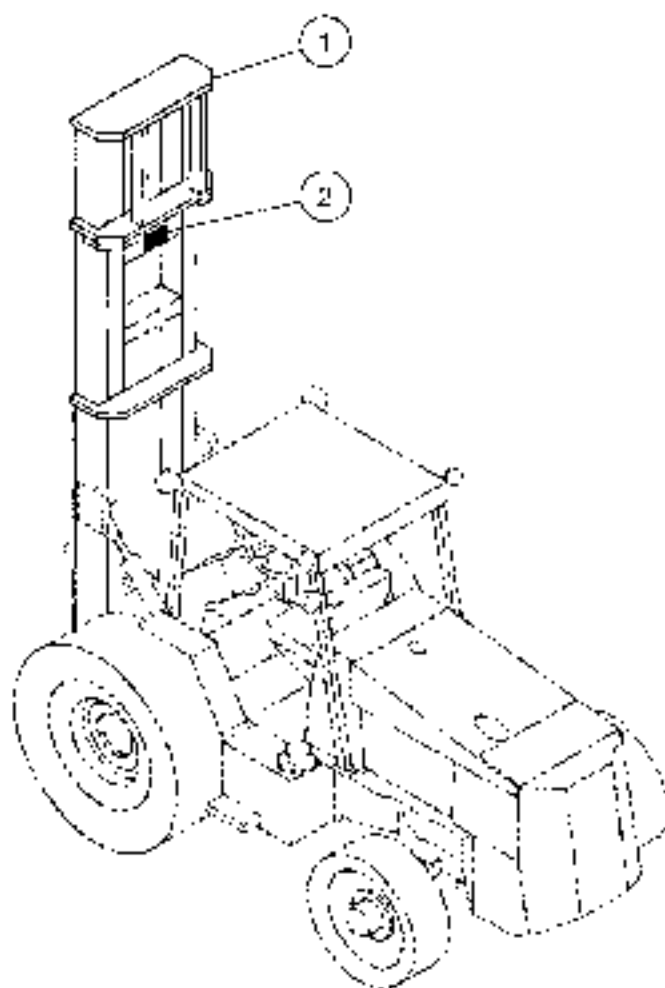
MAST/CARRIAGE ASSEMBLY 815MV 60H



MAST/CARRIAGE ASSEMBLY 815MV-60H

ITEM	COMPL. NO.	DESCRIPTION <small>MINIMUM MANUFACTURE QUANTITIES</small>	QTY	DIMENSIONS/NOTES
1	59193284	Mast/Carriage Assembly 815MV-60H	1	
-	54574835	-Carriage Assembly	1	See Breakdown - 1.10
-	59191643	-815MV Mast	1	See Breakdown - 1.17
-	13243357	LT Mast/Carriage Assembly 815MV-60H	1	
-	59191643	-815MV Mast	1	See Breakdown - 1.17
2	59004853	Decal: 1.5ft	1	

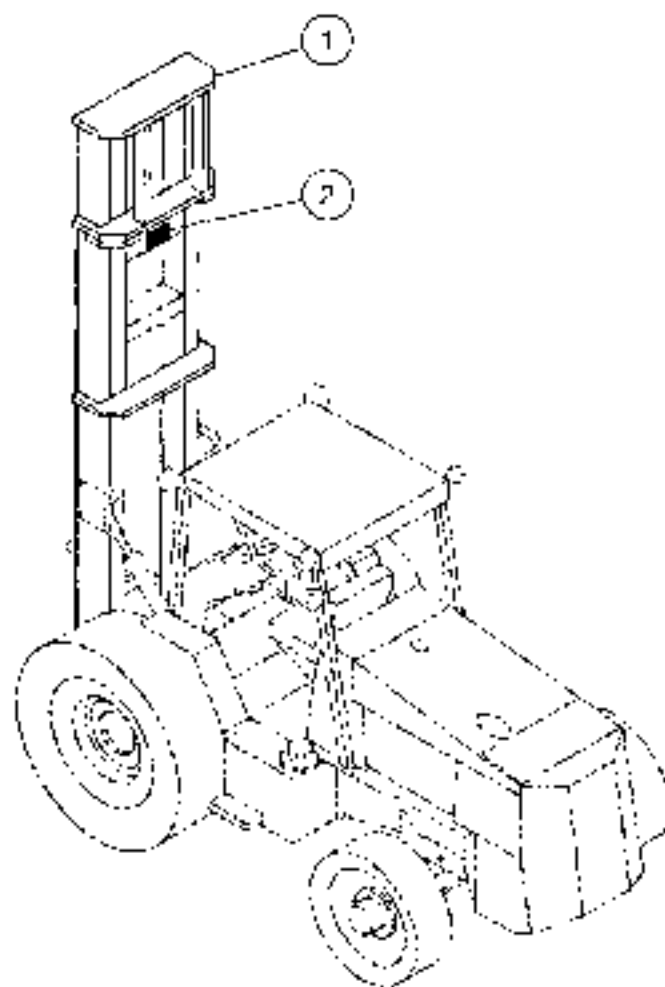
MAST/CARRIAGE ASSEMBLY 815MV-60S



MAST/CARRIAGE ASSEMBLY 815MV-60S

ITEM	COMPL NO.	DESCRIPTION <small>ITEMS SHOWN IN DETAIL & QUANTITY</small>	QTY	DIMENSIONS/NOTES
1	59193292	Mast/Carriage Assembly 815MV-60S	1	
-	54574876	-Carriage Assembly	1	See Breakdown - I.11
-	59191643	-815MV Mast	1	See Breakdown - I.17
	13243415	LT Mast/Carriage Assembly 815MV 60S	1	
-	59191643	-815MV Mast	1	See Breakdown - I.17
2	59004853	Decal: 15ft	1	

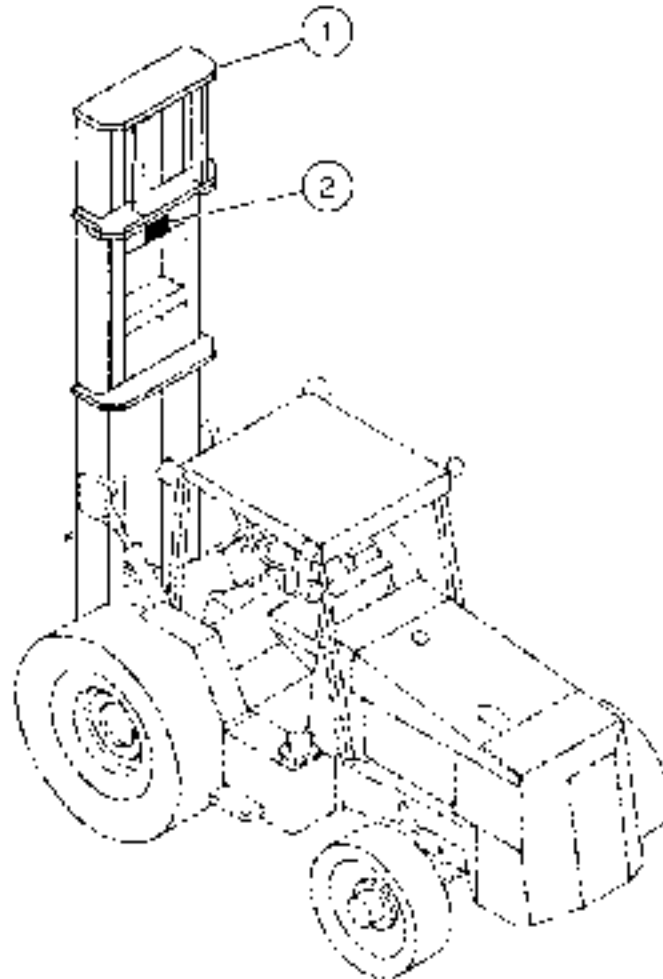
MAST/CARRIAGE ASSEMBLY 815MV-84S



MAST/CARRIAGE ASSEMBLY 815MV-84S

ITEM	COMPL. NO.	DESCRIPTION <small>WITH STRAPS, BRACKETS, BOLTS</small>	QTY	DIMENSIONS/NOTES
1	59193300	Mast/Carriage Assembly 815MV-84S	1	
-	54574876	-Carriage Assembly	1	See Breakdown - L.11
-	59191643	-815MV Mast	1	See Breakdown - L.17
-	13243431	1 T Mast/Carriage Assembly 815MV-84S	1	
-	59191643	-815MV Mast	1	See Breakdown - L.17
2	59004853	Decal: 15ft	1	

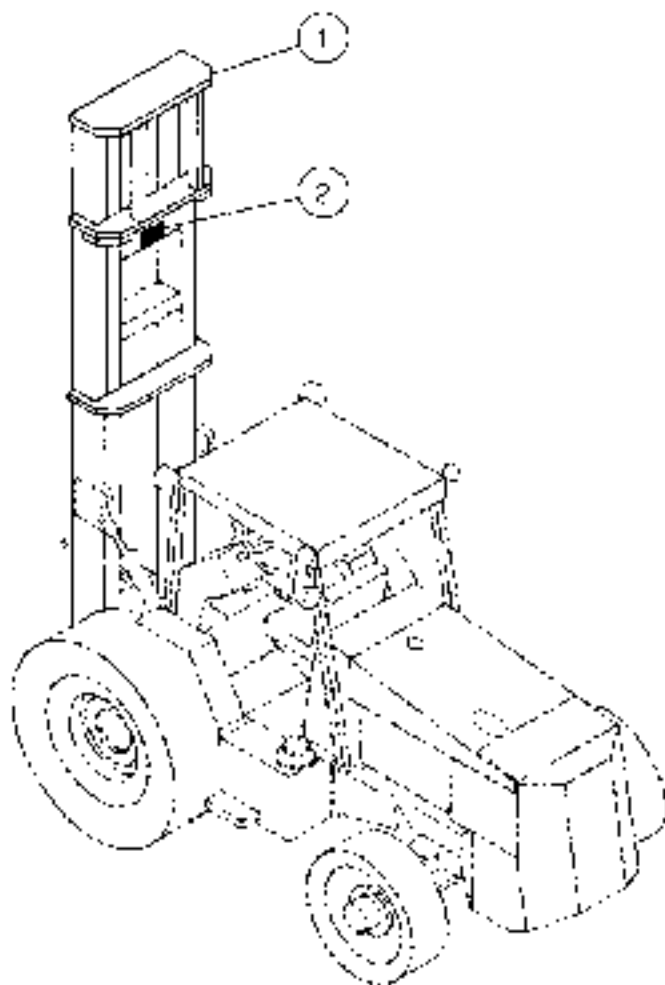
MAST/CARRIAGE ASSEMBLY 816FL 60H



MAST/CARRIAGE ASSEMBLY 816FL 60H

ITEM	COMPL. NO.	DESCRIPTION	QTY	DIMENSIONS/NOTES
1	13165279	LT Mast/Carriage Assembly 816FL-60H	1	
2	59004861	Decal: 16ft	1	

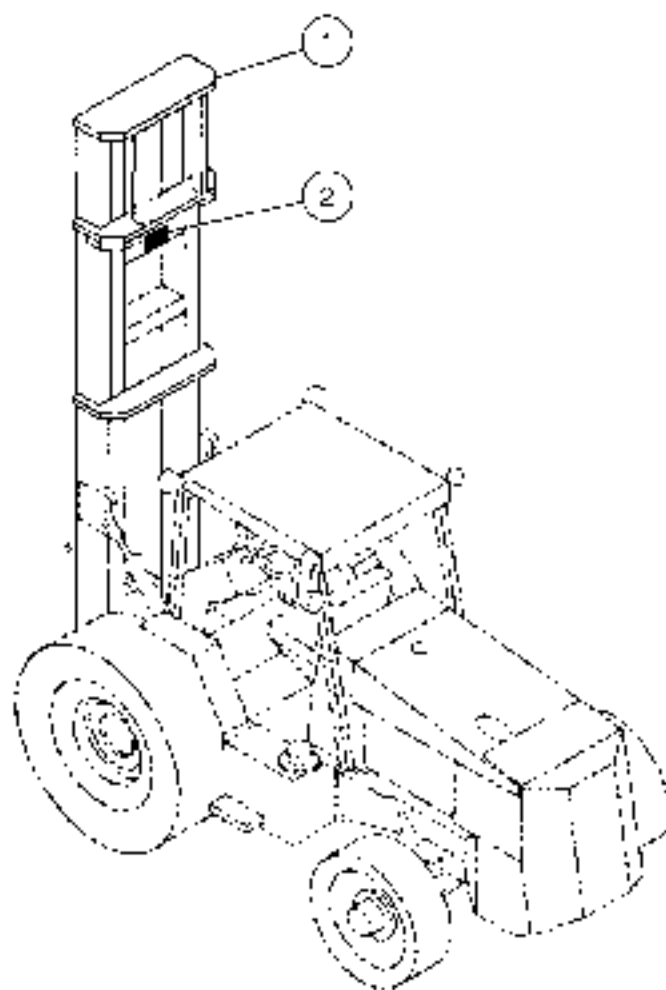
MAST/CARRIAGE ASSEMBLY 822FL 60H



MAST/CARRIAGE ASSEMBLY 822FL 60H

ITEM	COMPL. NO.	DESCRIPTION <small>MAST/CARRIAGE ASSEMBLY</small>	QTY	DIMENSIONS/NOTES
1	59283796	LT Mast/Carriage Assembly 822FL-60H	1	
-	59191676	-822FL Mast	1	
2	59884879	Decal: 22ft	1	

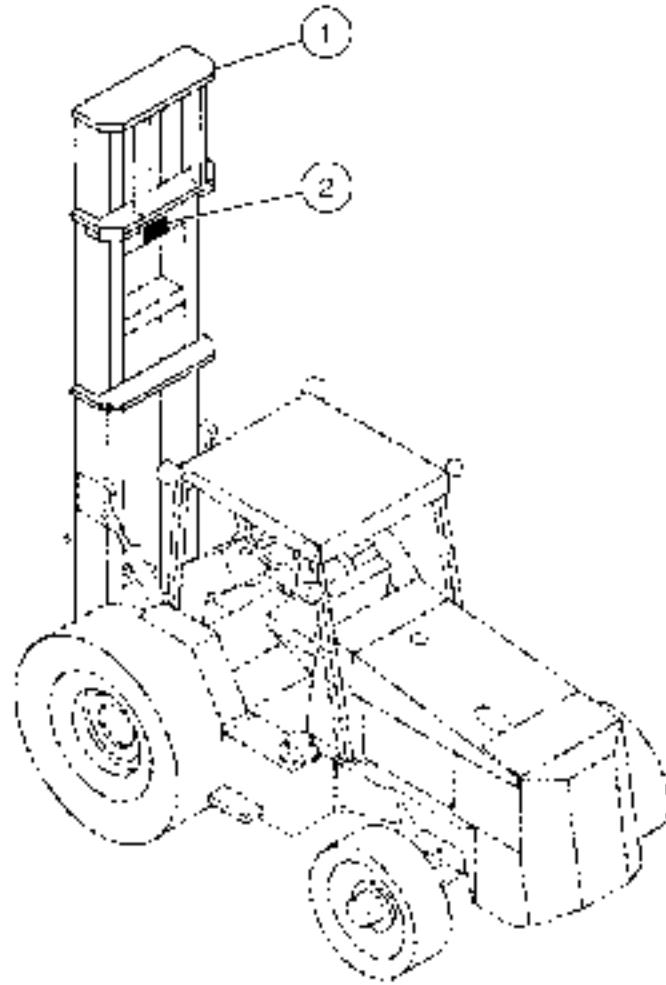
MAST/CARRIAGE ASSEMBLY 822FL 60S



MAST/CARRIAGE ASSEMBLY 822FL-60S

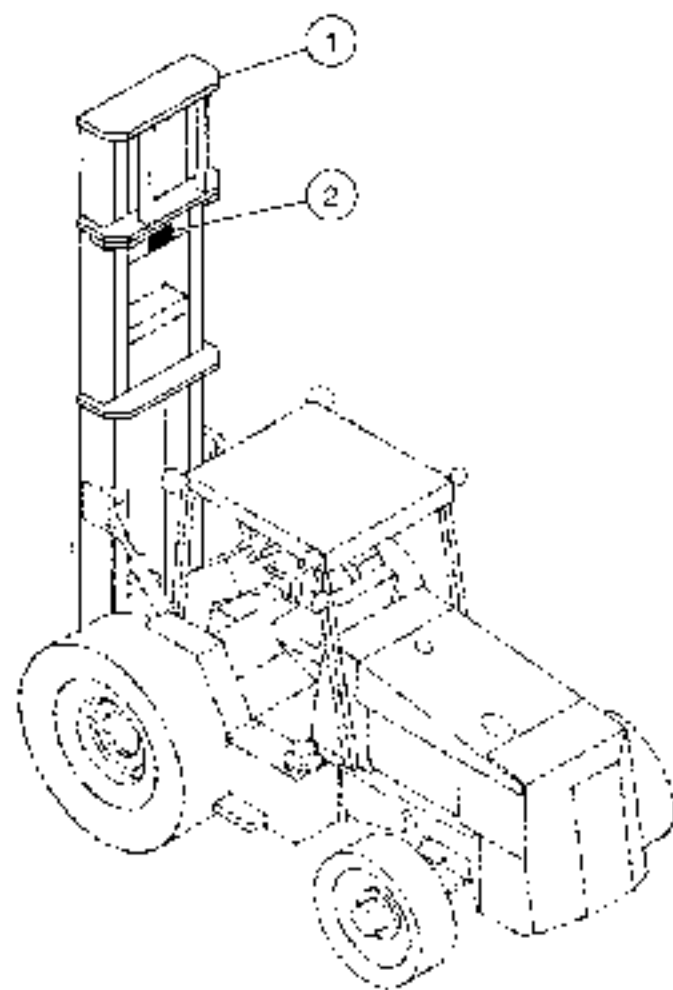
ITEM	COMPL. NO.	DESCRIPTION	QTY	DIMENSIONS/NOTES
1	59283804	LT Mast/Carriage Assembly 822FL-60S	1	
-	59191676	-822FL Mast	1	
2	59004879	Decal 22lt	1	

MAST/CARRIAGE ASSEMBLY 822FL 84S



MAST/CARRIAGE ASSEMBLY 822FL-84S

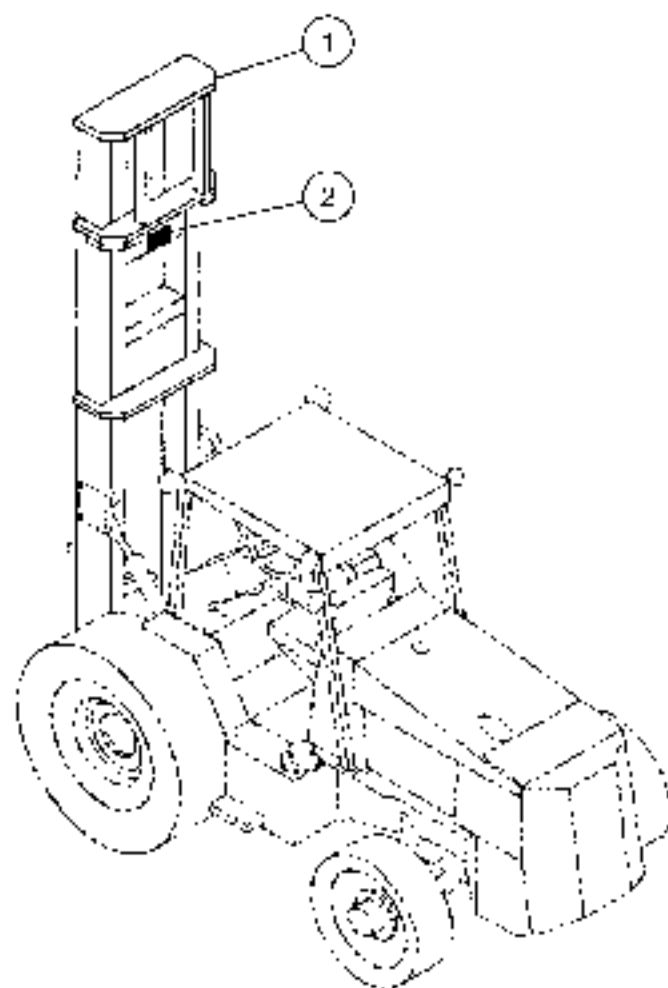
ITEM	COMPL. NO.	DESCRIPTION	QTY	DIMENSIONS/NOTES
1	59283812	LT Mast/Carriage Assembly 822FL-84S	1	
	59191676	822FL Mast	1	
2	59104879	Decal: 22ft	1	



MAST/CARRIAGE ASSEMBLY 822MV 48H

ITEM	COMPL NO.	DESCRIPTION	QTY	DIMENSIONS/NOTES
1	13243472	L.F Mast/Carriage Assembly 822MV-48H	:	
-	59191650	-822MV Mast	1	See Breakdown - L18
2	59004879	Decal: 22ft	:	

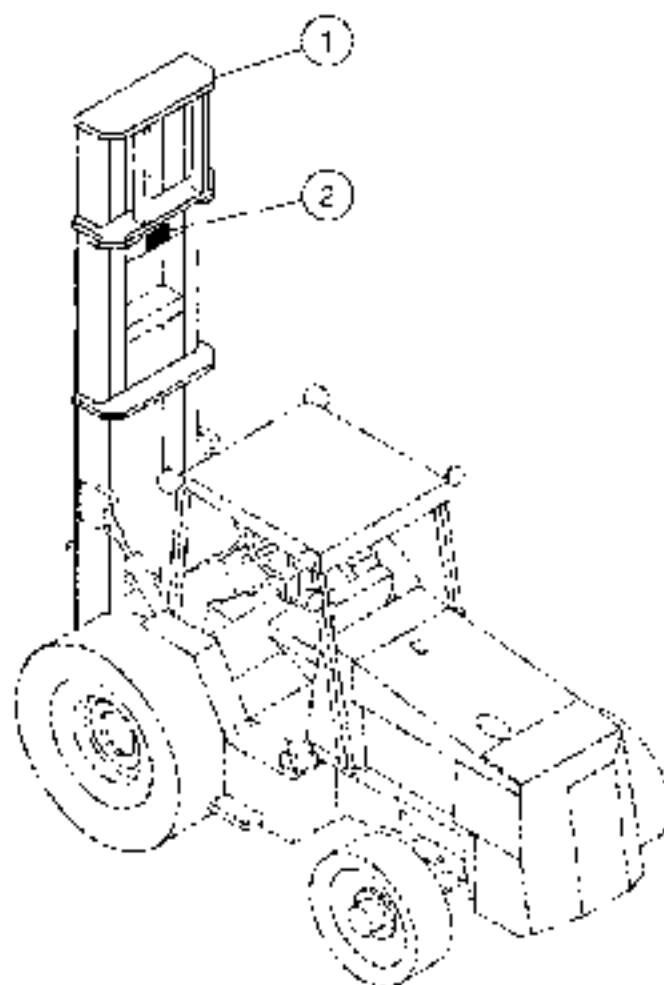
MAST/CARRIAGE ASSEMBLY 822MV 60H



MAST/CARRIAGE ASSEMBLY 822MV 60H

ITEM	COML NO.	DESCRIPTION <small>Excl. Materials, Tools & Supplies</small>	QTY	DIMENSIONS/NOTES
1	59193318	Mast/Carriage Assembly 822MV-60H	1	
-	54574199	-Carriage Assembly	1	See Breakdown - L.12
-	59191650	-822MV Mast	1	See Breakdown - L.18
-	13243456	I.T Mast/Carriage Assembly 822MV-60H	1	
-	59191650	-822MV Mast	1	See Breakdown - L.18
2	59884879	Decal 22ft	1	

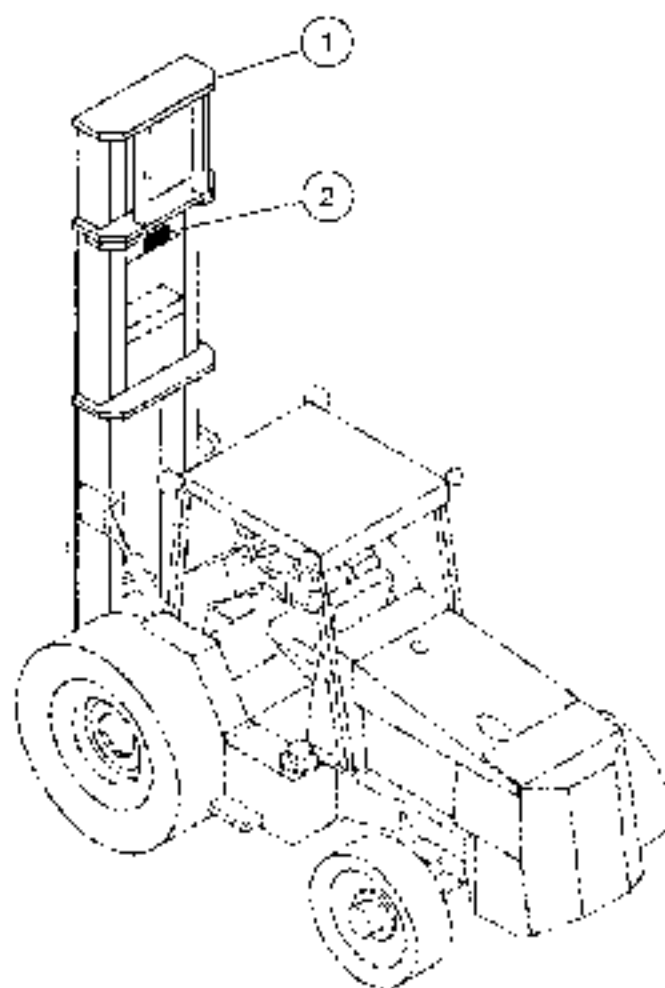
MAST/CARRIAGE ASSEMBLY 822MV 60S



MAST/CARRIAGE ASSEMBLY 822MV-60S

ITEM	COMPL NO.	DESCRIPTION <small>ITEM 59191650, 54574348 & 59191650</small>	QTY	DIMENSIONS/NOTES
1	59193326	Mast/Carriage Assembly 822MV-60S	1	
-	54574348	-Carriage Assembly	1	See Breakdown - 1.13
-	59191650	-822MV Mast	1	See Breakdown - 1.18
-	13243514	1.1 Mast/Carriage Assembly 822MV-60S	1	
-	59191650	-822MV Mast	1	See Breakdown - 1.18
2	59004879	Decal, 22ft	1	

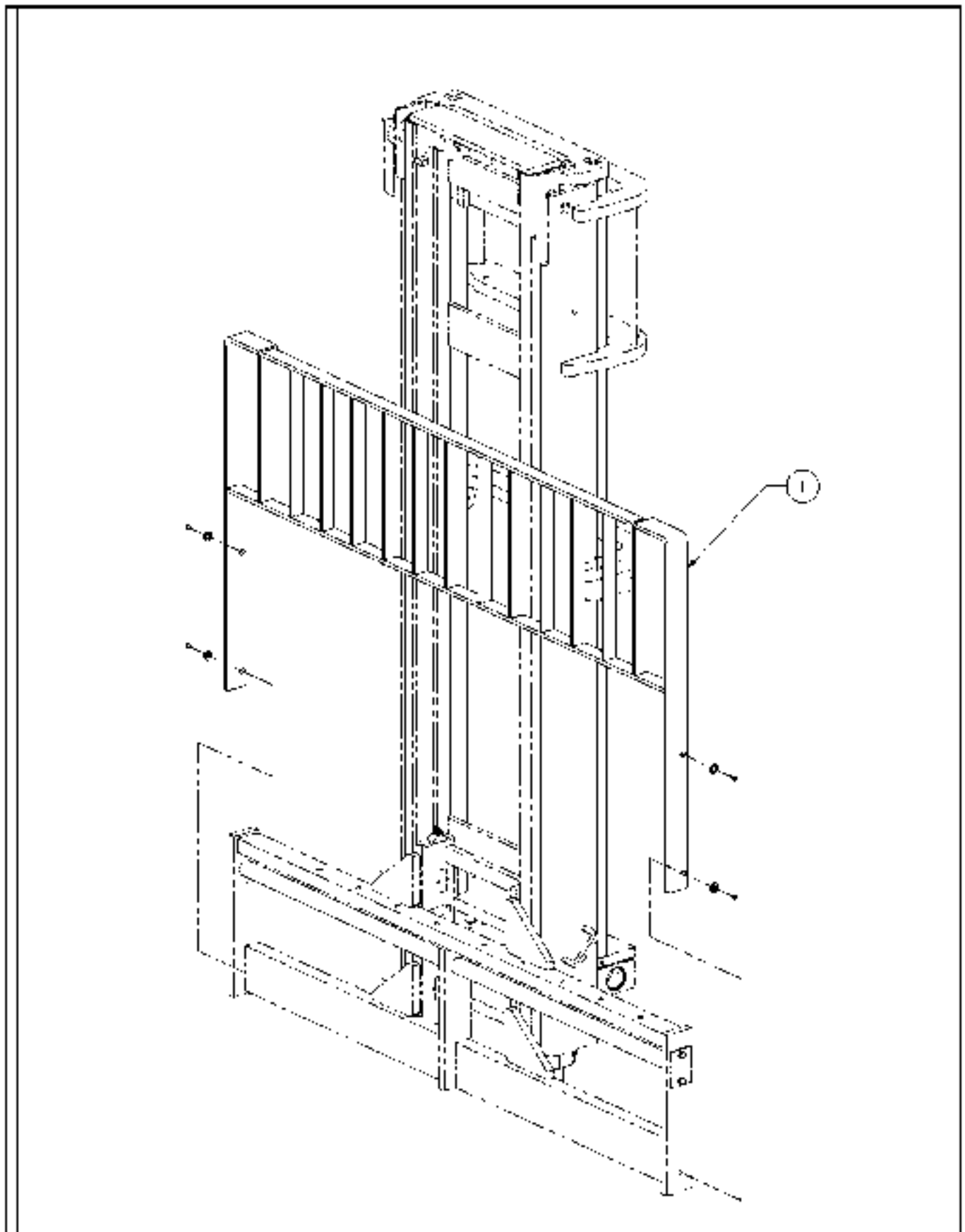
MAST/CARRIAGE ASSEMBLY 822MV 84S



MAST/CARRIAGE ASSEMBLY 822MV-84S

ITEM	COMPL NO.	DESCRIPTION <small>(000150 0402 020522 & 010012)</small>	QTY	DIMENSIONS/NOTES
1	59193334	Mast/Carriage Assembly 822MV-60S	1	
-	54574348	-Carriage Assembly	1	See Breakdown - L13
-	59191650	-822MV Mast	1	See Breakdown - L18
-	13343530	L.T Mast/Carriage Assembly 822MV-60S	1	
-	59191650	-822MV Mast	1	See Breakdown - L18
2	59884879	Decal: 22ft	1	

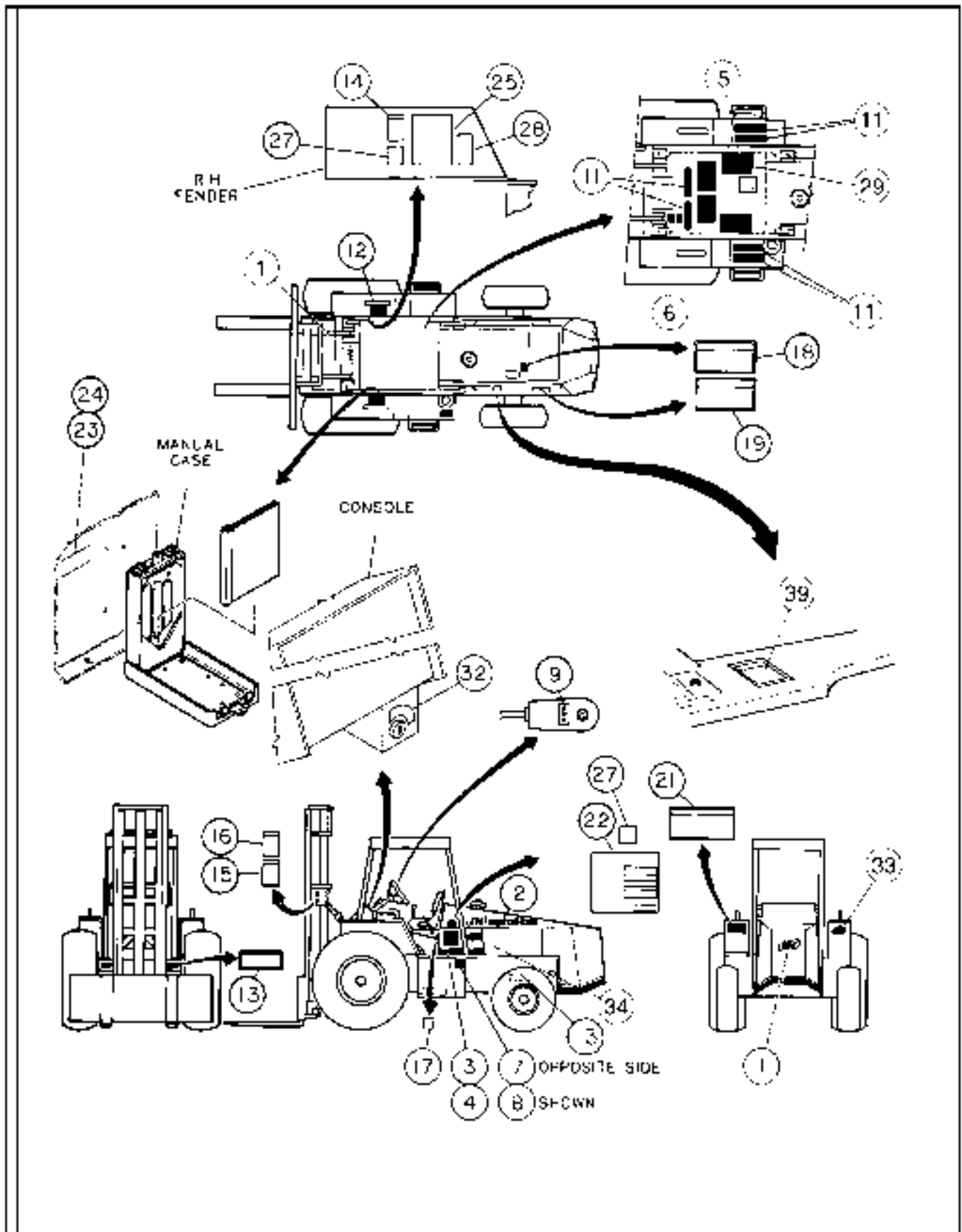
LOAD BACK REST INSTALLATION



LOAD BACKREST INSTALLATION

ITEM	COMM. NO.	DESCRIPTION	QTY	DIMENSION/NOTES
		<small>ITEM 59193561, 13229982, 59193110, 13243290, 59206185, 59193128, 13259346</small>		
1	59193573	Load Backrest	1	48"
-	13229982	L.F Load Backrest	1	48"
-	59193110	Load Backrest	1	60"
-	13243290	L.F Load Backrest	1	60"
-	59206185	Load Backrest	1	72"
-	59193128	Load Backrest	1	84"
-	13259346	L.F Load Backrest	1	84"

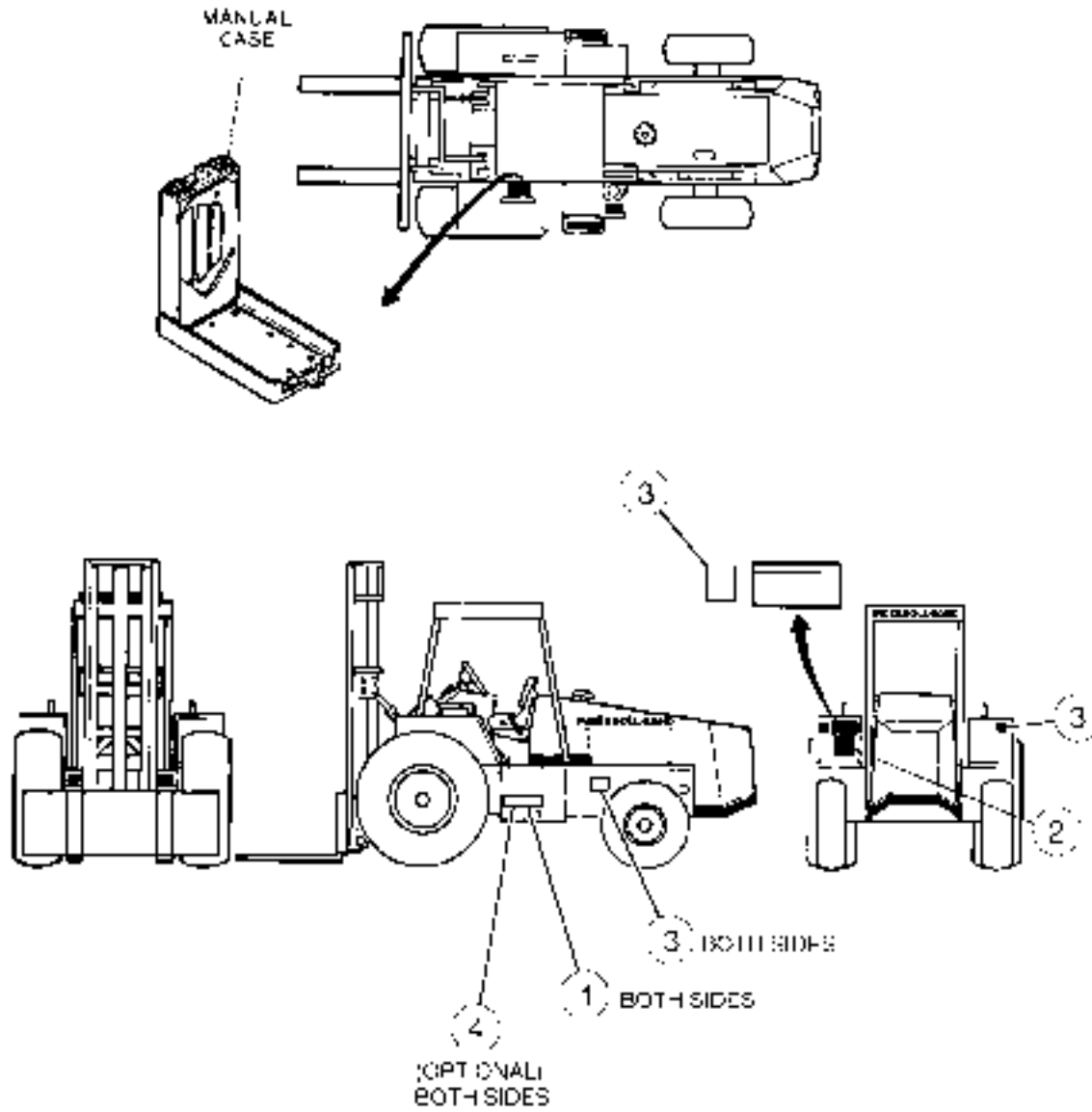
DECAL INSTALLATION



DECAL INSTALLATION

ITEM	COMM. NO.	DESCRIPTION	QTY	DIMENSIONS/NOTES
1	54612494	Decal: Signature (I-R)	2	
2	13163340	Decal: Signature	3	
3	59083121	Decal: Stripe	2	15.5"
4	59083113	Decal: Stripe	1	13.5"
5	59219139	Decal: Transmission Dipstick	1	
6	59219188	Decal: Torque Converter	1	
7	59087551	Decal: Hydraulic Oil	1	
8	59087569	Decal: Diesel Fuel	1	
9	59137084	Decal: F-N-R	1	
11	59468397	Safety Tread	6	
12	59048959	Decal: No Riders	2	
13	58965526	Decal: Crush Warning	4	
14	59020008	Decal: Electrical	1	
15	58965583	Decal: Falling Object	2	
16	58965617	Decal: Falling Off	2	
17	59306357	Decal: Towing/Coasting	1	
18	59020040	Decal: Pressure Hazard Warning	1	
19	59051151	Decal: Warning	2	
21	59012781	Decal: Rollover	1	
22	59247267	Decal: Lube Chart	1	
23	59010173	Metal Tack	4	
24	59243568	Decal: Nameplate	1	
25	59306365	Decal: Operator Instruction	1	
27	59132118	Decal: Operation Warning	2	
28	58965609	Decal: Don't Ride Forks	1	
29	59468389	Safety Tread	4	
32	59006205	Decal: Ignition Switch	1	
33	13198353	Decal: I-R Genuine Parts	1	
34	13198361	Decal: I-R Protective Tube	1	
39	59166231	Decal: Moving Machine	1	
**	13308481	Decal Kit (Includes Items 1 thru 9, 12 thru 22, 25 thru 28, and 32 thru 39)		
**	59047507	Beige Paint	1	Quillon
**	35304286	Beige Paint	1	Spray Can

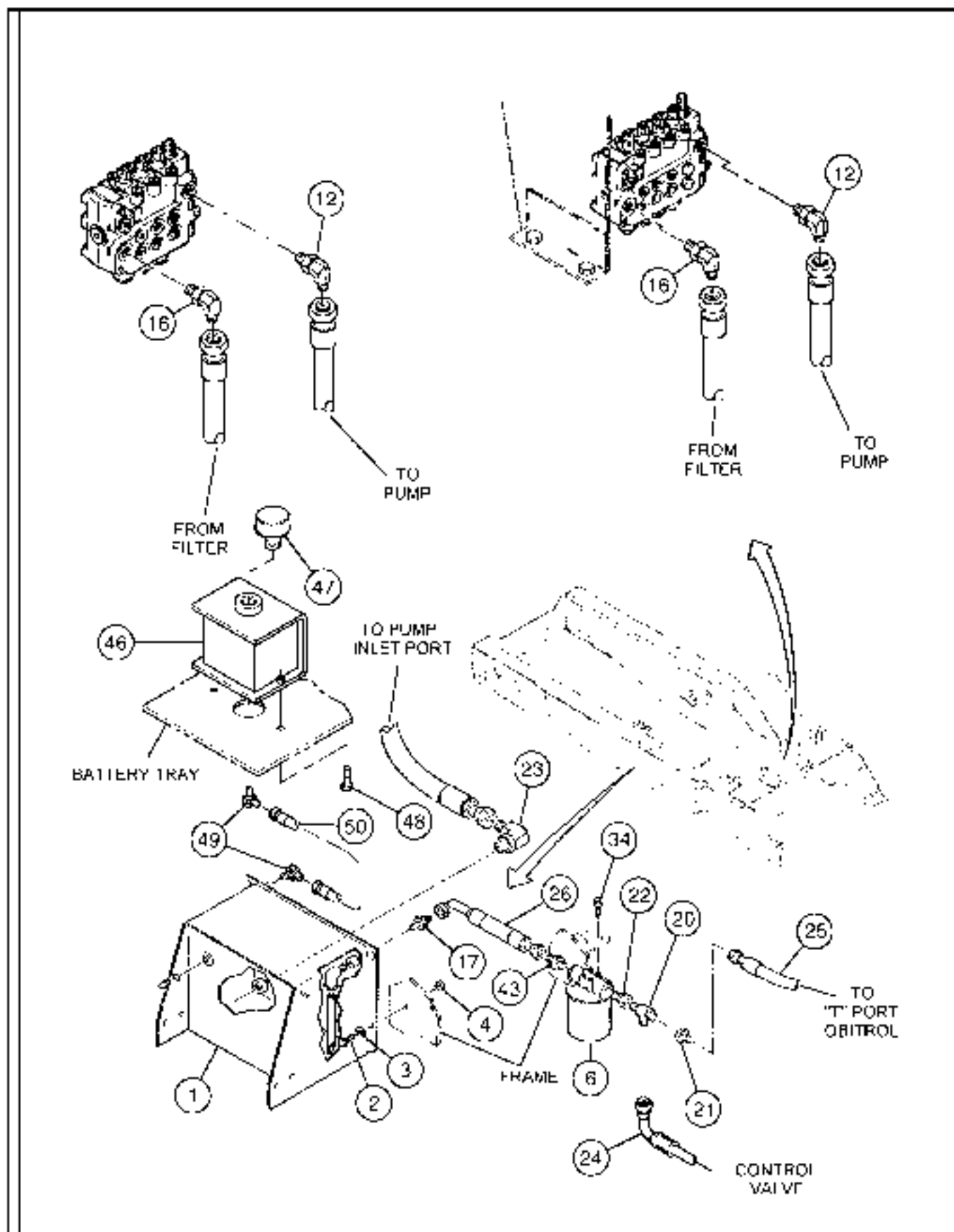
MODEL DECAL INSTALLATION



MODEL DECAL INSTALLATION

ITEM	COMM. NO.	DESCRIPTION	QTY	DIMENSIONS/NOTES
		<small>RT-706H, RT-708H & RT-709H</small>		
1	59243543	Decal: RT-706H	2	
-	59243550	Decal: RT-708H	2	
2	54680036	Decal: Lift Capacity Chart-RT-706H	1	
-	54683166	Decal: Lift Capacity Chart-RT-708H	1	
3	13155379	Decal: Tire Pressure	4	
4	59087395	Decal: 4WD	2	

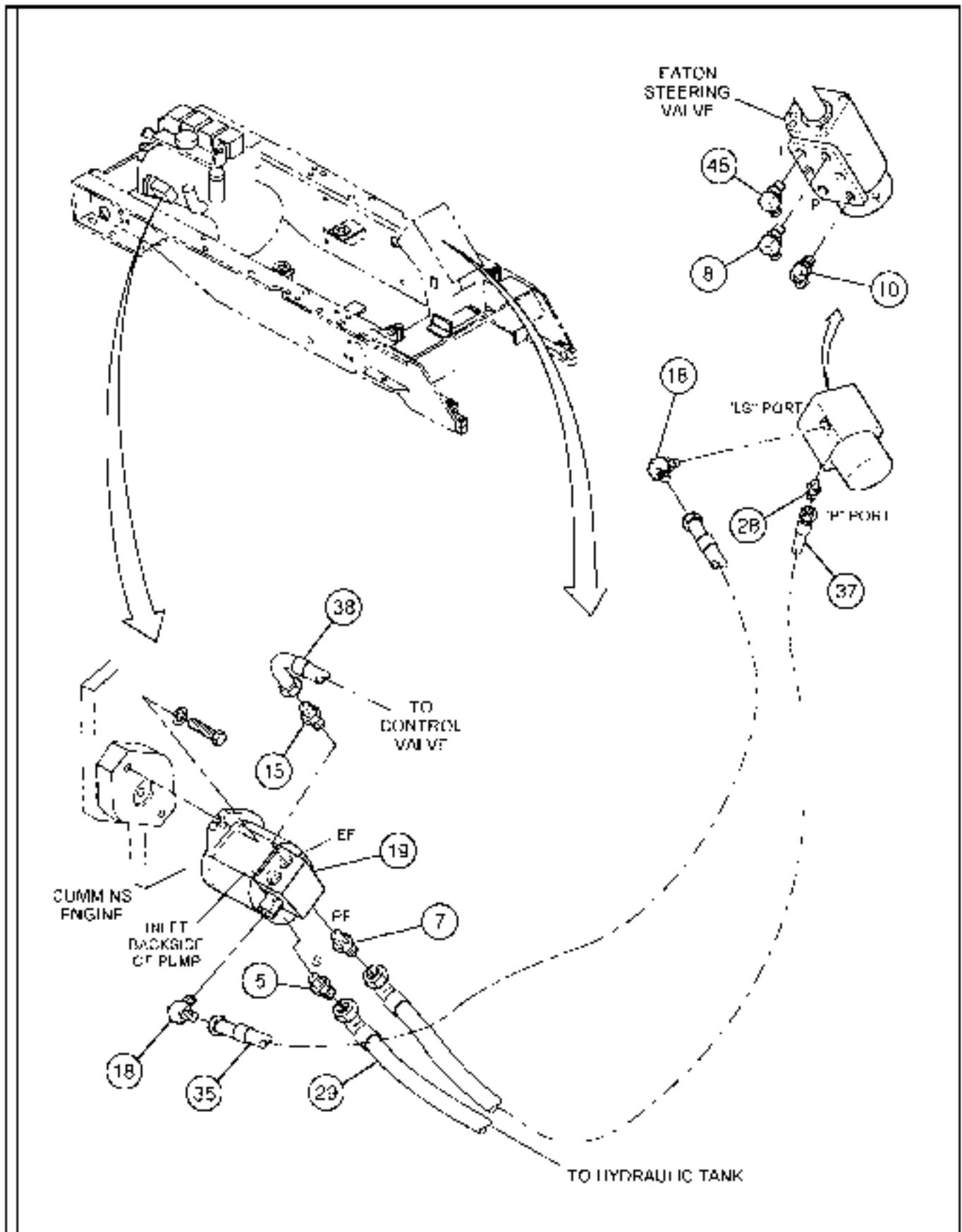
HYDRAULIC SUPPLY AND RETURN INSTALLATION - SHEET 1 OF 4



HYDRAULIC SUPPLY AND RETURN INSTALLATION - SHEET 1 OF 4

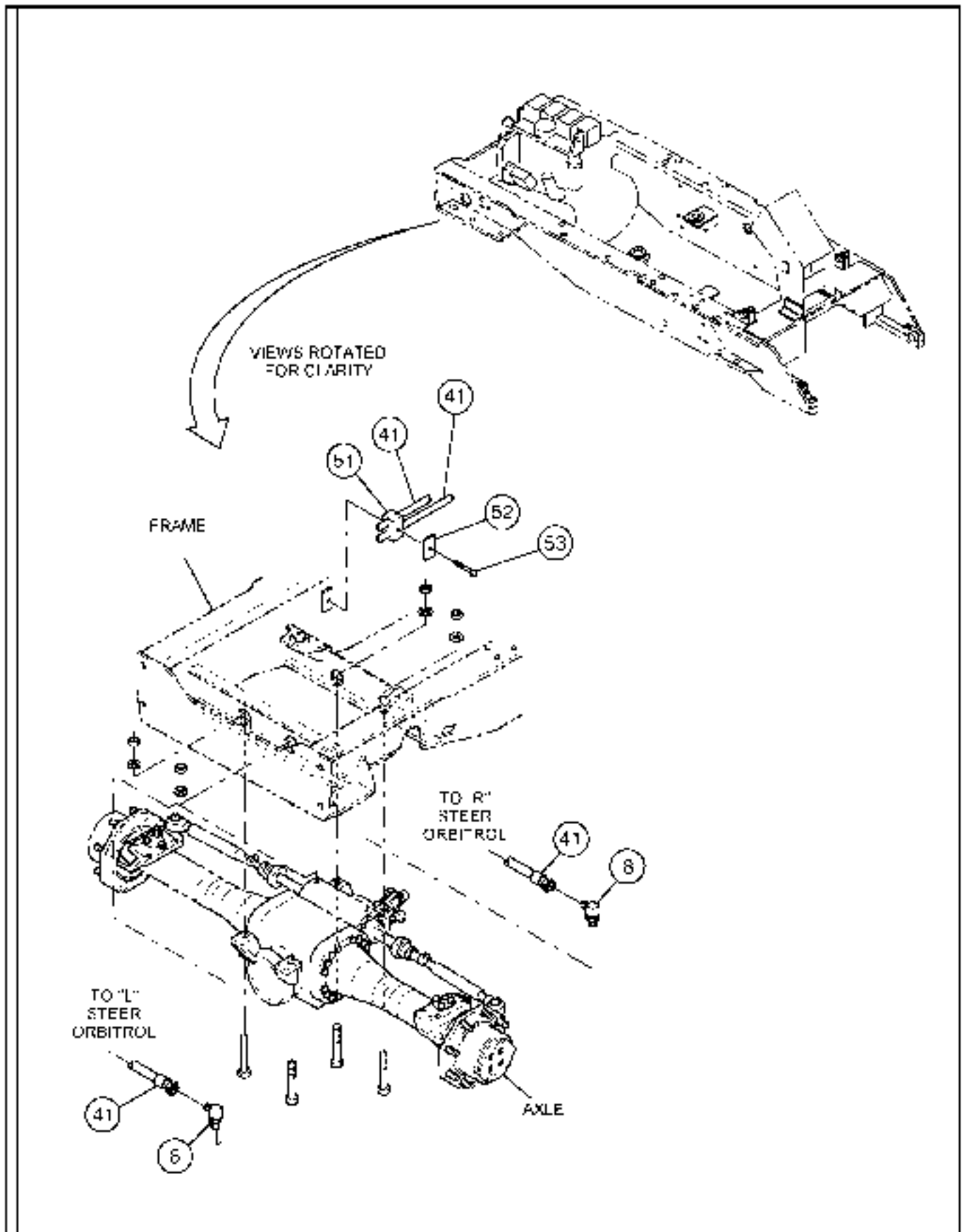
ITEM	COMM. NO.	DESCRIPTION	QTY	DIMENSIONS/NOTES
1	N.S.S.	Hydraulic Tank Assembly	1	
-	59588392	-Pipe Plug	1	
-	95480083	-Plug	1	
-	58849829	-Sight Gauge	1	
-	59246793	-Tank Filter	1	
2	95919585	H.F.C.S.	4	
3	59539569	Hardened Flatwasher	8	
4	95923348	Locknut	4	
6	59414961	Return Filter	1	
-	59587196	-Return Filter Element	1	See Section - M.1
12	59922930	Adapter	1	
16	59922971	Fitting	1	
17	59922641	Straight Adapter	1	
20	59923094	Adapter	1	
21	59924027	Reducing Adapter	1	
22	59924180	Orbital Reducer	1	
23	59923037	Adapter	1	
24	59936435	Hose Assembly	1	35.0"
25	13039573	Hose Assembly	1	47.0"
26	59218842	Hose Assembly	1	11.50"
34	59869917	Lockscrew	4	
43	59922658	Straight Adapter	1	
46	59220129	Vent Box	1	
47	59457200	Breather Assembly	1	
48	59965962	Lockscrew	2	
49	95279402	Adapter, 90°	2	
50	59662197	Hose Assembly	1	16.0"

HYDRAULIC SUPPLY AND RETURN INSTALLATION - SHEET 2 OF 4



HYDRAULIC SUPPLY AND RETURN INSTALLATION - SHEET 2 OF 4

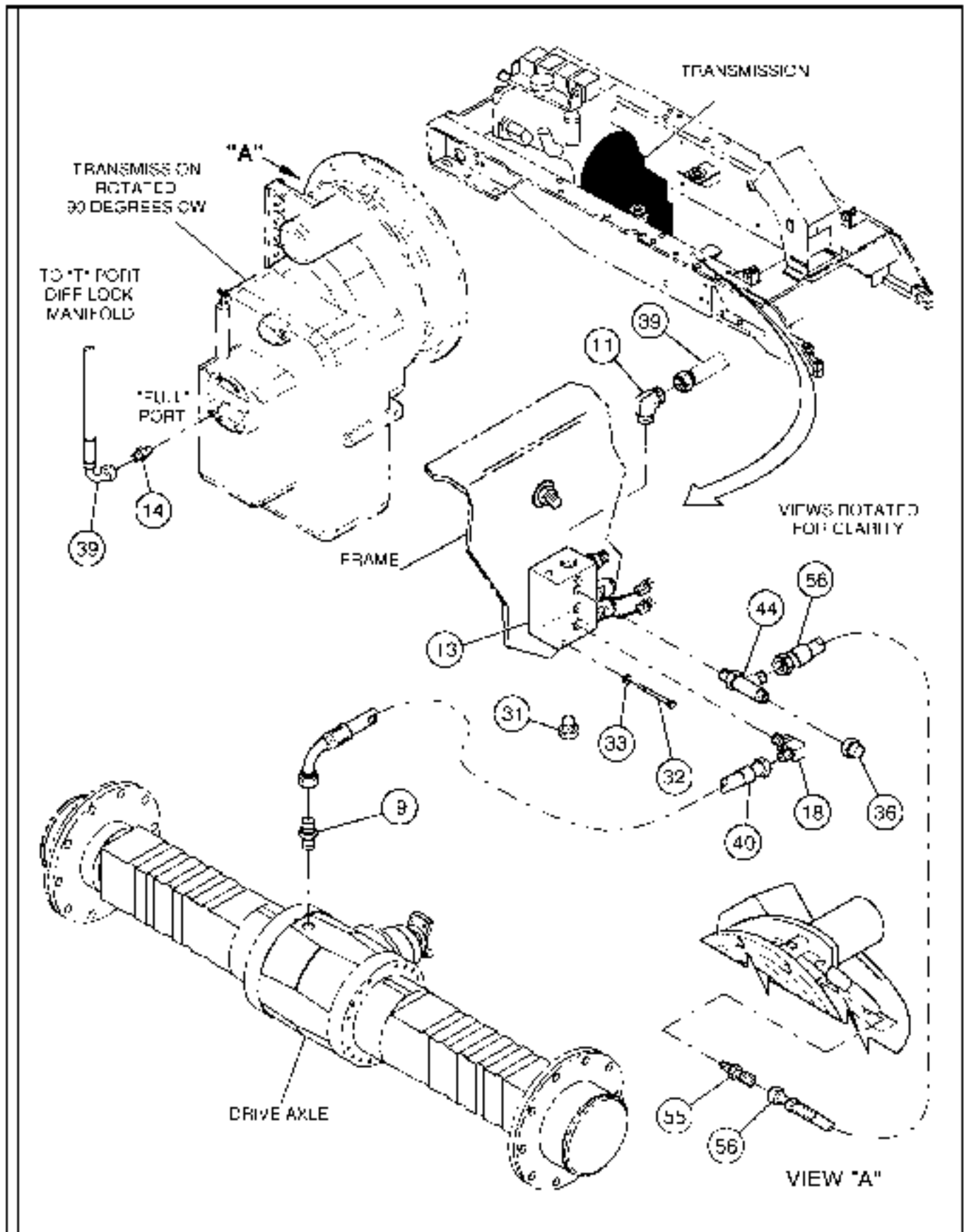
ITEM	COMM. NO.	DESCRIPTION	QTY	DIMENSIONS/NOTES
5	59922666	Straight Adapter	1	
7	59918649	Straight Adapter	1	
8	59921031	Adapter	3	
10	59922245	Adapter, 45°	1	
15	59922542	Straight Adapter	1	
18	59922807	Adapter	3	
19	59221630	Hydraulic Supply Gear Pump	1	
-	54576723	- Seal Kit	A/R	
28	58827684	Adapter	1	
29	59332494	Hose Assembly	1	28.0"
35	59240507	Hose Assembly	1	43.0"
37	59218867	Hose Assembly	1	107.0"
38	131899115	Hose Assembly	1	107.0"
45	59922898	Adapter, 90°	1	



HYDRAULIC SUPPLY AND RETURN INSTALLATION - SHEET 3 OF 4

ITEM	COMM. NO.	DESCRIPTION	QTY	DIMENSIONS/NOTES
8	599211031	Adapter	3	
41	59218883	Hose Assembly	1	135.0"
51	59929026	Clamp Insert	6	
52	59583450	Cover	3	
53	95920492	H.F.C.S.	1	

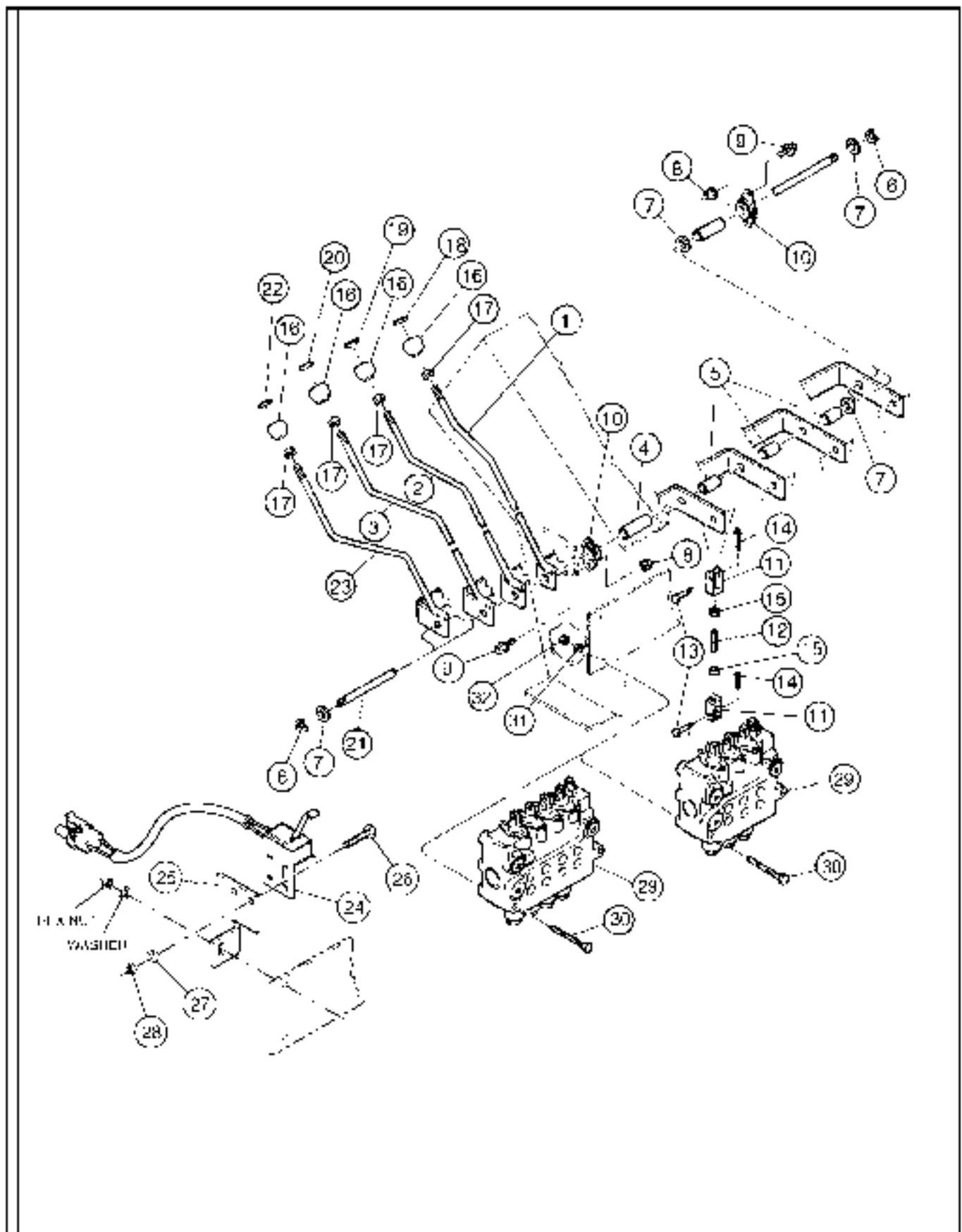
HYDRAULIC SUPPLY AND RETURN INSTALLATION - SHEET 4 OF 4



HYDRAULIC SUPPLY AND RETURN INSTALLATION - SHEET 4 OF 4

ITEM	COMM. NO.	DESCRIPTION	QTY	DIMENSIONS/NOTES
9	59031559	Connector	1	
11	59022849	Adapter	1	
13	59248443	4WD and Differential Lock Valve	1	
14	59919654	Tee	1	
18	59922807	Adapter	3	
31	95323366	Plug	1	
32	95919304	11.E.L.C.S.	2	
33	95922324	Flatwasher	2	
36	59218859	Hose Assembly	1	105.0"
39	13099015	Hose Assembly	1	24.0"
40	58851478	Hose Assembly	1	51.0"
44	59922716	Adapter	1	
55	95287629	Adapter	1	
56	59231191	Hose Assembly	1	39.0"

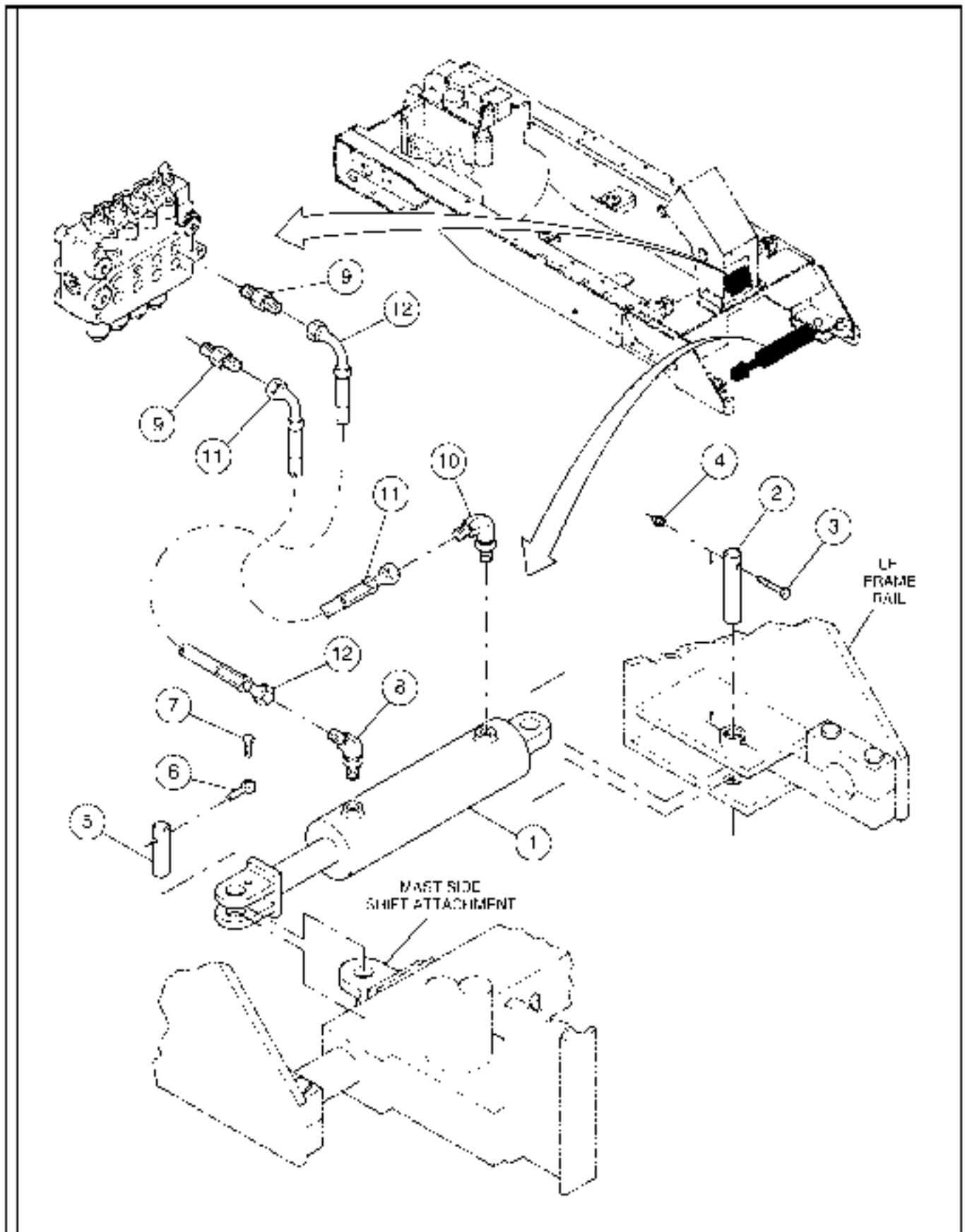
CONTROL VALVE INSTALLATION



CONTROL VALVE INSTALLATION

ITEM	COMM. NO.	DESCRIPTION	QTY	DIMENSIONS/NOTES
		<small>1031 5921600, 5921901, 5921651 & 5921903</small>		
1	59416230	Lift Handle	1	
2	59416248	Handle	1	
3	59416255	Handle	1	
4	59416206	Long Spacer (use with 3-Section Valve)	1	
5	59416214	Short Spacer	3	
6	95223269	Ring	2	
7	95923299	Flatwasher	6	
8	95923298	Locknut	4	
9	59965962	Lockscrew	4	
10	59417170	Bearing	2	
11	59417071	Clevis	6	
12	95923488	Stud	3	
13	59584482	Pin	6	
14	95924023	Cotter Pin	6	
15	95923058	Locknut	6	
16	59340117	Knob (Quantity 4 with 4-Section Valve)	3	
17	95922993	Locknut (Quantity 4 with 4-Section Valve)	3	
18	59377630	Knob Decal	1	
19	59377622	Knob Decal	1	
20	59377614	Knob Decal	1	
21	58841818	Pivot Bar (use with 3-Section Valve)	1	
-	59416222	Pivot Bar (use with 4-Section Valve)	1	
22	59377663	Blank Inlay (use with 4-Section Valve)	1	
23	59416263	Auxiliary Handle (use with 4-Section Valve)	1	
24	59286013	S.P.S.T. Switch	1	
25	59240598	Switch Bracket	1	
26	59480996	H.F.L.C.S.	2	
27	95922332	Flatwasher	2	
28	95938437	Locknut	2	
29	59240655	3-Section Directional Valve	1	See Breakdown - 1.19
-	59240663	4-Section Directional Valve	1	See Breakdown - 1.20
30	95920625	H.F.L.C.S.	3	
31	96741038	Flatwasher	3	
32	59327833	Hex Nut	3	

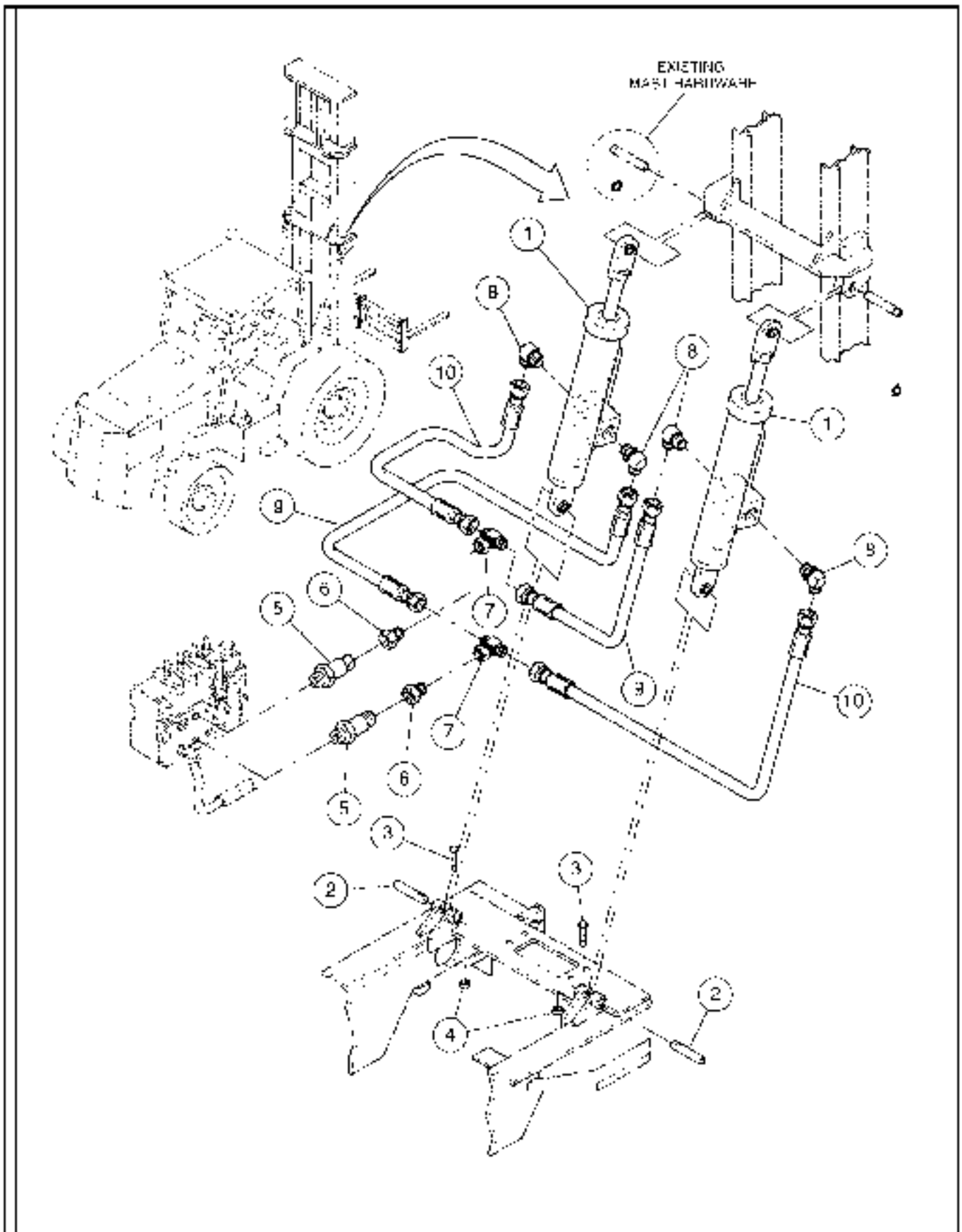
MAST SIDE SHIFT INSTALLATION



MAST SIDE SHIFT INSTALLATION

ITEM	COMM. NO.	DESCRIPTION	QTY	DIMENSIONS/NOTES
1	59248542	Side Shift Cylinder	1	
-	54577838	- Locknut	1	
-	54577846	- Seal Kit	1	
2	59249668	Pin	1	
3	95919205	H.F.L.C.S.	1	
4	95923298	Locknut	1	
5	59249703	Pin	1	
6	59455154	Anchor	1	
7	96701495	H.F.L.C.S.	1	
8	59918441	Adapter	1	
9	59918649	Straight Adapter	2	
10	59922864	Adapter 90°	1	
11	59015602	Hose Assembly	1	23.0"
12	59174789	Hose Assembly	1	20.0"

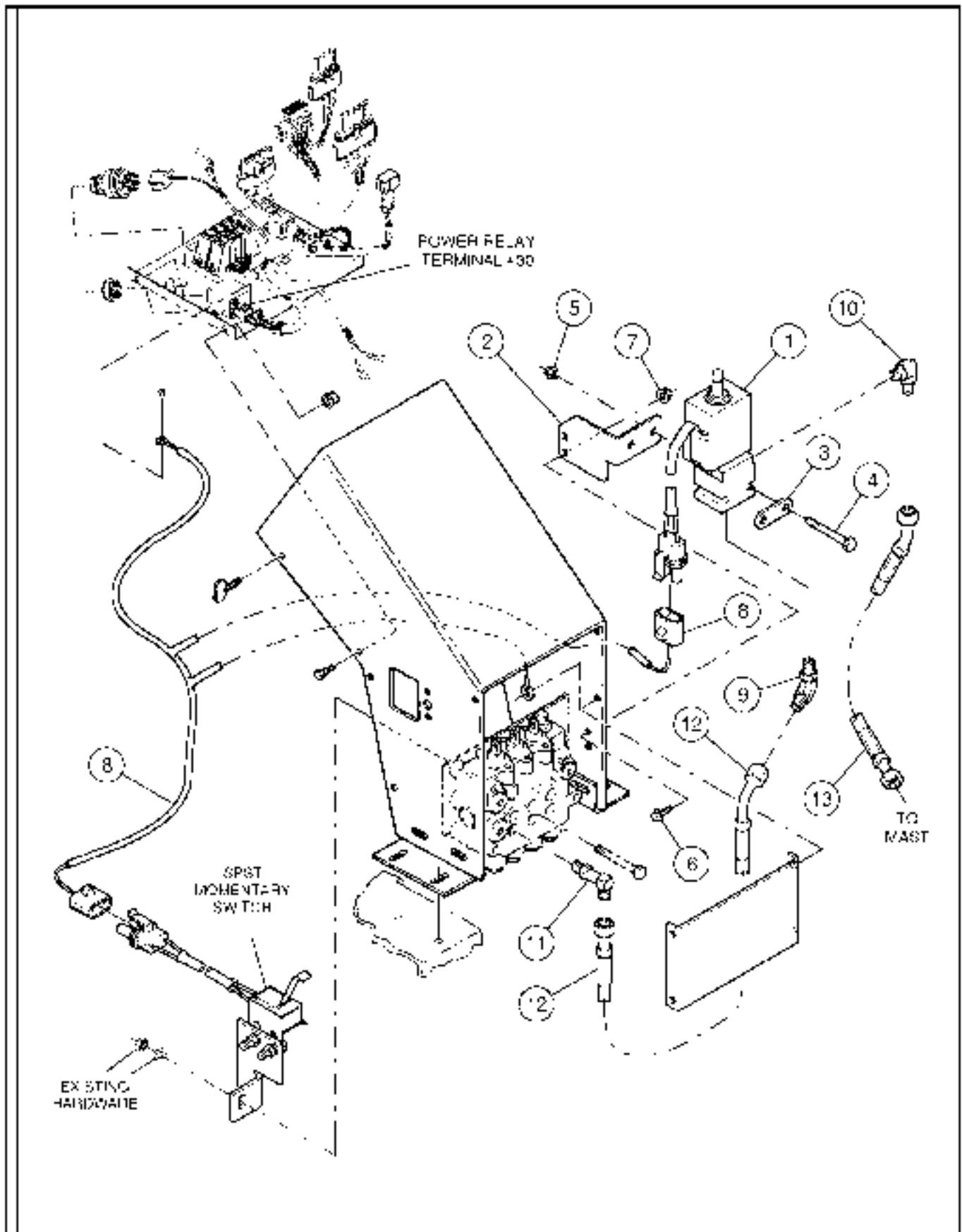
MAST TILT INSTALLATION



MAST TILT INSTALLATION

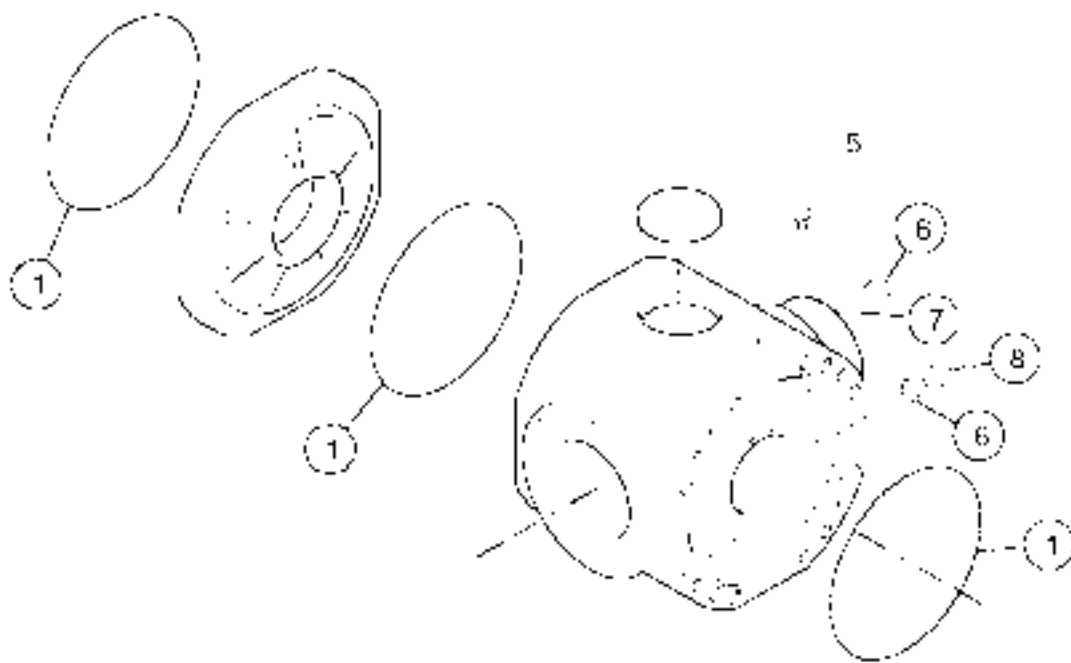
ITEM	COMM. NO.	DESCRIPTION	QTY	DIMENSION/NOTES
1	59244622	Tilt Cylinder	2	
-	56998503	-Locknut	1	
-	59245217	-Counterbalance Valve Extend	1	CBBC-1.1IN
-	59245225	-Counterbalance Valve Retract	1	CBBB-1.1IN
-	59245233	-Seal Kit	1	
2	59202192	Tilt Cylinder Pin	2	
3	95919304	H.H.C.S.	2	
4	95923298	Locknut	2	
5	59931345	Adapter	2	
6	58935644	Adapter	2	
7	59018557	Tee Adapter	2	
8	59921031	Adapter	4	
9	58808825	Hose Assembly	2	21.5"
10	59273131	Hose Assembly	2	25.0"

MAST LIFT INSTALLATION



MAST LIFT INSTALLATION

ITEM	COMM. NO.	DESCRIPTION	QTY	DIMENSION/NOTES
1	59240671	Check Valve Solenoid	1	
2	59240648	Valve Mounting Bracket	1	
3	59240689	Clamp Plate	1	
4	95919205	Cap screw	2	
5	95923298	Locknut	2	
6	59965962	Lockbolt	2	
7	59941682	Locknut	2	
8	59240630	Mast Lift Wiring Harness	1	
9	59922260	Adapter, 45°	1	
10	59922922	Adapter	1	
11	59408542	Adapter	1	
12	59151134	Hose Assembly	1	25.25"
13	59248302	Hose Assembly	1	31.0"

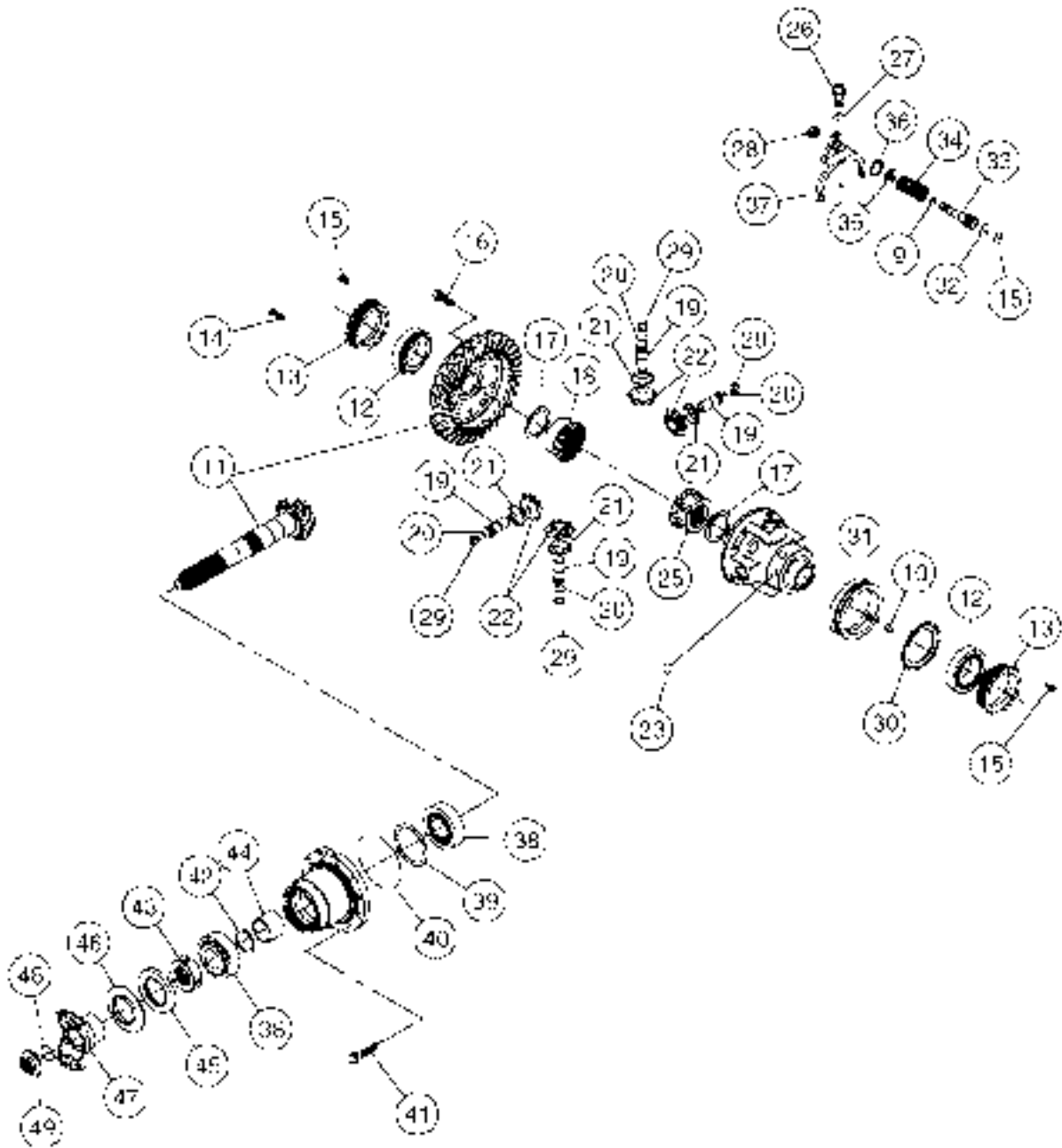


DRIVE AXLE (59251660) - INTERNAL BREAKDOWN - SHEET 1 OF 5

ITEM	COMM. NO.	DESCRIPTION	QTY	DIMENSIONS/NOTES
1	59793521	O-Ring	3	
5	59146233	Vent	1	
6	59794123	Washer	2	
7	59794115	Plug	1	
8	59146241	Plug Magnet	1	

DRIVE AXLE (59251660) - INTERNAL BREAKDOWN - SHEET 2 OF 5

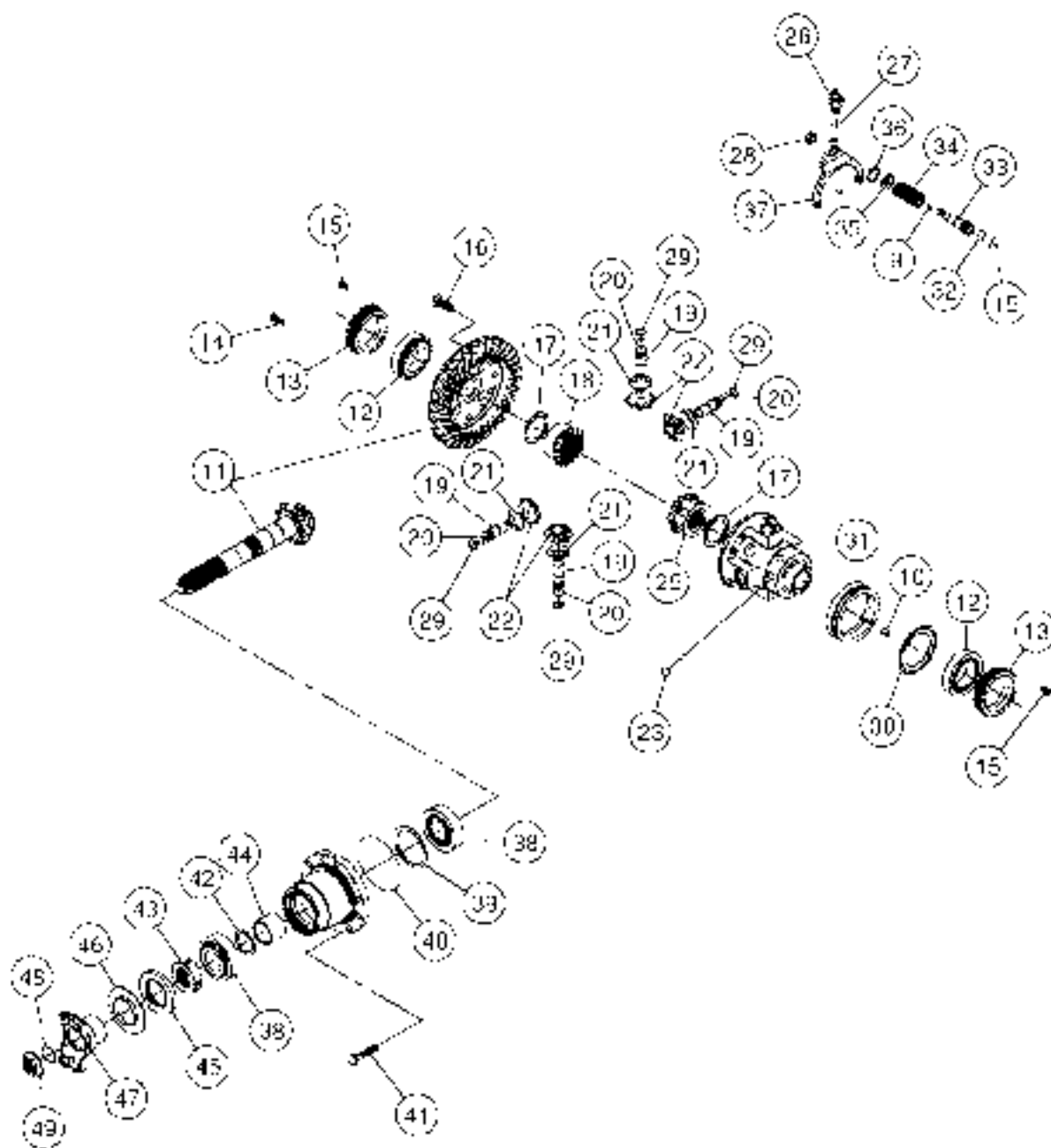
Emp-027086 00



DRIVE AXLE (59251660) - INTERNAL BREAKDOWN - SHEET 2 OF 5

ITEM	COMM. NO.	DESCRIPTION	QTY	DIMENSIONS/NOTES
9	59242644	Circlip	1	
10	59242651	Key	1	
11	59242669	Bevel Gear Set	1	
12	59793786	Bearing	2	
13	59146274	Ring Nut	2	
14	59146282	Bolt	4	
15	59146290	Bolt	2	
16	54632781	Bolt	12	
17	59146316	Friction Washer	2	
18	59146324	Differential Side Gear	1	
19	59146357	Pin	4	
20	59146332	Circlip	4	
21	59146365	Friction Washer	4	
22	59146423	Pinion Differential	4	
23	59242677	Ball, Detent	6	
24	59242685	Ring	1	
25	13247408	Differential Side Gear	1	
26	58916545	Plug	1	
27	58916537	Seal Washer	1	
28	59242727	Nut	1	
29	59146340	Circlip	4	
30	59242735	Sheet	1	
31	59242743	Selector	1	
32	13067590	O-Ring	1	
33	59242750	Piston	1	
34	59242768	Spring	1	
35	59242776	Plug	1	

1.4.1.1-5009-10

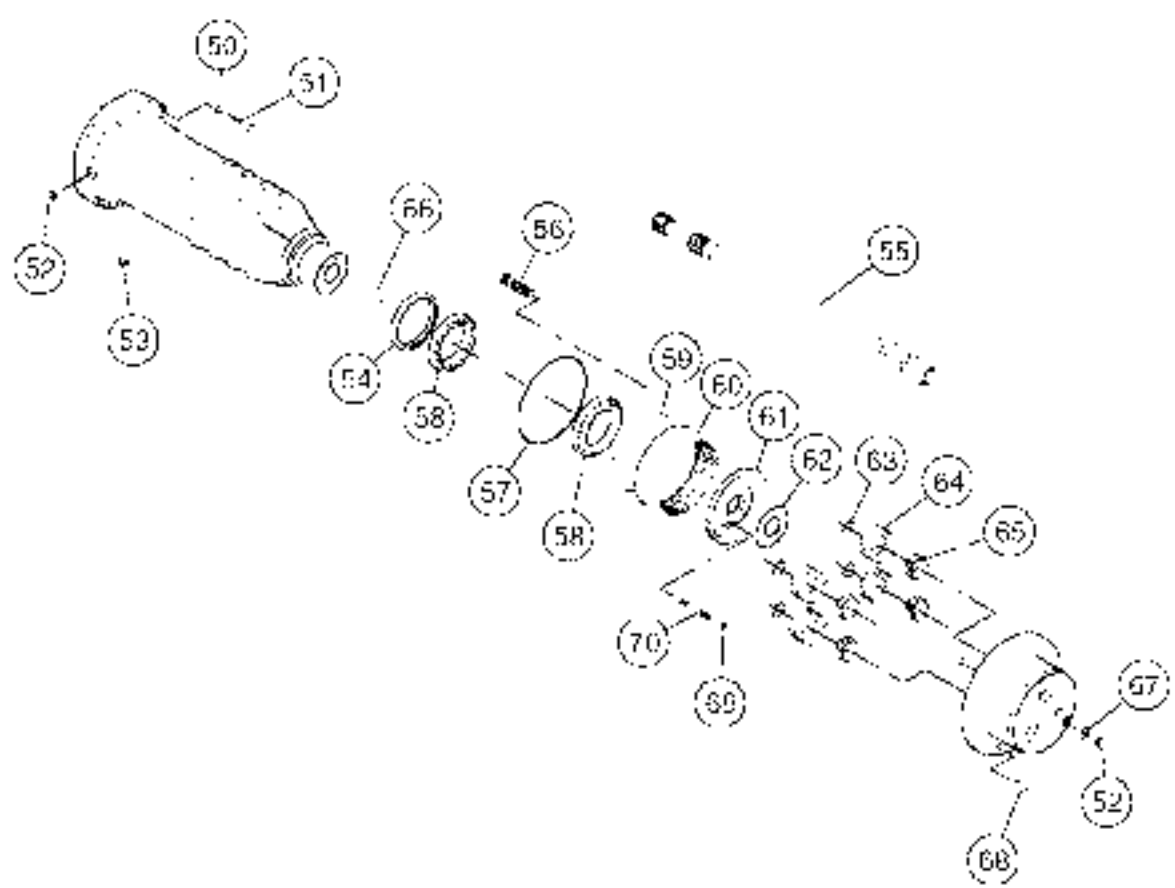


DRIVE AXLE (59251660) - INTERNAL BREAKDOWN - SHEET 3 OF 5

ITEM	COMM. NO.	DESCRIPTION	QTY	DIMENSIONS/NOTES
36	59242792	Selector Fork	1	
37	59769661	Bearing	2	
38	59769661	Bearing	2	
39	59154120	Shim	1	
-	59154138	Shim	1	
-	59154146	Shim	1	
-	59154153	Shim	1	
40	13104021	O-Ring	1	
41	59793034	Bolt	12	
42	59154161	Shim	1	
-	59154179	Shim	1	
-	59154187	Shim	1	
-	59794149	Shim	1	
-	59154195	Shim	1	
43	59769653	Nut	1	
44	59146381	Spacer	1	
45	58803958	Seal	1	
46	13082839	Cover Plate	1	
47	59194126	Flange	1	
48	59146258	O-Ring	1	
49	59146415	Nut	1	
-	59242818	Differential Kit (Includes Items 17,18,19 20,21 22,23,25,29)	1	

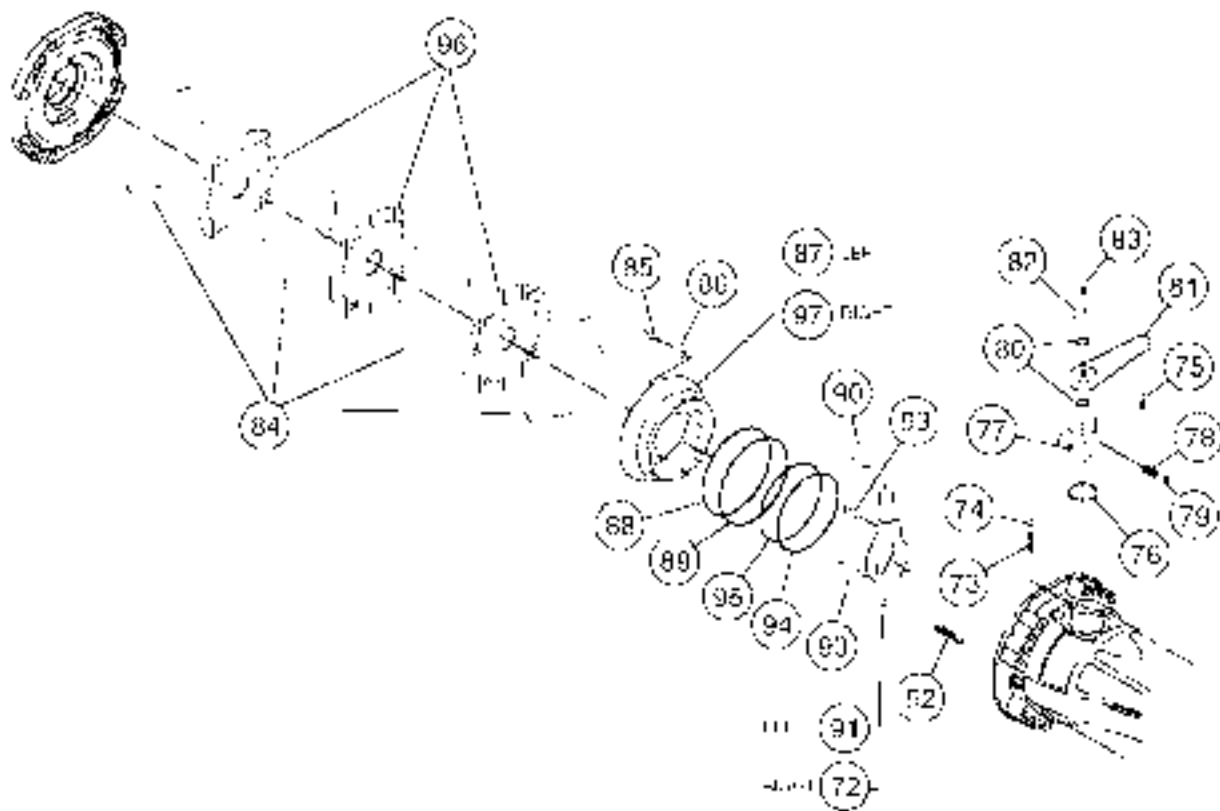
DRIVE AXLE (59251660) - INTERNAL BREAKDOWN - SHEET 4 OF 5

14027/0086 00



DRIVE AXLE (59251660) - INTERNAL BREAKDOWN - SHEET 4 OF 5

ITEM	COMM. NO.	DESCRIPTION	QTY	DIMENSIONS/NOTES
50	59146456	Washer	32	
51	59146449	Bolt	32	
52	59794115	Plug	4	
53	59146241	Plug,Magnet	2	
54	59146605	Seal	2	
55	59242826	Shaft,Half	2	
56	13228564	Wheel Stud	20	
57	58974155	O-Ring	2	
58	59146613	Bearing	4	
59	59153627	Circlip	2	
60	59243162	Gear, Ring	2	
61	59242834	Ring Gear Support	2	
62	59153650	Plate, Locking	2	
63	59146654	Circlip	8	
64	59146662	Gear	8	
65	59146670	Bearing	8	
66	59242842	Seal	2	
67	59794123	Washer	6	
68	59246835	Bolt, Tapered	4	
69	59153619	Nut	16	
70	59153601	Stud	16	
71	59242867	Friction Washer	2	
-	13247416	Planet Gear Carrier Kit (Includes Items 59, 60 62, 63, 65)	1	
			1	

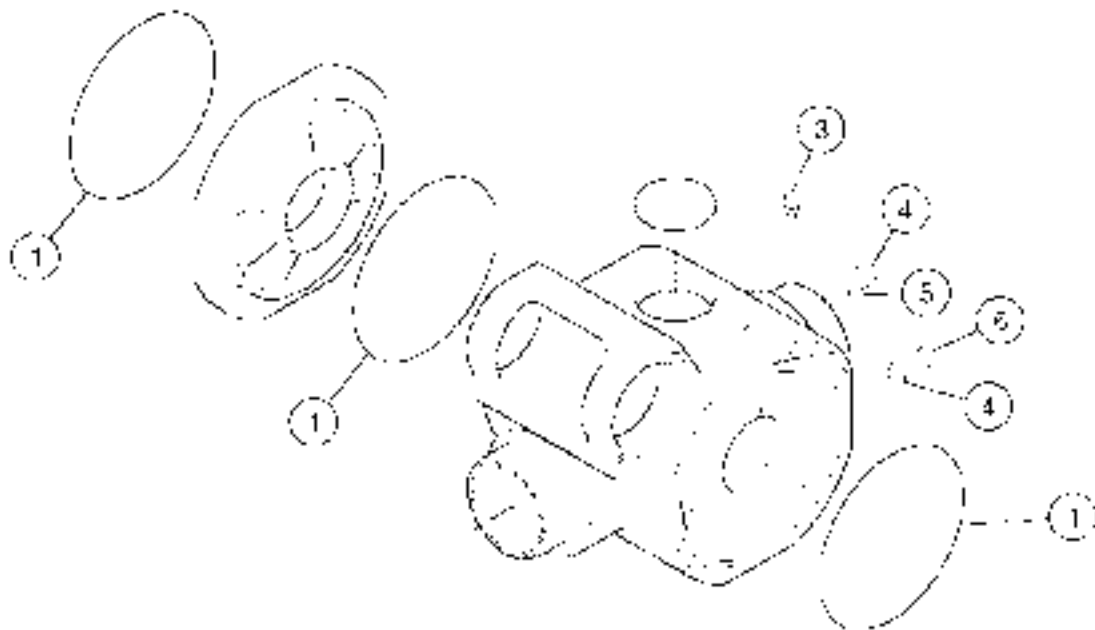


DRIVE AXLE (59251660) - INTERNAL BREAKDOWN - SHEET 5 OF 5

ITEM	COMM. NO.	DESCRIPTION	QTY	DIMENSIONS/NOTES
72	59242883	Lever	1	
73	59242891	Bolt,Bleeding	2	
74	59243006	Plug	2	
75	59794073	Bolt	6	
76	58916974	O-Ring	2	
77	59243022	Bushing Reduction	2	
78	59243014	Bolt,Grub	2	
79	59793430	Nut	2	
80	59243030	O-Ring	4	
81	59243048	Lever	2	
82	59793190	Spacer	2	
83	59793182	Bolt	2	
84	59153759	Intermediate Brake Disc	10	
85	59153676	Bolt	6	
86	59153684	Spring	3	
87	59243055	Piston	1	
88	59153718	Back Up Ring	1	
89	59153726	O-Ring	1	
90	59769935	Dowel	2	
91	59243071	Lever	1	
92	59153700	Spring	6	
93	13082870	Pusher	2	
94	59153734	Backu Up Ring	1	
95	59153742	O-Ring	1	
96	54705447	Brake Disc	8	
97	59243089	Piston	1	
-	59243097	Piston Kit, A (Includes Items 86,87,88,89,93,94)	1	
-	59243105	Piston Kit, B (Includes Items 86,88,89,94,97)	1	

AXLE 4-WHEEL DRIVE STEERING (59251652) - INTERNAL BREAKDOWN
SHEET 1 OF 6

DLJ 02/2002/07

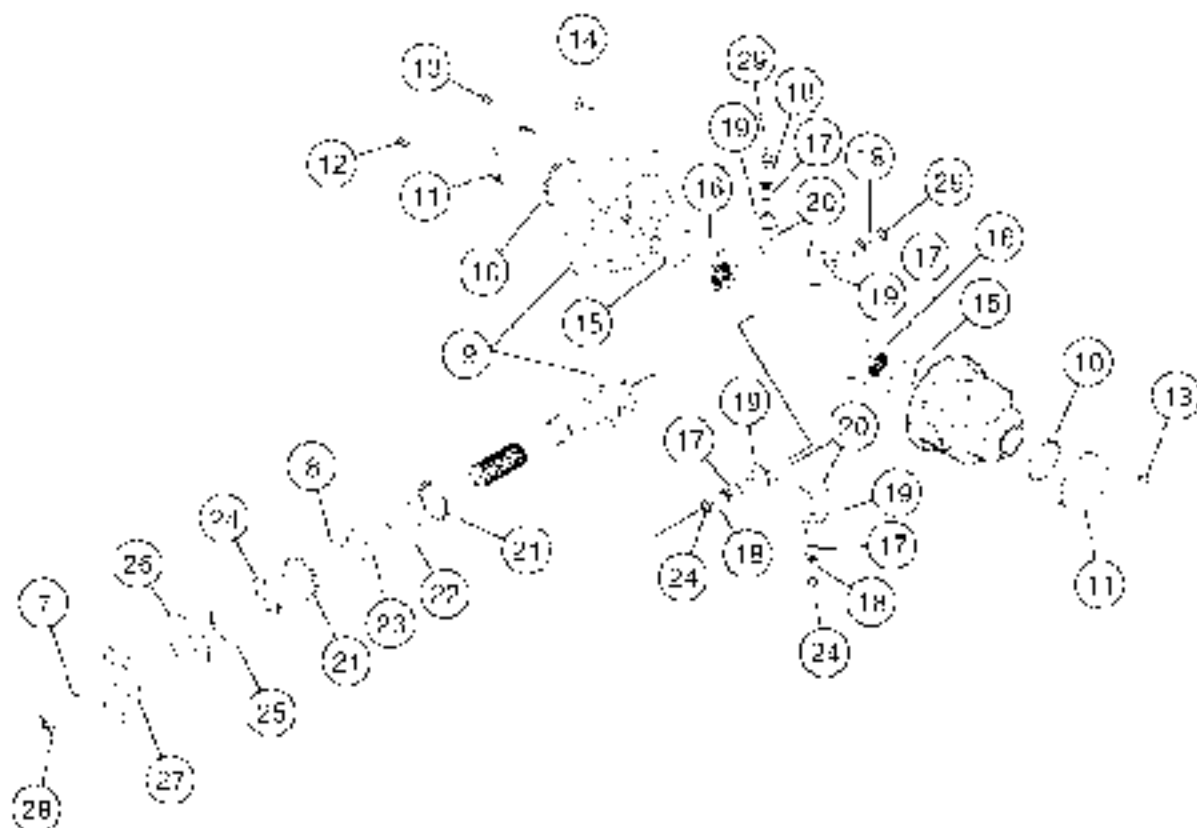


AXLE 4-WHEEL DRIVE STEERING (59251652) - INTERNAL BREAKDOWN
SHEET 1 OF 8

ITEM	COMM. NO.	DESCRIPTION	QTY	DIMENSIONS/NOTES
1	59793521	O-Ring	3	
3	59146233	Vent	1	
4	59794123	Washer	2	
5	59794115	Plug	1	
6	59146241	Magnet Plug	1	

AXLE 4-WHEEL DRIVE STEERING (59251652) - INTERNAL BREAKDOWN
SHEET 2 OF 6

1.0000000000000000

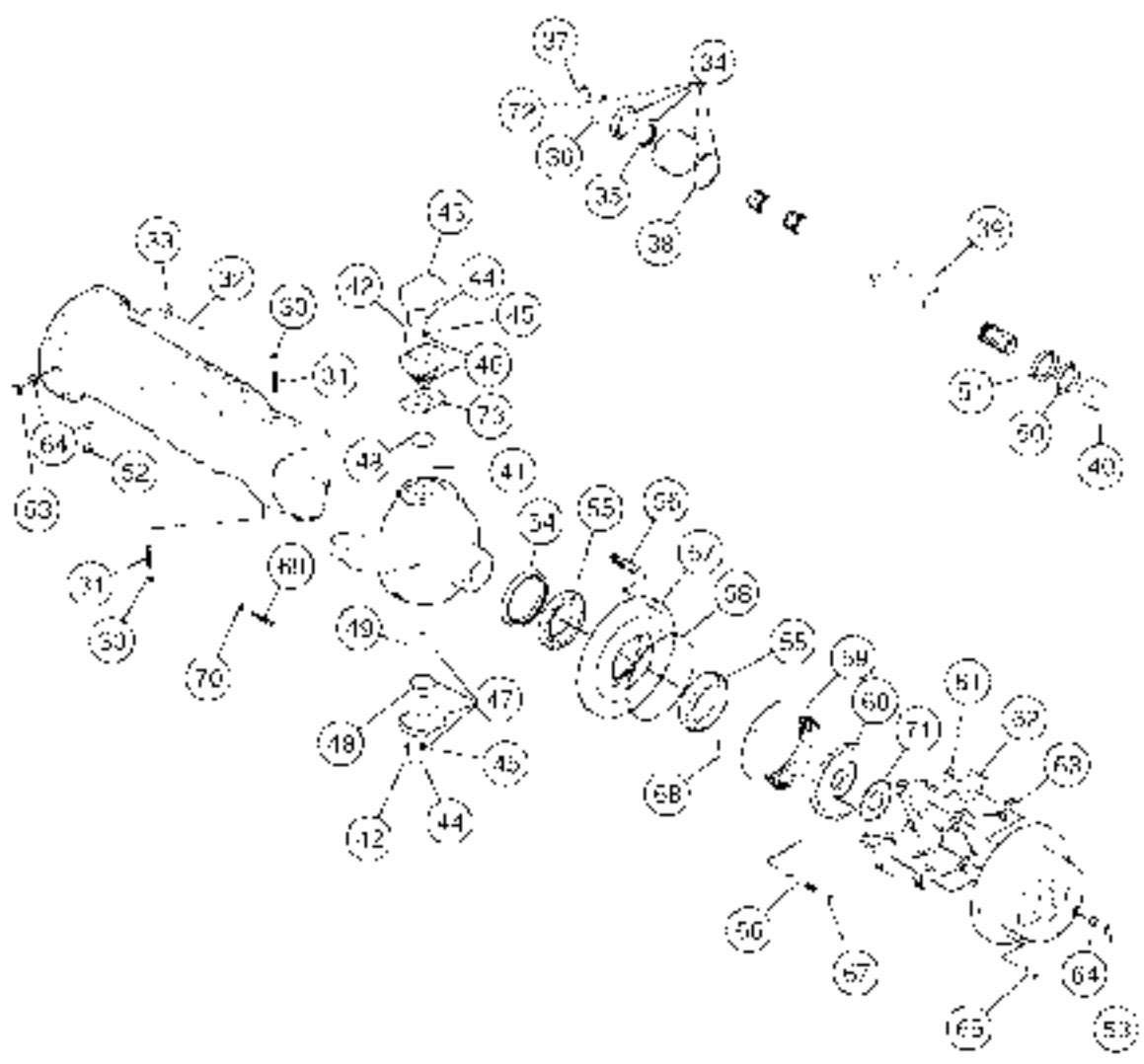


AXLE 4-WHEEL DRIVE STEERING (59251652) - INTERNAL BREAKDOWN
SHEET 2 OF 8

ITEM	COMM. NO.	DESCRIPTION	QTY	DIMENSIONS/NOTES
7	59146258	O-Ring	1	
8	59146241	Shim	1	
-	59154179	Shim	1	
-	59154187	Shim	1	
-	59794149	Shim	1	
-	59154195	Shim	1	
9	59243113	Bevel Gear Set	1	
10	59793786	Bearing	2	
11	59146274	Ring Nut	2	
12	59146282	Bolt	4	
13	59146290	Bolt	2	
14	54632781	Bolt	12	
15	59146316	Friction Washer	2	
16	59146324	Differential Side Gear	2	
17	59146357	Pin	4	
18	59146332	Circlip	4	
19	59146365	Friction Washer	4	
20	59146423	Differential Pinion	4	
21	59769661	Bearing	2	
22	59154120	Shim	1	
-	59154138	Shim	1	
-	59154146	Shim	1	
-	59154153	Shim	1	
23	59146381	Spacer	1	
24	59769653	Nut	1	
25	58803958	Seal	1	
26	13082839	Cover Plate	1	
27	59194126	Flange	1	
28	59146415	Nut	1	
29	59146340	Circlip	4	
-	59243121	Differential Kit (Includes Items 15,16,17, 18,19,20,29 And Carrier)	1	

AXLE 4-WHEEL DRIVE STEERING (59251652) - INTERNAL BREAKDOWN
SHEET 3 OF 6

JAN 2004-09 11

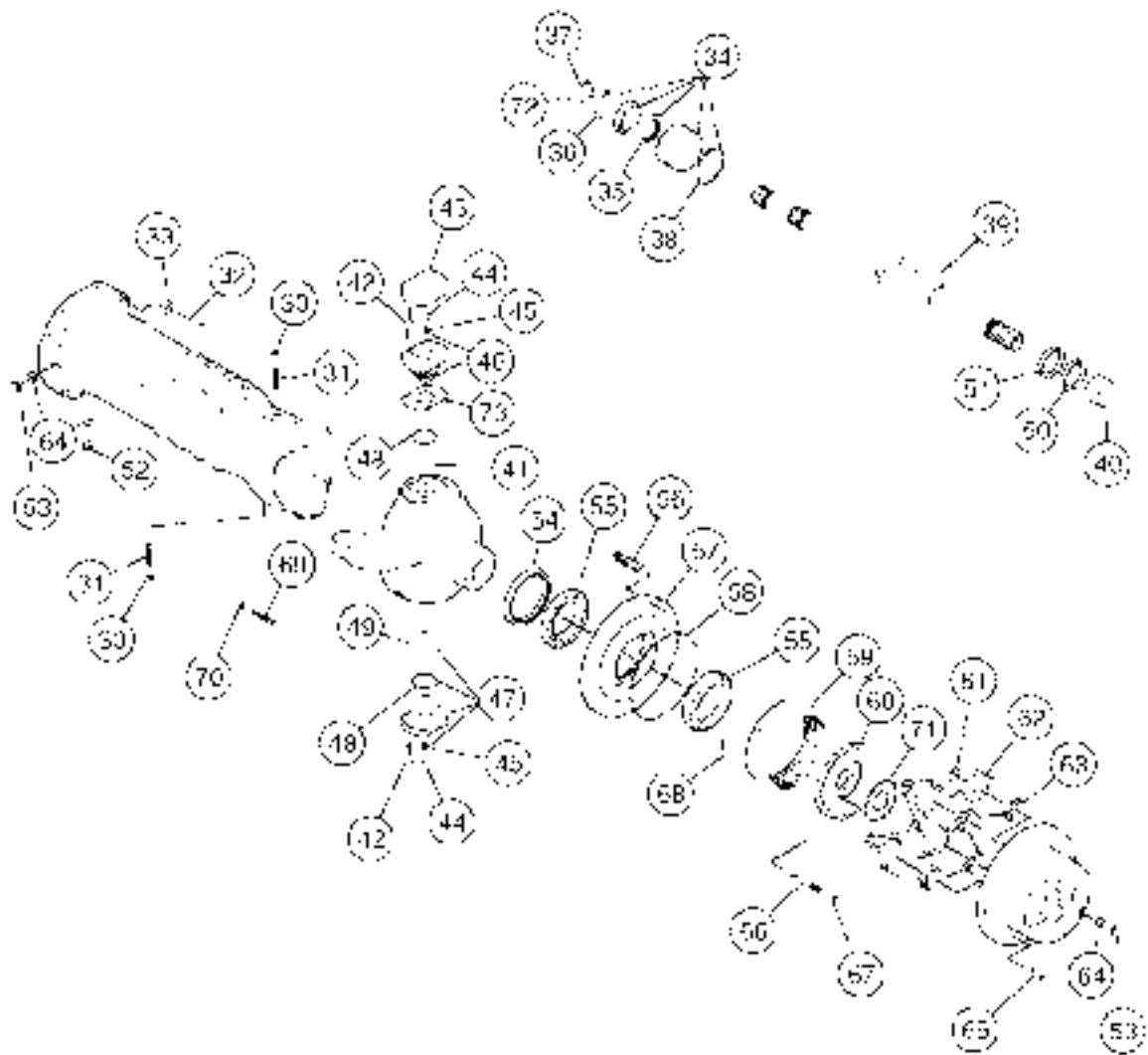


AXLE 4-WHEEL DRIVE STEERING (59251652) - INTERNAL BREAKDOWN
SHEET 3 OF 8

ITEM	COMM. NO.	DESCRIPTION	QTY	DIMENSIONS/NOTES
30	59791004	Nut	2	
31	59194134	Bolt	2	
32	59146449	Bolt	32	
33	59146456	Washer	32	
34	59194159	Reduction Bushing	2	
35	58804444	Seal	2	
36	59904961	Ball Bearing	2	
37	59790865	Circlip	2	
38	59194167	O-Ring	2	
39	13247424	Joint	2	
40	59146480	Thrust Bushing	2	
41	59146498	Outer Race	2	
42	59146308	Bolt	20	
43	59242545	Cover	2	
44	59243006	Plug	4	
45	59769364	Fitting	2	
46	59242552	Pivot Pin	2	
47	59242594	Pivot Pin	2	
48	59146548	Seal	2	
49	59146555	Articulation	2	
50	59146571	Seal	2	
51	59146589	Dust Excluder	2	
52	59146241	Magnet Plug	2	
53	59794115	Plug	4	
54	59146605	Seal	2	
55	59146613	Bearing	4	

AXLE 4-WHEEL DRIVE STEERING (59251652) - INTERNAL BREAKDOWN
SHEET 4 OF 6

1-9-2003 00

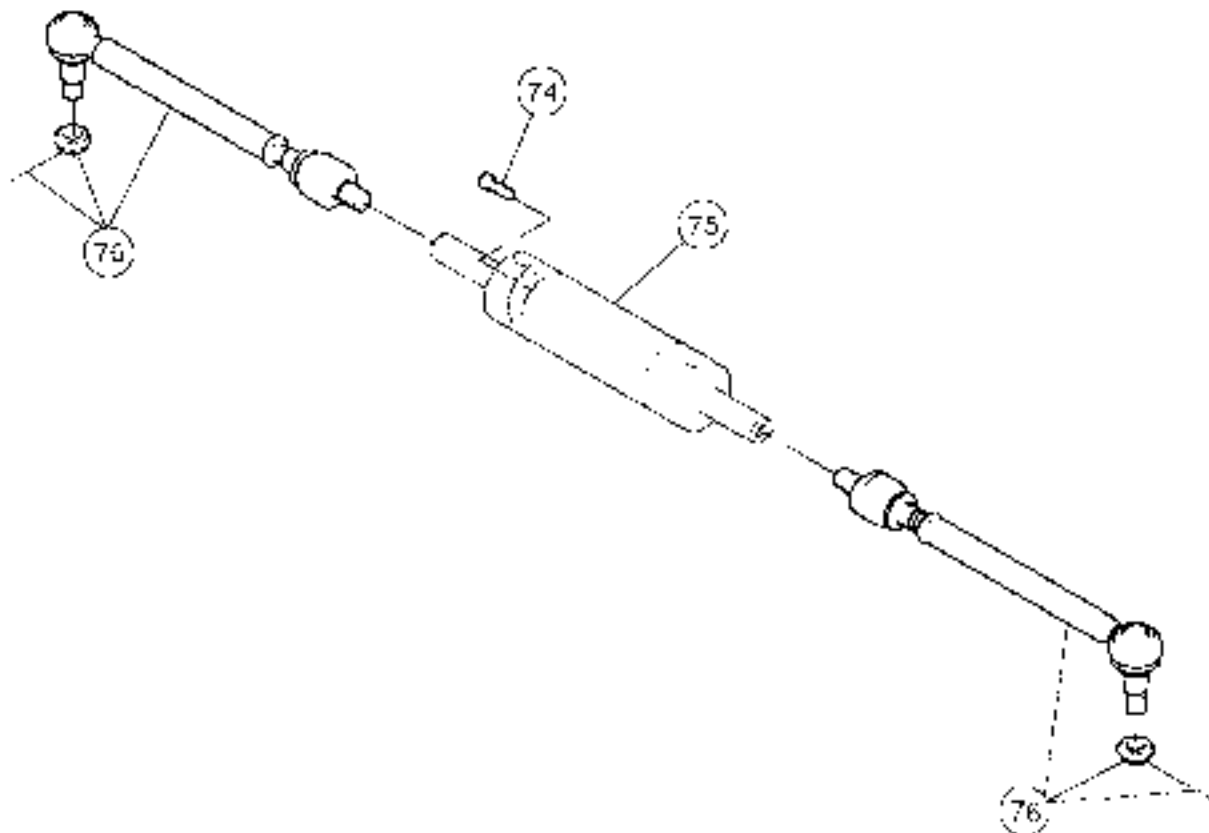


AXLE 4-WHEEL DRIVE STEERING (59251652) - INTERNAL BREAKDOWN
SHEET 4 OF 8

ITEM	COMM. NO.	DESCRIPTION	QTY	DIMENSIONS/NOTES
56	13228564	Wheel Stud	16	
57	59246850	Inner Hub	2	
58	59793521	O-Ring	2	
59	59243162	Ring Gear	2	
60	59242834	Ring Gear Support	2	
61	59146654	Circlip	8	
62	59146662	Planet Gear	8	
63	59146670	Bearing	8	
64	59794123	Washer	6	
65	59246835	Tapered Bolt	4	
66	59153601	Stud	16	
67	59153619	Nut	16	
68	59153627	Circlip	2	
69	59153635	Adjusting Bolt	4	
70	59153643	Nut	4	
71	59153650	Locking Plate	2	
72	59790824	Circlip	2	
73	59242537	Shim	2	
-	59243139	Shim	2	
-	59243147	Shim	2	
-	13247432	Planet Gear Carrier KIT (Includes Items 59,60,61,62,63,68 and Carrier)	1	

AXLE 4-WHEEL DRIVE STEERING (59251652) - INTERNAL BREAKDOWN
SHEET 5 OF 6

Ex-1104-000044X

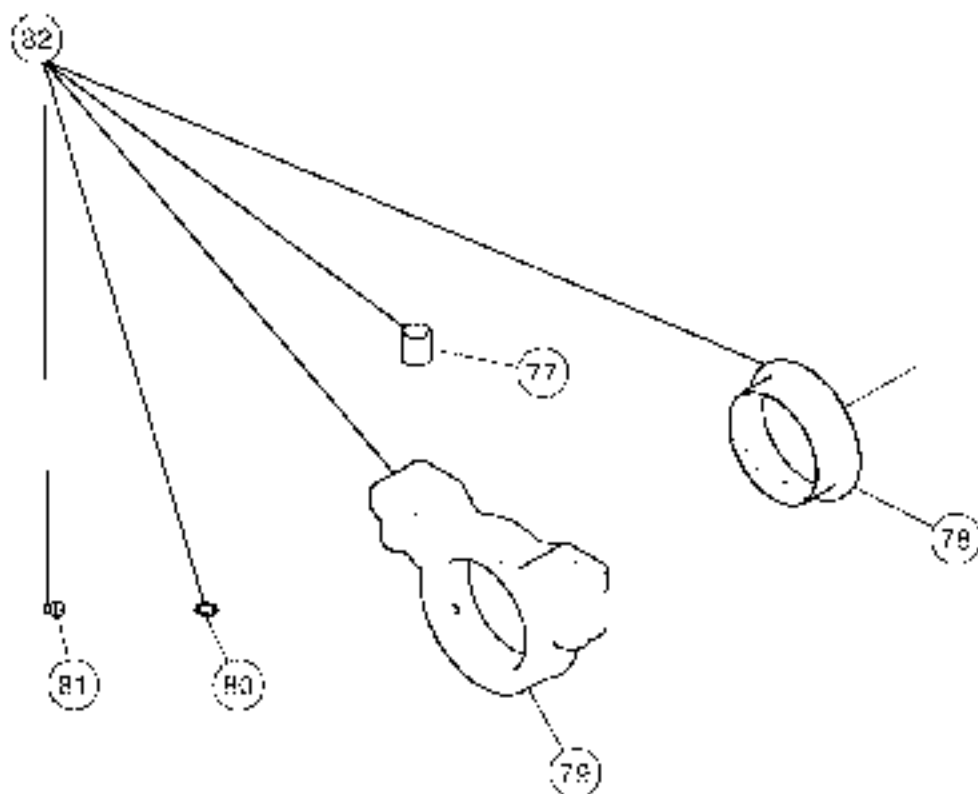


AXLE 4-WHEEL DRIVE STEERING (59251652) - INTERNAL BREAKDOWN
SHEET 5 OF 8

ITEM	COMM. NO.	DESCRIPTION	QTY	DIMENSIONS/NOTES
74	59154039	Cylinder Bolt	4	
75	59194217	Cylinder	1	
76	13224621	Tie-Rod	2	

AXLE 4-WHEEL DRIVE STEERING (59251652) - INTERNAL BREAKDOWN
SHEET 6 OF 6

Dwg#59251652.06




AXLE 4-WHEEL DRIVE STEERING (59251652) - INTERNAL BREAKDOWN
SHEET 6 OF 8

ITEM	COMM. NO.	DESCRIPTION	QTY	DIMENSIONS/NOTES
77	59154070	Reduction Bushing	4	
78	59154088	Thrust Bushing	2	
79	59194233	Support	2	
80	59769364	Fitting	2	
81	59243006	Plug	2	
82	13247440	Support	2	



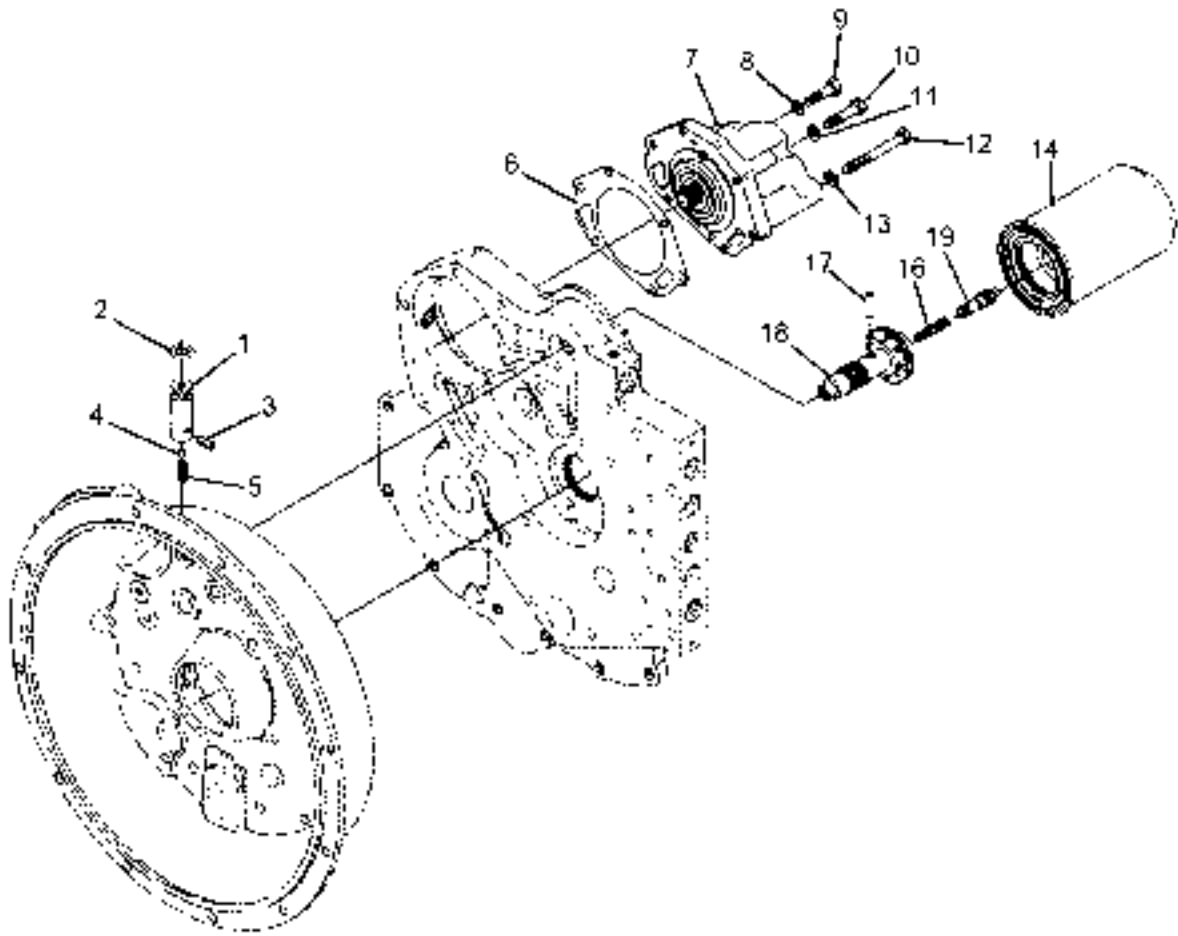
TRANSMISSION (59240523) INTERNAL BREAKDOWN - SHEET 1 OF 9

ITEM	COMM. NO.	DESCRIPTION	QTY	DIMENSIONS/NOTES
2	54493168	O-ring	1	
6	59124164	Gasket	1	
7	59124172	Dowel Pin	1	
13	54493176	O-ring	1	
15	51009116	Air Breather	1	
21	59130617	Tube and Screw Assembly	1	
22	59130625	Seal Ring	1	
23	59144089	Screw	1	
-	59144097	Seal Washer	1	
24	59144105	Washer	1	
-	59131110	Nut	1	
25	59144113	Retainer Clip	1	
26	50754977	Magnetic Drain Plug	1	
28	59124172	Dowel Pin	1	
29	59130633	Safety Valve Poppet	1	
30	59130641	Snap Ring	1	
31	59124115	Lockwasher	2	
32	59130658	Screw	2	
33	59124115	Lockwasher	2	
34	59130666	Screw	2	
35	59130674	Washer	1	
36	59130682	Valve Spring	1	
37	59130690	Valve Seat	1	
38	59130658	Screw	5	
39	59124115	Lockwasher	5	
45	59124107	Gasket	1	
47	59124115	Lockwasher	13	
48	59124123	Screw	13	
49	59124115	Lockwasher	3	
50	59124123	Screw	3	
51	59124115	Lockwasher	6	
52	59124131	Screw	6	



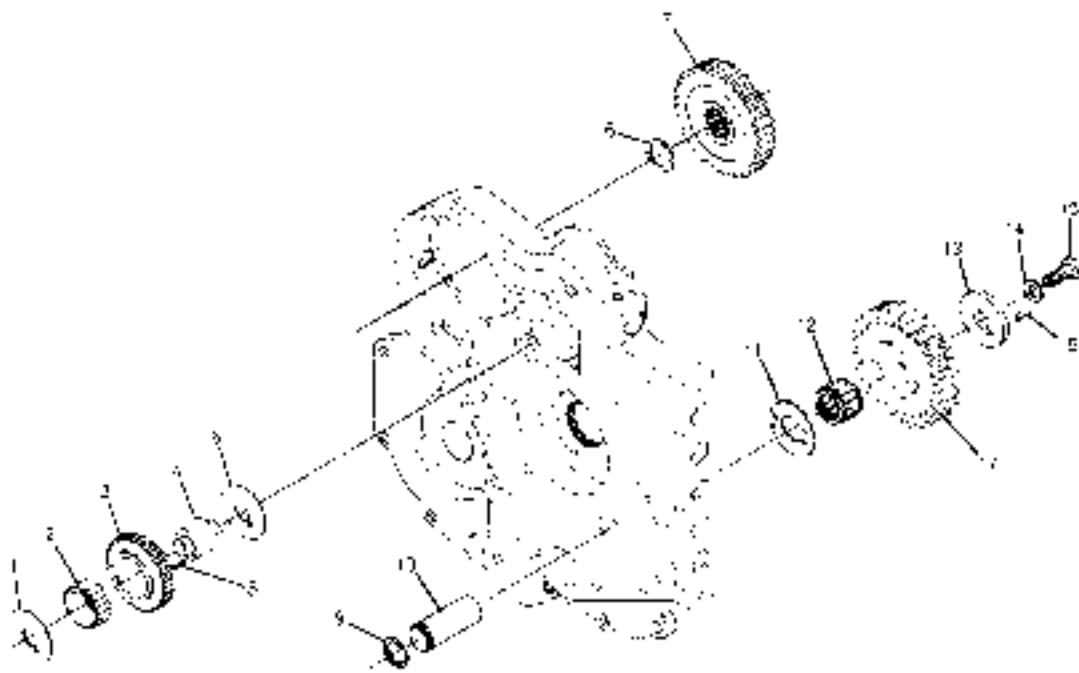
TRANSMISSION (59240523) INTERNAL BREAKDOWN - SHEET 2 OF 9

ITEM	COMM. NO.	DESCRIPTION	QTY	DIMENSIONS/NOTES
1	58886052	Snap Ring	1	
2	50959824	Torque Converter Plug	1	
3	59481572	O-ring	1	
4	59130732	Snap Ring	1	
5	59130740	Torque Converter Assembly	1	
6	59130732	Snap Ring	1	
7	59130757	Oil Seal	1	
9	59130773	Oil Distributor Ring	1	
11	59130781	Bearing	1	
12	59130799	Impeller Hub Gear	1	3.51
13	59130807	Snap Ring	1	
14	59130815	Piston Ring	1	
15	59130823	Piston Ring Expander	1	
16	59130831	Stator Support Assembly (includes items 17 & 18)	1	
17	N.S.S.	-Bushing	1	
18	N.S.S.	-Bearing	1	
19	59130807	Snap Ring	1	
20	59130849	Gear Washer	1	
21	59133579	Drive Plate Assembly (includes items 22 thru 25)	1	
22	N.S.S.	-Screw	6	
23	N.S.S.	-Lockwasher	6	
24	N.S.S.	-Backing Ring	1	
25	N.S.S.	-Drive Plate	1	




TRANSMISSION (59240523) INTERNAL BREAKDOWN - SHEET 3 OF 9

ITEM	COMM. NO.	DESCRIPTION	QTY	DIMENSIONS/NOTES
1	59130948	Check Valve (includes items 2 thru 5)	1	
2	59130930	-O-ring	1	
3	N.S.S.	-Pin	1	
4	N.S.S.	-Ball	1	
5	N.S.S.	-Spring	1	
6	59130989	Gasket	1	
7	59131003	Charging Pump	1	
8	59131052	Lockwasher	1	
9	54493200	Screw	1	
10	54493218	Screw	1	
11	59131052	Lockwasher	1	
12	54493226	Screw	1	
13	59131115	Lockwasher	1	
14	58886136	Filter Element	1	See Section - M.1
15	59131185	Regulator Valve (includes items 16 thru 19)	1	
16	N.S.S.	-Spring	1	
17	N.S.S.	-Pin	1	
18	N.S.S.	-Sleeve	1	
19	N.S.S.	-Piston	1	



TRANSMISSION (59240523) INTERNAL BREAKDOWN - SHEET 4 OF 9

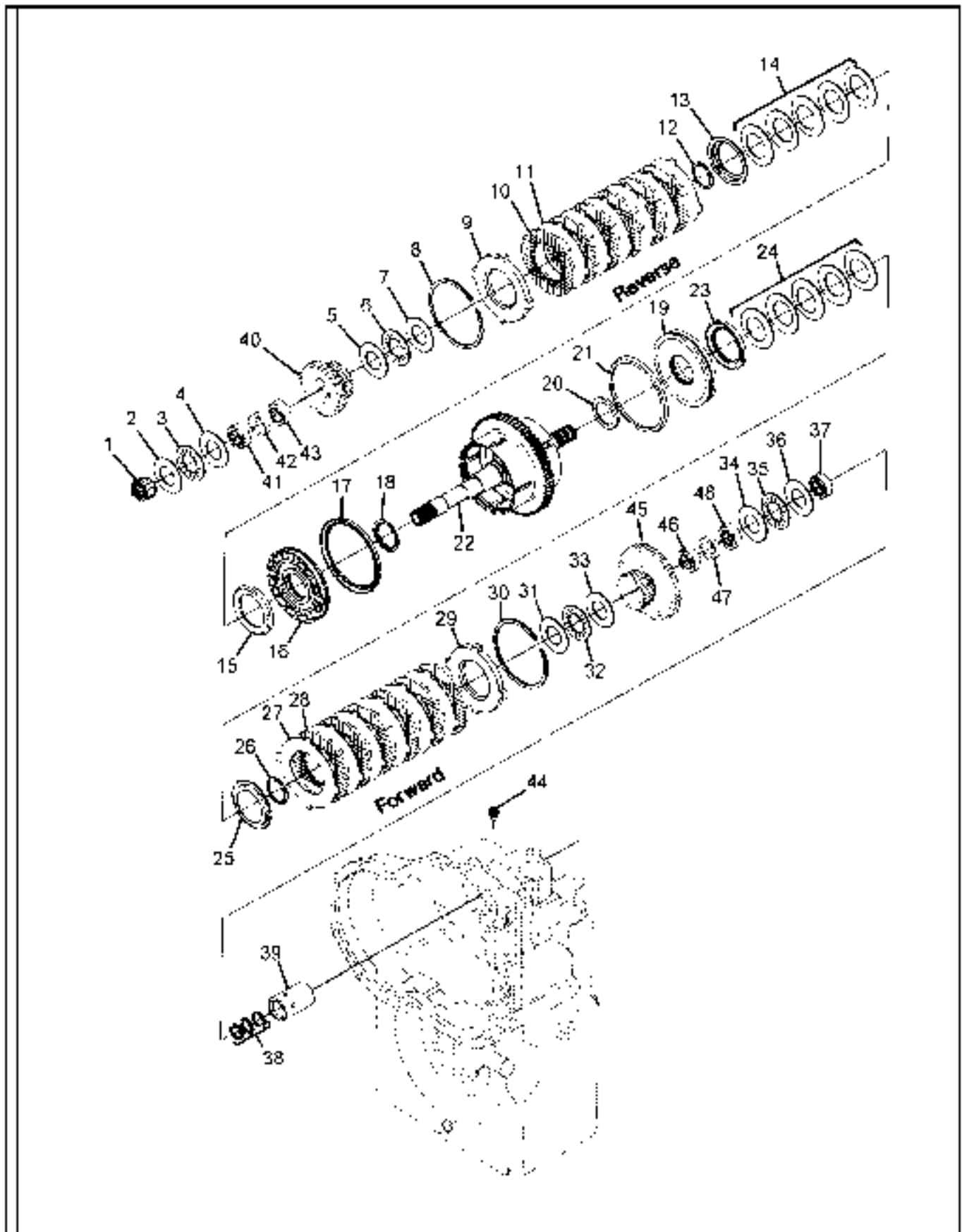
ITEM	COMM. NO.	DESCRIPTION	QTY	DIMENSIONS/NOTES
1	59130856	Thrust Washer	1	
2	59130864	Bearing	1	
3	59130872	Gear	1	31t
4	59130880	Shaft & Pin Assembly	1	
5	59130898	Roll Pin	1	
6	59130856	Thrust Washer	1	
7	54493234	Snap Ring	1	
8	54493242	Gear	1	34t
9	59131193	Snap Ring	1	
10	59131201	Shaft	1	
11	59131219	Thrust Washer	1	
12	59131227	Bearing	1	
13	59131198	End Plate	1	
14	59130708	Washer	1	
15	59130716	Capscrew	1	
16	59130724	Roll Pin	1	
17	59131235	Reverse Idler Gear	1	28t



TRANSMISSION (59240523) INTERNAL BREAKDOWN - SHEET 5 OF 9

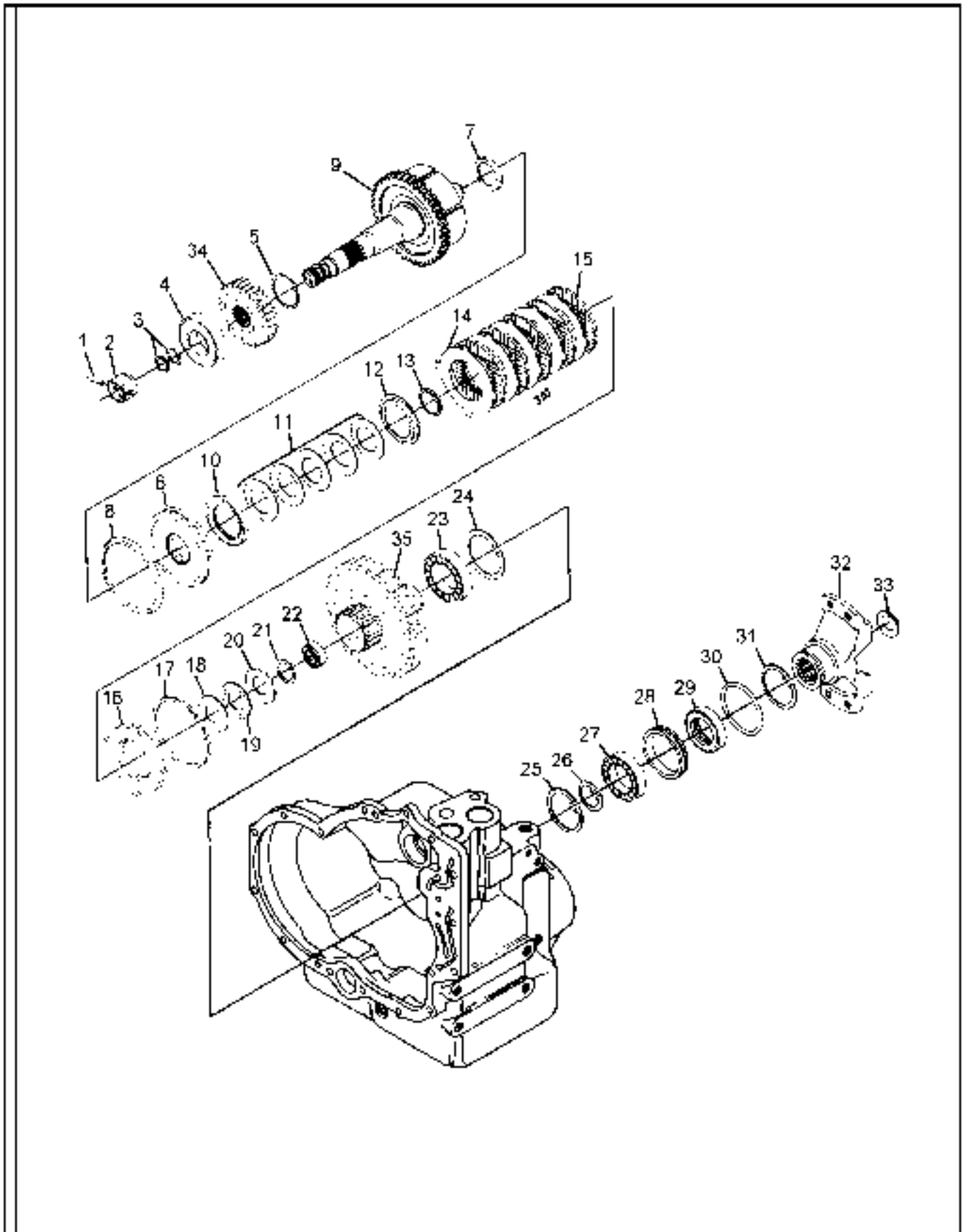
ITEM	COMM. NO.	DESCRIPTION	QTY	DIMENSIONS/NOTES
2	59131243	Thrust Washer	1	
3	59131250	Bearing	1	
4	59131243	Clutch Gear Thrust Washer	1	
5	59131243	Thrust Washer	1	
6	59131250	Thrust Washer Bearing	1	
7	59131243	Thrust Washer	1	
8	59131268	Snap Ring	1	
9	59131276	End Plate	1	
10	59131284	Inner Disc - Reverse Clutch	6	
11	59131292	Outer Disc - Reverse Clutch	6	
12	59131300	Snap Ring	1	
13	59131318	Snap Ring Retainer	1	
14	59131326	Disc Spring Washer (set of 5)	1	
15	59131334	Wear Plate	1	
16	59131342	Clutch Piston Assembly (includes items 17 & 18)	1	
17	N.S.S.	-Outer Seal	1	
18	N.S.S.	-Inner Seal	1	
19	59131342	Clutch Piston Assembly (includes items 20 & 21)	1	
20	N.S.S.	-Inner Seal	1	
21	N.S.S.	-Outer Seal	1	
22	59131375	Turbine Shaft Drum and Plug Assembly	1	
23	59131334	Wear Plate	1	
24	59131326	Disc Spring Washer	1	(set of 5)
25	59131318	Snap Ring Retainer	1	
26	59131300	Snap Ring	1	
27	59131292	Outer Disc - Forward Clutch	6	
28	59131284	Inner Disc - Forward Clutch	6	
29	59131276	End Plate	1	
30	59131268	Snap Ring	1	
31	59131243	Thrust Washer	1	
32	59131250	Bearing	1	
33	59131243	Thrust Washer	1	
34	59131243	Thrust Washer	1	
35	59131250	Bearing	1	
36	59131243	Thrust Washer	1	
37	59131383	Bearing	1	
38	59131391	Piston Ring	1	

Continued on next page



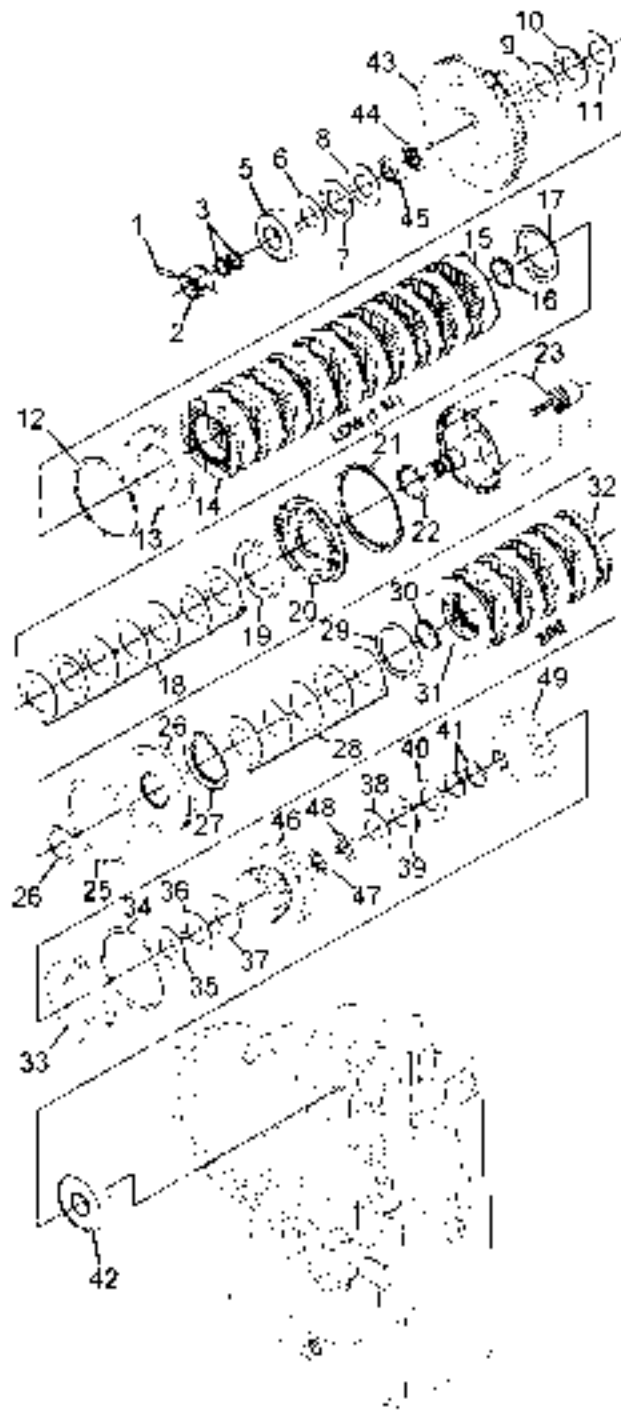
TRANSMISSION (59240523) INTERNAL BREAKDOWN - SHEET 5 OF 9 (CONTINUED)

ITEM	COMM. NO.	DESCRIPTION	QTY	DIMENSIONS/NOTES
39	59143404	Sleeve	1	
40	59143420	Reverse Clutch Gear and Bearing Assembly (includes items 41 thru 43)	1	
41	N.S.S.	-Bearing	1	
42	N.S.S.	-Spacer	1	
43	N.S.S.	-Bearing	1	
44	59143412	Retainer Screw	1	
45	59143453	Forward Clutch Gear and Bearing Assembly (includes items 46 thru 48)	1	
46	N.S.S.	-Bearing	1	
47	N.S.S.	-Spacer	1	
48	N.S.S.	-Bearing	1	



TRANSMISSION (59240523) INTERNAL BREAKDOWN - SHEET 6 OF 9

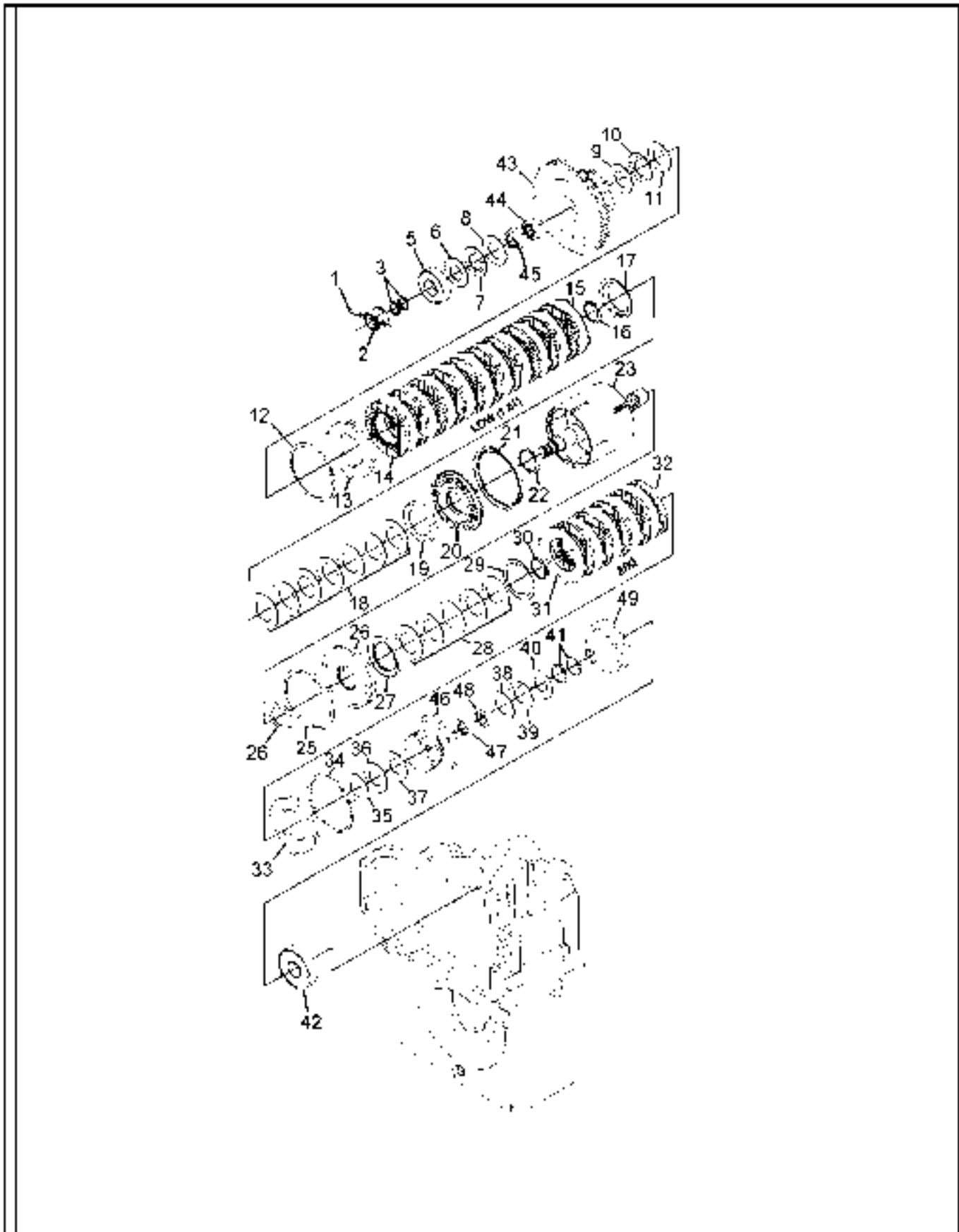
ITEM	COMM. NO.	DESCRIPTION	QTY	DIMENSIONS/NOTES
1	59143479	Sleeve Locating Screw	1	
2	59143495	Oil Distributor Sleeve	1	
3	59131391	Piston Ring	2	
4	59143503	Bearing and Seal Assembly	1	
5	59143511	Snap Ring	1	
6	59143537	Clutch Piston Assembly (includes items 7 & 8)	1	
7	N.S.S.	-Inner Seal	1	
8	N.S.S.	-Outer Seal	1	
9	59143529	Drum & Plug Assembly - 3rd Shaft	1	
10	59131334	Wear Plate	1	
11	59131326	Disc Spring	1	(set of 5)
12	59131318	Snap Ring Retainer	1	
13	59131300	Snap Ring	1	
14	59131292	Outer Disc - 3rd Clutch	5	
15	59131284	Inner Disc - 3rd Clutch	5	
16	59131276	End Plate	1	
17	59131268	Snap Ring	1	
18	59131243	Thrust Washer	1	
19	59131250	Bearing	1	
20	59131243	Thrust Washer	1	
21	59143545	Thrust Washer Retaining Snap Ring	1	
22	59143552	Gear Bearing - 3rd Clutch	1	
23	59143560	Bearing	1	
24	59143578	Snap Ring	1	
25	59143578	Bearing Snap Ring	1	
26	59143594	Snap Ring	1	
27	59143586	Bearing	1	
28	59143750	Oil Seal Sleeve	1	
29	59143743	Oil Seal	1	
30	59143610	O-ring	1	
31	59143578	Snap Ring	1	
32	59143735	Output Flange Assembly (includes item 33)	1	
33	N.S.S.	Flange Plug	1	
34	59143628	1st Drive Gear	1	
35	59145649	3rd Gear and Shaft	1	



TRANSMISSION (59240523) INTERNAL BREAKDOWN - SHEET 7 OF 9

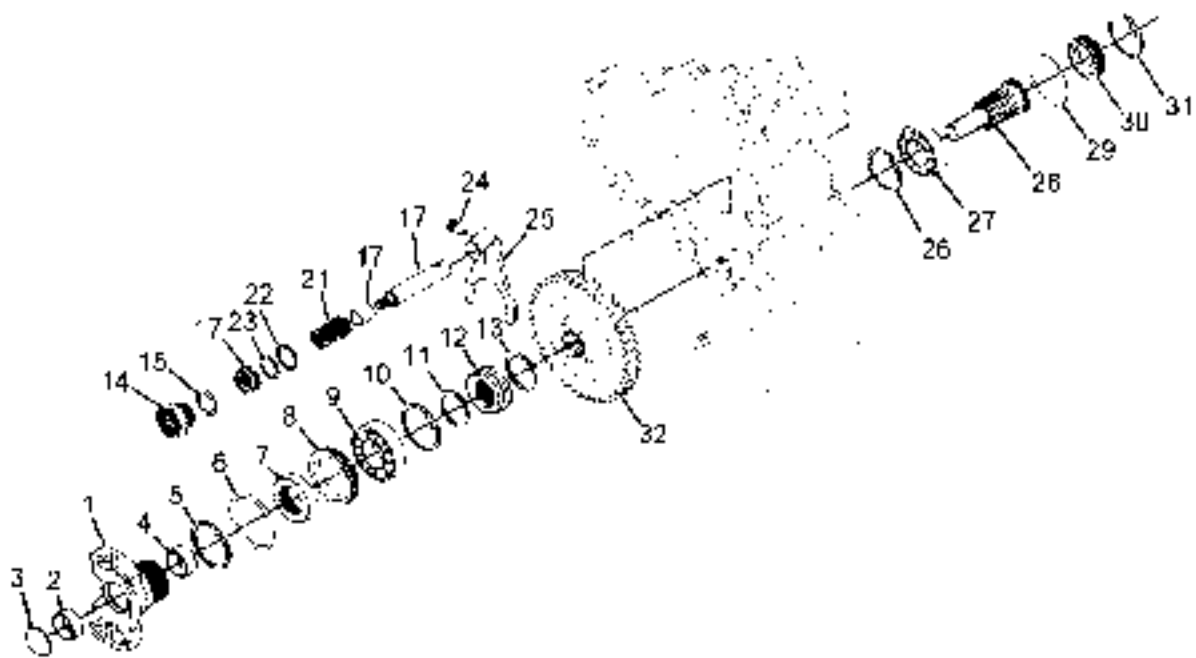
ITEM	COMM. NO.	DESCRIPTION	QTY	DIMENSIONS/NOTES
1	59143479	Sleeve locating Screw	1	
2	59143644	Oil Distribution Sleeve	1	
3	59131391	Piston Ring	2	
5	54493259	Bearing and Seal	1	
6	59131243	Thrust Washer	1	
7	59131250	Bearing	1	
8	59131243	Thrust Washer	1	
9	59131243	Thrust Washer	1	
10	59131250	Bearing	1	
11	59131243	Thrust Washer	1	
12	591331268	Snap Ring	1	
13	59131276	End Plate	1	
14	59131284	Inner Disc - 1st Clutch	10	
15	59131292	Outer Disc - 1st Clutch	10	
16	59131300	Snap Ring	1	
17	59131318	Snap Ring Retainer	1	
18	59143651	1st Clutch Disc Spring	1	(set of 7)
19	59131334	Wear Plate	1	
20	59143669	Clutch Piston and Seal Assembly (includes items 21 and 22)	1	
21	N.S.S.	-Outer Seal	1	
22	N.S.S.	-Inner Seal	1	
23	59143677	1st & 2nd Shaft, Drum & Plug	1	
24	59143669	Clutch Piston and Seal Assembly (includes items 25 and 26)	1	
25	N.S.S.	-Outer Seal	1	
26	N.S.S.	-Inner Seal	1	
27	59131334	Wear Plate	1	
28	59131326	2nd Clutch Disc Spring	1	(set of 5)
29	59131318	Snap Ring Retainer	1	
30	59131300	Snap Ring	1	
31	59131292	Outer Disc - 2nd Clutch	5	
32	59131284	Inner Disc - 2nd Clutch	5	
33	59131276	End Plate	1	
34	59131268	Snap Ring	1	
35	59131243	Thrust Washer	1	
36	59131250	Bearing	1	
37	59131243	Thrust Washer	1	
38	59131243	Thrust Washer	1	

Continued on next page



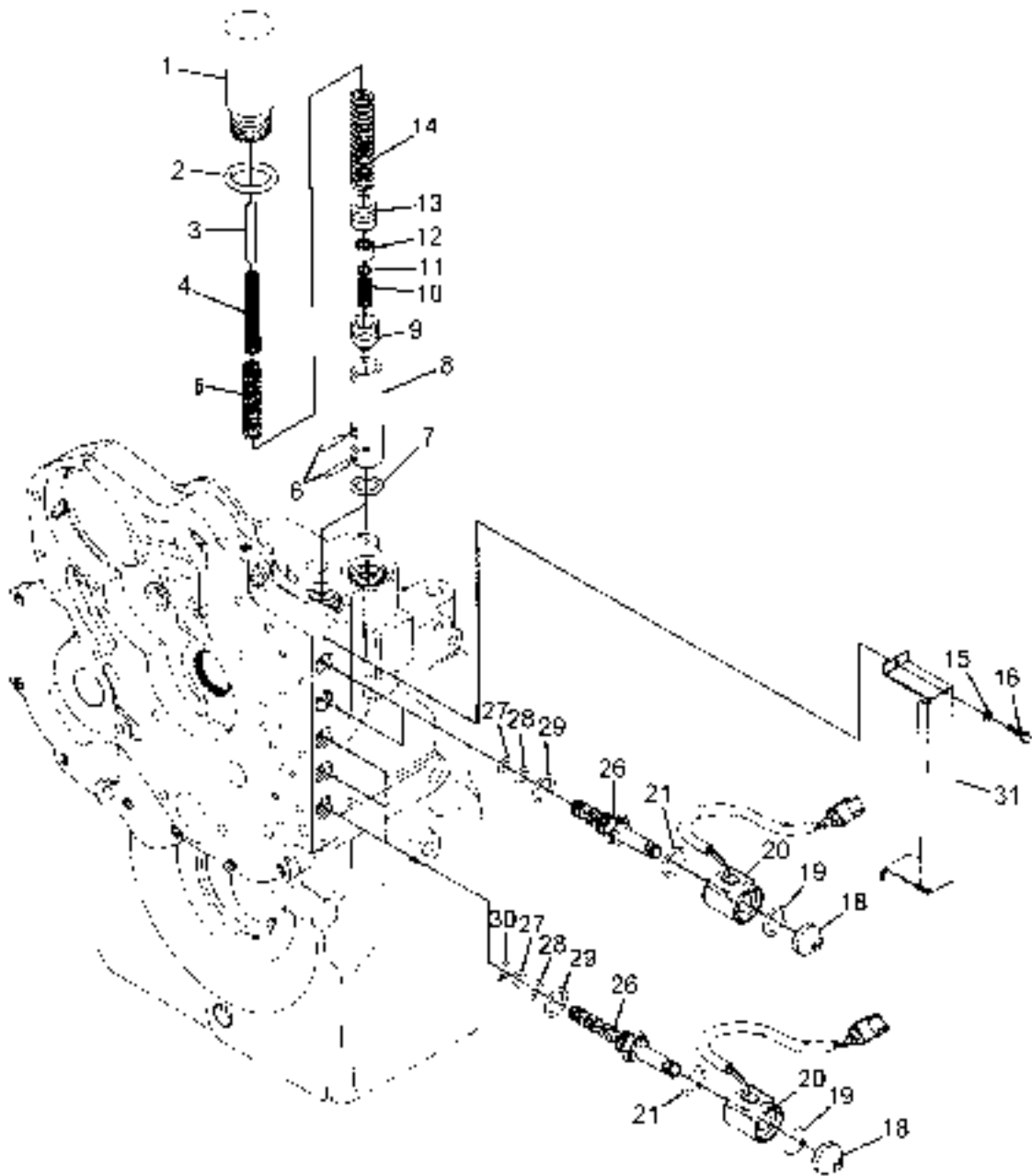
TRANSMISSION (59240523) INTERNAL BREAKDOWN - SHEET 7 OF 9 (CONTINUED)

ITEM	COMM. NO.	DESCRIPTION	QTY	DIMENSIONS/NOTES
39	59131250	Bearing	1	
40	59131243	Thrust Washer	1	
41	59143511	Snap Ring	2	
42	59143685	Rear Bearing	1	
43	59143693	1st Clutch Gear and Bearing (includes item 44 & 45)	1	
44	N.S.S.	-Bearing	1	
45	N.S.S.	-Bearing	1	
46	59143701	2nd Clutch Gear and Bearing (includes item 47 & 48)	1	
47	N.S.S.	-Bearing	1	
48	N.S.S.	-Bearing	1	
49	59145656	3rd Driven Gear	1	



TRANSMISSION (59240523) INTERNAL BREAKDOWN - SHEET 8 OF 9

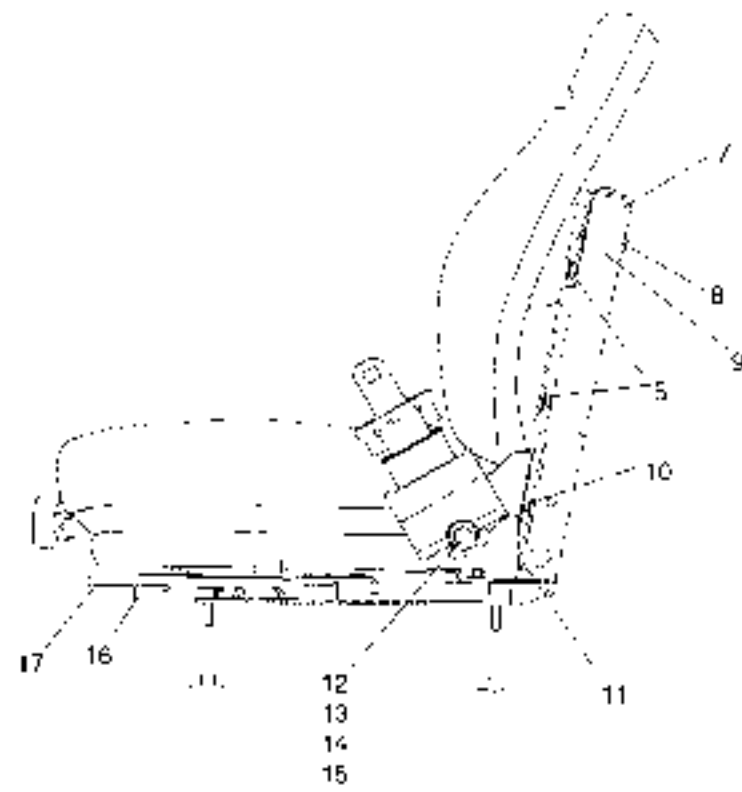
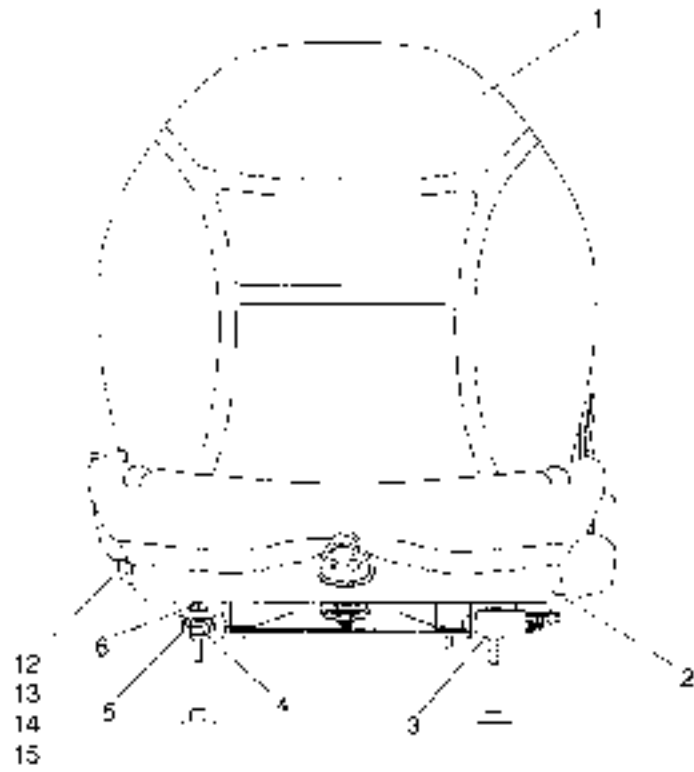
ITEM	COMM. NO.	DESCRIPTION	QTY	DIMENSIONS/NOTES
1	59143735	Output Flange Bushing and Plug	1	
2	N.S.S.	-Bushing	1	
3	N.S.S.	-Flange Plug	1	
4	N.S.S.	-Bushing	1	
5	59143578	Snap Ring	1	
6	59143610	O-ring	1	
7	59143743	Oil Seal	1	
8	59143750	Sleeve	1	
9	59143586	Bearing	1	
10	59143578	Snap Ring	1	
11	59143594	Retaining Ring	1	
12	54493275	Hub	1	
13	59143594	Retaining Ring	1	
14	54493283	Piston Stop Nut (includes item 15)	1	
15	54493291	-O-ring	1	
17	54493325	Disconnect Shift Fork Rod	1	
21	54493333	Disconnect Spring	1	
22	54493341	O-ring	1	
23	54493358	O-ring	1	
24	54493366	Screw	1	
-	54493382	Lockwasher	1	
25	54493390	Disconnect Shift Fork	1	
26	59143578	Snap Ring	1	
27	50755230	Bearing	1	
28	54493416	Output Shaft	1	
29	59143610	O-ring	1	
30	N.S.S.	Shaft Bore Plug	1	
31	59143578	O-ring	1	
32	59145664	Output Shaft Gear	1	



TRANSMISSION (59240523) INTERNAL BREAKDOWN - SHEET 9 OF 9

ITEM	COMM. NO.	DESCRIPTION	QTY	DIMENSIONS/NOTES
1	59143784	Housing	1	
2	59143792	O-ring	2	
3	59143800	Stop Pin	2	
4	59143818	Inner Spring	2	
5	59143826	Middle Spring	2	
6	59143834	Upper Pin	2	
-	59143842	Lower Pin	2	
7	59143859	O-ring	2	
8	59143867	Sleeve	2	
9	54493424	Regulator Spool	2	
10	59143883	Spring	2	
11	59143891	Spacer	2	
12	59143909	Retainer	2	
13	59143917	Accumulator Spool	2	
14	59143925	Outer Spring	2	
15	59143933	Lockwasher	2	
16	59143941	Screw	2	
17	59144055	Spool-Type Solenoid Cartridge Assembly (includes items 18 thru 21)	2	
18	59143966	-Nut	4	
19	59143974	-O-ring	4	
20	59143982	-Solenoid Coil - 12 volt	4	
21	59143974	-O-ring	4	
26	59144030	Four-Way Valve Cartridge (includes items 27 thru 30)	4	
27	59144006	-O-ring	4	
28	59144014	-O-ring	5	
29	59144022	-O-ring	5	
30	59143998	-O-ring	5	
31	59143958	Cover	1	

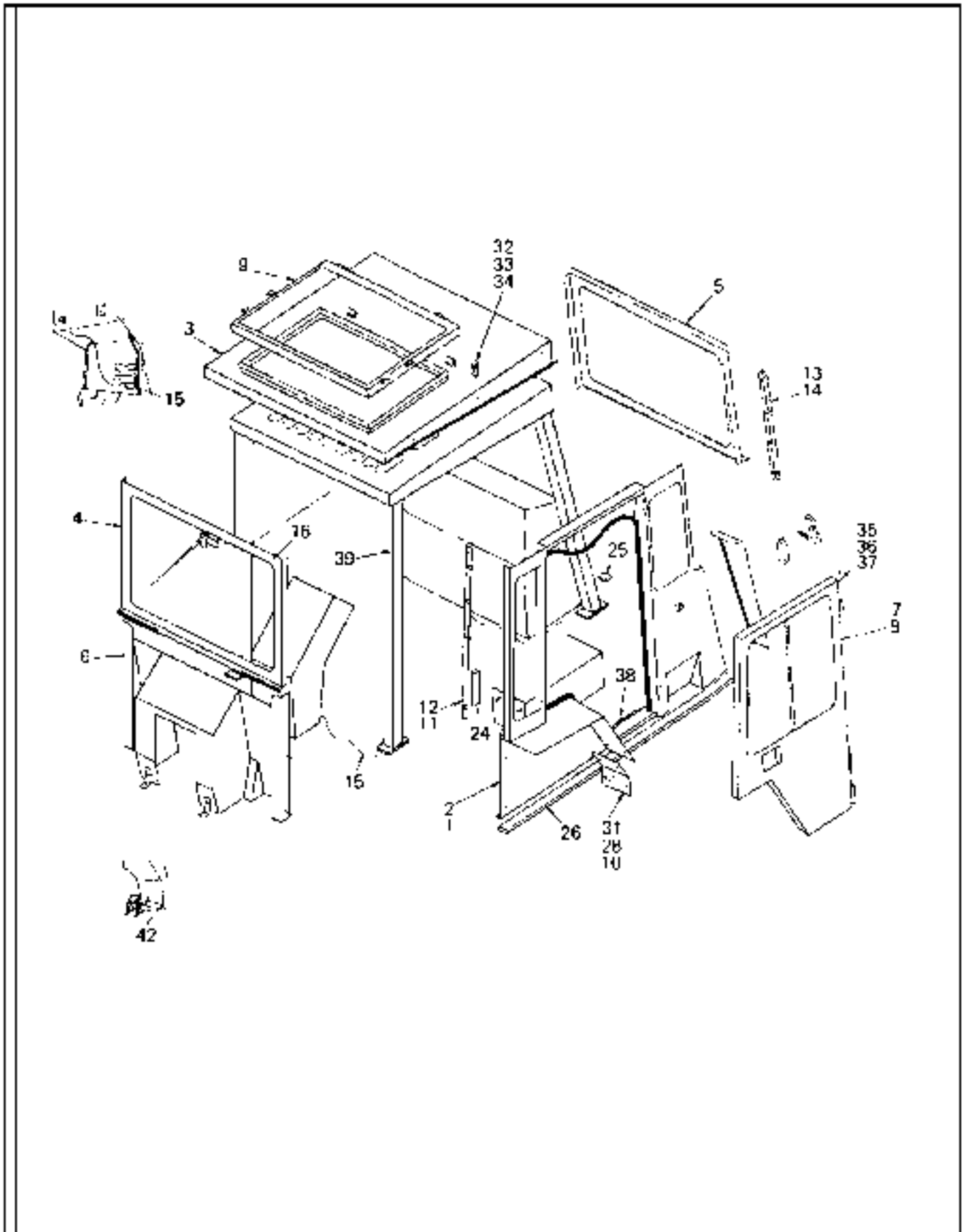
SUSPENSION SEAT (59156901) INTERNAL BREAKDOWN



SUSPENSION SEAT (5915690) INTERNAL BREAKDOWN

LINEAL	COMPL. NO.	DESCRIPTION	QTY	DIMENSIONS/NOTES
1	59154823	Pan Assembly w/Cushion	1	
2	59154484	Boot	1	
3	59154351	Adjuster Latch w/Handle	1	
4	59195719	Seat Kit	1	
5	59154476	H.H.C.S.	1	
6	59154542	Flange Lock Nut	3	
7	59154450	Suspension Assy. w/Damper	1	
8	59154518	Clevis Pin	2	
9	59154526	Push Nut	2	
10	59154492	Upper Wire Form	1	
11	59154500	Lower Wire Form	2	
12	59154127	H.H.C.S.	2	
13	59154135	Hex Head Lock Nut	2	
14	59154443	Plain Washer	4	
15	59154419	Seat Belt w/Retractor and Buckle	1	
16	59195719	Seat Kit	1	
17	59154377	Vinyl Tip	1	

ENCLOSED CAB (59223024) - INTERNAL BREAKDOWN



ENCLOSED CAB (59223024) - INTERNAL BREAKDOWN

ITEM	COMM. NO.	DESCRIPTION	QTY	DIMENSIONS/NOTES
		ITEM 2028040		
1	58969239	Panel Assembly, L.H.	1	
2	58969247	Panel Assembly, R.H.	1	
3	58969254	Roof Assembly	1	
4	58969262	Windshield Assembly	1	
-	59046607	-Glass	1	
5	58969270	Rear Panel Assembly	1	
6	58969288	Cowl Assembly	1	
7	58969296	Door Assembly, L.H.	1	
-	59072736	-Door Hold Back	1	
-	59072249	-Weather Strip	1	
-	59072736	-Door Latch	1	
-	59125005	-Slide Window with Latch	1	
-	59125013	-Latch	1	
8	58969304	Door Assembly, R.H.	1	
-	59072249	-Weather Strip	1	
-	59072330	-Door Hold Back	1	
9	58969312	Sky light Assembly	1	
10	58969320	Fender Assembly Mount	2	
11	58969338	FR Panel Assembly Mtg Angle, L.H.	1	
12	58969346	FR Panel Assembly Mtg Angle, R.H.	1	
13	58969353	RR Panel Assembly Mtg Angle, L.H.	1	
14	58969361	RR Panel Assembly Mtg Angle, R.H.	1	
15		Cab Harness Assembly	1	
16	58969387	Wire Assembly, Front	1	
24	58969403	Bulb Seal (90 Degree)	2	
25	58969411	Foam, Rear Filler - Open Cell	2	
26	58969402	Cab Seat Foam - Closed Cell	2	
28	58969437	Hex Nut	8	
31	58969460	Lockwasher 3/8 Helical - Spring	8	
32	58969478	Roof Hook	2	
33	58969486	Flatwasher	2	
34	58969494	Lockwasher 1/2 Helical - Spring	2	
35	58969510	Hex Head Bolt	4	
36	58969528	Locknut Nylon Insert	2	
37	58969536	Flatwasher	4	
38	58969544	Pan Head Screw	4	
39	58969551	Clip, Wire Tie	12	
42	58969585	Console Filler Foam	1	


CARRIAGE ASSEMBLY (54574603) INTERNAL BREAKDOWN



CARRIAGE ASSEMBLY (54574603) INTERNAL BREAKDOWN

ITEM	COMPL NO.	DESCRIPTION	QTY	DIMENSIONS/NOTES
1	54574678	Hook Carriage	1	48"
-	54574710	Hook Carriage	1	60"
2	59249144	Grease Fitting	4	
3	58922188	Thrust Roller	4	
4	58890492	Shim	4	0.03" Thick
5	58781287	Load Roller	4	
<p><i>NOTE: This Carriage Assembly is used with 615MV-48H and 615MV-60H masts.</i></p>				

CARRIAGE ASSEMBLY (54574793) INTERNAL BREAKDOWN



CARRIAGE ASSEMBLY (54574793) INTERNAL BREAKDOWN

ITEM	COMPL NO.	DESCRIPTION	QTY	DIMENSIONS/NOTES
1	54574801	Shaft Carriage	1	60"
2	59249235	Fork Shaft	1	
3	59249169	Shaft Cap	2	
4	59249177	Lockwasher	4	
5	59249185	Bolt	4	
6	59249144	Grease Fitting	4	
7	58922188	Thruster Roller	4	
8	58890492	Shim	4	0.03" Thick
9	58781287	Load Roller	4	
<p><i>NOTE: This Carriage Assembly is used with 615MV-60S units.</i></p>				

CARRIAGE ASSEMBLY (54573860) INTERNAL BREAKDOWN



CARRIAGE ASSEMBLY (54573860) INTERNAL BREAKDOWN

ITEM	COMPL NO.	DESCRIPTION	QTY	DIMENSIONS/NOTES
1	54583878	Hook Carriage	1	48"
-	54573894	Hook Carriage	1	62"
2	59249144	Grease Fitting	4	
3	58922188	Thrust Roller	4	
4	58890492	Shim	4/c	0.03" Thick
5	58781287	Load Roller	6	
6	58907304	Screw	2	
<p align="center"><i>NOTE This Carriage Assembly is used with 622FI-48II, 622FI-60II, 622MV-48II, and 622MV-60II motors.</i></p>				

CARRIAGE ASSEMBLY (54574108) INTERNAL BREAKDOWN



CARRIAGE ASSEMBLY (54574108) INTERNAL BREAKDOWN

ITEM	COMPL NO.	DESCRIPTION	QTY	DIMENSIONS/NOTES
1	54574116	Shaft Carriage	1	60"
2	59249235	Tork Shaft	1	
3	59249169	Shaft Cap	2	
4	59249177	Lockwasher	4	
5	59249185	Bolt	4	
6	59249144	Grease Fitting	4	
7	58922188	Thrust Roller	4	
8	58890492	Shim	4	0.03" Thick
9	58781287	Load Roller	4	
<p><i>NOTE This Carriage Assembly is used with 622FL-60S and 622MV-60H masts.</i></p>				

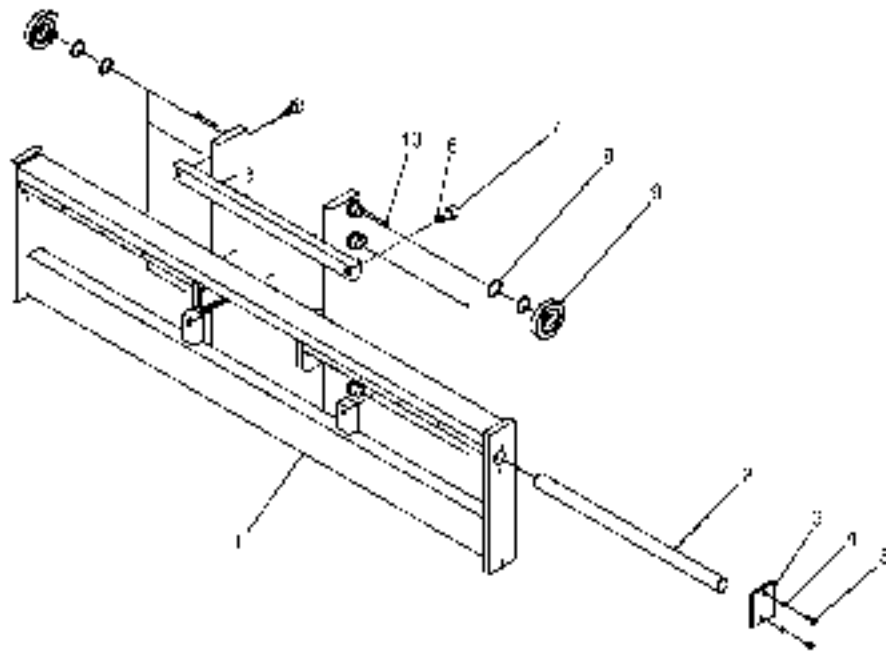
CARRIAGE ASSEMBLY (54574835) INTERNAL BREAKDOWN



CARRIAGE ASSEMBLY (54574835) INTERNAL BREAKDOWN

ITEM	COMPL NO.	DESCRIPTION	QTY	DIMENSIONS/NOTES
1	54574843	Hook Carriage	1	60"
2	59249144	Grease Fitting	4	
3	58922188	Thrust Roller	4	
4	58889650	Shim	4	0.03" Thick
5	58889585	Load Roller	6	
6	58907304	Screw	2	
<p><i>NOTE This Carriage Assembly is used with 815MV 60H masts.</i></p>				


CARRIAGE ASSEMBLY (54574876) INTERNAL BREAKDOWN



CARRIAGE ASSEMBLY (54574876) INTERNAL BREAKDOWN

ITEM	COMPL NO.	DESCRIPTION	QTY	DIMENSIONS/NOTES
1	54574959	Shaft Assembly	1	60"
-	54574983	Shaft Assembly	1	54"
2	54574413	Fork Shaft	1	
3	59249227	Shaft Cap	2	
4	59249177	Lockwasher	4	
5	59249185	Bolt	4	
6	59249144	Grease Fitting	4	
7	58922188	Thrust Roller	4	
8	58889650	Shim	4 or	0.03" Thick
9	58889585	Load Roller	6	
10	58907304	Screw	2	
<p><i>NOTE: This Carriage Assembly is used with N15MV-60S, and N15MV-84S masts.</i></p>				

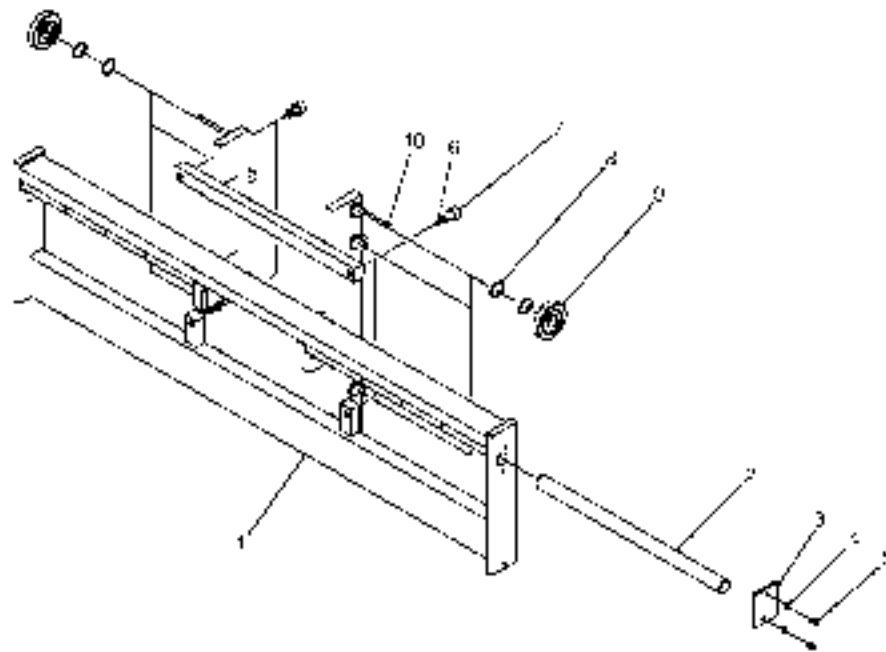
CARRIAGE ASSEMBLY (54574199) INTERNAL BREAKDOWN



CARRIAGE ASSEMBLY (54574199) INTERNAL BREAKDOWN

ITEM	COMM. NO.	DESCRIPTION	QTY	DIMENSIONS/NOTES
1	54574207	Hook Carriage	1	60"
2	59249144	Grease Fitting	4	
3	58922188	Thrust Roller	4	
4	58889650	Shim	wt	0.03" Thick
5	58889585	Load Roller	6	
6	58907304	Screw	2	
<p><i>NOTE: This Carriage Assembly is used with 822MV-60H masts.</i></p>				

CARRIAGE ASSEMBLY (54574348) INTERNAL BREAKDOWN



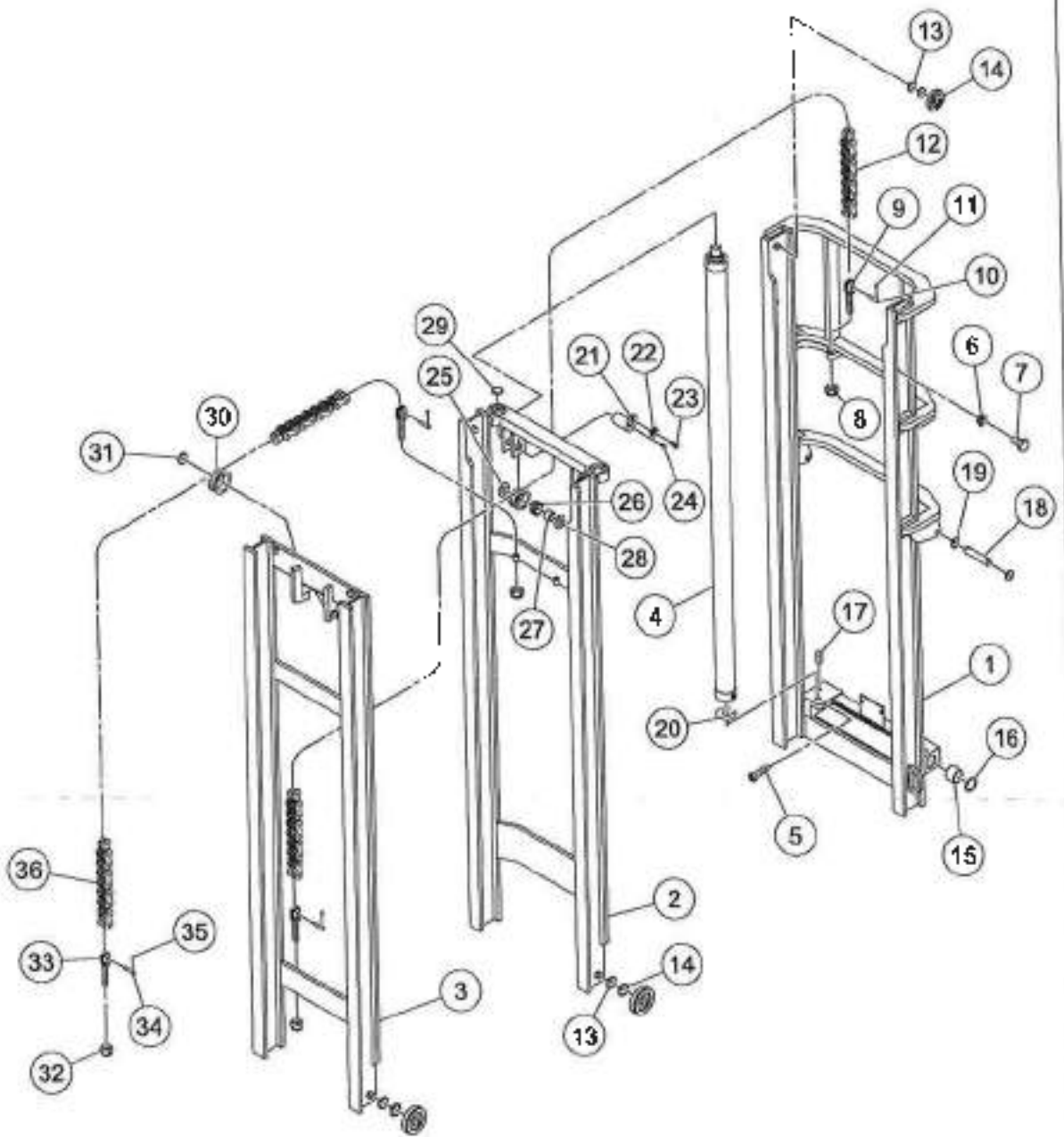
CARRIAGE ASSEMBLY (54574348) INTERNAL BREAKDOWN

ITEM	COMPL NO.	DESCRIPTION	QTY	DIMENSIONS/NOTES
1	54574355	Shaft Carriage	1	84"
-	54574397	Shaft Carriage	1	60"
2	54574413	Fork Shaft	1	
3	59249227	Shaft Cup	2	
4	59249177	Lockwasher	4	
5	59249185	Bolt	4	
6	59249144	Grease Fitting	1	
7	58922188	Thrust Roller	4	
8	58889650	Shim	air	0.03" Thick
9	58889585	Load Roller	6	
10	58907304	Screw	2	
<p><i>NOTE This Carriage Assembly is used with 822MV-60S and 822MV-84S motors.</i></p>				

59193243

0.22 MV

NOTES:



Pubs Notes: RT



59193243_0001

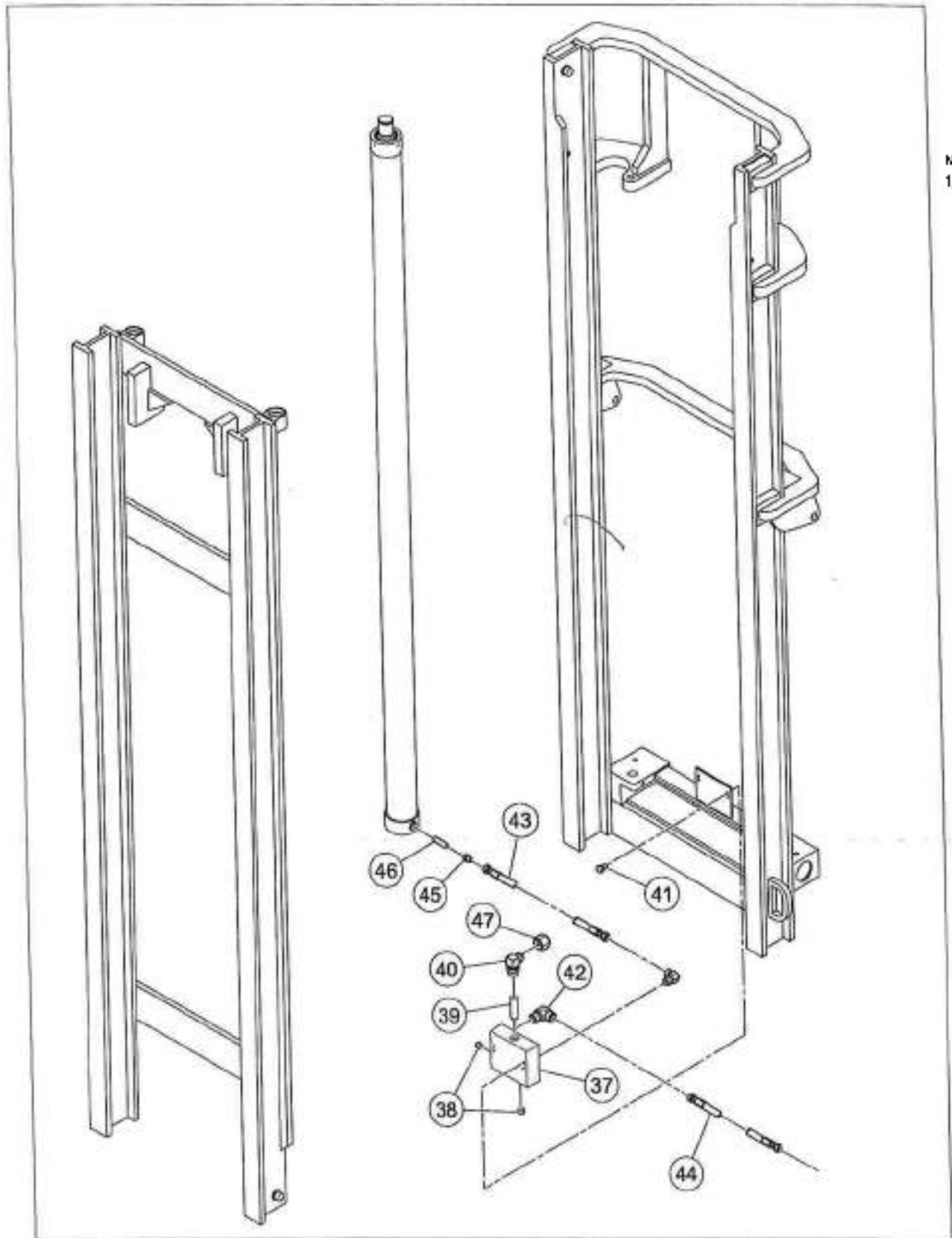


A2 Template 3

Light Lines

RT 706H
RT 708H

SERIAL # PRIOR TO
176143



NOTES:
1.

Pubs Notes: RT



59193243_0002



A2 Template 3

BW003R1

S/L BILL OF-MATERIAL INQUIRY

5/03/07

PART# 59193743

MAST/CARRIAGE ASSY

BUB	QTY--PER	PART #	DESCRIPTION	DRAWING #
001	1.0000	59245571	RAIL, OUTER	
002	2.0000	59245589	RAIL, INNER	
003	1.0000	59245597	RAIL, INNER	
004	2.0000	59248609	CYLINDER, RAIL -	
005	2.0000	58781683	SCREW	
006	2.0000	58989831	LOCKWASHER	
007	2.0000	58989849	BOLT, RAIL STEEL	
008	4.0000	58772953	NUT	
009	4.0000	58890294	CHAIN ANCHOR	
010	4.0000	58890295	PIN (CHAIN A	
011	0.0000	58781402	PIN, COUPLER	
012	2.0000	59240633	CHAIN	
013	1.0000	58890492	SHIM (0.03 THICK)	
014	0.0000	58781287	ROLLER, LOAD	
015	2.0000	59245423	PUSHING	
016	2.0000	59245431	RING, RETAINING	
017	2.0000	59245449	FITTING, GREASE	

*Seal Kit
54576822*

0

+

F3=EXIT F7=PAGEFWD F8=PAGEFWD F10=PRINT
INVALID ITEM

BMOC3K1

S/L BILL OF MATERIAL INQUIRY

5/03/07

PART: 59193243

MAST/CARRIAGE ASSY

BUD	QTY--PER	PART #	DESCRIPTION	DRAWING #
018	2.0000	59245464	PIN,TILT	
019	4.0000	59245456	RING,RETAINING	
020	1.0000	59245357	SHIM	
021	2.0000	58989981	CHAIN PIN AN	
022	2.0000	58989872	LOCKWASHER	
023	2.0000	58989864	SCREW	
024	2.0000	58813395	GREASE FITTI	
025	2.0000	58890250	CHAIN SHEAVE	
026	2.0000	58889593	BEARING	
027	2.0000	58889601	BEARING (INN	
028	4.0000	58890278	RETAINING WA	
029	2.0000	58989880	RING, RETAINER	
030	2.0000	58890450	CARRIAGE CHAIN SHEAVE	
031	2.0000	58781436	RING,RETAINER	
032	4.0000	58773953	NUT	0
033	4.0000	58890302	CHAIN ANCHOR	
034	4.0000	58890310	PIN, CHAIN A	
035	8.0000	58781402	PIN,COTTER,	

F3=EXIT F7=PAGEBWD F8=PAGEFWD F10=PRINT
INVALID ITEM

BMC03R1

S/L BILL OF MATERIAL INQUIRY

5/03/07

PART: 59193243

MAST/CARRIAGE ASSY

SUB	QTY--PER	PART #	DESCRIPTION	DRAWING #
036	2.0000	59249682	CHAIN	
037	1.0000	58889346	MANIFOLD BLC	PUB
038	2.0000	58813429	PLUG	
039	1.0000	59248650	VALVE, FLOW	
040	1.0000	58989690	FITTING	
041	2.0000	58893536	MOUNTING BOLT	
042	2.0000	58781535	FITTING, 90 DEG.	ND
043	1.0000	59080952	HOSE ASSY	
044	1.0000	59245274	HOSE, LH	
045	2.0000	58791543	FITTING	NO DWG
046	1.0000	58813403	FLOW LIMITER	
047	1.0000	59248290	CUP	
048	1.0000	13228283	CARRIAGE WELDMNT	
049	1.0000	59249235	FORK SHAFT	
050	2.0000	59249169	CAP, SHAFT	
051	4.0000	59249177	WASHER, LOCK	
052	4.0000	59249185	BOLT	
053	4.0000	59249144	FITTING, GREASE	

+

F3=EXIT F7-PAGEBWD F8 PAGEFWD F10=PRINT
INVALID ITEM

BM003R1

S/L BILL-OF-MATERIAL INQUIRY

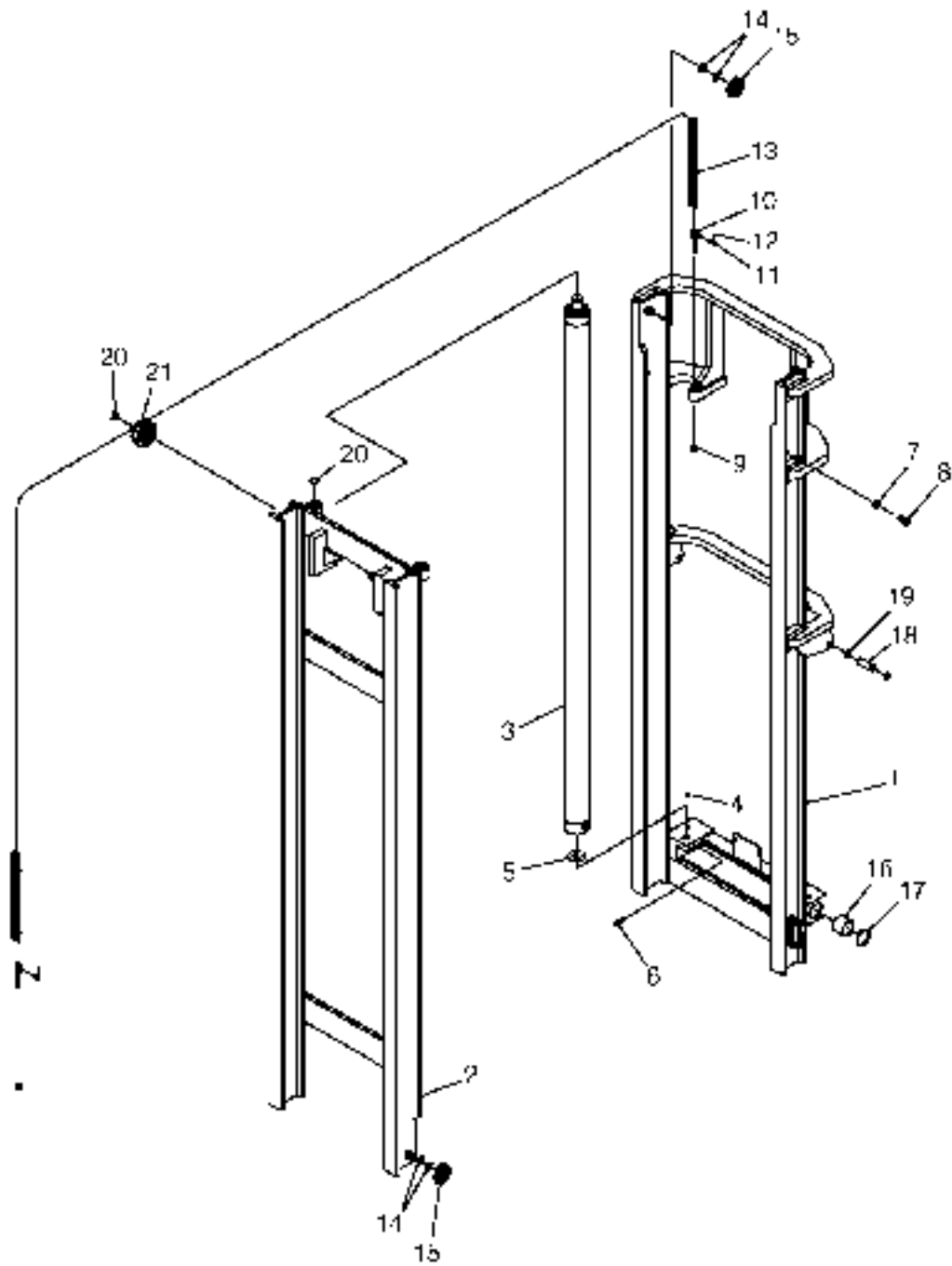
5/03/07

PART: 59193243

MAST/CARRIAGE ASSY

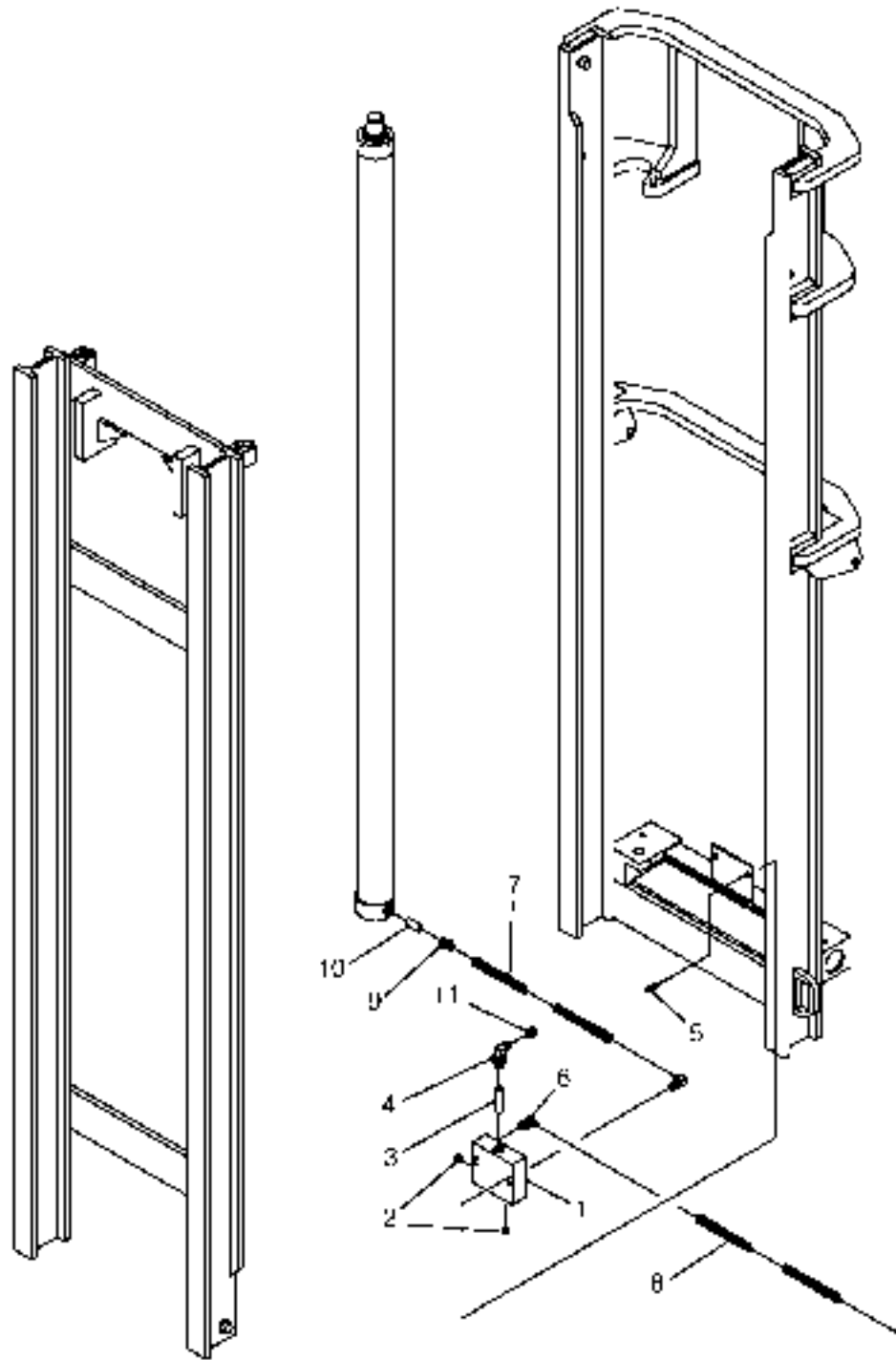
<u>DUD</u>	<u>QTY--PER</u>	<u>PART #</u>	<u>DESCRIPTION</u>	<u>DRAWING #</u>
054	4.0000	58922188	THRUST ROLL	
055	1.0000	58890492	SHIM (0.03 THICK)	
056	4.0000	58781287	ROLLER, LOAD	
0	1.0000	59193243/00	REF DWG: DRAWING	59193243

F3=EXIT F7-PAGEFWD F8-PAGEFWD F10=PRINT
INVALID ITSM




MAST 615MV 159191619 INTERNAL BREAKDOWN SHEET 1 OF 2

ITEM	COMPL NO.	DESCRIPTION	QTY	DIMENSIONS/NOTES
1	59248724	Outer Rail	1	
2	59248732	Inner Rail	1	
3	59248740	Rail Cylinder Assembly	2	
4	59245449	Grease Fitting	2	
5	59245357	Shim	1	0.03" Thick
6	58781683	Cylinder Retaing Bolt	2	
7	58781311	Lockwasherr	2	
8	58781303	Rail Stop Bolt	2	
9	58773953	Nut	4	
10	59248666	Chain Anchor	4	
11	59248674	Pin (Chain Connect)	4	
12	58781402	Cotter Pin	8	
13	59248757	Chain	2	
14	58890492	Shim	1	0.03" Thick
15	58781287	Load Roller	4	
16	59245423	Bushing	2	
17	59245431	Retaining Ring	2	
18	59245464	Tilt Pin	2	
19	59245156	Retaining Ring	4	
20	58781436	Retaining Ring	4	
21	592486658	Chain Sheave	2	
**	59248765	Chain Assembly (Includes items 9-13)	2	




MAST 615MV 159191619 INTERNAL BREAKDOWN SHEET 2 OF 2

ITEM	COMPL NO.	DESCRIPTION	QTY	DIMENSIONS/NOTES
1	58775966	Manifold Block	1	
2	59245258	Plug	2	
3	59248690	Flow Valve	1	
4	58989690	Fitting	1	90°
5	58781519	Mounting Bolt	2	
6	58781535	Fitting	2	90°
7	59245266	Right Hand Hose Assembly	1	
8	59245274	Left Hand Hose Assembly	1	
9	58781543	Straight Fitting	2	
10	58781568	Velocity fuse (Right Cylinder Only)	1	
11	59245290	Cap	1	




MAST 6221/L (59191635) INTERNAL BREAKDOWN SHEET 1 OF 2

ITEM	COMPL. NO.	DESCRIPTION	QTY	DIMENSIONS/NOTES
1	59248773	Outer Rail	1	
2	59248781	Inner Rail	1	
3	59248799	Inner Rail	1	
4	59248807	Rail Cylinder Assembly	2	
-	54576889	-Gland Nut	1	
-	54576897	-Packing Kit	1	
5	59248815	Free Lift Cylinder	1	
6	59245357	Shim	wt	
7	58781683	Cylinder Retaining Bolt	2	
8	59245449	Grease Fitting	2	
9	58989831	Lockwasher	2	
10	58989849	Rail Stop Bolt	2	
11	59245464	Tilt Pin	2	
12	59245456	Retaining Ring	4	
13	59245423	Bushing	2	
14	59245431	Retaining Ring	2	
16	58773953	Chain Anchor Nut	8	
17	58890302	Chain Anchor	8	
18	58890310	Chain Anchor Pin	8	
19	58989823	Cotter Pin	16	
20	59248682	Chain	2	
21	58890492	Shim	wt	0.03" Thick
22	58781287	Load Roller	8	
23	59248823	Pin	2	
24	58989872	Lockwasher	2	
25	58989864	Screw	2	
26	58890450	Chain Sheave & Bearing	4	
27	59248831	Thrust Washer	4	
28	58781436	Retaining Ring	4	
29	58889932	Cross Head	1	
30	58989955	Plug	2	
31	59248864	Bolt	2	
32	58989930	Lockwasher	1	
33	58989948	Screw Bolt	1	
34	58889940	Guard	2	
35	58813445	Lockwasher	4	
36	58989922	Screw	4	
37	59248906	Carriage Chain	2	
38	59248914	Lockwasher	2	
39	59248922	Flat Washer	2	
<i>See Note on following page</i>				




MAST 622FL (59191635) INTERNAL BREAKDOWN SHEET 2 OF 2

ITEM	CUMUL. NO.	DESCRIPTION	QTY	DIMENSIONS/NOTES
40	58989690	90° Fitting	2	
41	59248690	Flow Valve	1	
42	58889353	Manifold Block	1	
43	58889536	Mounting Bolt	2	
44	58813429	Plug	3	
45	54577432	90° Fitting	2	
46	59080952	Hose Assembly	1	Right Hand
47	59245274	Hose Assembly	1	Left Hand
48	58781543	Straight Fitting	2	
49	58813403	Flow Limiter	1	
50	58989641	45° Fitting	1	
51	54577465	Hose Assembly	1	
52	58781642	"S" Tube Assembly	1	
53	58813411	U-Bolt	1	
54	58989666	Nut	2	
55	58889544	"S" Tube Clamp Assembly	1	
56	54577473	Hose Assembly	1	
57	58989682	Washer	1	
58	58781493	Hose Sheave	1	
59	58775792	Hose Sheave Bolt	1	
60	58889304	Flow Limiter	1	
61	59245290	Cup	1	
?	59248716	Mast Chain Assy (Includes items 16 thru 20)	2	
?	59248930	Carriage Chain Assy (Includes items 16 thru 19, 37)	2	
<i>NOTE: This Mast is used on the following Mast/Carriage Assemblies: 622FL-4SH, 622FL, 60H, and 622FL, 60S.</i>				



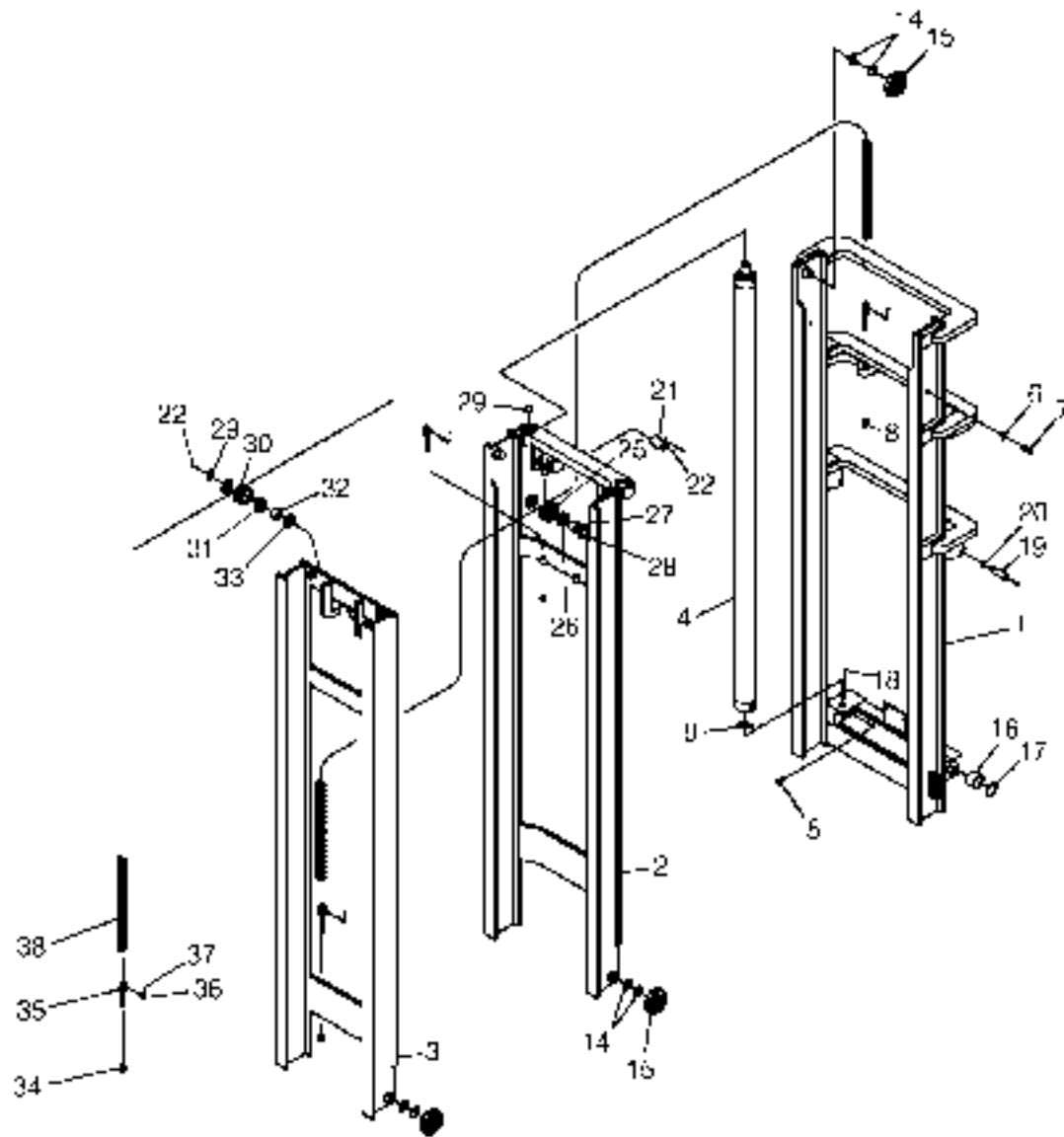
MAST 815MV (59191643) INTERNAL BREAKDOWN SHEET 1 OF 2

ITEM	COXIML NO.	DESCRIPTION	QTY	DIMENSIONS/NOTES
1	59248963	Outer Rail	1	
2	59248971	Inner Rail	1	
3	59248989	Rail Cylinder	2	
-	54576814	-Gland Nut	1	
-	54576822	-Packing Kit	1	
4	59245449	Grease Fitting	2	
5	59245357	Shim	a/r	0.03" Thick
6	58781683	Cylinder Retaining Bolt	2	
7	58989831	Lockwasher	2	
8	58989849	Rail Stop Bolt	2	
9	59249003	Chain Assembly	2	
10	58773953	Chain Anchor Nut	4	
11	58889494	Chain Anchor	4	
12	58889502	-Chain Anchor Pin	4	
13	58989823	-Cotter Pin (Superseded)	8	
14	59248997	-Chain	2	
15	58889650	Shim	a/r	0.03" Thick
16	58889585	Local Roller	4	
17	59245423	Bushing	2	
18	59245431	Retaining Ring	2	
19	59245464	Tilt Pin	2	
20	59245456	Retaining Ring	2	
21	58989880	Retaining Ring	2	
22	58890260	Chain Sheave	2	
23	58889593	Bearing	2	
24	58889601	Inner Race Bearing	2	
25	58890278	Retaining Washer	4	
26	58813395	Straight Grease Fitting	2	
<p><i>NOTE This Mast is used on the following Mast/Carnage Assemblies: 6??MV 60S, 815MV 60H, 815MV 60S and 815MV-84S.</i></p>				



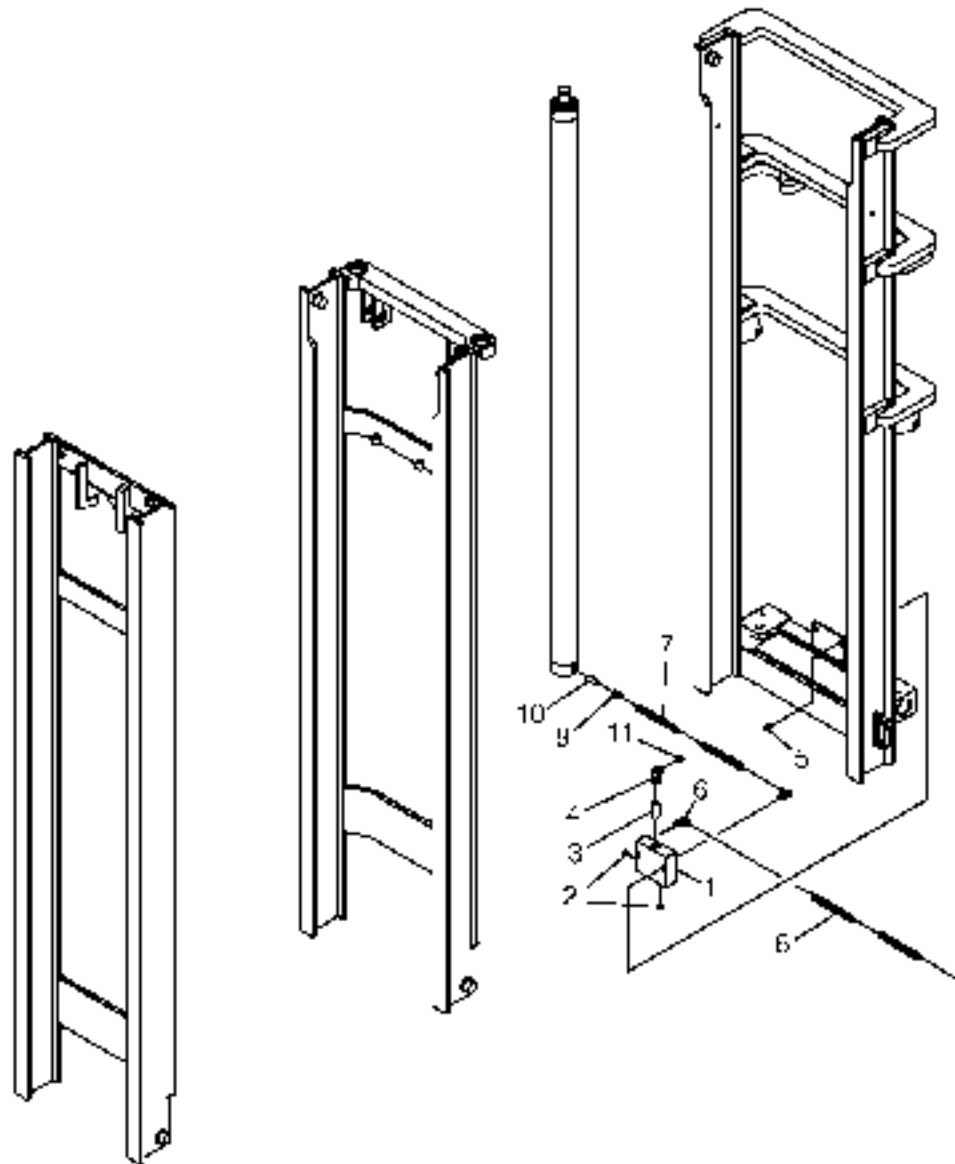
MAST 815MV (59191643) INTERNAL BREAKDOWN SHEET 2 OF 2

ITEM	COMPL NO.	DESCRIPTION	QTY	DIMENSIONS/NOTES
27	58889346	Manifold Block	1	
28	58813429	Plug	2	
29	58889619	Flow Valve	1	
30	58989690	90° Fitting	1	
31	58889536	Mounting Bolt	2	
32	51577132	90° Fitting	2	
33	59080952	Hose Assembly	1	Right Hand
34	59245274	Hose Assembly	1	Left Hand
35	58781543	Straight Fitting	2	
36	59245282	Velocity Fuse	1	Right Cylinder
37	59245290	Cup	1	
<p><i>NOTE: This Mast is used on the following Mast/Carriage Assemblies: 622MV-60S, 815MV-60H, 815MV-60S and 815MV-80S.</i></p>				



MAST 822MV 159191650 INTERNAL BREAKDOWN SHEET 1 OF 2

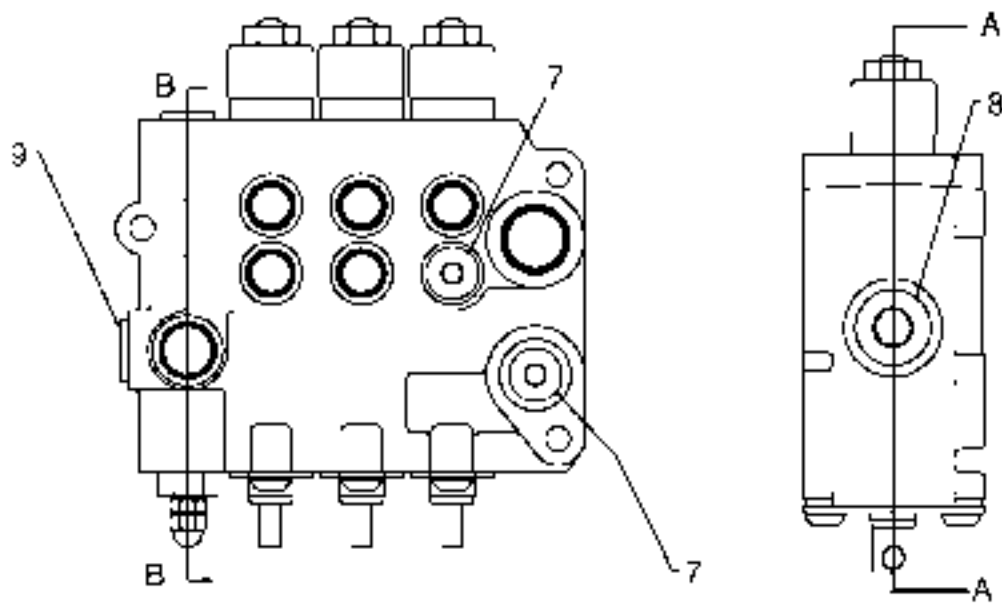
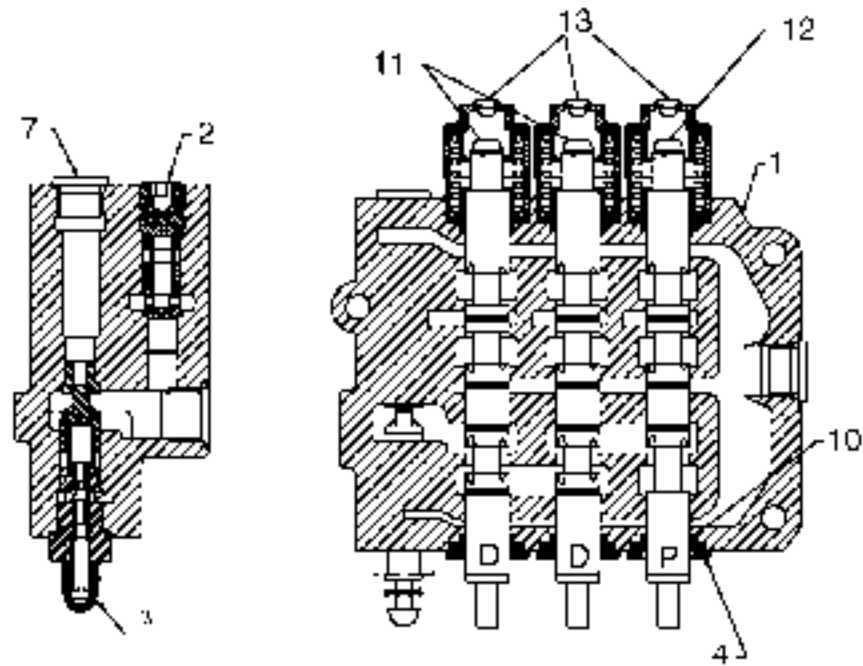
ITEM	COMPL NO.	DESCRIPTION	QTY	DIVISIONS/NOTES
1	59245308	Outer Rail Weldment	1	
2	59245316	Inner Rail Weldment	1	
3	59245324	Inner Rail Weldment	1	
4	59245332	Rail Cylinder Assembly	2	
5	58781083	Cylinder Retaining Bolt	2	
6	58781311	Lockwasher	2	
7	58781303	Rail Stop Bolt	2	
8	59245340	Nut	4	
9	59245381	Chain Anchor	1	
10	59245357	Shim	4	
11	59245365	Pin (Chain Connect)	4	
12	59245373	Cotter Pin	8	
13	59245399	Chain	2	
14	59245407	Shim (0.03" Thick)	1	
15	59245415	Load Roller	8	
16	59245423	Bushing	2	
17	59245431	Retaining Ring	2	
18	59245449	Grease Fitting	2	
19	59245464	Tilt Pin	2	
20	59245456	Retaining Ring	4	
21	59245472	Chain Roller Pin	2	
22	59245480	Grease Fitting	4	
23	58781386	Lockwasher	2	
24	58781378	Bolt	2	
25	59245498	Chain Roller	2	
26	58889593	Bearing	2	
27	57245506	Inner Race	2	
28	58781352	Thrust Washer	4	
29	58989880	Retaining Ring	4	
30	59245514	Chain Sheave	2	
31	59245522	Bearing	2	
32	58889601	Bearing (Inner Race)	2	
33	59245530	Thrust Washer	4	
34	58773953	Nut	4	
35	58889494	Chain Anchor	4	
36	58889502	Pin (Chain Connect)	4	
37	58781402	Cotter Pin	8	
38	59245548	Chain	2	
**	59245563	Chain Assembly (contains Items 8, 10-13)		
**	59245555	Chain Assembly (Contains items 31-35)		



MAST 822MV 159191650 INTERNAL BREAKDOWN SHEET 2 OF 2

ITEM	COMPL NO.	DESCRIPTION	QTY	DIMENSIONS/NOTES
1	58775966	Manifold Block	1	
2	59245258	Plug	2	
3	58781550	Flow Valve	1	
4	58989690	90° Fitting	1	
5	58781519	Mounting Bolt	2	
6	58781535	90° Fitting	2	
7	59245266	Right Hand Hose Assembly	1	
8	59245274	Left Hand Hose Assembly	1	
9	58781543	Straight Fitting	2	
10	59245282	Velocity Fuse	1	
11	59245290	Cap	1	

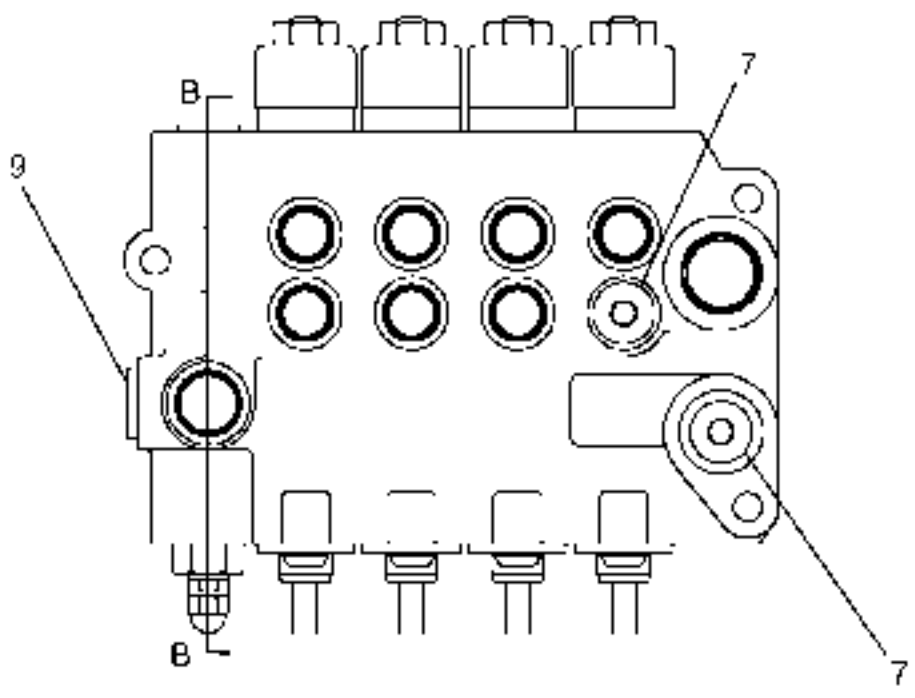
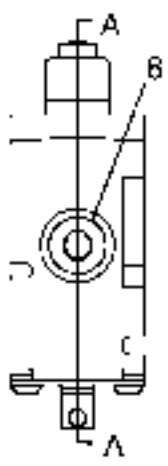
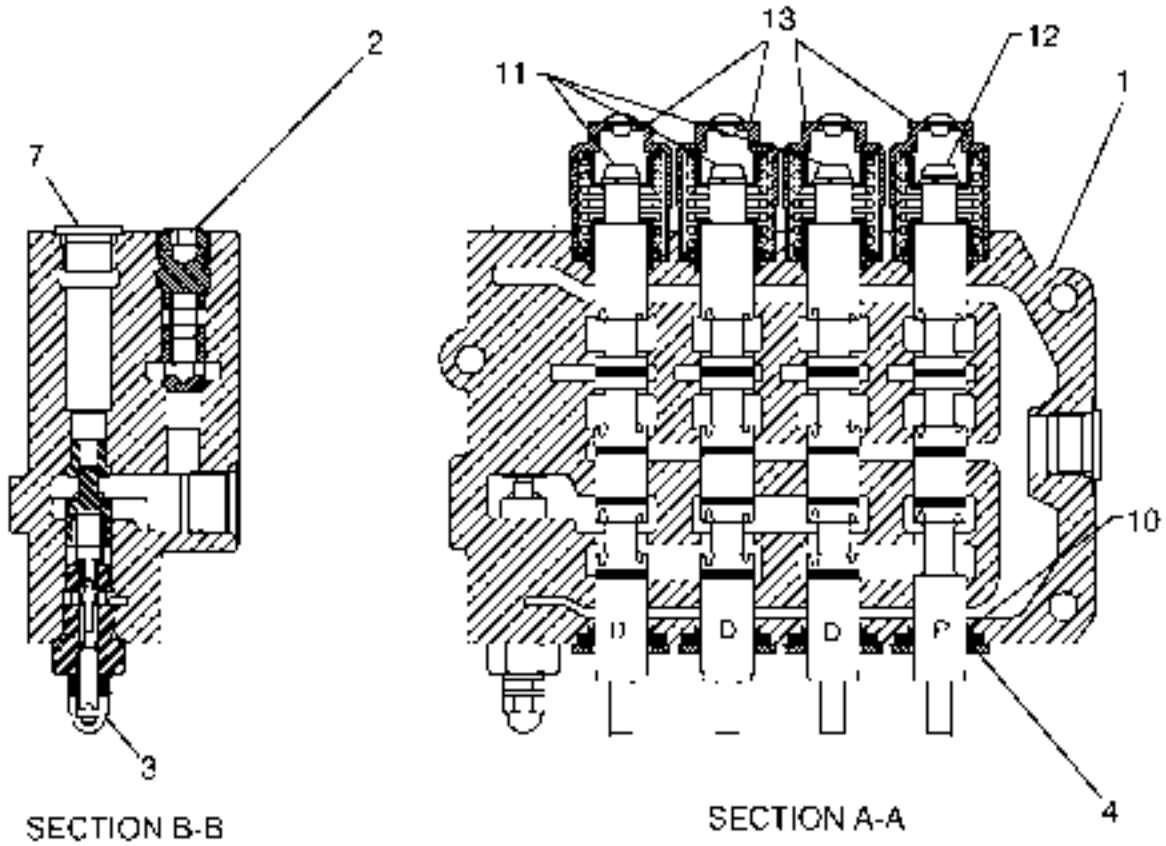
3 - SECTION DIRECTIONAL VALVE (59240655) - INTERNAL BREAKDOWN



3 - SECTION DIRECTIONAL VALVE (59240655) - INTERNAL BREAKDOWN

ITEM	COMM. NO.	DESCRIPTION	QTY	DIMENSIONS/NOTES
1	N.S.S.	Body	1	
2	58766692	Sub-check Valve	3	
3	54604350	Relief Valve Pilot Assembly	1	
4	58891144	Seal Assembly	3	
7	N.S.S.	Hex Plug	3	
8	N.S.S.	Hex Plug	1	
9	N.S.S.	Hex Plug	1	
10	58891169	O-ring	6	
11	54604384	Double Acting Spool	2	
12	54604392	Single Acting Spool	1	
13	58891136	Spool Cap	3	

4- SECTION DIRECTIONAL VALVE (59240663) - INTERNAL BREAKDOWN



4 - SECTION DIRECTIONAL VALVE (59240663) - INTERNAL BREAKDOWN

ITEM	COMM. NO.	DESCRIPTION	QTY	DIMENSIONS/NOTES
1	N.S.S.	Body	1	
2	58766692	Sub-check Valve	4	
3	54604350	Relief Valve Pilot Assembly	1	
4	58891144	Seal Assembly	4	
7	N.S.S.	Hex Plug	3	
8	N.S.S.	Hex Plug	1	
9	N.S.S.	Hex Plug	1	
10	58891169	O-ring	8	
11	54604384	Double Acting Spool	3	
12	54604392	Single Acting Spool	1	
13	58891136	Spool Cap	4	

Always use*  **Ingersoll Rand** *Replacement parts!

AFTERMARKETTM

MAINTENANCE INTERVAL KIT 250 HOUR

ITEM	COMM. NO.	DESCRIPTION	QTY	DIMENSIONS/NOTES
		<small>ITEM 50011719</small>		
1	59728170	Engine Oil Filter	1	
2	58827932	Inline Fuel Filter	1	
3	59477570	Fuel Filter/Water Separator	1	
4	58886136	Filter Assembly	1	
6	59587196	Hydraulic Filter	1	
**	59261719	Maintenance Interval Kit	1	

****Always use  Ingersoll-Rand. Replacement parts!****

AFTERMARKET™

MANUALS

ITEM	COMM. NO.	DESCRIPTION	QTY	DIMENSIONS/NOTES
-	59215616	Operation Maintenance Manual	1	
-	13155106	Parts Manual	1	
-	59985069	FIFI Safety Manual	1	
-	59482919	Cummins Engine Operation Manual	1	
-	59250977	Cummins Engine Parts Manual	1	

WORD INDEX

#

3-Section Directional Valve _____	H 2.3
4-Section Directional Valve _____	H 2.3
4WD and Differential Lock Valve _____	H 1.9

A

Accelerator Pedal _____	C 8.4
Access Door _____	D 2.3
Air Cleaner Primary Filter Element _____	C 4.3
Air Cleaner Secondary Filter Element _____	C 4.3
Air Cleaner _____	C 4.3
Air Valve _____	H 2.3, H 3.3
Alarm Backup _____	E 6.3
Alternator Fan _____	C 6.3
Alternator Indicator Light _____	D 8.3
Alternator _____	C 6.3
Atonizer _____	L 11.3
Axle 4WD Steering _____	B 3.3
Axle _____	B 2.3
Axle Drive _____	B 1.3

B

Backup Alarm _____	E 6.3
Battery _____	E 1.3
Beige Paint _____	G 1.3
Belt Fan _____	C 1.3
Block Heater _____	C 12.3
Bracket, Throttle _____	C 7.3, C 8.3
Bracket, Transmission Mounting _____	C 1.3
Brake Deck Plate _____	D 3.3
Brake Lamp _____	E 3.3
Brake Light Switch _____	E 3.3
Brake Light _____	D 8.3, D 9.3
Brake Pedal _____	H 4.3
Bumper _____	A 1.3
Button, Horn _____	D 10.3

C

Cable, Negative Battery _____	E 1.3
Cable, Positive Battery _____	E 1.3
Cable, Throttle _____	C 7.3
Cup, Fuel _____	C 9.3
Cup, Radiator _____	A 2.3, C 10.3
Cup, Rain _____	C 4.3
Chassis Light Harness _____	E 3.3
Chassis Wire Harness _____	E 4.3, E 4.5
Column, Steering _____	D 10.3
Console Wire Harness _____	E 3.3
Console _____	D 7.3
Coolant Reservoir _____	C 10.3
Counterweight Cover _____	A 5.3
Counterweight _____	A 5.3
Cover, Counterweight _____	A 5.3

Cover, Vandal _____	A 2.3, D 11.3, D 12.3
Cylinder, Ether _____	C 11.3
Cylinder, Master _____	H 4.3, H 4.5
Cylinder, Side Shift _____	H 3.3
Cylinder, Tilt _____	H 4.3

D

Dashboard Fan _____	D 14.3
Decal Kit _____	G 1.3
Decor 12ft _____	D 2.3, F 2.3, F 2.7
Decor 14ft _____	F 3.3, F 3.5, F 3.7, F 7.3, F 7.5
Decor 15ft _____	F 4.3, F 4.5, F 4.7, F 4.9, F 8.3, F 8.5, F 8.7, F 8.9
Decor 16ft _____	F 9.3
Decor 22ft _____	F 5.3, F 5.5, F 5.7, F 6.3, F 6.5, F 6.7, F 6.9, F 10.3
F 10.5, F 10.7, F 11.3, F 11.5, F 11.7, F 11.9	
Demol, 4WD Disconnect _____	F 7.3
Deck Plate _____	D 3.3
Delcos-kit Kit _____	D 14.3
Differential Lock Switch _____	D 8.3, D 9.3
Door Light Kit _____	E 9.3
Door, Access _____	D 2.3
Drive Axle _____	B 1.3
Drive Shaft _____	C 1.3, C 3.3
Dump Switch _____	E 4.3

E

Element, Air Cleaner Primary Filter _____	C 4.3
Element, Air Cleaner Secondary Filter _____	C 4.3
Element, Return Filter _____	H 1.3
Engine Mounting Plate _____	C 1.3
Engine Oil Filter _____	C 1.3, M 1.3
Engine Operation Manual _____	E 1.3
Engine Parts Manual _____	E 1.3
Engine Temperature Indicator Light _____	D 8.3
Engine _____	C 1.3
Ether Cylinder _____	C 11.3
Exhaust Stack _____	C 5.3

F

Fan Belt _____	C 1.3
Fan _____	C 10.3
Fan, Alternator _____	C 6.3
Fan, Dashboard _____	D 14.3
Fender _____	A 1.3
FHE Safety Manual _____	E 1.3
Filter Element, Air Cleaner Primary _____	C 4.3
Filter Element, Air Cleaner Secondary _____	C 4.3
Filter Element, Return _____	H 1.3
Filter, Engine Oil _____	C 1.3, M 1.3
Filter, Fuel/Water Separator _____	C 1.3, M 1.3
Filter, Hydraulic _____	M 1.3
Filter, Inhib Fuel _____	C 1.3, M 1.3
Filter, Return _____	H 1.3
Filter, Fans _____	H 1.3

WORD INDEX

Flasher _____ F.3.5
 Floor Mat Kit _____ D.15.3
 I-N-R Control Wire Harness _____ D.10.3
 Fuel Cap _____ C.9.4
 Fuel Filter, In-line _____ C.13, M.1.3
 Fuel Filter/Water Separator _____ C.13, M.1.3
 Fuel Level Gauge _____ D.8.3, D.9.3
 Fuel Level Screen _____ C.9.3

G

Gauge Panel _____ D.8.3, D.9.3
 Gauge Wire Harness _____ E.8.3
 Gauge Wiring Harness _____ D.8.3, D.9.3
 Gauge, Fuel Level _____ D.8.3, D.9.3
 Gauge, Oil Pressure _____ D.9.3
 Gauge, Night _____ H.1.3
 Gauge, Transmission Temperature _____ D.8.3, D.9.3
 Gauge, Voltmeter _____ D.9.3
 Gauge, Water Temperature _____ D.9.3
 Ground Strap _____ E.1.3
 Guard, Overhead _____ D.1.3

H

Harness, Chassis Light _____ E.3.3
 Harness, Lights _____ E.3.3
 Heater Wire Harness _____ D.15.3
 Heater _____ D.15.3
 Heater, Block _____ C.12.3
 Hood _____ A.2.3, A.3.3
 Horn Button _____ D.10.3
 Horn _____ E.2.3
 Hose, Lower Radiator _____ C.10.3
 Hose, Upper Radiator _____ C.10.3
 Hourmeter _____ D.8.3, D.9.3
 Hydraulic Filter _____ M.1.3
 Hydraulic Supply Gear Pump _____ H.1.5

I

Indicator Light _____ D.9.3
 In-line Fuel Filter _____ C.13, M.1.3

K

Kit, Decal _____ G.1.3
 Kit, Defroster _____ D.14.3
 Kit, Exposed Light _____ E.9.3
 Kit, Floor Mat _____ D.15.3
 Kit, Maintenance Interval _____ M.1.3
 Kit, Mirror _____ D.17.3
 Kit, Wiper _____ D.16.3

L

Lamp, Brake _____ E.3.3
 Light, Alternator Indicator _____ D.8.3
 Light, Brake _____ D.8.3, D.9.3

Light, Engine Temperature Indicator _____ D.8.3
 Light, Indicator _____ D.9.3
 Light, Oil Pressure Indicator _____ D.8.3
 Light, Work _____ P.3.3, 3.5
 Lights, Harness _____ E.3.3
 Lower Radiator Hose _____ C.10.3

M

Maintenance Interval Kit _____ M.1.3
 Manual, Pouch _____ D.4.3
 Manual, Engine Operation _____ P.1.3
 Manual, Engine Parts _____ P.1.3
 Manual, IBC Safety _____ P.1.3
 Manual, Operator/Maintenance _____ P.1.3
 Manual, Parts _____ P.1.3
 Mast/Lift Wiring Harness _____ J.1.3
 Master Cylinder _____ B.4.3, B.4.5
 Mirror Kit _____ D.17.3
 Motor, Starting _____ C.1.3
 Mount, Shock _____ C.1.3
 Muffler _____ C.5.3

N

Negative Battery Cable _____ E.1.3

O

Oil Filter, Engine _____ C.13, M.1.3
 Oil Pressure Gauge _____ D.9.3
 Oil Pressure Indicator Light _____ D.8.3
 Oil Pressure Switch _____ E.8.3
 Oil Sender _____ E.8.3
 Operator/Maintenance Manual _____ P.1.3
 Orbital, Steering _____ D.16.3
 Overhead Guard _____ D.1.3

P

Paint, Berge _____ G.1.3
 Panel, Gauge _____ D.8.3, D.9.3
 Parts Manual _____ P.1.3
 Panel, Accelerator _____ C.8.3
 Pedal, Brake _____ B.4.3
 Plate, Brake Deck _____ D.3.3
 Plate, Deck _____ D.3.3
 Plate, Engine Mounting _____ C.1.3
 Plate, Rear Deck _____ D.3.3
 Positive Battery Cable _____ E.1.3
 Pouch, Manual _____ D.4.3
 Primary Filter Element, A/C Cleaner _____ C.4.3
 Pump, Hydraulic Supply Gear _____ H.1.5

R

Radiator Cap _____ A.2.3, C.10.3
 Radiator _____ C.10.3
 Rain Cap _____ C.1.3

WORD INDEX

Rear Deck Plate _____	D 33
Reservoir, Coolant _____	C 10.3
Return Filter Element _____	H 1.3
Return Filter _____	H 1.3
Rim _____	H 2.3, H 3.3

S

S P S T Switch _____	H 2.3
Seal Assembly _____	D 5.3
Seal Support _____	D 6.3
Secondary Filter Element, Air Cleaner _____	C 4.3
Sender, Fuel Level _____	C 9.1
Sender, Oil _____	F 8.3
Sender, Water Temperature _____	F 8.3
Separator, Fuel Filter/Water _____	C 1.3, M 1.3
Shaft, Drive _____	C 2.3, C 3.3
Shifter, Transmission _____	D 10.3
Shock Mount _____	C 1.3
Side Shift Cylinder _____	H 3.3
Sight Gauge _____	H 1.3
Signals/Flashers Switch _____	E 3.5
Stack, Exhaust _____	C 5.3
Starting Motor _____	C 1.3
Steering Column _____	D 10.3
Steering Column/Orbital _____	D 10.3
Steering Orbital _____	D 10.3
Steering Wheel _____	D 10.3
Step _____	A 4.3
Strap, Ground _____	E 4.3
Support, Seat _____	D 6.3
Switch, Brake Light _____	F 3.3
Switch, Differential Lock _____	D 8.3, D 9.3
Switch, Dump _____	F 4.3
Switch, Oil Pressure _____	E 8.3
Switch, S P S T _____	H 2.3
Switch, Signals/Flashers _____	E 3.5

T

Tank, Fuel _____	H 1.3
Throttle Bracket _____	C 7.3, C 8.3
Throttle Cable _____	C 7.3
Tilt Cylinder _____	H 4.3
Tire _____	H 2.3, H 3.3
Transmission Mounting Bracket _____	C 1.3
Transmission Shifter _____	D 10.3
Transmission Temperature Gauge _____	D 8.3, D 9.3
Transmission _____	C 2.3, C 3.3
Turnsignal/Breaker Wiring Harness _____	E 3.3

U

Upper Radiator Hose _____	C 10.5
---------------------------	--------

V

Valve, Air _____	B 2.3, B 3.3
Valve, 3-Section Directional _____	H 2.3

Valve, 4-Section Directional _____	H 2.3
Valve, 4WD and Differential Lock _____	H 1.9
Vandal Cover _____	A 2.3, D 11.3, D 12.3
Voltmeter Gauge _____	D 9.3

W

Water Temperature Gauge _____	D 9.3
Water Temperature Sender _____	F 8.3
Wheel, Steering _____	D 10.3
Wiper Kit _____	D 16.3
Wire Harness, Chassis _____	E 4.3, F 4.5
Wire Harness, Console _____	F 3.5
Wire Harness, D-R-R Control _____	D 10.3
Wire Harness, Gauge _____	E 8.3
Wire Harness, Heater _____	D 13.3
Wiring Harness, Gauge _____	D 8.3, D 9.3
Wiring Harness, Mast Lift _____	H 5.3
Wiring Harness, Turnsignal/Breaker _____	E 3.3
Work Light _____	E 3.3, E 3.5

NUMERICAL INDEX

COMM. NO.	PAGE NO.	COMM. NO.	PAGE NO.	COMM. NO.	PAGE NO.	COMM. NO.	PAGE NO.
1301133	A.1.3	13217132	12.9		F6.5	5881218	C.9.3
13029573	H.1.3	13217140	12.13	54571108	E6.7	58811101	E.3.3
13067590	L1.5	13250346	F12.3	54571199	E11.5	58811526	C.11.1
13082839	L1.7	13304181	G1.3	54571318	E11.7	58811815	E.4.3
	L2.5	35304286	G1.3		F11.9		E.1.5
13082870	L1.11	19181875	E.1.3	54571603	F.4.3	58817227	C.10.5
13099015	H.1.5	50260287	B.1.3		F.4.5	58827122	C.10.5
	H.1.9	50260907	C.1.3	54571793	F.4.7	58827130	D.1.3
13104021	L1.7	50274299	C.9.3	54574835	E.8.5	58827262	A. .3
13155106	F.1.3		C.10.3	54574876	F.8.7	58827681	H.1.5
13155379	G.2.3	50754977	13.3		F.8.9	5882779	A.5.3
13161861	C.1.5	50755230	13.21	54574983	I10.3	58827932	C.1.3
13163340	G1.3	50959821	13.5	54576727	E11.5		M.1.3
13163449	D.13.3	51009116	13.3	54577838	F3.3	58835398	D.8.3
13163456	D.13.3	51468095	C.3.3	54577846	H.3.3		D.9.3
13165279	F.9.3	51468103	C.2.3	54600036	G.2.3	58841818	H.2.3
13198239	D.5.3		C.3.3	54601350	I19.3	58848091	C.5.3
13198353	G1.3	51493168	13.3		I20.3	58849829	H.1.3
13198361	G1.3	51493176	13.3	54604384	I19.3	58850694	E.3.5
13224621	L2.11	51493206	13.7		I20.3	5885926	E.3.3
13228561	L1.9	51493218	13.7	54601292	I19.3	58859931	E.3.3
	L2.9	51493226	13.7		I20.3	58859959	E.3.3
13229650	F.1.3	51493231	13.9	54612191	G.1.3	5885999	E.3.7
13229676	F.1.5	51493242	13.9	54632781	I1.5	58851478	H.1.9
13229902	F.12.3	51493259	13.17		I2.5	58858594	D.10.3
13243217	F.4.7	51493275	13.21	54603166	G.2.3	58871286	E.3.7
13213233	F.1.9	51493283	13.21	54690087	C.1.3	58871393	F.3.3
13243258	F.6.3	51493291	13.21	54690102	C.4.3	58878000	E.8.3
13243274	F.6.5	51493325	13.21	54705447	I1.11	58883141	D.11.3
13213290	F.12.3	51493333	13.21	56998503	F.1.5		D.12.3
13213316	F.6.7	51493341	13.21	58754133	C.11.3	58883257	D.16.3
13243332	F.6.9	51493358	13.21	58766692	I19.3	58883257	F.93
13213357	F.8.5	51493366	13.21		I20.3	58883396	D.11.3
13213373	F.8.3	51493382	13.21	58788811	D.8.3		D.12.3
13243415	F.8.7	51493390	13.21	58788829	D.8.3	58883390	A.2.5
13243431	F.8.9	51493416	13.21	58788837	D.8.3		D.12.3
13213456	F.1.5	51493421	13.23	58788852	F.4.3	58884057	D.17.3
13243472	F.1.5	54508577	C.5.3	58788894	D.9.3	58884420	C.9.3
13243514	F.1.7	54516836	E.1.3	58803958	I1.7	58889052	13.5
13213530	F.1.9	54573860	F.5.3		I2.5	58889136	13.7
13247408	L1.5		F.5.5	58804444	I2.7		M.1.3
13247416	L1.9		F.5.7	58808825	H.4.3	58887299	C.10.5
13213421	L2.7		F.6.3	58811779	C.1.3	58891136	I19.3

NUMERICAL INDEX

COMM. NO.	PAGE NO.	COMM. NO.	PAGE NO.	COMM. NO.	PAGE NO.	COMM. NO.	PAGE NO.
	L20.3	58969551	L.3		H.1.9	59_25005	L.3
5889.114	L.19.3	58969585	L.5.3	59014297	D.9.3	59_25013	L.5.3
	L20.3	58971155	L.1.9	59016607	L.5.3	59_25609	D.13.3
5889.169	L.19.3	59000596	D.2.3	59016901	D.9.3	59_25658	D.13.3
	L20.3	59004838	F.2.3	59016920	D.8.3	59_26462	C.5.3
58907361	L.8.3		F.2.5		D.9.3	59_28470	C.5.3
58916537	L.1.5		F.2.7	59018959	G.1.3	59_28900	D.10.3
58916515	L.1.5	59004816	F.3.3	59019122	C.9.3	59_29155	E.7.3
58916974	L.1.11		F.3.5	59051151	G.1.3	59_29171	C.10.3
58926973	C.9.3		F.3.7	59072249	L.5.3	59_30617	L.3.3
58935644	H.1.3		F.7.3	59072330	L.5.3	59_30625	L.3.3
58965492	C.6.3		F.7.5	59072736	L.5.3	59_30633	L.3.3
58965526	G.1.3	59004853	F.1.3	59075762	C.4.3	59_30641	L.3.3
58965583	G.1.3		F.1.5	59083113	G.1.3	59_30658	L.3.3
58965609	G.1.3		F.1.7	59083121	G.1.3	59_30666	L.3.3
58965617	G.1.3		F.1.9	59087189	L.1.5	59_30674	L.3.3
58969239	L.3.3		F.8.3	59087395	G.2.3	59_30682	L.3.3
58969217	L.5.3		F.8.5	59087551	G.1.3	59_30690	L.3.3
58969254	L.5.3		F.8.7	59087569	G.1.3	59_30708	L.3.9
58969262	L.5.3		F.8.9	59095930	D.13.3	59_30716	L.3.9
58969270	L.5.3	59004861	F.9.3	59096789	C.9.3	59_30724	L.3.9
58969288	L.5.3	59004879	F.5.3	59100595	D.14.3	59_30732	L.3.5
58969296	L.5.3		F.5.5	59109629	D.14.3	59_30757	L.3.5
58969364	L.3.3		F.5.7	59109637	D.14.3	59_30775	L.3.5
58969312	L.5.3		F.6.3	59109652	D.14.3	59_30781	L.3.5
58969320	L.5.3		F.6.5	59113415	C.10.3	59_30799	L.3.5
58969338	L.5.3		F.6.7	59113696	D.10.3	59_30807	L.3.5
58969346	L.5.3		F.6.9	59113761	D.8.3	59_30815	L.3.5
58969353	L.5.3		F.10.3		D.9.3	59_30823	L.3.5
58969361	L.3.3		F.10.5	59113829	F.1.3	59_30831	L.3.5
58969387	L.3.3		F.10.7	59114207	C.8.3	59_30849	L.3.5
58969403	L.5.3		F.1.3	59117341	C.7.3	59_30856	L.3.9
58969411	L.3.3		F.1.5	59118521	C.12.3	59_30864	L.3.9
58969437	L.3.3		F.1.7	59119776	D.13.3	59_30872	L.3.9
58969460	L.5.3		F.1.9	59121772	C.11.3	59_30880	L.3.9
58969478	L.5.3	59006205	G.1.3	59124107	L.3.3	59_30898	L.3.9
58969486	L.3.3	59010173	D.1.3	59124115	L.3.3	59_30930	L.3.7
58969494	L.5.3		G.1.5		L.3.7	59_30989	L.3.7
58969502	L.5.3	59012781	G.1.3	59124123	L.3.3	59_31003	L.3.7
58969510	L.3.3	59015602	H.3.3	59124131	L.3.3	59_31052	L.3.7
58969528	L.5.3	59020908	G.1.3	59124164	L.3.3	59_31110	L.3.3
58969536	L.5.3	59020940	G.1.3	59124172	L.3.3	59_31185	L.3.7
58969544	L.3.3	59031559	B.4.5	59124198	L.3.9	59_31193	L.3.9

NUMERICAL INDEX

COMM. NO.	PAGE NO.	COMM. NO.	PAGE NO.	COMM. NO.	PAGE NO.	COMM. NO.	PAGE NO.
59131201	13.9	59132118	C.13	59143669	13.17		C.13
59131219	13.9	59132321	D.9.3	59143677	13.17	59144291	C.12.3
59131227	13.9	59132852	C.13	59143685	13.19	59145619	13.15
59131235	13.9	59132916	C.13	59143693	13.19	59145656	13.19
59131243	13.11	591331268	13.17	59143701	13.19	59145664	13.21
	13.15	59133579	13.5	59143735	13.15	59146233	11.3
	13.17	59134676	A.2.5		13.21		12.3
	13.19		D.12.3	59143743	13.21	59146241	11.3
59131256	13.11	59137406	D.8.3	59143750	13.21		11.9
	13.15		D.9.3	59143772	13.23		12.3
	13.17	59137448	D.8.3	59143781	13.23		12.5
	13.19		D.9.3	59143800	13.23		12.7
59131268	13.11	59139201	D.6.3	59143818	13.23	59146258	11.7
	13.15	59139226	D.6.3	59143826	13.23		12.5
	13.17	59139238	C.13	59143834	13.23	59146274	11.5
59131276	13.11	59139923	C.10.3	59143842	13.23		12.5
	13.15	59139101	13.13	59143859	13.23	59146282	11.5
	13.17	59143112	13.13	59143867	13.23		12.5
59131284	13.11	59143426	13.13	59143883	13.23	59146290	11.5
	13.15	59143453	13.13	59143891	13.23		12.5
	13.17	59143479	13.15	59143909	13.23	59146308	12.7
59131292	13.11		13.17	59143917	13.23	59146316	11.5
	13.15	59143495	13.15	59143925	13.23		12.5
	13.17	59143503	13.15	59143933	13.23	59146324	11.5
59131306	13.11	59143511	13.15	59143941	13.23		12.5
	13.15		13.19	59143958	13.23	59146332	11.5
	13.17	59143529	13.15	59143966	13.23		12.5
59131318	13.11	59143537	13.15	59143974	13.23	59146340	11.5
	13.15	59143545	13.15	59143982	13.23		12.5
	13.17	59143552	13.15	59143990	13.23	59146357	11.5
59131326	13.11	59143566	13.15	59144006	13.23		12.5
	13.15	59143578	13.15	59144014	13.23	59146365	11.5
	13.17		13.21	59144022	13.23		12.5
59131334	13.11	59143586	13.15	59144030	13.23	59146378	11.7
	13.15		13.21	59144055	13.23		12.5
	13.17	59143594	13.15	59144089	13.3	59146415	11.7
59131342	13.11		13.21	59144097	13.3		12.5
59131375	13.11	59143602	13.15	59144105	13.3	59146423	11.5
59131383	13.11	59143610	13.15	59144113	13.3		12.5
59131391	13.11		13.21	59144121	13.5	59146449	11.9
	13.15	59143628	13.15	59144139	C.4.3		12.7
	13.17	59143644	13.17	59144147	C.4.3	59146456	11.9
59132061	C.13	59143651	13.17	59144157	C.2.3		12.7

NUMERICAL INDEX

COMM. NO.	PAGE NO.	COMM. NO.	PAGE NO.	COMM. NO.	PAGE NO.	COMM. NO.	PAGE NO.
59-16480	1.2.7		1.2.5	59191613	F.8.3	59-93318	F.11.5
59-16498	1.2.7	59151116	1.1.7		F.8.5	59-93326	F.11.7
59-16518	1.2.7		1.2.5		F.8.7	59-93334	F.11.9
59-16555	1.2.7	59151153	1.1.7		F.8.9	59-93573	F.12.3
59-16571	1.2.7		1.2.5	59191650	F.11.3	59-93714	A.5.3
59-16589	1.2.7	59151161	1.1.7	59191668	F.7.3	59191126	1.1.7
59-16605	1.1.9	59151179	1.1.7		F.7.5		1.2.5
	1.2.7		1.2.5	59191676	F.10.3	59-94134	1.2.7
59-16613	1.1.9	59151187	1.1.7		F.10.5	59-94159	1.2.7
	1.2.7		1.2.5		F.10.7	59191167	1.2.7
59-16654	1.1.9	59151195	1.1.7		F.11.5	59-94217	1.2.11
	1.2.9		1.2.5		F.11.7	59-94233	1.2.13
59-16662	1.1.9	59151484	1.1.3		F.11.9	59195719	1.1.3
	1.2.9	59151551	1.1.3	59192606	1.6.3	59200758	F.2.3
59-16670	1.1.9	59151823	1.1.3		1.7.3	59200766	E.2.3
	1.2.9	59155119	C.4.3		1.8.3	59201236	B.2.3
59-17033	B.4.5	59155127	C.4.3		1.9.3	59201707	B.2.3
59-19369	E.3.3	59156901	D.5.3		1.10.3	59201715	B.2.3
59-51134	H.5.3	59157792	E.3.3		1.10.3	59201723	B.2.3
59-53601	1.1.9	59159558	D.10.3		1.12.3	59201772	A.6.3
	1.2.9	59159681	C.10.3		1.13.3		F.1.3
59-53619	1.1.9	59163758	B.1.3		1.14.3	59201897	B.2.3
	1.2.9		B.2.3		1.11.5	59202093	11.3.3
59-53627	1.1.9		B.3.3		1.15.3	59202101	B.1.3
	1.2.9	59165901	D.8.3		1.15.5	59202119	B.1.3
59-53635	1.2.9		D.9.3		1.17.3	59202192	11.4.3
59-53643	1.2.9	59166231	G.1.3		1.17.5	59202606	D.1.3
59-53650	1.1.9	59170555	D.10.2		1.18.3	59202665	D.3.3
	1.2.9	59174789	H.1.3		1.18.5	59202721	D.8.3
59-53676	1.1.11	59179226	C.5.3	59193110	F.12.3		D.9.3
59-53684	1.1.11	59181113	F.6.3	59193128	F.12.3	59205468	B.4.3
59-53700	1.1.11	59185974	D.4.3	59193193	F.4.3		B.4.5
59-53718	1.1.11	59191619	F.4.3	59193201	F.1.5	59205583	B.5.3
59-53726	1.1.11		F.4.5	59193219	F.1.7	59205966	C.1.3
59-53734	1.1.11		F.4.7	59193227	F.6.3	59205674	C.1.3
59-53742	1.1.11		F.4.9	59193235	F.6.5	59206185	F.12.3
59-53759	1.1.11	59191627	F.6.3	59193243	F.6.7	59207266	D.10.3
59-54039	1.2.11		F.6.5	59193259	F.5.3	59207274	F.4.3
59-54070	1.2.13		F.6.7	59193268	F.5.5		E.4.5
59-54088	1.2.13		F.6.9	59193276	F.5.7	59208900	B.4.3
59-54120	1.1.7	59191635	F.5.3	59193284	F.8.5		B.4.5
	1.2.5		F.5.5	59193292	F.8.7	59208918	B.4.3
59-54138	1.1.7		F.5.7	59193301	F.8.9	59208926	F.1.3

NUMERICAL INDEX

COMM. NO.	PAGE NO.	COMM. NO.	PAGE NO.	COMM. NO.	PAGE NO.	COMM. NO.	PAGE NO.
50208931	B.5.3	50223115	D.8.3	50242685	I.1.5	50246855	I.9
50208967	B.5.3	50223123	D.9.3	50242727	I.1.5		I.2.9
50209098	B.1.3	50223131	H.4.3	50242735	I.1.5	50246856	I.2.9
50209106	B.1.3	50223236	A.1.3	50242743	I.1.5	50247262	G.2
	B.1.5	50223248	A.1.3	50242750	I.1.5	50248302	H.5.3
50209189	B.1.5	502231627	E.3.5	50242768	I.1.5	50248328	D.2.3
50209197	B.1.5	502231656	B.3.3	50242776	I.1.5	50248443	H.1.9
50209643	A.1.3	502231068	E.3.3	50242792	I.1.7	50248450	D.1.3
50209668	H.3.3	502231676	E.3.5	50242818	I.1.7	50248542	H.3.3
50209841	B.1.3	502231681	E.1.7	50242826	I.1.9	50248587	B.2.3
50209882	D.3.3	502231126	D.8.3	50242831	I.1.9	50248716	I.15.5
50209896	D.3.3	502231131	D.9.3		I.2.9	50250977	F.1.2
50209921	B.3.3	502231175	F.8.3	50242842	I.1.9	50251546	H.1.3
50209940	B.2.3	502231191	H.1.9	50242867	I.1.9	5025156	A.3.3
50209957	B.2.3	502231441	C.7.3	50242883	I.1.1.	50251652	B.3.3
50215103	D.6.3	502235651	C.7.3	50242891	I.1.1.	50251660	B.1.3
50215616	F.1.3	502235119	B.5.3	50243006	I.1.7	50251678	H.2.3
50218756	C.10.5	502235156	B.5.3		I.2.7	50261719	M.1.3
50218768	C.10.5	502235168	B.5.3		I.2.13	50270470	C.5.3
50218842	H.1.3	50210507	H.1.5	50243011	I.1.1.	50283655	A.2.3
50218859	H.1.9	50210515	C.2.3	50243022	I.1.1.	50283697	F.2.3
50218867	H.1.5	50240523	C.3.3	50243030	I.1.1.		F.2.5
50218883	H.1.7	50210531	B.3.3	50243048	I.1.1.		F.2.7
50218891	F.7.3	50210561	B.5.3	50243055	I.1.1.	50283705	F.3.3
50219036	E.3.3	50240598	H.2.3	50243071	I.1.1.		F.3.5
50219048	E.3.3	50240606	B.2.3	50243089	I.1.1.		F.3.7
50219139	G.1.3	50210611	B.2.3	50243097	I.1.1.	50283717	F.2.3
50219147	F.7.3	50240622	H.4.3	50243105	I.1.1.	5028372	F.2.5
50219188	G.1.3	50240636	H.5.3	50243113	I.2.5	50283739	F.2.7
50219201	A.2.5	50210648	H.5.3	50243121	I.2.5	50283747	F.3.3
	D.12.3	50210655	H.2.3	50243139	I.2.9	50283751	F.3.5
50219212	D.13.3	50240663	H.2.3	50243147	I.2.9	50283762	F.3.7
50219226	D.3.3	50210671	H.5.3	50243162	I.1.9	50283770	F.7.3
50219238	A.2.5	50210689	H.5.3		I.2.9	50283788	F.7.5
	D.12.3	50242511	C.1.3	50243543	G.2.3	50283796	F.10.3
50220612	D.3.3	50242537	I.2.9	50243550	G.2.3	50283804	F.10.5
50220129	H.1.3	50212545	I.2.7	50243568	G.1.3	50283812	F.10.7
50220178	B.5.3	50242552	I.2.7	50245217	F.4.3	50286012	H.2.3
50220194	B.5.3	50242594	I.2.7	50245225	H.4.3	50291229	C.10.3
50221636	H.1.5	50212644	I.1.5	50245237	F.1.3	50291237	C.1.3
50222927	D.15.3	50242651	I.1.5	50246728	A.2.5	50291245	D.10.3
50223665	D.10.3	50242669	I.1.5		D.12.3	50302554	E.4.3
50223673	D.10.3	50212677	I.1.5	50246797	F.1.3	50306357	G.1.3

NUMERICAL INDEX

COMM. NO.	PAGE NO.	COMM. NO.	PAGE NO.	COMM. NO.	PAGE NO.	COMM. NO.	PAGE NO.
59306365	G.1.3	59416232	H.2.3	59471888	C.8.3		D.12.3
59307017	C.5.3	59416230	H.2.3	59471901	C.8.3		E.2.3
59309161	C.1.3	59416248	H.2.3	59471938	C.8.3	59726075	F.1.3
59311621	C.4.3	59416255	H.2.3	59475111	C.9.3		F.1.5
59321392	C.9.3	59416263	H.2.3	59477571	C.1.3	59726414	D.2.3
59325712	D.13.3	59417071	H.2.3		M.1.3	59728170	C.1.3
59325720	F.3.1	59417170	H.2.3	59480996	H.2.3		M.1.3
59327833	H.2.3	59417519	D.2.3	59481572	F.3.5	59759720	E.3.5
59327841	A.1.3	59417527	D.2.3	59482919	F.1.3	59764514	D.2.3
	B.4.3	59418087	A.2.5	59483339	E.3.5	59769364	I.2.7
	C.5.3		D.12.3	59492512	D.8.3		I.2.13
59327890	A.5.3	59427039	E.3.3		D.9.3	59769653	I.1.7
59327916	C.1.3		F.3.5	59510665	C.8.3		I.2.5
59331934	C.10.5	59427096	D.13.3	59524417	B.2.3	59769661	I.1.7
59333394	H.1.5	59436931	E.1.3		B.3.3		I.2.5
59340117	H.2.3	59450437	B.4.3	59539569	C.9.3	59769935	I.1.11
59352476	C.11.3	59451278	C.10.3		D.1.3	59787465	F.3.3
59352512	C.11.3	59455154	H.3.3		D.6.3	59790824	I.2.9
59362250	C.9.3	59455527	C.10.3		H.1.3	59790863	I.2.7
	C.10.5	59455626	B.4.3	59544213	A.5.3	59791004	I.2.7
59365130	F.1.3	59455634	C.10.3	59545646	F.1.3	59793034	I.1.7
59366971	C.11.3	59455659	C.10.3	59565926	A.1.3	59793182	I.1.11
59371163	C.7.3	59455667	C.10.3		B.4.3	59793190	I.1.11
59377614	H.2.3	59455931	B.4.3	59585291	C.1.3	59793430	I.1.11
59377622	H.2.3	59456194	C.10.3	59583302	C.1.3	59793521	I.1.3
59377630	H.2.3	59457192	C.7.3	59583450	H.1.7		I.2.3
59377663	H.2.3	59457200	H.1.3	59584482	H.2.3		I.2.9
59392795	D.13.3	59461368	D.10.2	59587196	H.1.3	59793786	I.1.5
59398925	C.11.3	59462796	C.7.3		M.1.3		I.2.5
59401232	C.11.3		C.10.5	59588392	H.1.3	59794073	I.1.11
59408512	H.5.3	59465153	C.10.3	59616549	C.10.5	59794113	I.1.3
59410666	C.1.3	59465658	C.7.3	59625012	C.10.5		I.1.9
59417652	C.1.3	59465666	C.10.3	59630798	C.1.3		I.2.3
59417694	C.10.5	59468380	G.1.3	59645114	C.10.5		I.2.7
59421164	C.10.3	59468397	G.1.3	59662197	H.1.3	59794123	I.1.3
59421112	C.10.3	59471789	C.8.3	59670554	E.3.5		I.1.9
59423856	C.10.5	59471805	C.8.3	59680983	A.1.3		I.2.3
59423864	C.10.5	59471813	C.8.3		A.4.3		I.2.9
5944821	C.7.3	59471821	C.8.3		C.10.5	59794149	I.1.7
59444961	H.1.3	59471830	C.8.3		D.3.3		I.2.5
59444979	F.8.3	59471847	C.8.3		D.13.3	59807941	A.1.3
59446206	H.2.3	59471854	C.8.3	59794411	D.13.3		A.4.3
59446214	H.2.3	59471870	C.8.3	59717702	B.5.3		B.4.3

NUMERICAL INDEX

COMM. NO.	PAGE NO.	COMM. NO.	PAGE NO.	COMM. NO.	PAGE NO.	COMM. NO.	PAGE NO.
	B.5.3	50922658	H.1.3	50978858	C.9.3	9591922	A.2.3
	C.10.5	50922666	H.1.5	50985069	B.1.3		A.2.3
	D.3.3	50922716	H.1.9	50988612	E.3.5		B.4.3
	D.13.3	50922807	B.1.3	50988683	E.3.5		C.5.3
5081364	D.6.3		F.7.3	50998146	D.2.3	95919239	B.4.3
50816322	E.8.3		H.1.5		D.7.3	95919251	A.1.3
50848124	D.2.3		H.1.9	95016617	D.13.3		D.10.3
50854828	D.13.3	50922849	H.1.9	95011060	C.10.5		D.13.3
50854877	D.13.3	50922864	H.3.3	95090106	D.13.3	95919304	H.1.9
50854943	D.13.3	50922898	H.1.5	95097390	D.13.3		H.1.3
50866976	C.11.3	50922922	H.5.3	95207178	F.3.5	95919585	C.9.3
50869917	C.7.3	50922930	H.1.3	95209091	C.9.3		D.6.3
	D.12.3	50922971	H.1.7	95223269	B.2.3		H.1.3
	F.4.3	50923037	H.1.3	95256662	C.10.5	95919593	D.1.3
	H.1.7	50923066	E.3.3	95279071	C.10.5	95919767	D.6.3
50873976	C.5.3	50923094	H.1.3	95279402	H.1.3	95919932	A.6.7
50876201	D.8.3	50923607	C.10.5	95286266	C.10.3		F.1.3
	D.9.3	50923961	E.7.3	95287629	H.1.9	95920017	A.5.3
50879791	C.6.3	50924027	H.1.3	95293403	C.9.3	95920294	C.3.3
50887182	D.13.3	50924186	H.1.3	95301859	C.10.3	95920377	A.5.3
50902961	I.2.7	50926606	F.4.3	95301883	D.13.3		C.7.3
50918441	H.3.3	50929026	H.1.7	95302667	C.10.7	95920419	A.2.5
50918557	H.4.3	50931345	H.4.7	95302687	C.10.3	95920443	A.2.5
50918573	A.1.3	50936135	H.1.7		C.10.5		D.3.3
	C.7.3	50941682	C.10.5	95323366	E.7.3	95920492	H.1.7
	E.2.3		C.11.3		H.1.9	95920526	B.5.3
	F.1.3		D.4.3	95364030	D.11.3	95920625	H.2.3
50918615	B.4.3		F.2.3		D.12.3	95920658	C.10.5
50918649	H.1.5		E.6.3	95368338	B.5.3	95920815	C.2.3
	H.3.3		H.5.7	95373973	D.13.3		C.3.3
50919654	H.1.9	50947507	G.1.3		F.6.3	95922118	F.3.5
50921031	H.1.5	50965962	C.10.3	95378877	C.9.3	95922225	D.3.3
	H.1.7		C.10.5	95379392	C.7.3	95922237	C.5.3
	H.4.3		C.11.3	95394776	C.9.3		C.7.3
50922153	B.5.3		D.3.3	95424586	C.10.5		D.11.3
	D.3.3		D.4.3		E.4.3		D.12.3
50922245	H.1.5		F.6.3		F.4.5	95922321	A.3.3
50922260	H.5.7		H.1.7	95480087	F.1.3		C.7.3
50922548	E.7.3		H.2.3	95563045	D.14.3		C.10.7
50922542	H.1.5		H.5.7	95619155	F.3.7		D.6.3
50922583	C.10.5	50971457	F.8.3	95619497	A.1.3		F.3.7
50922591	C.10.5	50974915	E.4.3	95619205	H.3.3		H.1.9
50922641	H.1.3		F.1.5		F.5.3	95922332	H.2.3

NUMERICAL INDEX

COMM. NO.	PAGE NO.	COMM. NO.	PAGE NO.	COMM. NO.	PAGE NO.	COMM. NO.	PAGE NO.
95922365	A.2.5		E.1.5		E.1.3		
	B.5.3	95934873	D.2.3		E.1.5		
	C.10.3	95936027	B.4.3	96710337	B.1.3		
	D.12.3	95938437	H.2.3	96710980	D.10.3		
95922373	D.10.3	95942095	D.2.3	96711038	C.4.3		
95922390	H.2.3		D.7.3		D.5.3		
95922829	D.3.3	96701370	E.1.3		H.2.3		
95922993	H.2.3	96701495	C.5.3	96711046	A.2.3		
95923041	E.3.5		C.9.3		A.3.3		
95923058	C.7.3		E.1.7		C.2.7		
	F.3.7		F.1.5		C.3.3		
	H.2.3		H.3.3		D.13.3		
95923074	B.5.3	96701560	B.1.3	98818091	E.8.3		
95923090	B.4.3		B.2.3				
95923298	C.7.3		B.3.3				
	D.2.3	96702279	C.5.3				
	D.6.3		C.7.3				
	H.2.3	96702287	C.8.3				
	H.3.3	96702410	C.2.3				
	H.1.3		C.3.3				
	H.5.3	96702816	C.4.3				
			C.1.3				
95923314	A.2.5	96703111	C.1.3				
	B.5.3	96703665	B.1.3				
	D.11.3		B.2.3				
	D.12.3		B.3.3				
	D.13.3	96704564	E.4.2				
95923322	A.2.3	96704606	E.1.7				
	A.3.3	96704713	C.8.3				
	B.4.3	96704812	C.8.3				
	D.13.3		E.1.7				
95923348	C.9.3	96705132	E.1.3				
	D.1.3		E.4.5				
	D.6.3	96705553	C.10.3				
	H.1.3	96705678	B.2.3				
95923355	A.6.3		B.3.3				
	F.1.3	96714399	C.5.3				
95923488	H.2.3		C.7.3				
95923918	B.4.3		C.8.3				
95924007	B.5.3		E.1.7				
95924023	H.2.3	96727581	C.8.3				
95924049	C.8.3	96738596	C.1.3				
95929782	D.5.3		C.5.3				
95931366	E.1.7		C.9.3				

PARTS WARRANTY

Ingersoll-Rand Company ("Company") through its distributor warrants that parts manufactured by it will be as specified and will be free from defects in material and workmanship. The Company's liability under this warranty shall be limited to the repair or replacement of any part which was defective at the time of shipment provided Purchaser notifies the Company of any such defect promptly upon discovery but in no event later than six (6) months from the date of shipment of such part by the Company.

Repairs and replacements shall be made by the Company F.O.B. point of shipment. The Company shall not be responsible for costs of transportation, removal, or installation.

Warranties applicable to material and equipment supplied by the Company but wholly manufactured by others, shall be limited to the warranties extended to the Company by the manufacturer which are able to be conveyed to the Purchaser.

This warranty does not apply to failures occurring as a result of abuse, misuse, negligent repairs, corrosion, erosion, and normal wear and tear, alterations, or modifications made to the part without express written consent of Ingersoll-Rand.

THIS WARRANTY IS IN LIEU OF ALL OTHER WARRANTIES (EXCEPT OF TITLE), EXPRESSED OR IMPLIED, AND THERE ARE NO WARRANTIES OF MERCHANTABILITY OR OF FITNESS FOR A PARTICULAR PURPOSE.

LIMITATION OF LIABILITY

The remedies of the user set forth under the provisions of warranty outlined above are exclusive and the total liability of Ingersoll-Rand or its distributor with respect to this sale; or the equipment and service furnished hereunder, in connection with the performance or breach thereof or from the sale, delivery, installation, repair or technical direction covered by or furnished under this sale, whether based on contract warranty, negligence, indemnity, strict liability or otherwise shall not exceed the purchase price of the unit of equipment upon which such liability is based.

Ingersoll-Rand and its distributor shall in no event be liable to the user, any successors in interest or any beneficiary of assignee relating to this sale for any consequential, incidental, indirect, special, or punitive damages arising out of this sale, or any breach upon lost goodwill, lost profits or revenue, interest, work stoppage, impairment of other goods, loss by reason of shutdown or non-operation, increased expenses of operation of the equipment, loss of use of power system, cost of purchase of replacement power; or claims of user or customer of the user for service interruption whether or not such loss or damage is based on contract warranty, negligence, indemnity, strict liability or otherwise.

INGERSOLL-RAND COMPANY ---May 1, 2000



Road Development

Ingersoll-Rand Company
312 Ingersoll Drive
Shippensburg, PA 17257

©2000 Ingersoll-Rand Company
Printed in U.S.A.