


**PARTS MANUAL
RT-700G
ROUGH TERRAIN FORKLIFT**



HOW TO USE THIS MANUAL

This Parts Manual applies to all RT-700G Rough Terrain Forklifts

When the Comm. # is not Known - Use the Word Index:

- Ingersoll-Rand's Word Index will make this item easy to locate. The Word Index is found in the very back of the book. The items listed are in alphabetical order and may be repeated several times depending on their functional descriptions.
- Let's assume you need to replace the PRIMARY AIR FILTER ELEMENT.

Use any of the functional words in the item description to locate the desired item. Example: The first listing for the Primary Air Cleaner Element in the Word Index is: Air Cleaner, Primary Element. The index shows the component will be found on page M.1.3. That page is the page number for the Maintenance Interval Kit parts list.

A

Air Cleaner and Exhaust Installation	C.8
Air Cleaner	C.8.3, M.1.3
Air Cleaner Assembly	C.8.7
Air Cleaner Primary Element	M.1.3
Air Cleaner Secondary Element	M.1.3
Air Stack Extension Tube	C.8.7
Alarm Relay, Back-Up	E.1.5
Alternator	C.1.3, C.2.3, E.3.5
Alternator Fan	C.2.3, E.3.5
Alternator Indicator Light	D.7.3, D.7.5
Alternator Installation	C.2
Axle and Tire Installation	B.1
Axle, 2WD Steering	B.1.7
Axle, 4WD Steering	B.1.13
Axles and Tires	Section B

- The item is also listed as:
 - Element: Air Cleaner Primary
 - Filter Element: Air Cleaner Primary
 - Primary Air Cleaner Element

Using the Parts Identification Pages:

- The PARTS IDENTIFICATION PAGES consist of the PARTS ILLUSTRATION (even numbered pages) and the PARTS LIST (odd numbered pages)
- The Parts Illustration shows the assembly with its component parts identified by Item Numbers.
- On the Parts List, the components are listed in Item Number order as found in the ITEM column. Other information provided by the Parts List is the Comm. Number which will be required to order Genuine Ingersoll-Rand Replacement Parts, a functional description, the quantity required to assemble one complete assembly, and any additional notes/ dimensions required to help place your parts order.
- For the example: The primary element is Comm. Number 59155119, Quantity of 1, listed on the Maintenance Interval Kit parts list.

When the Comm. # is not known - Use the Table of Contents:

- Turn to the **TABLE OF CONTENTS** pages in the front of this manual. These pages show the major systems of the machine divided into **FUNCTIONAL GROUPS** (identified by capital letters)
- Find the **Functional Group** that best describes the area of the machine you are interested in. For example: **ENGINE**
- See the sample **Table of Contents** shown below

ENGINE AND TRANSMISSION

C

Engine and Transmission Mounting Installation	C.1
2-WD Transmission / Driveline Installation	C.2
4-WD Transmission / Driveline Installation	C.3
Air Cleaner and Exhaust Installation	C.4
Exhaust Installation	C.5
Alternator Assembly	C.6
Throttle Installation	C.7
Throttle Pedal Assembly	C.8
Fuel Line Installation	C.9
Radiator Installation	C.10
Ether Cold Start Installation (Optional)	C.11

Listed under the **Functional Group** of Engine are **SECTIONS** (identified by numbers) that describe major repairable components of that group. Find the listing that refers to **FILTERS AND EXHAUST INSTALLATION**.

- Since the Primary Air Filter **Element** is what needs to be replaced, refer to the section for the Filters and Exhaust Installation. The Air Cleaner used on your machine is found in **Functional Group C.; Section 2**, this makes up the first part of the page number. Turn to that section of the parts manual and find the parts identification **C.8.2 & C.8.3** for the **Air Cleaner (59130393)**.

When the Comm. # is Known - Use the Numerical Index:

- If you already know the **Comm. Number** (part number) for the item required, a **NUMERICAL INDEX** is provided in the back of the manual to assist you. Look up the **Comm. Number** desired and the **Numerical Index** will show the **Functional Group, Section, and Page Number** where the item can be found.

For our Primary Air Filter Element Example: The **Comm. Number 59155119** is found in the **Numerical Index**. It shows that component will be found on page **M.1.3** which is the **Parts List** page number for the Maintenance Interval Kit.

TABLE OF CONTENTS
RT700G

TITLE **SECTION**

MAST PIVOT, CARRIAGE, AND FORKS

A

Block Forks 48" And 60" Carriages	A.1
Forks	A.2
Shaft Carriage Assembly	A.3
Hook Carriage Assembly	A.4
Loud Bracket Installation	A.5
Mast Pivot Installation	A.6

For Internal Breakdowns - See Section I.

AXLES AND TIRES

B

Axle and Tire Installation	B.1
Mechanical Brake Installation	B.2
Parking Brake Installation	B.3

For Internal Breakdowns - See Section I.

ENGINE AND TRANSMISSION

C

Engine Installation	C.1
Alternator Installation	C.2
Throttle Installation (Effective with S/N 162137)	C.3
Throttle Installation (Prior to S/N 162137)	C.4
Throttle Pedal Bracket Assembly	C.5
Transmission	C.6
Radiator Installation	C.7
Air Intake and Exhaust	C.8
Fuel Tank Installation	C.9
Cold Start (Optional)	C.10
Engine Block Heater (Optional)	C.11

For Internal Breakdowns - See Section I.

OPERATOR'S STATION

D

Platform / Sheet Metal Assembly	D.1
Seat Support	D.2
Console Installation	D.3
Console and Controls	D.4
Deck Installation	D.5
Manual Pouch Installation	D.6
Standard Instrument Panel Installation	D.7
Optional Instrument Panel Installation	D.8
Vandal Package (Optional)	D.9
Heater (Optional)	D.10
Defroster / Rear View Mirror / Rear Wiper (Optional)	D.11
Floor Mat And Dome Light	D.12

A

TABLE OF CONTENTS - Continued
RT-700G

TITLE	ELECTRICAL	SECTION
E		
Chassis Electrical - Main Harness		E.1
Chassis Electrical - Charging System		E.2
Chassis Electrical Assembly- Cummins		E.3
Chassis Electrical Assembly- John Deere		E.4
Horn Installation		E.5
Work Light / Road Light Installation		E.6
Gauge Panel Lights Installation		E.7
Dome Light Installation		E.8

For Internal Breakdowns - See Section I.

DECALS AND PAINT

G		
Decals and Paint (Effective with S/N 151542)		G.1
Decals and Paint (Prior to S/N 151542)		G.2

For Internal Breakdowns - See Section I.

HYDRAULICS

H		
Hydraulic Supply and Return Installation		H.1

INTERNAL BREAKDOWNS

I		
Steel Cab (58883307)		I.1
Seat Assembly (58827189)		I.2
2wd Transmission (59413146)		I.3
4wd Transmission (59417097)		I.4
Drive Shaft (59093261, 59083279, 59397802, and 59597810)		I.5
Drive Axle (59005603)		I.6
Steer Drive Axle (59416669)		I.7

TABLE OF CONTENTS - Continued
RT-700G

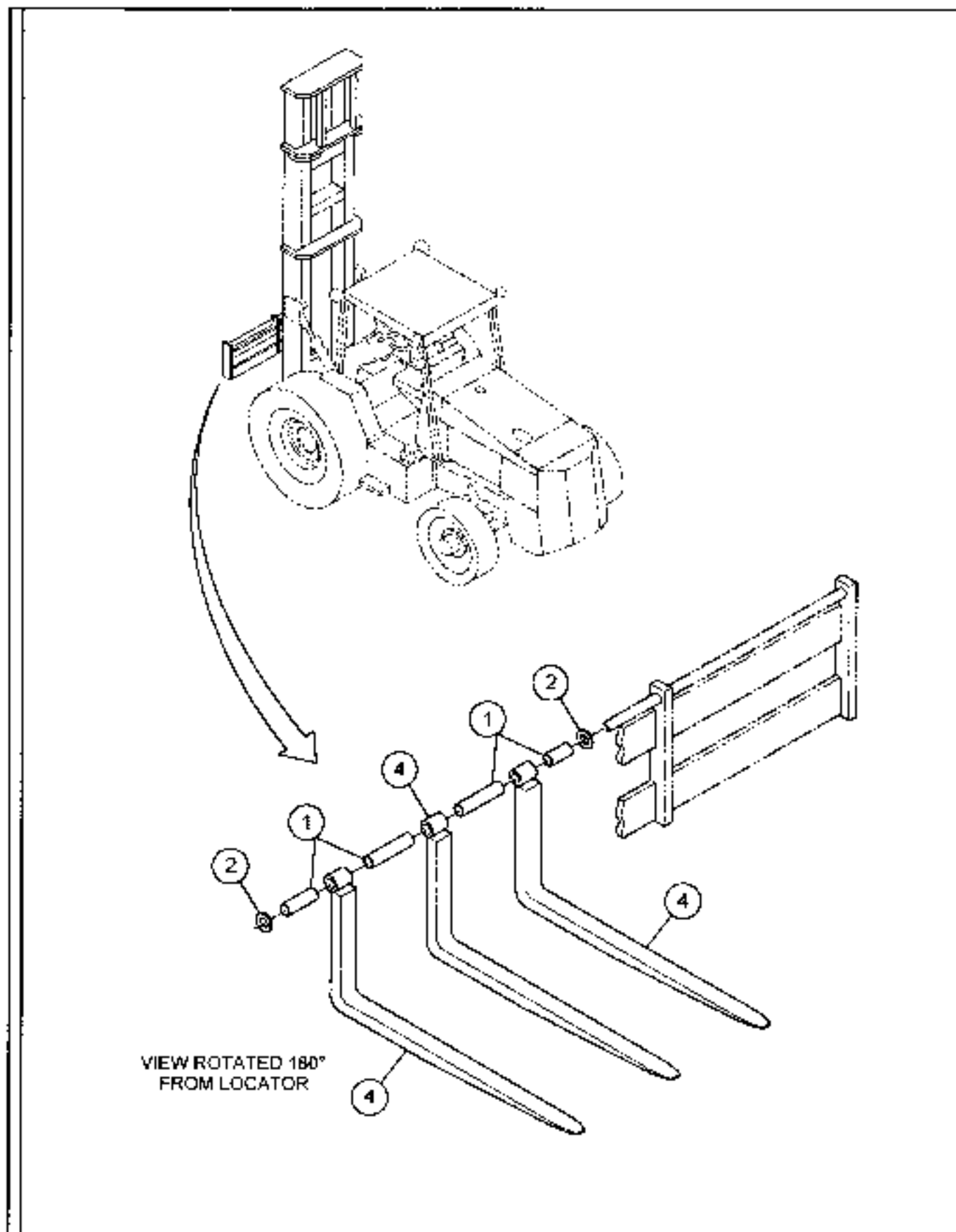
TITLE	SECTION
MAINTENANCE INTERVAL & OTHER PARTS KITS	
M Maintenance Interval Kits	M.1
PUBLICATIONS & TRAINING	
P Manuals	P.1
MASTS & CARRIAGES	
Masts & Carriages	144 - 255
WORD INDEX	
W Word Index	W.1
NUMERIC INDEX	
X Numeric Index	X.1

STANDARD ABBREVIATIONS

AC	Alternating Current
A/R	As Required
ARC	Authorized Rebuilt Component
Assy	Assembly
BHCS	Button Head Cap Screw
Cu Yd	Cubic Yard
Cyl	Cylinder
DC	Direct Current
Dia	Diameter
Eff	Effective
FHCS	Flat Head Cap Screw
F-N-R	Forward-Neutral-Reverse
FOPS	Falling Object Protection System
F/P	Fork Positioning
Gr	Grade
HHCS	Hex Head Cap Screw
HMMS	Hex Head Machine Screw
HSBHCS	Hex Socket Button Head Cap Screw
ID	Inside Diameter
LH	Left Hand
M	Metric
MiK	Maintenance Interval Kit
mm	Millimeter
Nat Asp	Naturally Aspirated
Neg	Negative
NSS	Not Sold Separately
NSVA	Non Serviceable Assembly
OD	Outside Diameter
Pos	Positive
PSI	Pounds per Square Inch
Q/A	Quick-Attach

Ref	Reference
RH	Right Hand
RHSS	Round Head SelfTapping Screw
ROPS	Roll-Over Protection System
RPM	Revolutions Per Minute
SAE	Society of Automotive Engineers
Sec	Section
SFH	Slotted Fillister Head
SHCS	Socket Head Cap Screw
SMV	Slow Moving Vehicle
S/N	Serial Number
SPST	Single Pole/Single Throw
S-T	Self-Tapping
Std	Standard
Str	Straight
Sw	Swivel
Tach	Tachometer
Temp	Temperature
Thd	Thread
Thk	Thick
Typ	Typical
UNC	Unified Coarse
UNF	Unified Fine
Univ	Universal
Var	Variable
V	Volt
VPM	Vibrations Per Minute
Wgt	Weight
w/	With
w/o	Without
Wp	Weatherproof

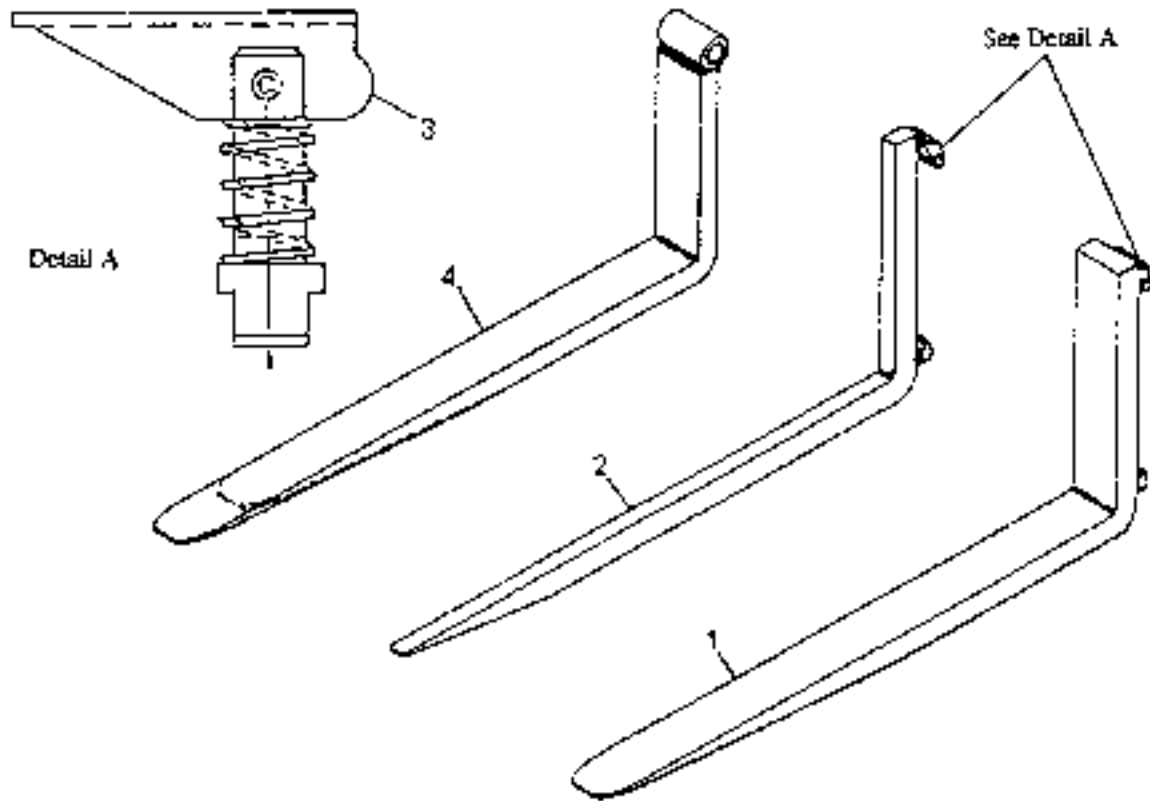
BLOCK FORKS 48" AND 60" CARRIAGES



BLOCK FORKS 48" AND 60" CARRIAGES

ITEM	COMMLNO.	DESCRIPTION	QTY	DIMENSIONS/NOTES
		<small>BOM 588465282309</small>		
**	58846528	Block Forks 60" Carriage	1	
1	59493304	- Hose	1	3.67 Ft
2	58882309	- Spacer	4	
4	59374298	- Block Fork	6	2 x 1.50 x 46
**	59209619	Block Forks 48" Carriages	1	
1	59493304	- Hose	1	2.67 Ft
2	58882309	- Spacer	4	
4	59374298	- Block Fork	6	2 x 1.50 x 46

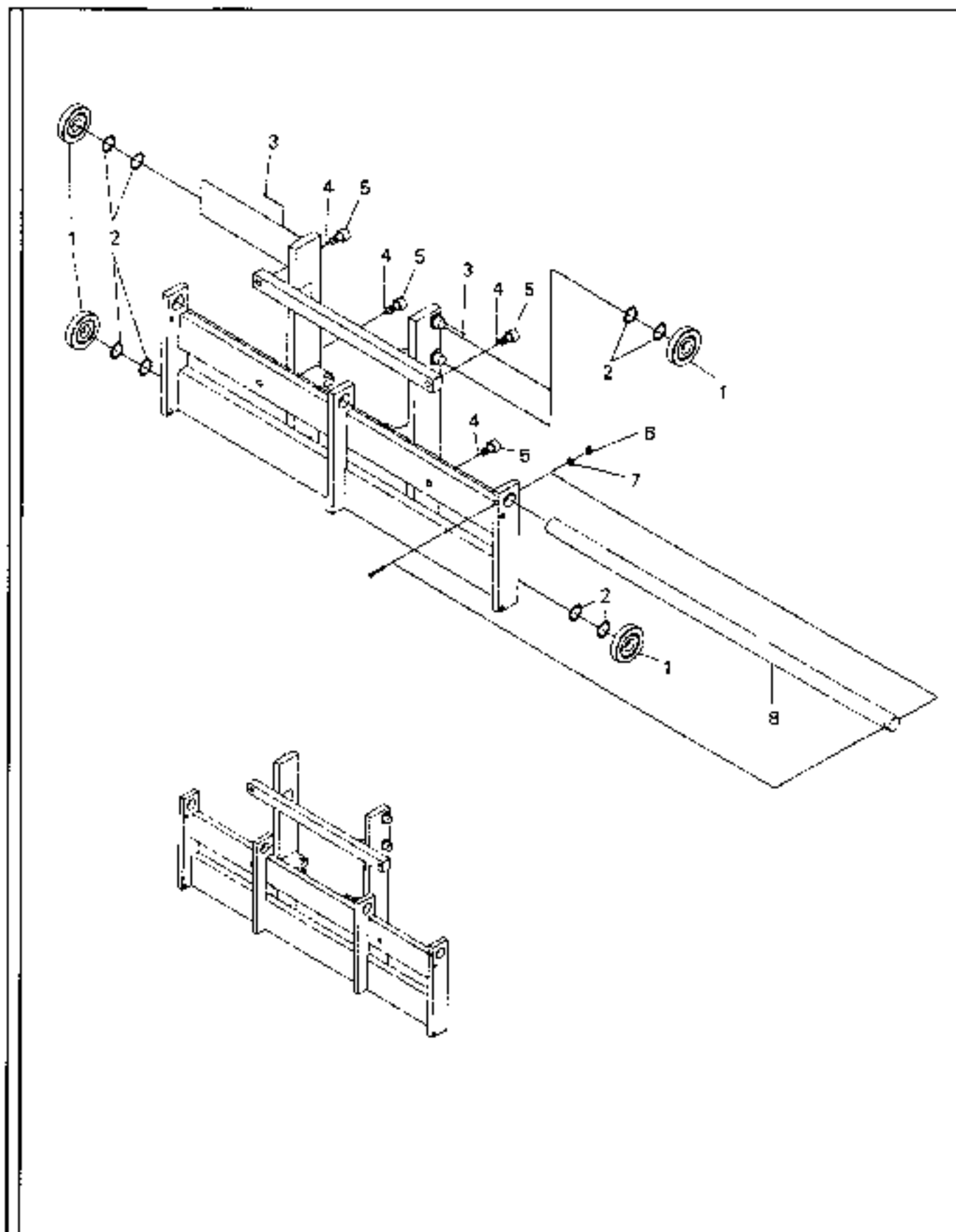
FORKS



FORKS

ITEM	COMPLNO.	DESCRIPTION	QTY	DIMENSIONS/NOTES
		<small>FORM 39374223</small>		
1	59374314	Hook Type Fork (5000 lb.)	2	48"
-	59374322	Hook Type Fork (6000 lb.)	2	48"
-	59374330	Hook Type Fork (8000 lb.)	2	48"
-	59485714	Hook Type Fork (6000 lb.)	2	60"
2	59374272	Block Hook Type Fork (5000 lb.)	2	46"
-	59374215	Block Hook Type Fork (6000 lb.)	2	46"
3	58802596	-Latch Assembly (Used on Items 1 and 2)	1	
4	59374280	Shaft Type Fork (5000 lb.)	2	46"
-	59371997	Shaft Type Fork (5000 lb.)	2	48"
-	59374207	Shaft Type Fork (6000 lb.)	2	48"
-	59374264	Shaft Type Fork (8000 lb.)	2	48"
-	59374298	Shaft Type Block Fork (6000 lb.)	2	46"
-	58900025	Shaft Type Fork (Bushing ID 1.88") (8000 lb.)	2	60"

SHAFT CARRIAGE ASSEMBLY

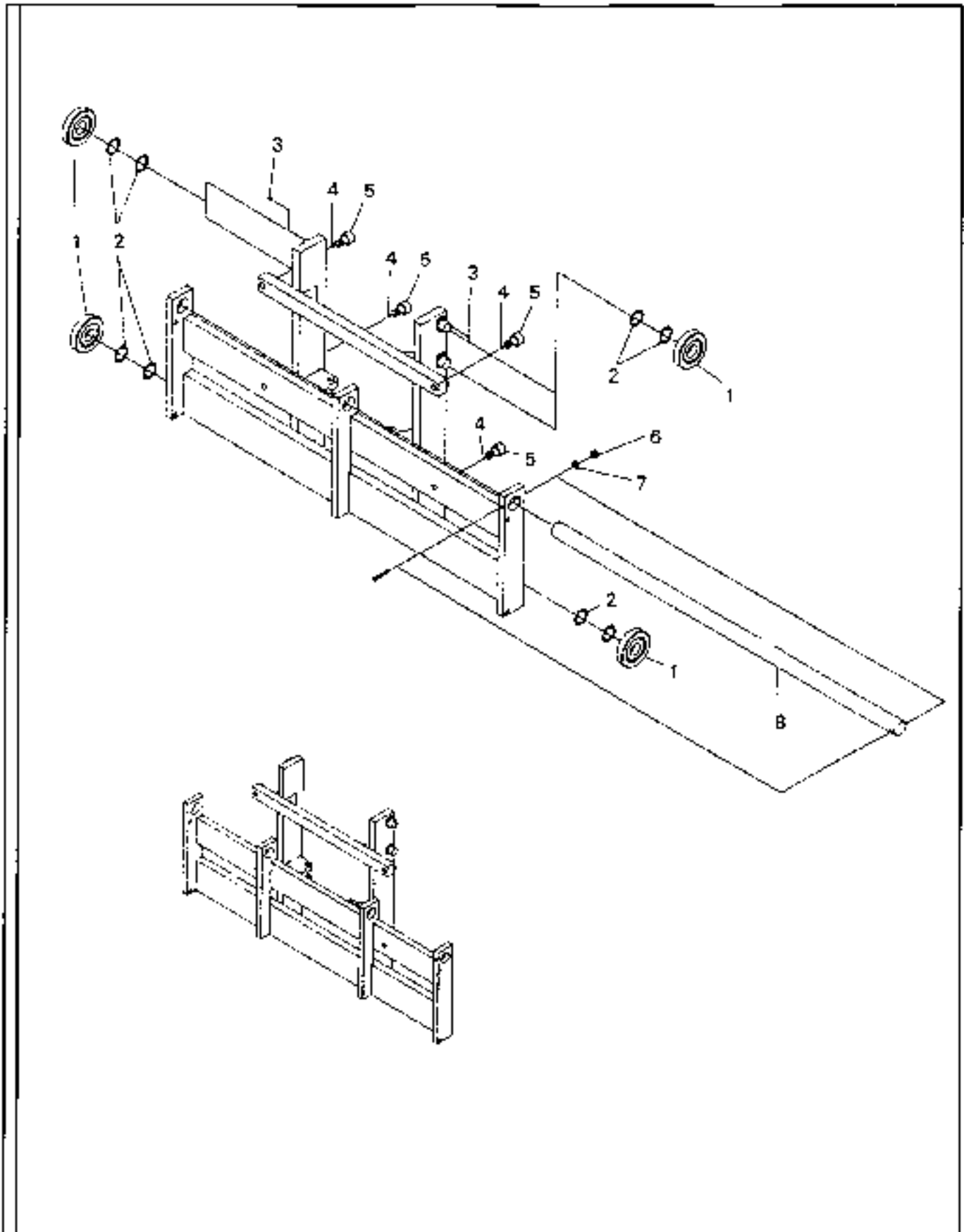


SHAFT CARRIAGE ASSEMBLY

ITEM	COMM. NO.	DESCRIPTION	QTY	DIMENSIONS/NOTES
A	58843095	Shaft Carriage, 48" (Used on 5000 lb., 14' Multiview Mast and Used on 5000 lb., 10' and 12' Multiview Masts)(Effective w/ S/N 6066)	1	
B	58843103	Shaft Carriage, 60" (Used on 5000 lb., 14' Multiview Mast and Used on 5000 lb., 10' and 12' Multiview Masts)(Effective w/ S/N 6066)	1	
C	58843137	Shaft Carriage, 48" (Used on 5000 lb., 14' Multiview Mast)	1	
D	58843145	Shaft Carriage, 60" (Used on 5000 lb., 14' Multiview Mast)	1	
E	58843160	Shaft Carriage, 48" (Used on 6000 lb., 14' Multiview Mast and Used on 6000 lb., 12' end 16' Multiview Masts)(Effective w/ S/N 6066)	1	
F	58843178	Shaft Carriage, 60" (Used on 6000 lb., 14' Multiview Masts and Used on 6000 lb., 12' end 16' Multiview Masts)(Effective w/ S/N 6066)	1	
G	58847716	Shaft Carriage, 72" (Used on 6000 lb., 14' Multiview Masts and Used on 6000 lb., 12' end 16' Multiview Masts)(Effective w/ S/N 6066)	1	
H	58900143	Shaft Carriage, 84" (Used on 12', 14', and 16' Multiview Masts)	1	
I	58843210	Shaft Carriage, 48" (Used on 6000 lb., 14' end 22' Ultraview Mast)	1	
J	58843228	Shaft Carriage, 60" (Used on 6000 lb., 14' and 22' Ultraview Mast)	1	
K	58843236	Shaft Carriage, 72" (Used on 6000 lb., 14' and 22' Ultraview Mast)	1	
L	59004937	Shaft Carriage, 72" (Used on 8000 lb., 15' Multiview Masts)	1	
M	59004945	Shaft Carriage, 84" (Used on 8000 lb., 15' Multiview Masts)	1	
N	59004929	Shaft Carriage, 60" (Used on 8000 lb., 15' Multiview Masts)	1	
O	59004986	Shaft Carriage, 60" (Used on 8000 lb., 16' Pick and Carry Ultraview and 22' Pick and Carry Multiview Masts)	1	
P	59004994	Shaft Carriage, 72" (Used on 8000 lb., 16' Pick and Carry Ultraview and 22' Pick and Carry Multiview Masts)	1	
Q	59005009	Shaft Carriage, 84" (Used on 8000 lb., 16' Pick and Carry Ultraview and 22' Pick and Carry Multiview Masts)	1	
1	58781287	-Load Roller (Used on Carriages A - J)	4	
-	58890484	-Load Roller(Used on Carriage K - P)	6	
2	58890492	-Shim	A/R	0.03"
3	58891060	-Screw (Used Carriages N, O and P Only)	2	1/4 - 20 x 0.38"

- Continued -

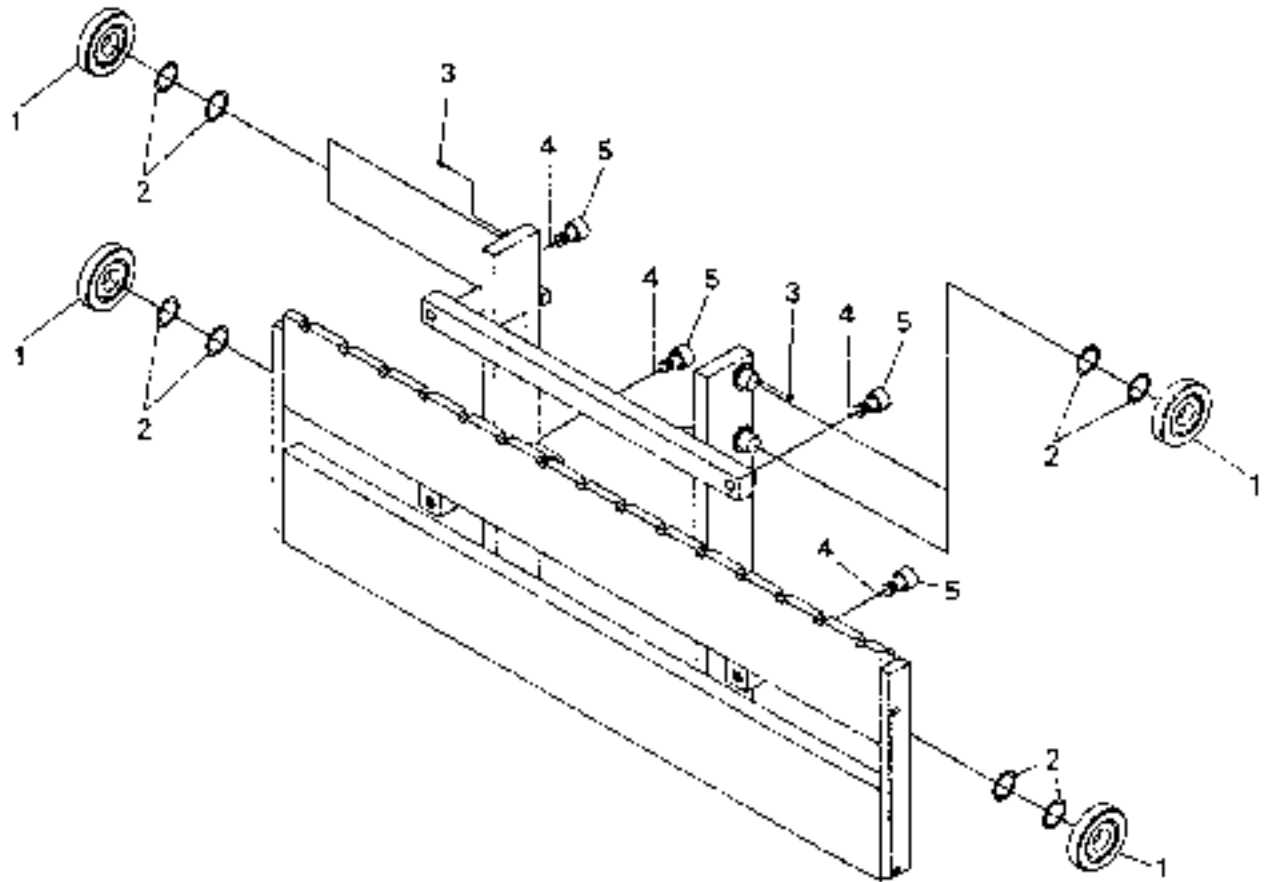
SHAFT CARRIAGE ASSEMBLY (Continued)



SHAFT CARRIAGE ASSEMBLY (Continued)

ITEM	COMMENT	DESCRIPTION	QTY	DIMENSIONS/NOTES
4	58890852	-Grease Fitting	4	
5	58781634	-Thrust Roller (Used On Carriage A - K and O - Q)	4	7/8" Thread, 11.2" OD
-	58927188	-Thrust Roller (Used On Carriage L, M and N)	-	1" Thread, 13.4" OD
6	95077764	-Nut	-	3/8-16
7	58989920	-Lockwasher	1	3/8
8	58890518	-Shaft (Used on Carriages A and C)	1	48"
-	58890526	-Shaft (Used on Carriages I and J)	1	48"
-	58890534	-Shaft (Used on Carriages B and D)	1	60"
-	58890542	-Shaft (Used on Carriages F, J, L and O)	1	60"
-	58890559	-Shaft (Used on Carriages G, K, M and P)	1	72"
-	58890567	-Shaft (Used on Carriages N and Q)	1	84"

HOOK CARRIAGE ASSEMBLY

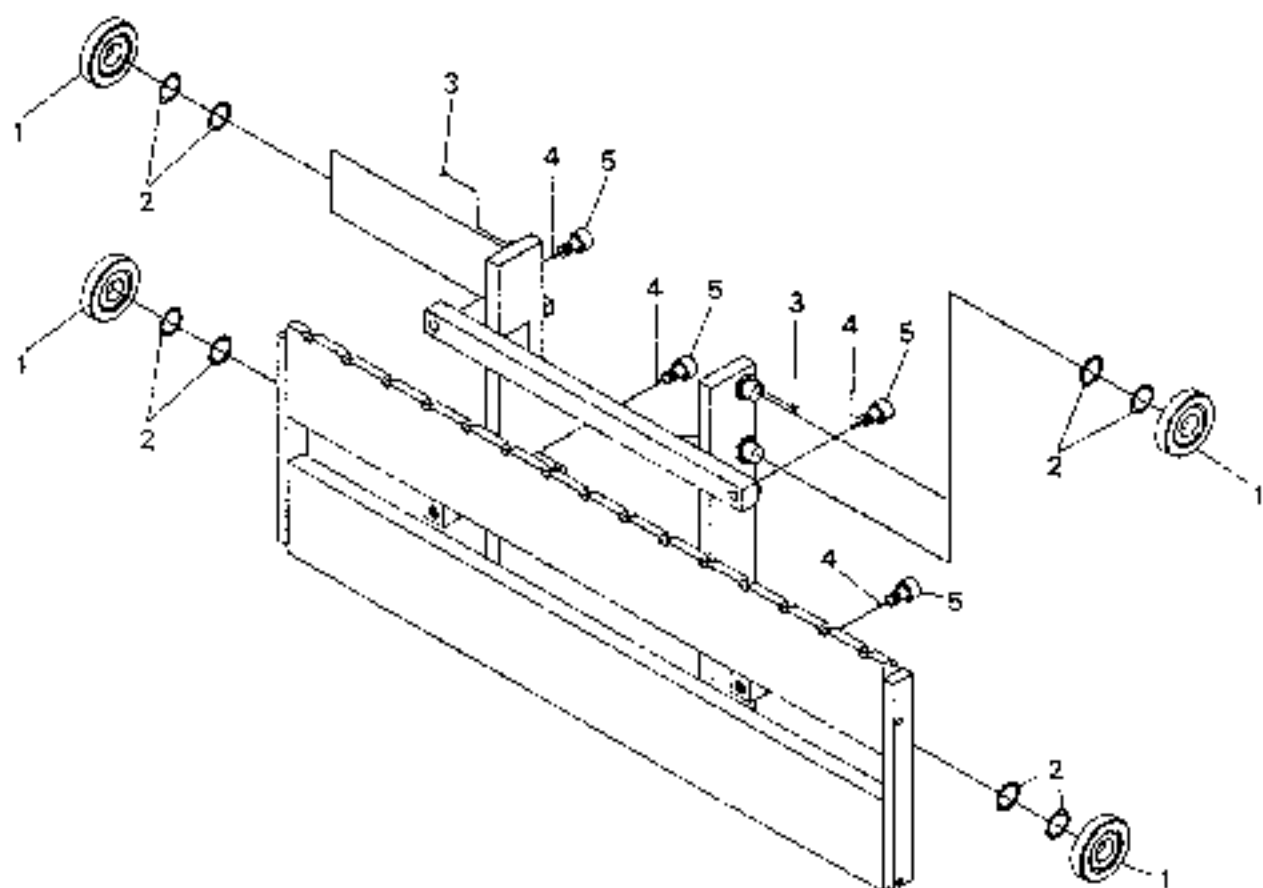


HOOK CARRIAGE ASSEMBLY

ITEM	COMM. NO.	DESCRIPTION	QTY	DIMENSIONS/NOTES
R	58899709	Hook Carriage, 48" (Used on 50001b., Multiview Masts) (Effective w/ S/N 5679) and (Used on 50001b., 10' & 12' Multiview Masts Effective w/ S/N 6066)	1	
S	59419895	Hook Carriage, 48" (Used on 50001b., 14' Multiview Masts) (Prior to S/N 5679)	1	
T	58899717	Hook Carriage, 60" (Used on 50001b., Multiview Masts) (Effective w/ S/N 5679) and (Used on 50001b., 10' & 12' Multiview Masts Effective w/ S/N 6066)	1	
U	59388512	Hook Carriage, 60" (Used on 50001b., 14' Multiview Masts) (Prior to S/N 5679)	1	
V	58843111	Hook Carriage, 48" (Used on 50001 b., 22' Multiview Masts)	1	
W	58843129	Hook Carriage, 60" (Used on 50001b., 22' Multiview Masts)	1	
X	58843152	Hook Carriage, 48" (Used on 60001b., 14' Multiview Masts) (Effective w/ 5679) and (Used on 60001b., 12' & 16' Multiview Masts Effective w/ S/N 6066)	1	
Y	58899725	Hook Carriage, 60" (Used on 60001b., Multiview Masts) (Effective w/ S/N 5679) and (Used on 60001b., 12' & 16' Multiview Mast Effective w/ S/N 6066)	1	
Z	59419853	Hook Carriage, 60" (Used on 60001b., 14' Multiview Masts) (Prior to S/N 5679)	1	
AA	58847724	Hook Carriage, 72" (Used on 60001b., 14' Multiview Masts) and (Used on 60001b., 12' & 16' Multiview Masts Effective w/ S/N 6066)	1	
BB	58843186	Hook Carriage, 48" (Used on 60001b., 16' Ultraview and 22' Multiview Masts)	1	
CC	58843194	Hook Carriage, 60" (Used on 60001 b., 16' Ultraview and 22' Multiview Masts)	1	
DD	58843202	Hook Carriage, 72" (Used on 60001b., 16' Ultraview and 22' Multiview Masts)	1	
EE	59004895	Hook Carriage, 60" (Used on 80001b., 15' Multiview Masts) (Effective w/ S/N 5679)	1	
FF	59004903	Hook Carriage, 72" (Used on 80001b., 15' Multiview Masts)	1	
GG	59004911	Hook Carriage, 84" (Used on 80001b., 15' Multiview Masts)	1	
HH	59004952	Hook Carriage, 60" (Used on 80001b., 16' Pick & Carry Ultraview & 22' Multiview Masts)	1	
II	58846098	Hook Carriage, 60" (Used on 80001b., 16' Pick & Carry Ultraview and 22' Pick & Carry Multiview Masts) (Prior to STN 5679)	1	

- Continued -

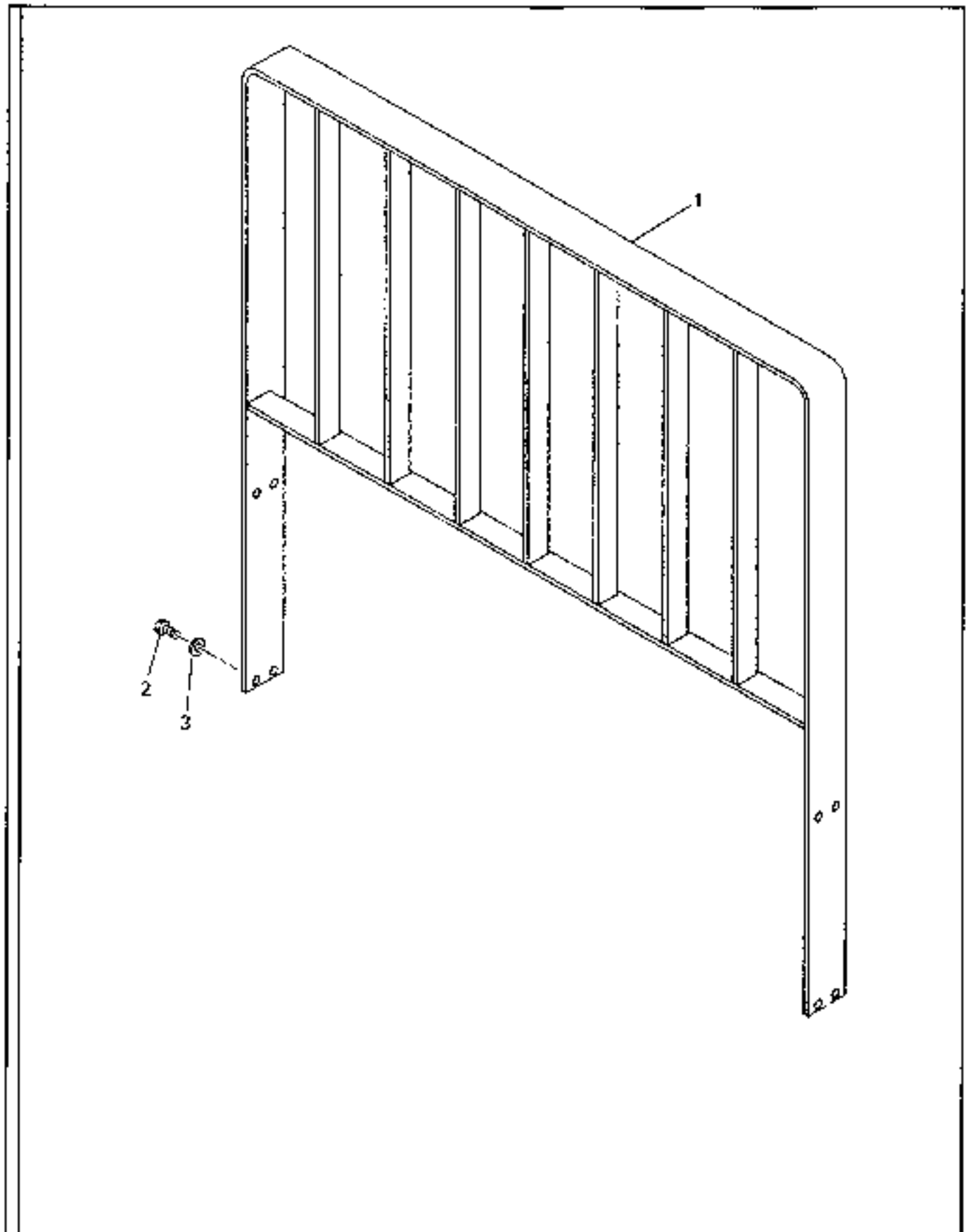
HOOK CARRIAGE ASSEMBLY (Continued)



HOOK CARRIAGE ASSEMBLY (Continued)

ITEM	COMM. NO.	DESCRIPTION	QTY	DIMENSIONS/NOTES
JJ	59004960	Hook Carriage, 72" (Used on 80001b., 16' Pick & Carry Ultraview and 22' Pick & Carry Multiview Masts)	1	
KK	59004978	Hook Carriage, 84" (Used on 80001b., 16' Pick & Carry Ultraview and 22' Pick & Carry Multiview Masts)	1	
1	58781287	-Load Roller (Used on 50001b. & 60001b. Carriages)	4	
.	58890484	-Load Roller (Used on 80001b. Carriages)	6	
2	58890492	-Shim	A/R	.03"
3	58891060	-Screw (Used on Carriage EE, FF, and GG Only)	2	1/4 - 20 x 0.38"
4	58891052	-Grease Fitting	4	
5	58781634	-Thrust Roller (Used on Carriage R - DD, GG, III, JJ and KK)	4	7/8" Thread, 1 1/2" OD
-	58922188	-Thrust Roller (Used on Carriage EE, FF, and II)	4	1" Thread, 1 3/4" OD

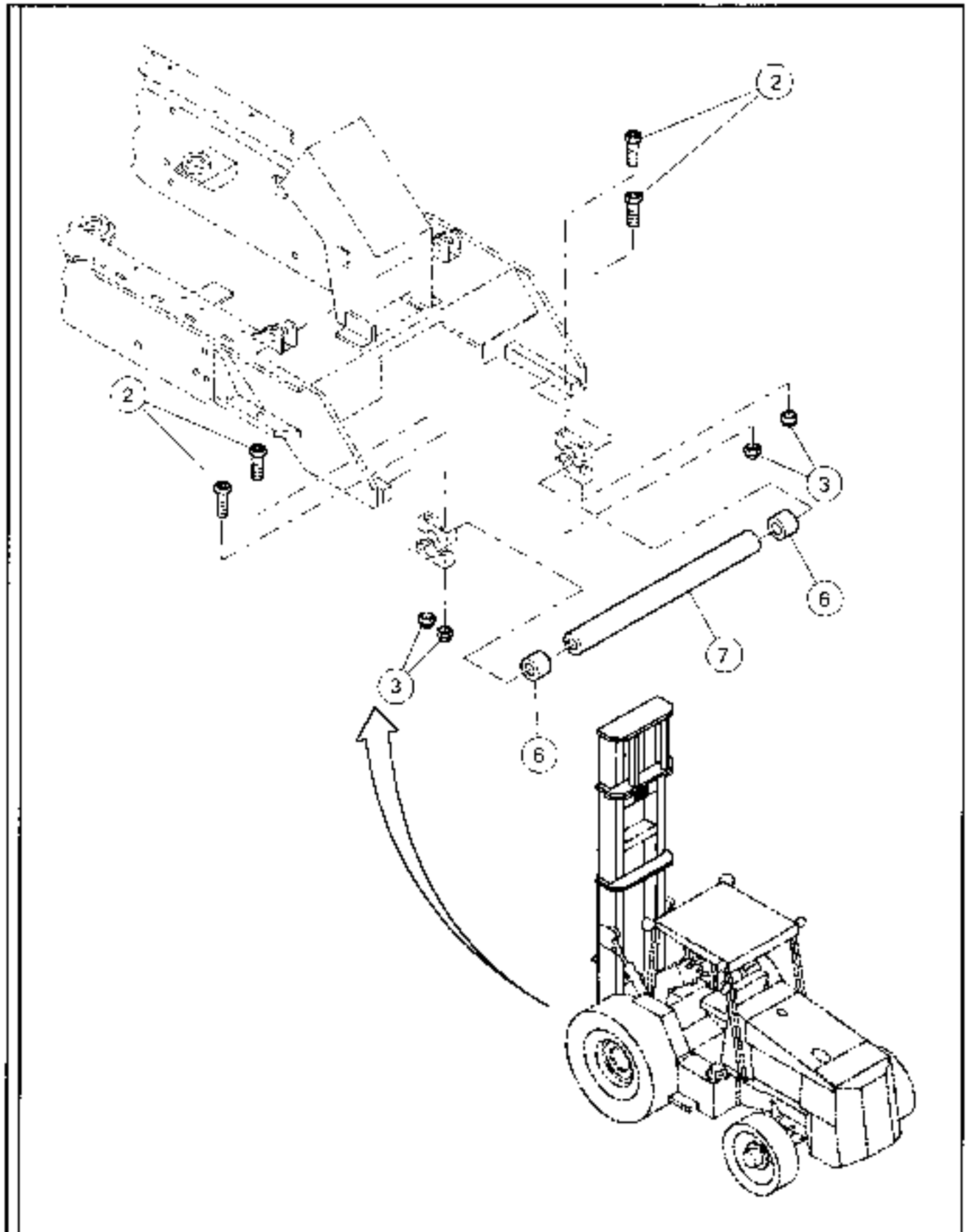
LOAD BRACKET ASSEMBLY



LOAD BRACKET ASSEMBLY

ITEM	COMM. NO.	DESCRIPTION	QTY	DIMENSIONS/NOTES
1	58847351	Load Backrest (48" Wide for 5000 lb. Carriage)	1	
-	58847369	Load Backrest (60" Wide for 5000 lb. Carriage)	1	
-	58847377	Load Backrest (72" Wide for 5000 lb. Carriage)	1	
-	58899741	Load Backrest (48" Wide for 6000 lb. and 8000 lb. Carriage) (Effective w/ S/N 5679)	1	
-	59485797	Load Backrest (48" Wide for 6000 lb. and 8000 lb. Carriage) (Prior to S/N 5679)	1	
-	58899758	Load Backrest (60" Wide for 6000 lb. and 8000 lb. Carriage) (Effective w/ S/N 5679)	1	
-	59419945	Load Backrest (60" Wide for 6000 lb. and 8000 lb. Carriage) (Prior to S/N 5679)	1	
-	58847419	Load Backrest (72" Wide for 6000 lb. and 8000 lb. Carriage)	1	
-	58847427	Load Backrest (84" Wide for 6000 lb. and 8000 lb. Carriage)	1	
-	58847385	Load Backrest (84" Wide for 4000 lb. and 5000 lb. Carriage)	1	
2	95919809	H.H.C.S.	4	5/8-11 x 1.75
3	95931242	Lock Washer	4	5/8

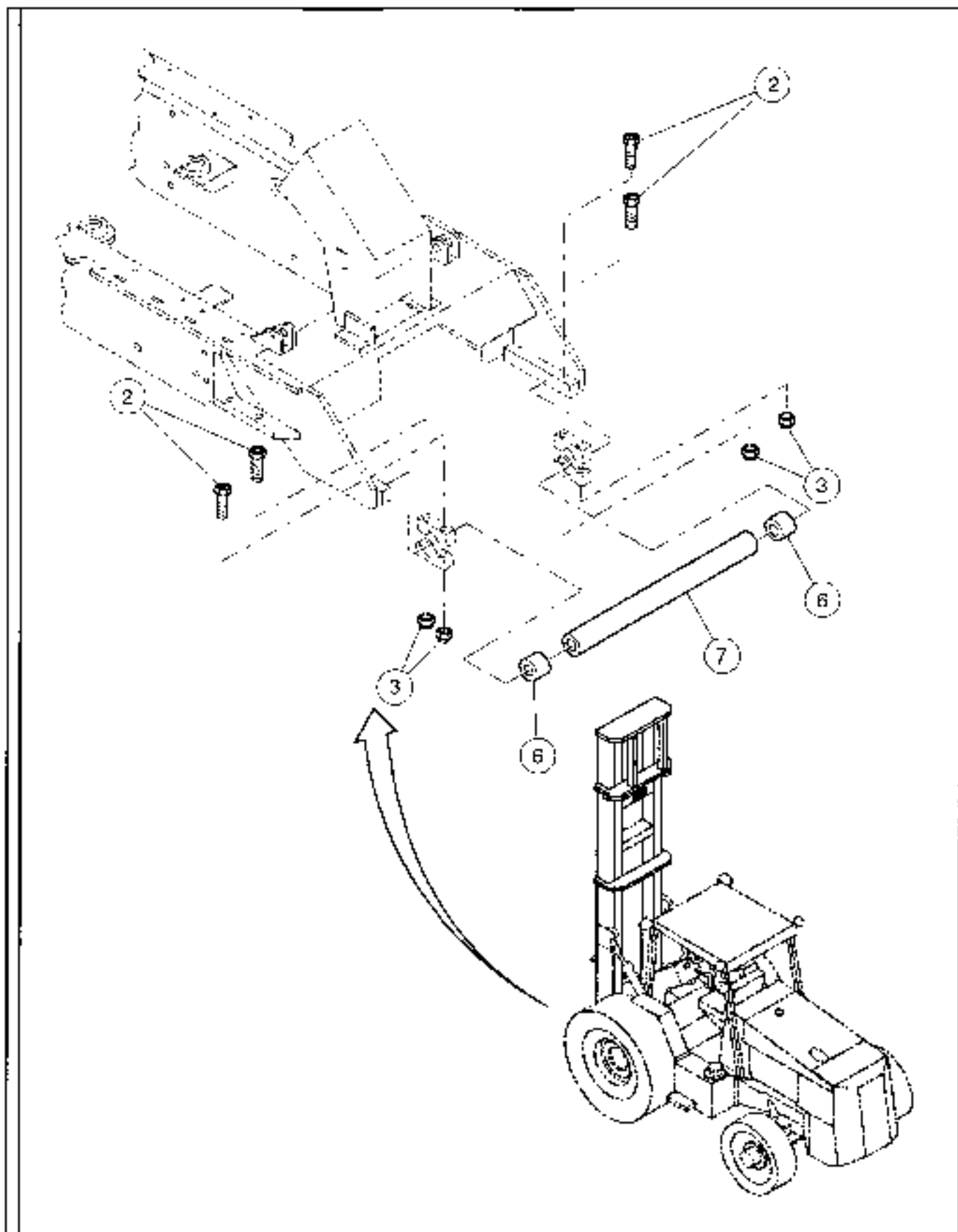
MAST PIVOT INSTALLATION



MAST PIVOT INSTALLATION

ITEM	COMM. NO.	DESCRIPTION	QTY	DIMENSIONS/NOTES
2	95919932	H.H.C.S.	4	5/8-11 x 5"
3	95923355	Lock Nut	4	5/8-11
6	59371583	Bushing	2	
7	59325548	Shaft Pivot	1	Model 705
-	59325530	Shaft Pivot	1	Model 706

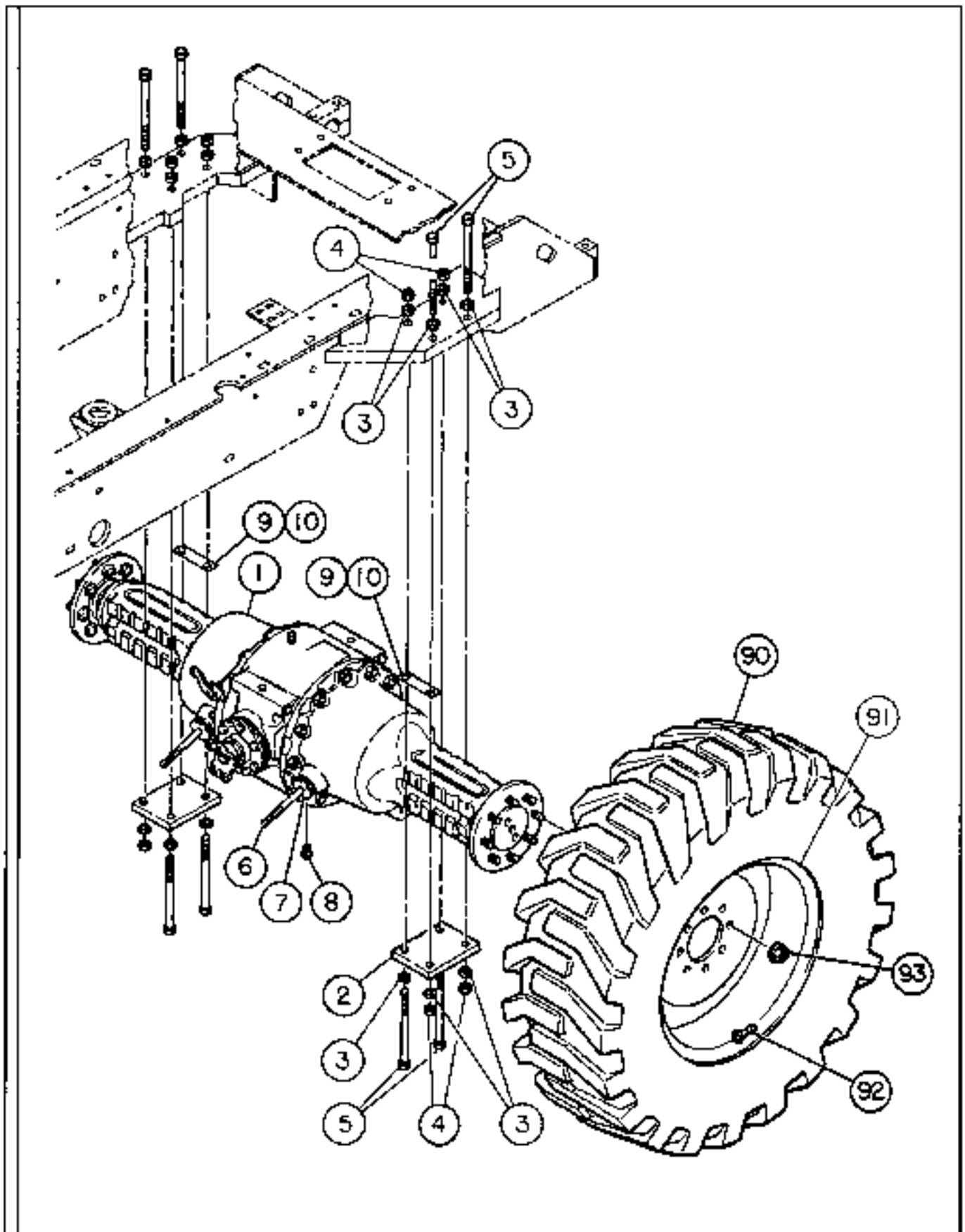
MASI PIVOT INSTALLATION



MAST PIVOT INSTALLATION

ITEM	COMPLNO.	DESCRIPTION	QTY	DIMENSIONS/NOTES
		<small>BUY 7482332</small>		
2	95919932	H.H.C.S.	4	5/8-11 x 5"
3	95923355	Lock Nut	4	5/8-11
6	59371583	Bushing	2	
7	59325548	Shaft Pivot	1	Model 705
-	59325530	Shaft Pivot	1	Model 706

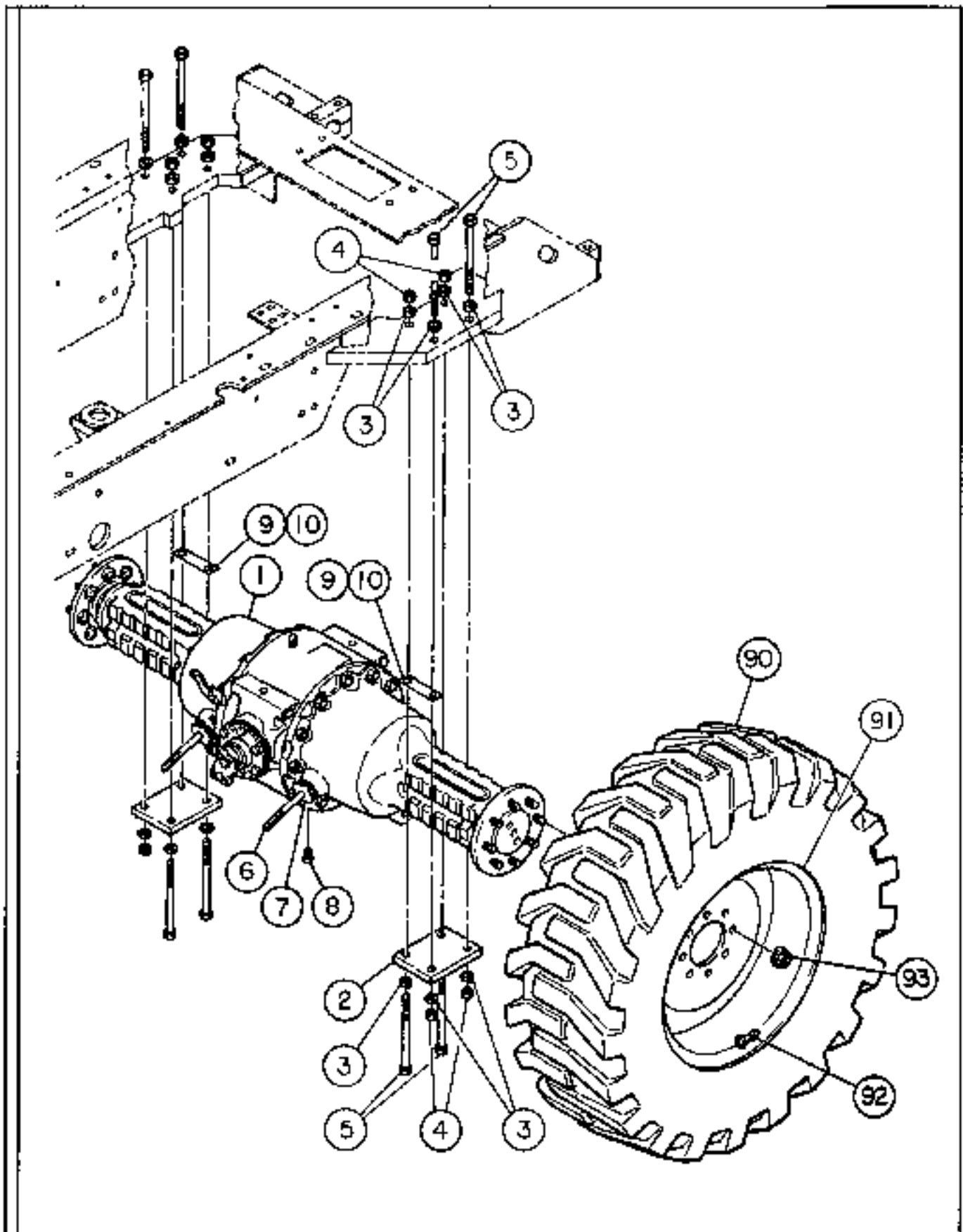
AXLE AND TIRE - SHEET 1 OF 6



AXLE AND TIRE - SHEET 1 OF 6

ITEM	COMM.NO.	DESCRIPTION	QTY	DIMENSIONS/NOTES
1	59005603	Drive Axle	1	See Section L1
2	59311779	Lower Axle Pad	2	
3	59655044	Washer	16	5/8
4	59329672	Nut	8	5/8-18
5	59311761	H.H.C.S.	8	5/8-18 x 9"
6	59988576	Brake Rod Fastener	2	
7	59988782	Brake Rod Washer	2	
8	59588392	Pipe Plug	1	
9	58827437	Shim	2	0.0299
10	58827445	Shim	2	0.0598
**	58841255	Drive Tire Installation (705 Std)	1	
90	59988089	-Drive Tire	2	16.9 x 24 - 8 - R4
91	59988691	-Wheel	2	
92	59524447	-Valve, Tire	2	
93	59329920	-Wheel Nut	16	3/4-16
**	58841289	Drive Tire Installation (705 Terra)	1	
90	59392738	-Drive Tire	2	54 x 31 - 26 NHS 6
91	59392779	-Wheel	2	
92	59524447	-Valve, Tire	2	
93	59329920	-Wheel Nut	16	3/4-16
**	58841263	Drive Tire Installation (705 Std)	1	
90	59988725	-Drive Tire	2	16.9 x 24 - 10 - R4
91	59988691	-Wheel	2	
92	59524447	-Valve, Tire	2	
93	59329920	-Wheel Nut	16	3/4-16
**	58841297	Drive Tire Installation (705/706 Diamond)	1	
90	59969048	-Drive Tire	2	16.9 x 24 - 6 - R4
91	59988691	-Wheel	2	
92	59524447	-Valve, Tire	2	
93	59329920	-Wheel Nut	16	3/4-16
**	58841305	Drive Tire Installation (706 Std)	1	
90	59340497	-Drive Tire	2	16.9 x 24 - 10 - R4
91	59988691	-Wheel	2	
92	59524447	-Valve, Tire	2	
93	59329920	-Wheel Nut	16	3/4-16
**	58841313	Drive Tire Installation (706/708)	1	
90	58827627	-Drive Tire	2	18.4 x 24 - 10 - R4
91	59988691	-Wheel	2	
92	59524447	-Valve, Tire	2	
93	59329920	-Wheel Nut	16	3/4-16
**	58841321	Drive Tire Installation (708 Std)	1	
90	59117259	-Drive Tire (Effective with S/N 150454 except S/N 150821 and 150822)	2	
-	59090217	-Drive Tire (Prior to S/N 150454 and S/N 150821 and 150822)	2	18.4 x 24 - 10 - R4
91	59988691	-Wheel	2	
92	59524447	-Valve, Tire	2	
93	59329920	-Wheel Nut	16	3/4-16

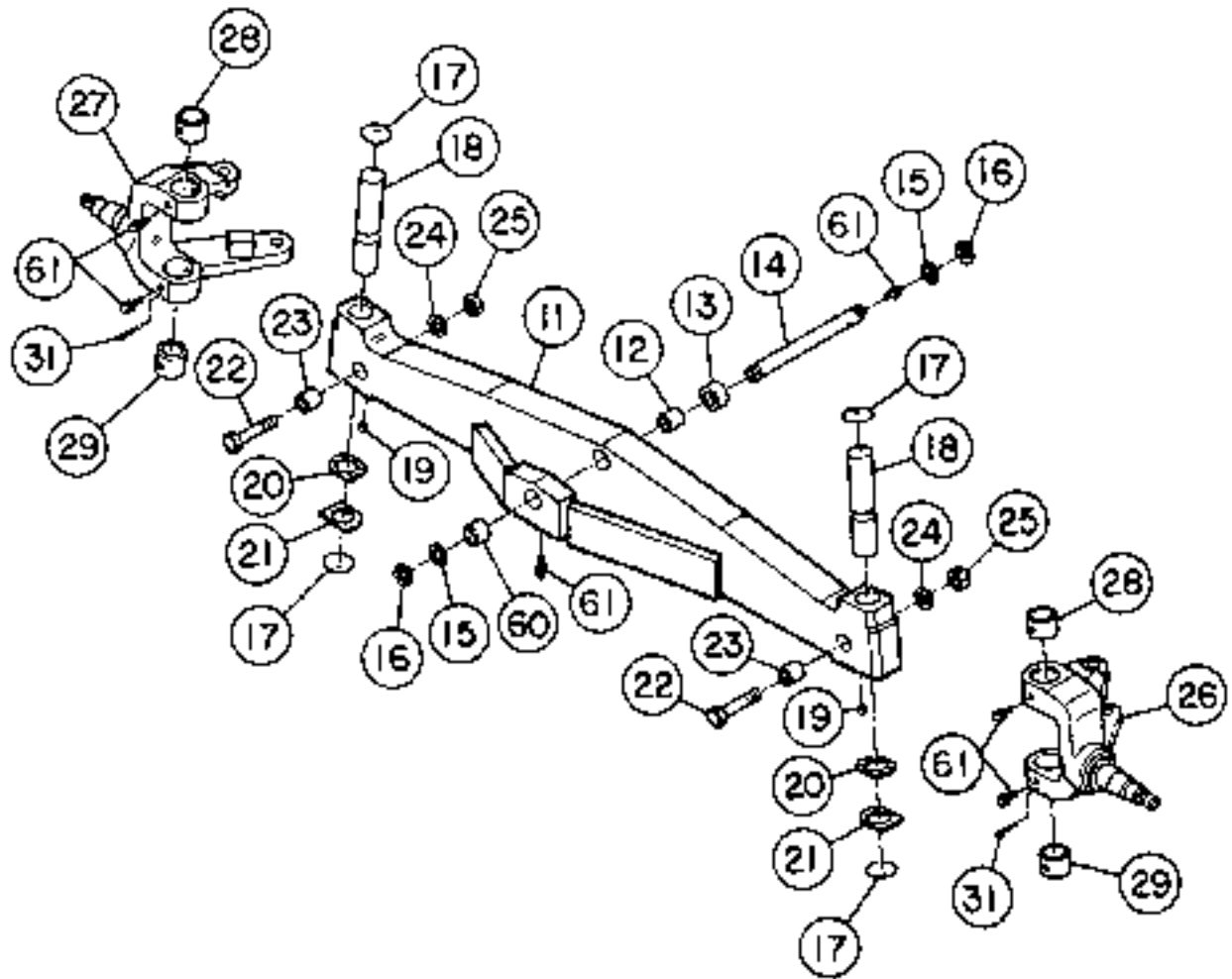
Continued next page



AXLE AND TIRE - SHEET 1 OF 6 (Continued)

ITEM	COMM. NO.	DESCRIPTION	QTY	DIMENSIONS/NOTES
**	58841339	Drive Tire Installation (708)	1	
90		-Drive Tire Effective with S/N 150454	2	
-	59312914	-Drive Tire Prior to S/N 150454	2	21L x 24 - 10 - R4
91	59988691	-Wheel	2	
92	59524447	-Valve, Tire	2	
93	59329920	-Wheel Nut	16	0.75 - 16
**	58841271	Drive Tire Installation (705)	1	Dual Drive Tires
90	59988717	-Drive Tire	4	16.9 x 24 - 6 - R4
92	59524447	-Valve, Tire	4	
93	59329920	-Wheel Nut	16	3/4-16
111	59312892	-Wheel Mod	2	
112	58940131	-Dual Wheel Kit	1	
	59311894	-Clamp	6	
	59311910	-Hook	6	
	59311902	-Eye	6	
	59313015	-Rim Modification	2	
	59312884	-Washer	6	
	59327890	-Nut	6	3/4-10
113	95922423	-Flat Washer	12	0.75
114	95919999	-H.H.C.S.	12	3/4-10 x 1.25"

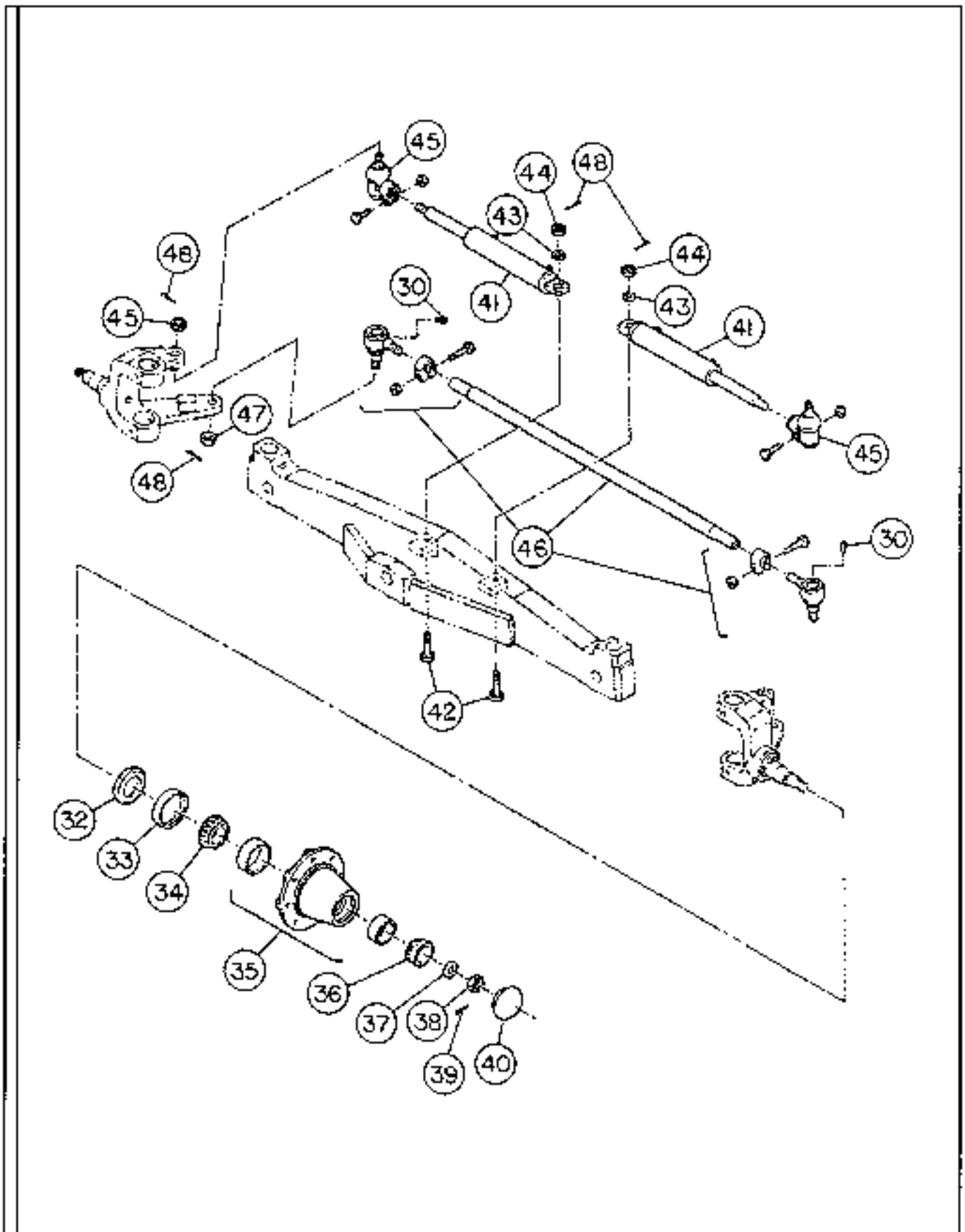
AXLE AND TIRE - SHEET 2 OF 6



AXLE AND TIRE - SHEET 2 OF 6

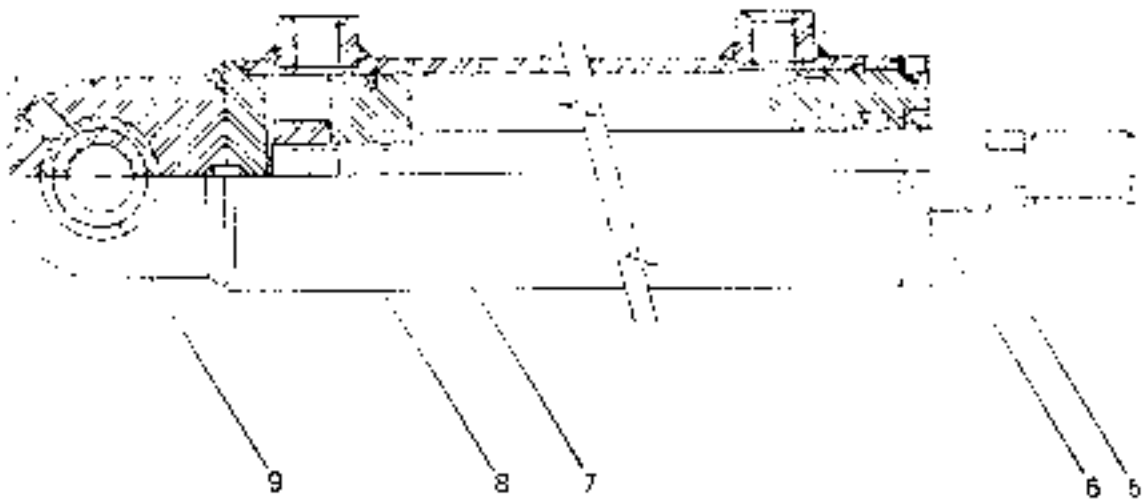
ITEM	COMM. NO.	DESCRIPTION	QTY	DIMENSIONS/NOTES
**	58827106	2 WD Steering Axle Installation	1	
11	58841842	-2 WD Steering Axle	1	
12	58847906	-Bushing	2	
13	58856691	-Spacer	1	
14	58841891	-Axle Pivot Bearing	1	
15	58856683	-Washer	2	
16	95223426	-Retaining Ring	2	
17	59309922	-Expansion Plug	2	
18	59306274	-King Pin		
19	95209490	-Dowel Pin	2	
20	59309989	-Washer	2	
21	59309997	-Thrust Washer	2	
22	95920112	-Capscrew	2	
23	59309880	-Retainer	2	
24	95931275	-Lock Washer	2	
25	59327890	-Nut	2	
26	59989426	-Steer Knuckle (RH)		
27	59989467	-Steer Knuckle (LH)		
28	59989855	-Split Bushing	2	1.73"
29	59989848	-Split Bushing	2	1.48"
30	59165498	-Grease Fitting	8	45°
31	59309484	-Cotter Pin	2	
60	58847898	-Bushing	1	
61	95201547	-Grease Fitting	6	

AXLE AND TIRE - SHEET 3 OF 6



AXLE AND TIRE - SHEET 3 OF 6

ITEM	COMM.NO.	DESCRIPTION	QTY	DIMENSIONS/NOTES
30	59165498	Grease Fitting	8	45°
32	59306241	Oil Seal	2	
33	59306258	Wear Sleeve	2	
34	59988808	Bearing Cone	2	
35	59988527	Hub Assembly	2	
-	58845728	-Bearing Cup	2	3.00" O.D.
-	58845736	-Bearing Cup	2	3.67" O.D.
36	59988816	Bearing Cone	2	
37	59309955	Washer	2	
38	59179242	Slotted Nut	2	1.12 - 12
39	95923967	Cotter Pin	2	
40	59988568	Cap	2	
41	59332486	Steering Cylinder	1	708 Only Uses Qty of 2
-	59444802	- Seal Kit	1	
		<i>NOTE: Steering Cylinder does not include Cylinder End - See Item 45</i>		
42	59309898	Cap Screw	1	708 Only Uses Qty of 2
43	59309948	Washer	1	708 Only Uses Qty of 2
44	95923173	Slotted Nut	1	708 Only Uses Qty of 2
45	59971267	Cylinder End	1	708 Only Uses Qty of 2
-	58874629	-Clamp Assembly	1	
-	58874603	-Dust Cover	1	
-	58874595	-Nut	1	
-	58874611	Grease Fitting		
46	59988519	Tie Rod Assembly	1	
-	59380170	-Rod	1	
-	59383307	-Clamp Assembly	2	Includes hardware
-	59394536	-Tie Rod End (Left Hand Thread)	1	
-	59394544	-Tie Rod End (Right Hand Thread)	1	
-	59971184	-Dust Seal	1	
47	95923181	Nut	2	7/8-14
48	95923991	Cotter Pin	4	
49	58841883	2WD Steer Axle Support	1	
-	58841875	-Axle Cap	2	
-	59565044	-Hardened Flat Washer	4	5/8
-	95919866	FLH.C.S.	4	5/8-11 x 3.00"

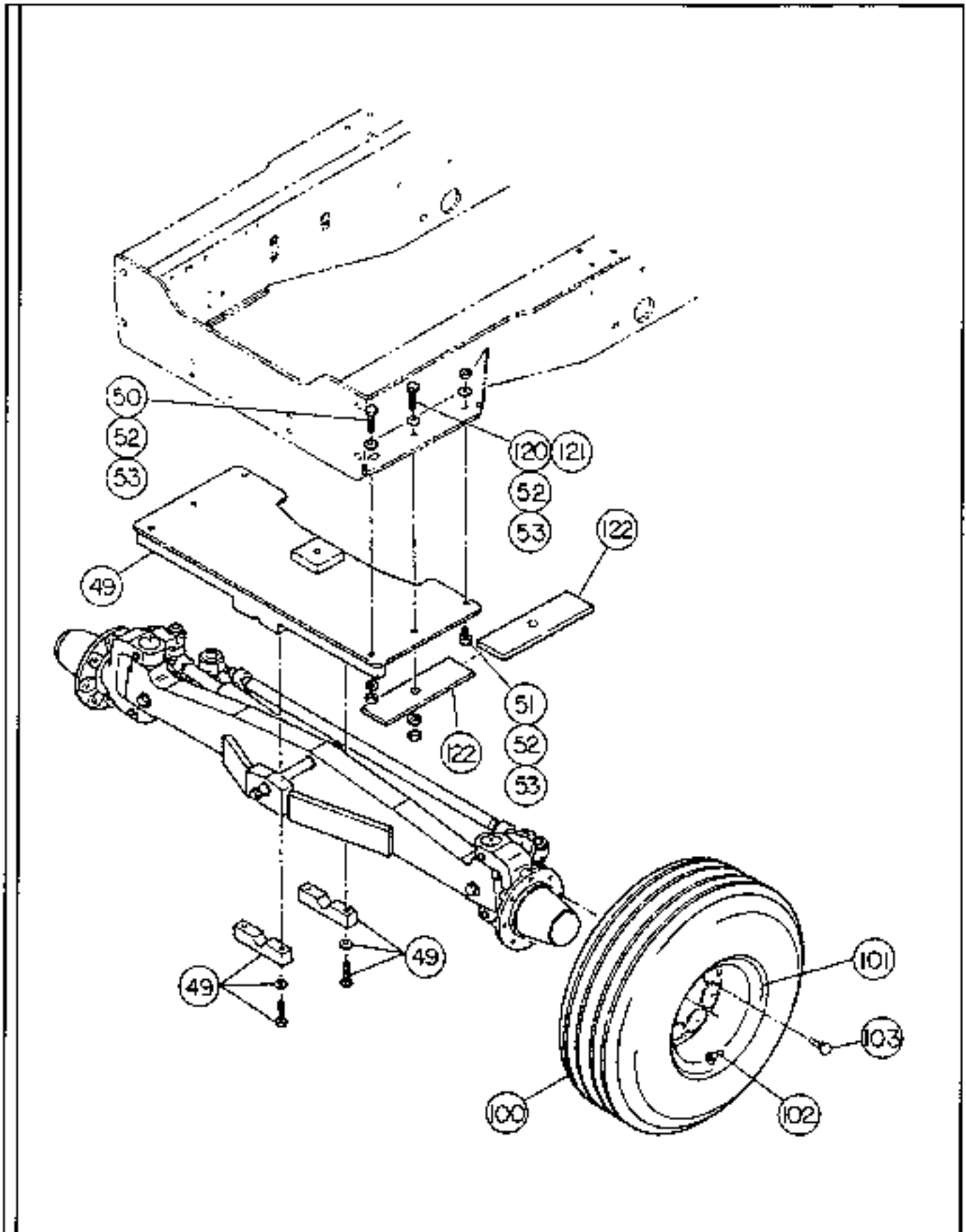


STEERING CYLINDER (59332486) - INTERNAL BREAKDOWN

STEERING CYLINDER MACHINERY - INTERNAL BREAKDOWN

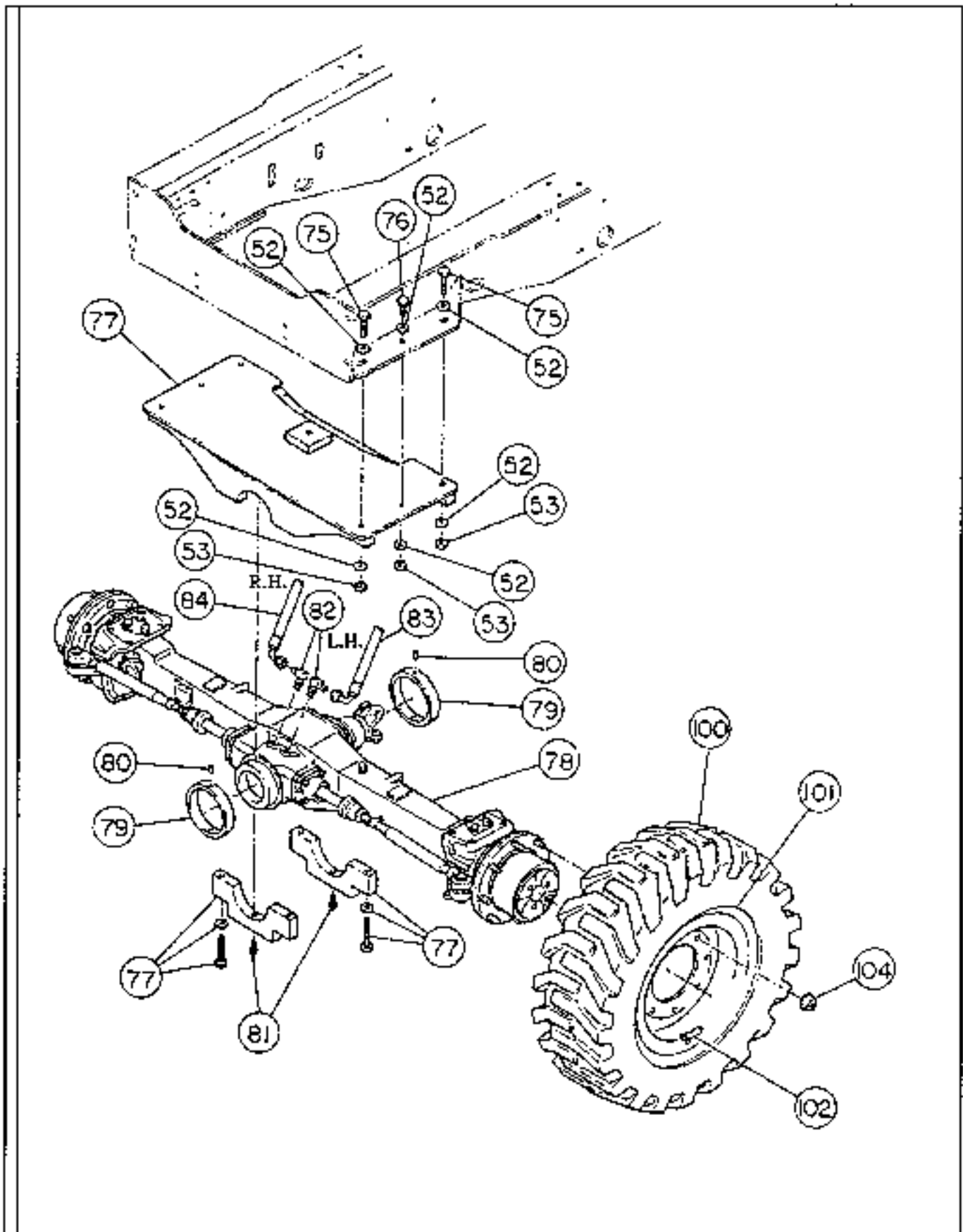
ITEM	COMM. NO	DESCRIPTION	QTY
		Ref 99124601	
1	58845645	Cap, Seal	
1	58845629	O-Ring	
1	57220345	O-Ring	
1	57200330	Ring, Balance	
1	58845651	Wiper, Seal	
1	58326769	U-Cup	
1	58500278	O-Ring	
1	58845647	Seal, O-Ring	
1	58845650	Pushing, Spacers	
1	57010713	Pinion, Output	
1	58845652	Pinion	
1	58120711	Key	
1	58845649	Tube, Assembly	
1	57010711	Ring, Output	
1	58120711	Head	
1	58441811	Seal, Key	

AXLE AND TIRE - SHEET 4 OF 6



AXLE AND TIRE - SHEET 4 OF 6

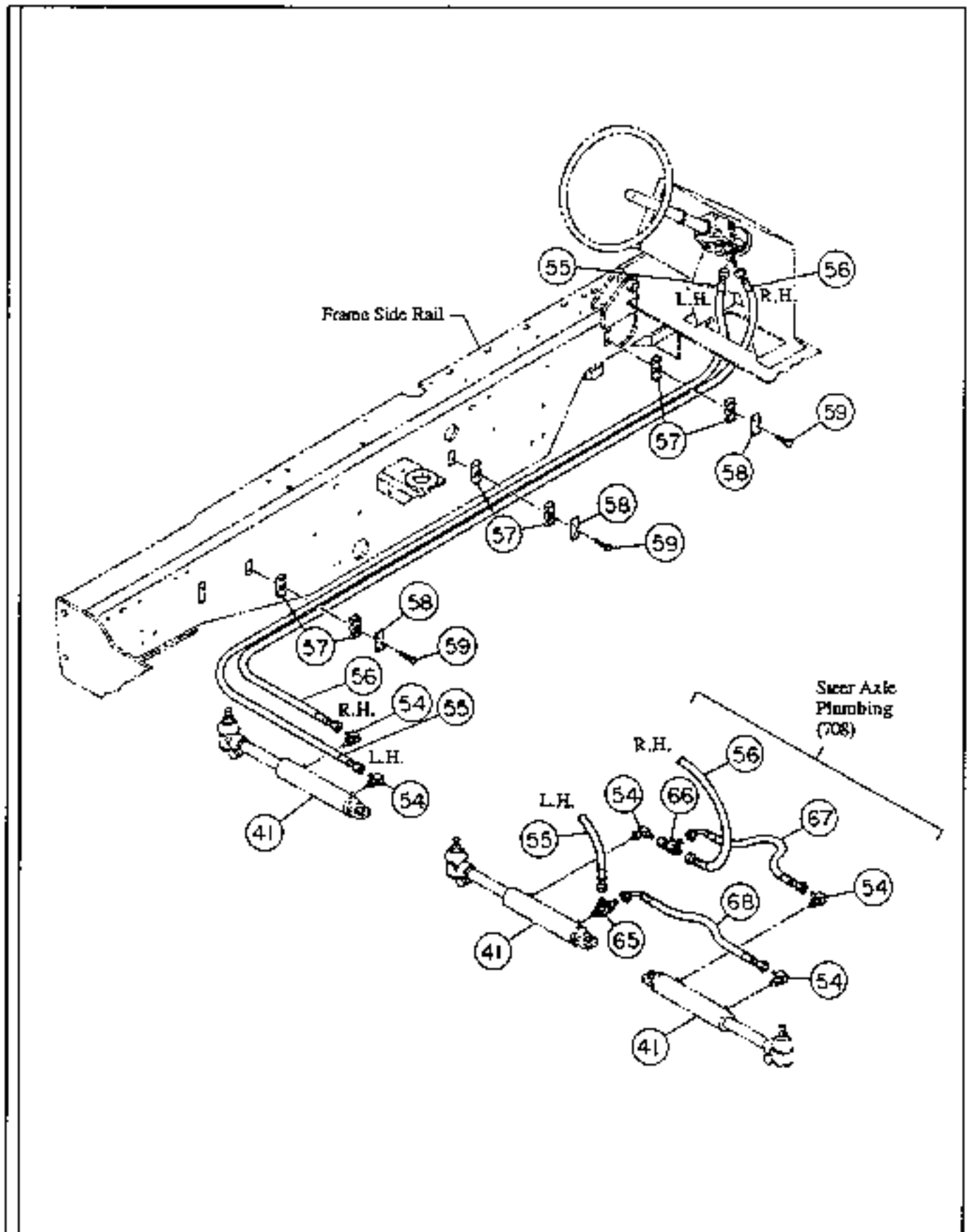
ITEM	COMM.NO.	DESCRIPTION	QTY	DIMENSIONS/NOTES
50	95919916	H.H.C.S.	2	5/8-11 x 4.00"
52	59565044	Hardened Flat Washer	12	5/8
53	59327882	Nut	6	5/8-11
**	58846767	Steer Tire Installation (705 Std 2WD)	1	
51	95919817	-H.H.C.S.	4	5/8-11 x 1.75"
100	58846759	-Steer Tire	2	11L x 16 - 10 - H
101	59988592	-Wheel	2	
102	59524447	-Valve, Tire	2	
103	59999862	-Wheel Bolt	1	5/8-18 x 1.44"
**	58940081	Steer Tire Installation (705/706 2WD)	1	
100	59988741	-Steer Tire	2	11.00 x 16 - 12 - F3
101	59988592	-Wheel	2	
102	59524447	-Valve, Tire	2	
103	59999862	-Wheel Bolt	16	5/8-18 x 1.44"
120	95919866	-H.H.C.S.	2	5/8-11 x 3.00
122	58841610	-Spacer	2	1.00"
123	58884008	-Stop Block	2	
**	58841362	Steer Tire Installation (705/706 Std 2WD)	1	
51	95919825	-H.H.C.S.	4	5/8-11 x 1.75"
100	59988766	-Steer Tire	2	11L x 16 - 10 - 11
101	59988592	-Wheel	2	
102	59524447	-Valve, Tire	2	
103	59999862	-Wheel Bolt	16	0.625-18 x 1.44"
**	58826652	Steer Tire Installation (708 Std 2WD)	1	
51	95919825	-H.H.C.S.	4	5/8-11 x 1.75"
100	58825845	-Steer Tire	2	11L x 16 - 12 - F3
101	59988592	-Wheel	2	
102	59524447	-Valve	2	
103	59999862	-Wheel Bolt	16	5/8-18 x 1.44"
**	58841388	Steer Tire Installation (708 2WD)	1	
51	95919825	-H.H.C.S.	4	5/8-11 x 1.75"
100	59311969	-Steer Tire	2	16.5L x 16J -8- 11
101	59311977	-Wheel	2	
102	59524447	-Valve	2	
103	59999862	-Wheel Bolt	16	5/8-18 x 1.44"
121	95919882	-H.H.C.S.	2	5/8-11 x 3.50"
122	58841628	-Spacer	2	1.50"
123	58884008	-Stop Block	2	



AXLE AND TIRE - SHEET 5 OF 6

ITEM	COMM.NO.	DESCRIPTION	QTY	DIMENSIONS/NOTES
52	59565044	Hardened Flat Washer	12	5/8
53	59327882	Nut	6	5/8-11
75	95919908	H.H.C.S.	4	5/8-11 x 4.0"
76	95919825	H.H.C.S.	2	5/8-11 x 2.0"
77	59413336	4WD Steering Axle Support	1	
-	59339879	-Axle Cap	2	
-	95919916	-H.H.C.S.	4	5/8-11 x 4.25"
-	59565044	-Hardened Flat Washer	4	5/8
78	59416669	4WD Steering Axle	1	See Section 1.7
79	59356832	Bearing Sleeve	2	
80	95209474	Dowel	2	3/8 x 0.875"
81	95201547	Grease Fitting	2	
82	59922864	Adapter (90° ORB/ORS)	2	
83	58899873	Hose (ORB 'L')	1	
84	58899881	Hose (ORB 'W')	1	
**	58841396	Steer Tire Installation (700G 4WD)	1	
100	59347583	-Steer Tire	2	10.5R - 20
101	59347575	-Wheel	2	
102	59524447	-Valve Tire	2	
104	59329920	Wheel Nut	16	3/4-16

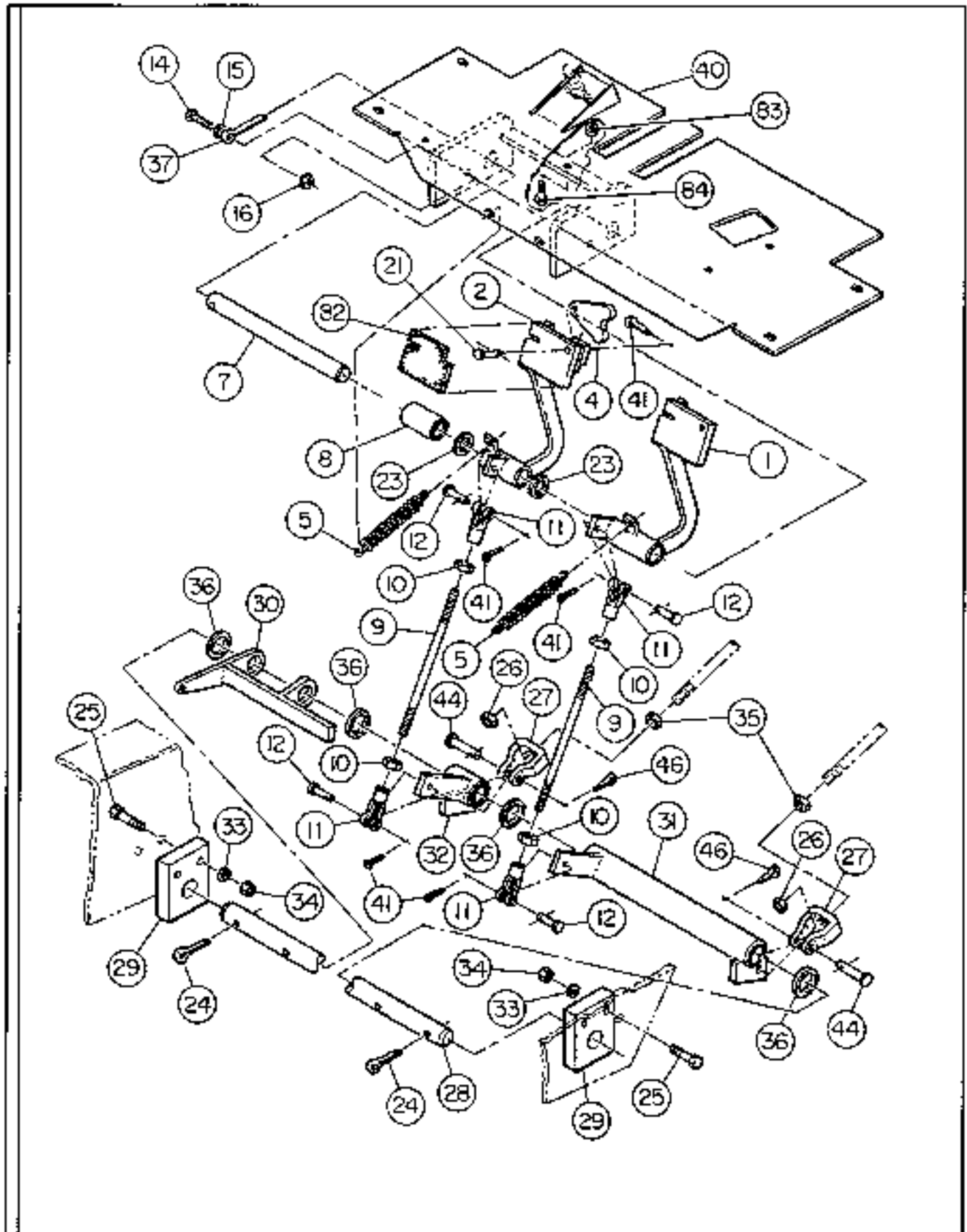
AXLE AND TIRE - SHEET 6 OF 6



AXLE AND TIRE - SHEET 6 OF 6

ITEM	COMM.NO.	DESCRIPTION	QTY	DIMENSIONS/NOTES
41	59332486	Steering Cylinder	1	
-	59444802	-Seal Kit	1	
54	59922864	Adapter	2	90°
55	58811704	Hose (ORB 'R')	1	Rod End Cylinder
56	59246769	Hose (ORB 'L')	1	Cap End Cylinder
57	59929026	Insert Clamp	6	0.675
58	59583450	Cover Plate	3	
59	95420492	H.H.C.S.	3	5/16-18 x 1.38"
65	59918532	Adapter (ORB Tee)(708 Only)	1	
66	59918540	Adapter (ORB Swivel Tee)(708 Only)	1	
67	58811712	Hose ('L' Rod - 'R' Cap)(708 Only)	1	
68	58811720	Hose ('R' Rod - 'L' Cap)(708 Only)	1	

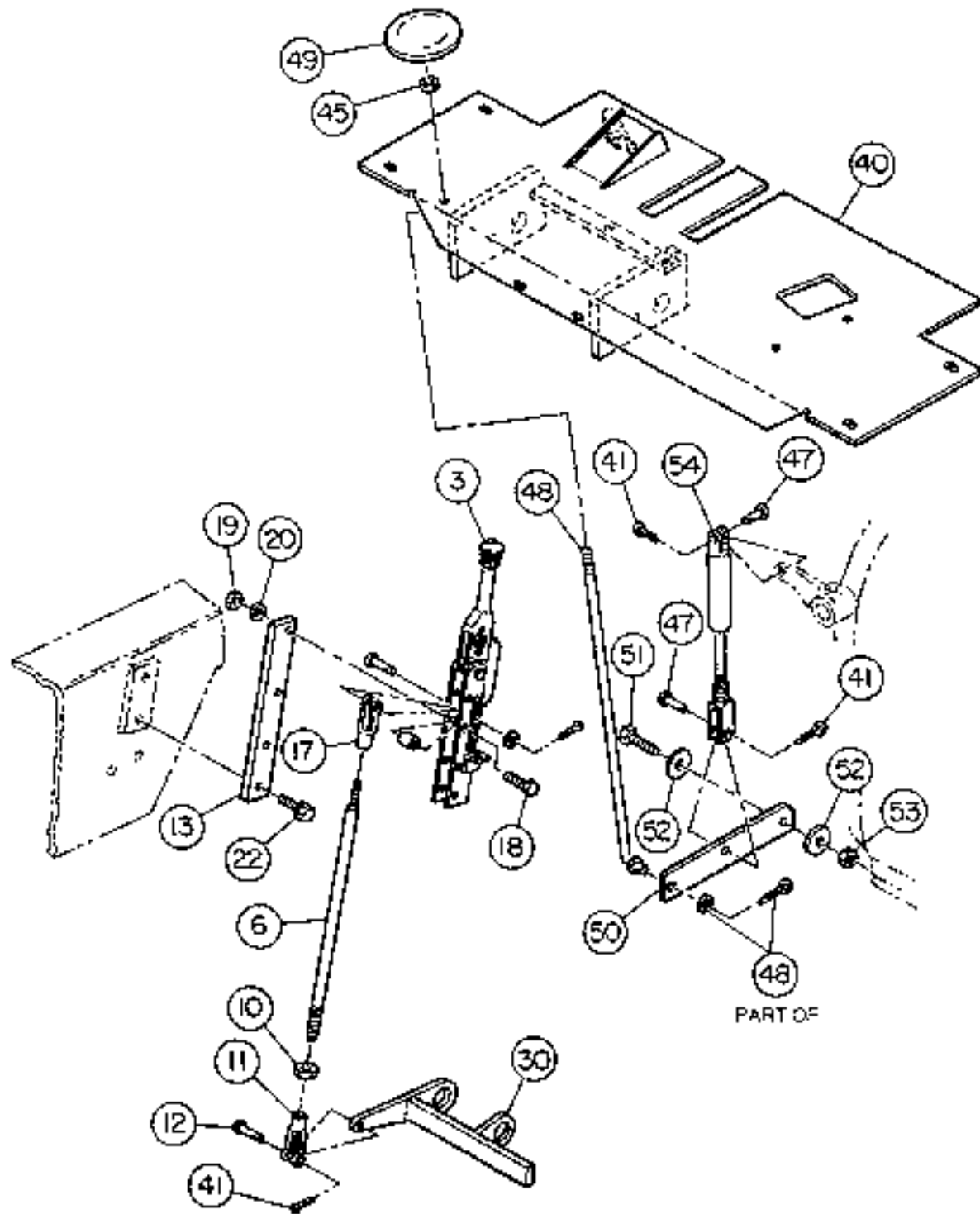
MECHANICAL BRAKE INSTALLATION



MECHANICAL BRAKE INSTALLATION

ITEM	COMM. NO.	DESCRIPTION	QTY	DIMENSIONS/NOTES
1	59414037	R.H. Brake Pedal Assembly	1	
-	59096628	-Bushing	2	
-	59414011	-R.H. Brake Pedal	1	
2	59414045	L.H. Brake Pedal Assembly	1	
-	59096628	-Bushing	2	
-	59414029	-L.H. Brake Pedal	1	
4	59998773	Pedal Lock	1	
5	59307033	Spring	2	
7	59998781	Shaft	1	
8	59998799	Spacer Bar	1	
9	59485755	Brake Rod	2	
10	95923082	Jam Nut	4	3/8-24
11	59565721	Clevis	4	3/8
12	59533182	Clevis Pin	4	3/8 x 1-3/32"
14	95919254	H.H.C.S.	1	3/8-16 x 1-1/2"
15	95922233	Washer, Flat	1	3/8
16	95923223	Stop Nut	1	3/8-16
21	59565697	Clevis Pin	1	
23	59312850	Washer	4	
24	95923967	Cotter Pin	2	3/16 x 2.0"
25	95919601	H.H.C.S.	4	1/2-13 x 2-1/4"
26	59996496	Brake Pull Rod Nut	2	
27	59996488	Clevis	2	
28	59997940	Brake Pivot Shaft	1	
29	59997965	Brake Pivot Block	2	
30	58811928	Bellerank	1	
31	59997833	Bellerank Assembly	1	
-	59997858	-Bellerank	1	
-	59999896	-Bushing	2	
32	59997841	Bellerank Assembly	1	
-	59997866	-Bellerank	1	
-	59999896	-Bushing	2	
33	95922258	Flat Washer	4	1/2
34	59327866	Nut	4	1/2-13
35	59329656	Nut	2	1/2-13
36	59311746	Washer	4	
37	95924031	Cotter Pin	1	
40	59417329	Brake Support	1	
41	95924007	Cotter Pin	5	1/8 x 1.0"
44	59311712	Clevis Pin	2	
45	95923074	* Nut Jam	1	5/16-24 UNF
46	95924007	Cotter Pin	2	3/32 x 1"
82	58850777	Safety Tread	2	
83	95922977	Jam Nut	2	3/8-16
84	95919239	H.H.C.S.	2	3/8-16 x 1-1/4"

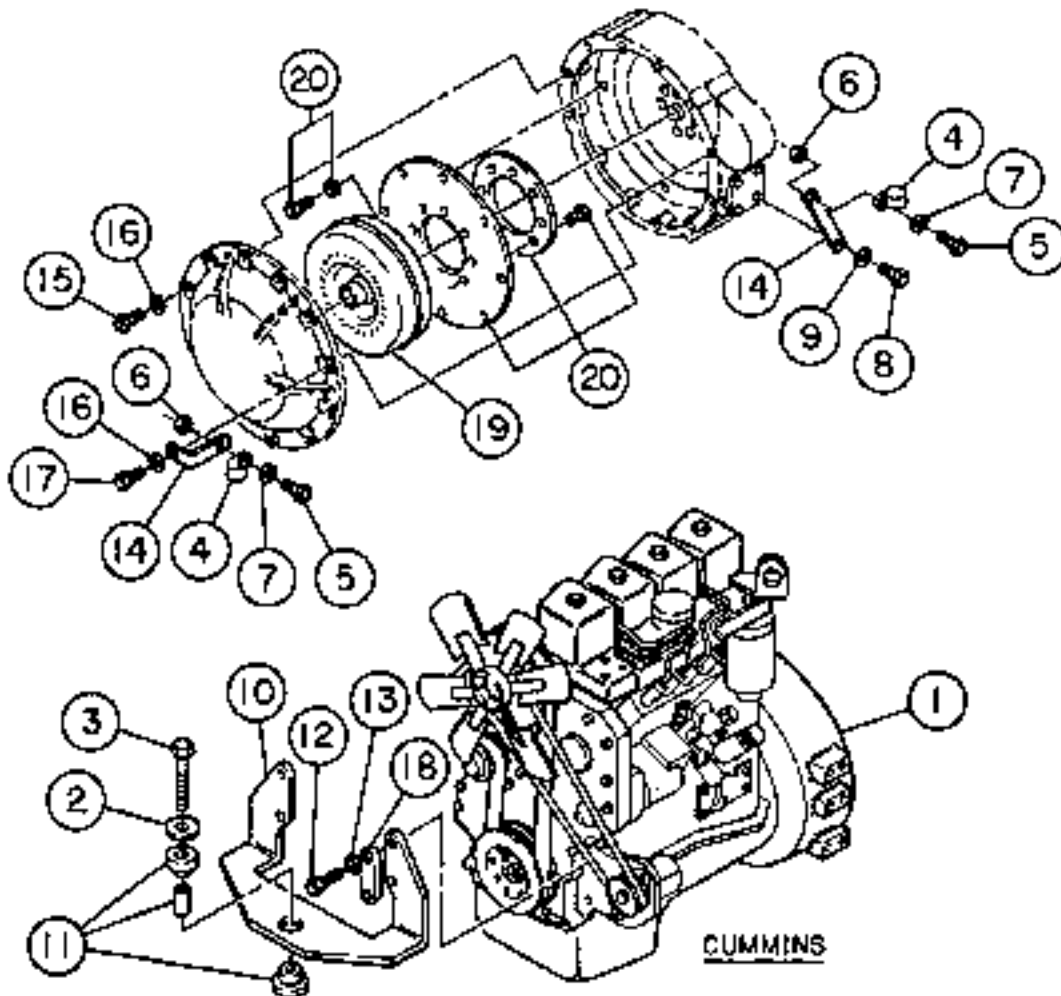
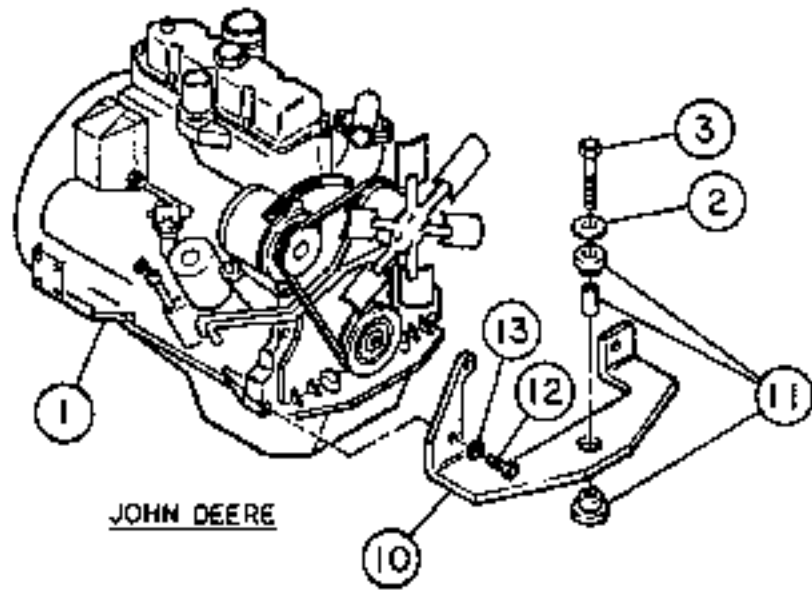
PARKING BRAKE INSTALLATION



PARKING BRAKE INSTALLATION

ITEM	COMMNO.	DESCRIPTION	QTY	DIMENSIONS/NOTES
3	58851320	Park Brake Lever Assembly (Effective with S/N 158068)	1	
-	59997155	Park Brake Lever Assembly (Prior to S/N 158068)	1	
-	58850991	-Park Brake Switch	1	
6	58811142	Park Brake Rod	1	
10	95923082	Jam Nut	1	3/8-24
11	59565721	Clevis	1	3/8
12	59533182	Clevis Pin	1	3/8 x 1-3/32"
13	59414078	Park Brake Bracket	1	
17	59584516	Clevis	1	5/16
18	95920542	H.H.C.S.	2	
19	95923314	Stop Nut	2	5/16-18
20	95922365	Flat Washer	2	5/16
22	59680983	Bolt	2	3/8-16 x 1.0"
30	58811928	Bellcrank	1	
40	59417329	Brake Support	1	
41	95923918	Cotter Pin	2	1/8 x 1.0"
45	95922977	Jam Nut	1	5/16-24
47	59997957	Clevis Pin	2	
48	59997973	Rod	1	
-	95922233	-Flatwasher	1	3/8
-	95929907	-Cotter Pin	1	5/32 x 1.25"
49	59997999	Pad	1	
50	59309971	Pivot Bar	1	
51	95920039	H.H.C.S.	1	3/4 - 10 x 2.0
52	95922282	Flat Washer	2	3/4
53	59327890	Hex Nut	1	3/4-10
54	59311738	Rod and Tube Assembly	1	
-	58874561	-Clevis	1	
	58874579	-Hex Nut	1	

ENGINE INSTALLATION

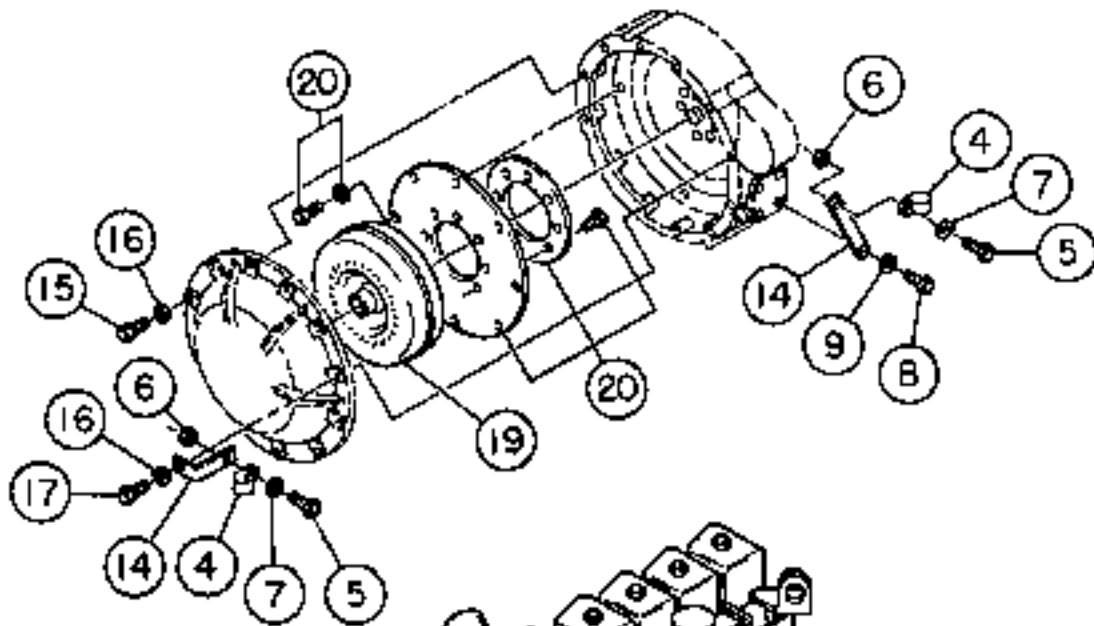
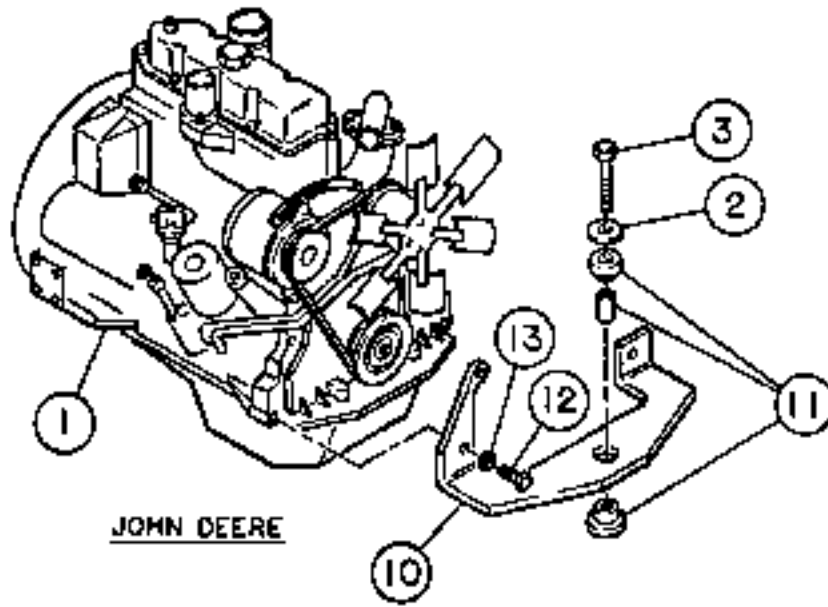


ENGINE INSTALLATION

ITEM	COMM.NO.	DESCRIPTION	QTY	DIMENSIONS/NOTES
1	59109462	John Deere Engine (T04039D) (Effective with S/N 149222)	1	
-	59120915	-Alternator	1	
-	59120741	-Starter Motor	1	
-	00282897	-Fan Belt	1	
-	35308030	-Engine Oil Filter	1	
-	35308048	-Fuel Filter	1	
-	59397687	John Deere Engine (4039D) (Prior to S/N 149222)	1	
-	00282897	-Fan Belt	1	
-	58845744	-Starter	1	
-	58898123	-Brush Kit	1	
-	58845751	-Alternator	1	
-	58898115	-Brush Kit	1	
-	58845769	-Alternator Pulley	1	
-	59725754	-Oil Filter (Spin-on)	1	
-	59725747	-Fuel Filter Element	1	
-	59251520	Cummins Engine (4B3.9C) (Effective With S/N 161910)	1	
-	59117010	Cummins Engine (4B3.9) (Effective With S/N 151542 thru 161909)	1	
-	59988113	Cummins Engine (4B3.9)(Prior To S/N 151542)	1	
-	59309104	-Fan Belt	1	
-	59728170	-Oil Filter	1	
-	59728188	-Primary Fuel Filter Element	1	
-	58965492	-Alternator	1	See Section C.2
-	59322297	-Primary Fuel Filter (Element and O-Ring)	1	
-	59728196	-Secondary Fuel Filter	1	
-	58827932	-In-line Fuel Filter	1	
2	59919795	Snubbing Washer	1	
3	95920070	H.H.C.S.	1	3/4-16 x 3.0"
4	95654208	Clamp	1	
5	95919239	H.H.C.S.	1	3/8-16 x 1.25"
6	95923322	Lock Nut	1	3/8-16
7	95922233	Flat Washer	1	3/8
**	N.S.V.A.	John Deere Engine Mounting Group (Includes items 8-16)	1	
8	95919544	H.H.C.S.	1	1/2-13 x 1.0"
9	95922399	Flat Washer	1	1/2

Continued next page

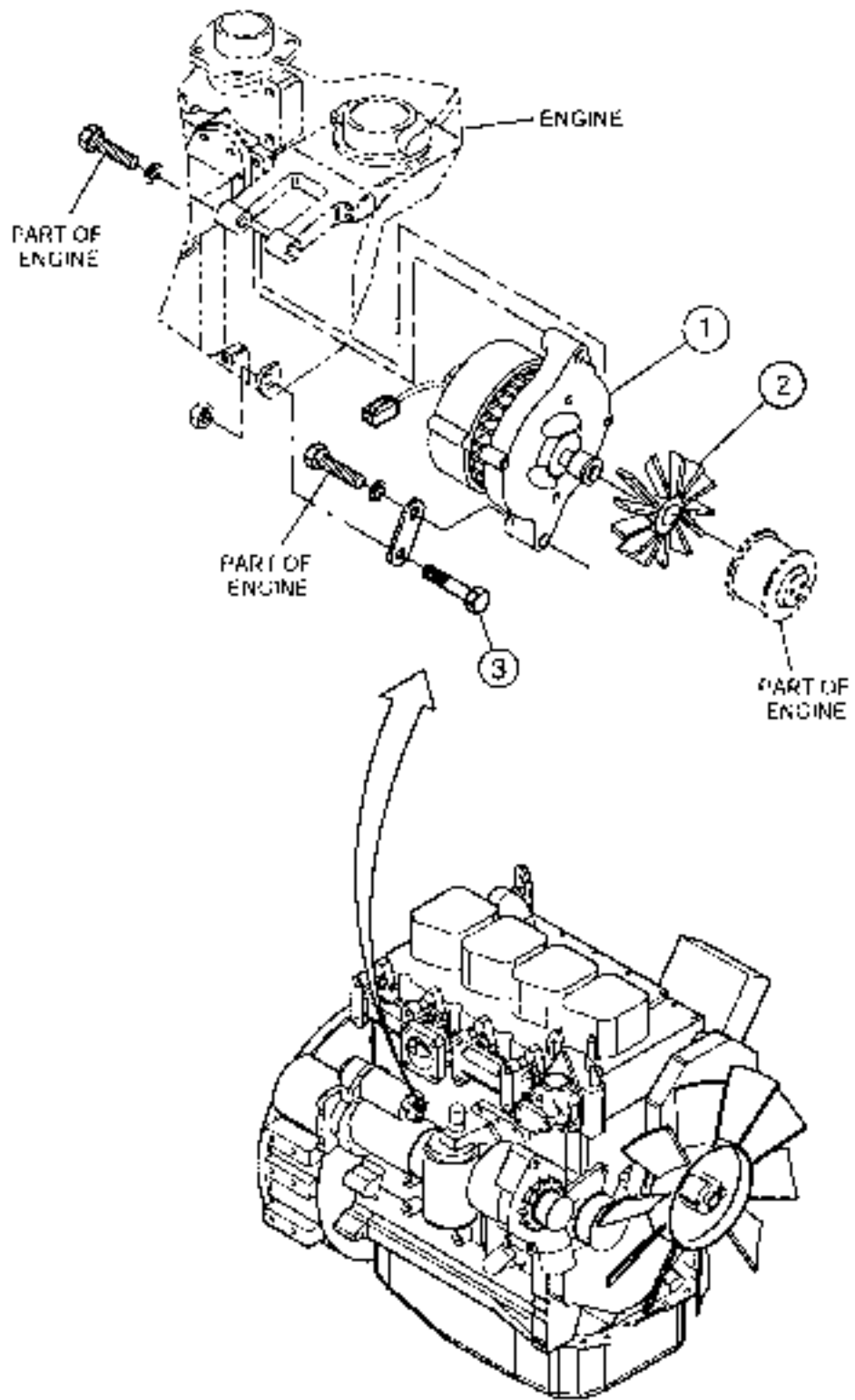
ENGINE INSTALLATION (Continued)



ENGINE INSTALLATION (Continued)

ITEM	QUANTITY	DESCRIPTION	QTY	DIMENSIONS/NOTES
10	59411629	Front Engine Mounting Bracket	1	
11	59411603	Shock Mount	1	
12	96714910	H.H.C.S.	3	5/8-11 x 1.75
13	96738596	Hardened Flat Washer	3	5-8
14	59083303	Transmission Dipstick Mounting Bracket	1	
15	95919254	H.H.C.S.	12	3/8-16 x 1.50"
16	96704655	Flat Washer	12	M10
**	N.S.V.A.	Cummins Engine Mounting Group (Includes items 10-18) Starter 57-1316	1	
10	59411611	Front Engine Mounting Bracket	1	
11	59412757	Shock Mount	1	
12	96714910	H.H.C.S.	4	M12-1.75x60mm
13	96738596	Hardened Flat Washer	4	112
14	590833063	Transmission Dipstick Mounting Bracket	1	
15	96701917	H.H.C.S.	13	M10-1.5x30mm
16	96704655	Flat Washer	12	10mm
17	96719794	H.H.C.S.	1	M10-1.5x35mm
18	59176503	Engine Mount Spacer	2	
19	59350808	Torque Converter	1	
20	59988550	Drive Plate Kit	1	
-	58845678	-Drive Plate	1	
-	58845686	-Reinforcement Plate	1	
-	58845694	-Bolt	6	3/8-24 x 0.50"
-	58845702	-Washer	6	
-	58845710	-Belt	6	5/16-18 x 0.65"

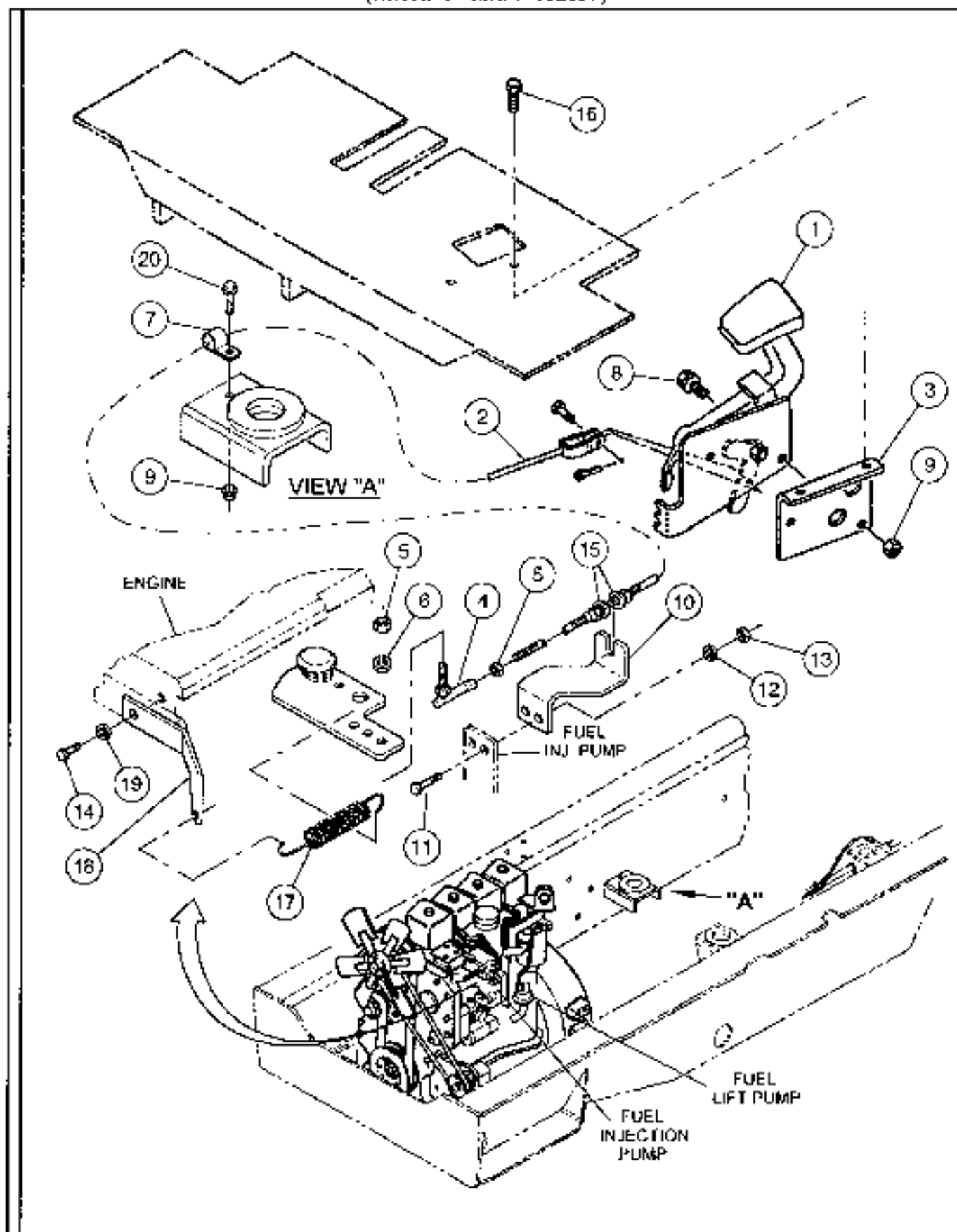
ALTERNATOR INSTALLATION



ALTERNATOR INSTALLATION

ITEM	COMM. NO.	DESCRIPTION	QTY	DIMENSIONS/NOTES
1	58965492	Alternator	1	
-	59041806	-Brush Assembly	4	
-	59041814	-Voltage Regulator	1	
2	59879791	Alternator Fan	1	
3	96702659	H.I.C.S.	1	MB x 1.25 x 25

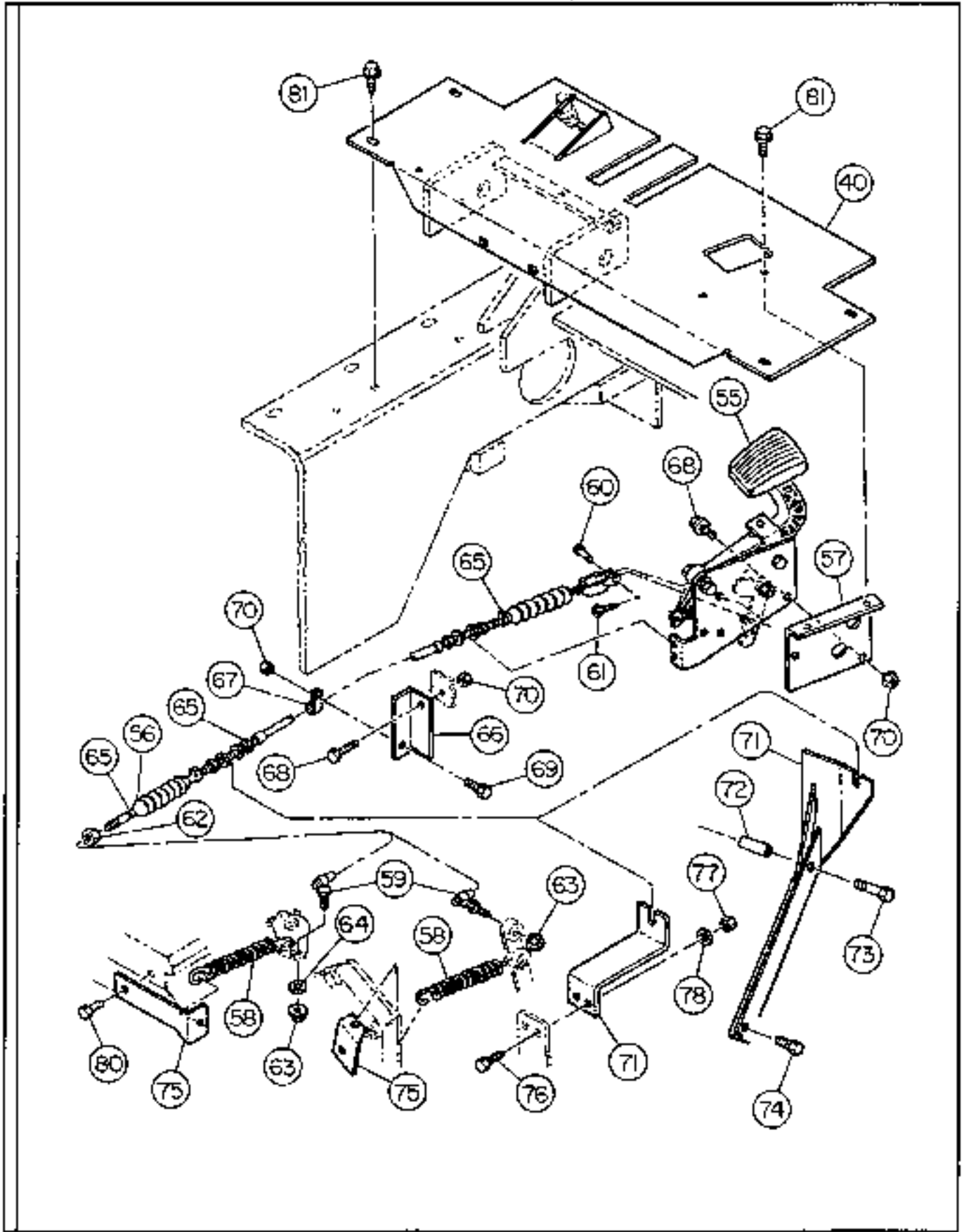
THROTTLE INSTALLATION
(Effective with S/N 162137)



THROTTLE INSTALLATION
(Effective with S/N 162137)

ITEM	COMM. NO.	DESCRIPTION	QTY	DIMENSIONS/NOTES
		<small>BOOK 3725882</small>		
1	59455741	Throttle Pedal Bracket Assembly	1	See Section C.5
2	59117341	Cable	1	
3	59414821	Throttle Mount	1	
4	59374165	Ball Joint	1	
5	95923058	Jam Nut	2	1/4-28
6	95379392	External Tooth Lockwasher	1	1/4
7	59465658	Clamp	1	
8	59869917	Lock Screw	2	5/16-18 x 3/4
9	59918573	Lock Nut	3	5/16-18
10	59235051	Throttle Bracket	1	
11	95920377	FLI.C.S.	2	1/4-20 x 1.0
12	95922324	Washer Flat	2	1/4
13	95923298	Lock Nut	2	1/4-20
14	96702279	Hex Metric	1	M10 x 20
15	95922333	Washer Flat	2	3/8
16	59462796	Lock Screw	2	3/8-16 x 1/4
17	59457192	Spring	1	
18	59235044	Bracket Spring Return	1	
19	96704655	Flatwasher	1	M10
20	59717702	Lock Screw	1	5/16-18 x 1.0

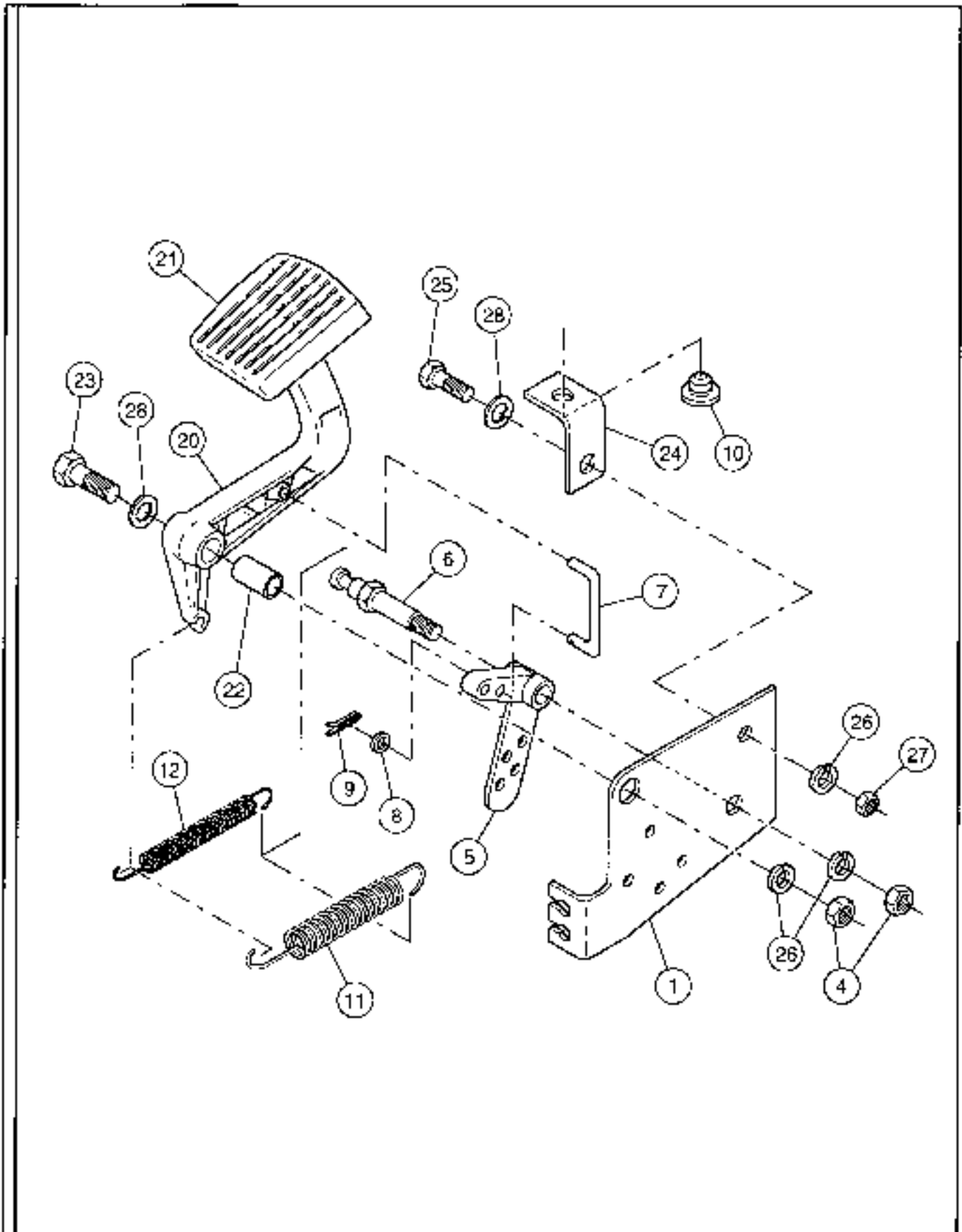
THROTTLE INSTALLATION
(Prior to S/N 162137)



THROTTLE INSTALLATION
(Prior to S/N 162137)

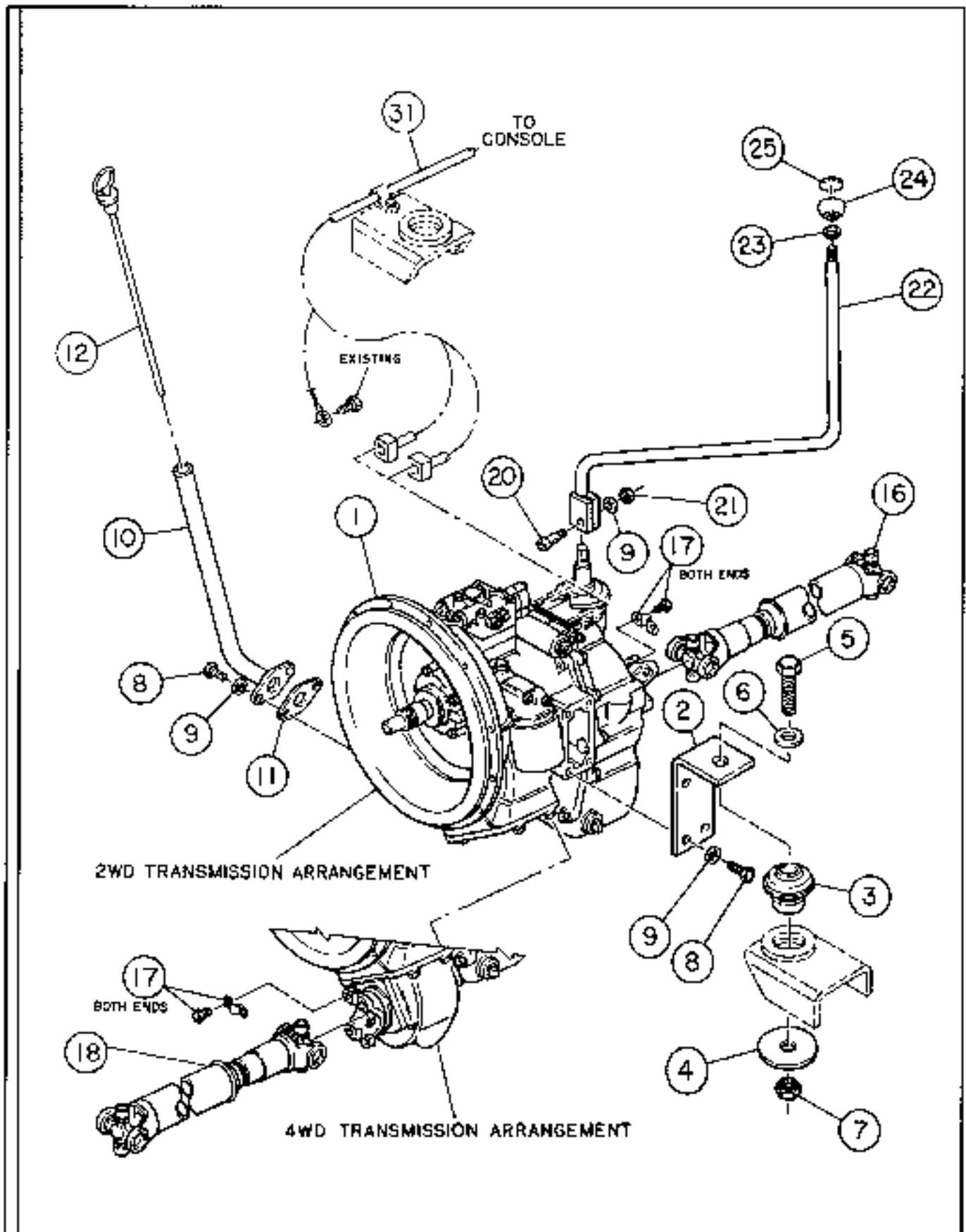
ITEM	COMM. NO.	DESCRIPTION	QTY	DIMENSIONS/NOTES
40	59417329	Brake Support	1	
55	N.S.V.A	Throttle Pedal Bracket Assembly	1	See Section C.5
56	59117341	Throttle Cable (Effective with S/N 151542)	1	
-	59450353	Throttle Cable (Prior to S/N 151542)	1	
57	59414821	Throttle Bracket	1	
58	59457192	Spring	1	
59	59374165	Ball Joint (Effective with S/N 151542)	1	
-	59455410	Ball Stud (Prior to S/N 151542)	1	
60	59455436	Rod End Pin	1	
61	95924023	Cotter Pin	1	
62	95923124	Hex Nut	1	
63	95923058	Jam Nut	2	
64	95379392	Lockwasher	1	
65	95373973	Clamp Strap	3	
66	59418004	Angle Bracket	1	
67	59465658	Clamp (Effective with S/N 151542)	1	
-	95371092	Clamp (Prior to S/N 151542)	1	
68	59717702	Bolt	3	5/16-18 x 1"
69	59896308	Bolt	1	5/16-18 x 0.5"
70	59918573	Bolt	4	5/16-18
71	58972936	Throttle Bracket (John Deere)	1	
-	59129601	Throttle Bracket (Cummins) (Effective with S/N 151542)	1	
-	59124479	Throttle Bracket (Cummins) (Prior to S/N 151542)	1	
72	59385922	Spacer (John Deere)	1	
73	95924197	H.H.C.S. (John Deere)	1	9/16-12 x 3.75"
74	95924189	H.H.C.S. (John Deere)	1	9/16-12 x 1.0"
75	59417659	Spring Return Bracket (John Deere)	1	
	58811282	Spring Return Bracket (Cummins)	2	
76	96701495	H.H.C.S. (Cummins) (Effective with S/N 151542)	2	M12 x 25mm
-	95920377	H.H.C.S. (Cummins) (Prior to S/N 151542)	2	1/4-20 x 1.0
77	95923298	Lock Nut (Cummins)	2	1/4-20
78	96702535	Washer, Flat, Hardened (Cummins) (Effective with S/N 151542)	2	M12
-	95922324	Flat Washer (Cummins) (Prior to S/N 151542)	2	1/4 Narrow Series
80	96705058	H.H.C.S. (Effective with S/N 151542)	2	M6-1.0 x 12mm
-	59533588	H.H.C.S. (Prior to S/N 151542)	1	M10-1.5 x 20mm
81	59680983	Bolt	6	3/8-16 x 1.0

THROTTLE PEDAL BRACKET ASSEMBLY



THROTTLE PEDAL BRACKET ASSEMBLY

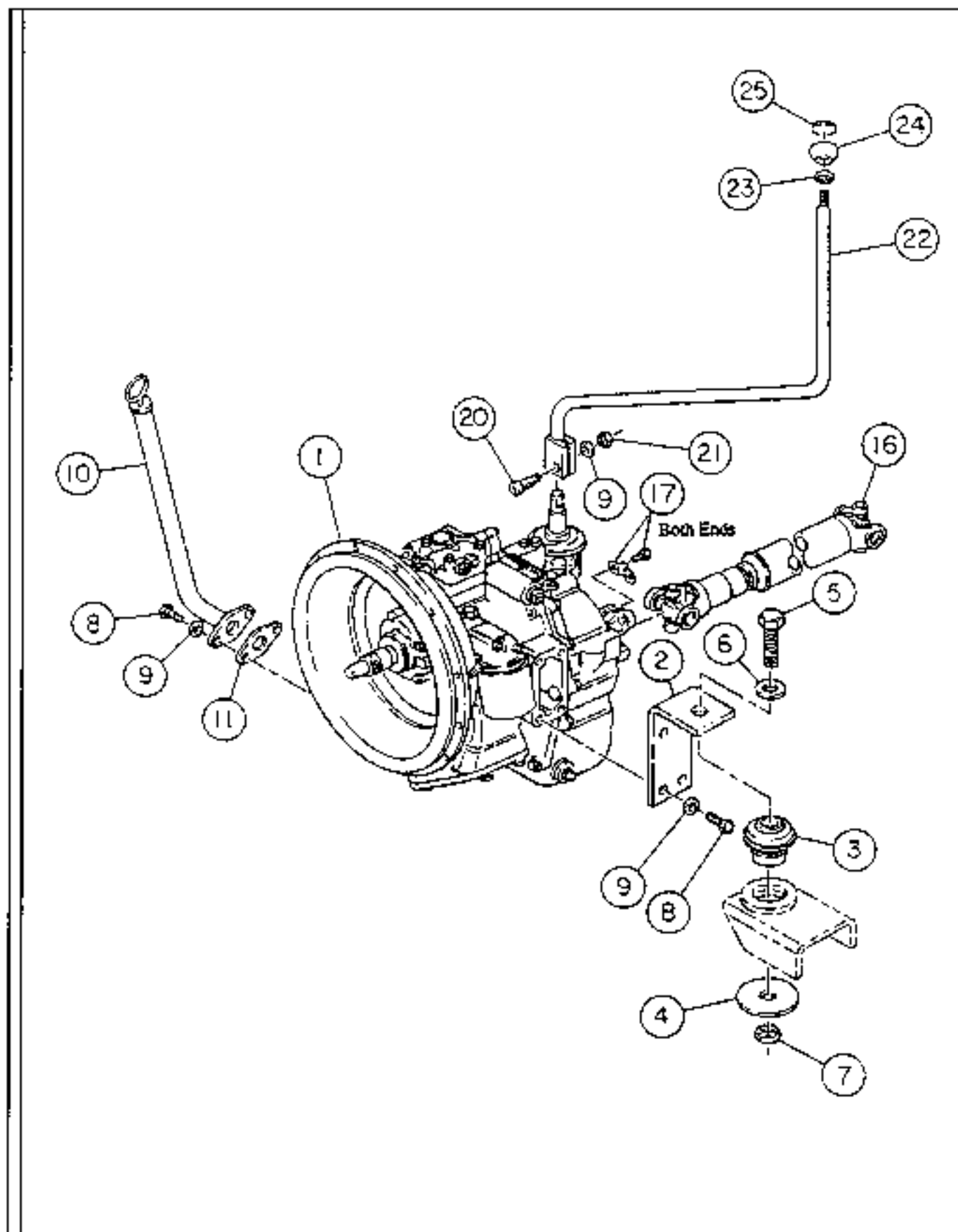
ITEM	COMM. NO.	DESCRIPTION	QTY	DIMENSIONS/NOTES
1	59114207	Throttle Bracket (Effective with S/N 151542)	1	
-	59471797	Throttle Bracket (Prior to S/N 151542)	1	
4	96704812	Hex Nut	2	M10
5	59471904	Crank	1	
6	59471805	Shaft	1	
7	59471854	Formed Rod	1	
8	96703541	Washer	1	M6
9	95924049	Cotter Pin	1	1/16 x 1/2
10	59471839	Bumper	1	
11	59471888	Spring	1	
12	59471813	Spring	1	
20	59471870	Accelerator Pedal	1	
21	59471821	Pedal Pad	1	
22	59471789	Pivot Tube	1	
23	96704713	H.H.C.S.	1	M10 x 70mm
24	59471847	Pedal Stop Bracket	1	
25	96702287	H.H.C.S.	1	M10 x 25mm
26	59510065	Lock Washer	3	M10
27	59471938	Nut	1	
28	96704655	Washer	2	M10



TRANSMISSION (Effective with S/N 151610) - SHEET 1 of 5

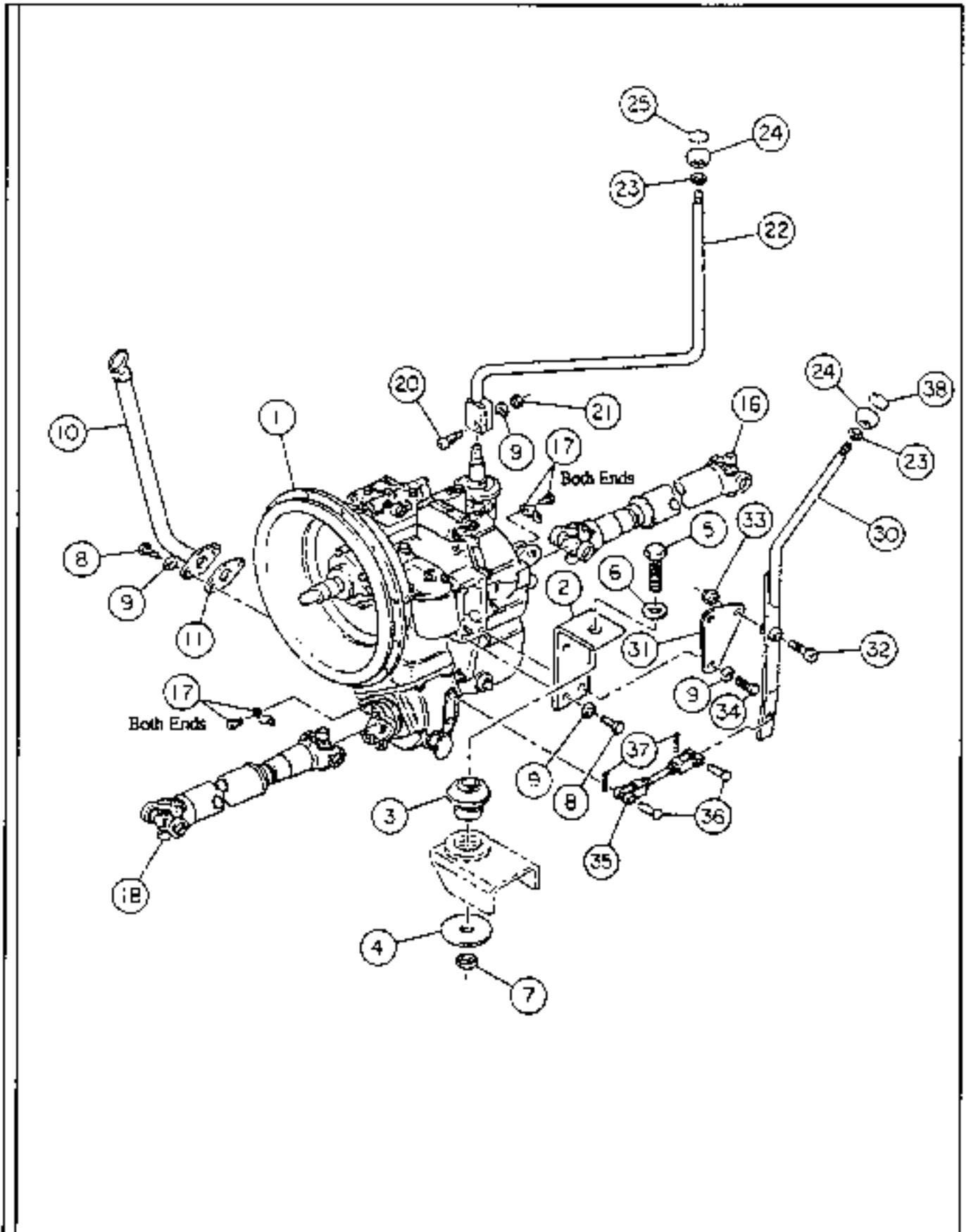
ITEM	COMM. NO.	DESCRIPTION	QTY.	DIMENSIONS/NOTES
1	59076000	Transmission (2WD)	1	
-	59076018	Transmission (4WD)	1	
2	59076109	-Engine Mount	2	
3	59410696	-Shock Mount	2	
4	59411652	-Snub Washer	2	
5	95920294	-H.H.C.S.	1	1-8 x 4"
6	59630798	-Flat Washer	2	
7	59327916	-Hex Nut	2	1-8
8	96702311	-H.H.C.S.	8	M12 x 30mm
9	59539569	-Hardened Flat Washer	10	
10	59083295	-Dipstick Tube	1	
11	59362905	-Gasket	1	
12	59359174	-Dipstick	1	
16	59083279	-Drive Shaft (Drive Axle)	1	See Section 1.5
17	59362897	-Strap Kit	4	
18	59083261	-Drive Shaft (Drive Axle, Front Wheel Drive)	1	See Section 1.5
20	95455929	-Shoulder Bolt	1	1/2 D X 1.0"
21	95923322	-Locknut	1	3/8-16
22	59156521	-Lever (Effective With S/N 153353)	1	
-	59093971	-Lever (Prior To S/N 153353)	1	
23	95922993	-Jam Nut	1	1/2-13
24	59340117	-Knob, Gear Shift	1	
25	59096420	-Inlay Gear Selector	1	
31	59129163	Harness (4-WD)	1	

TRANSMISSION (Prior to S/N 151610) - SHEET 2 of 5



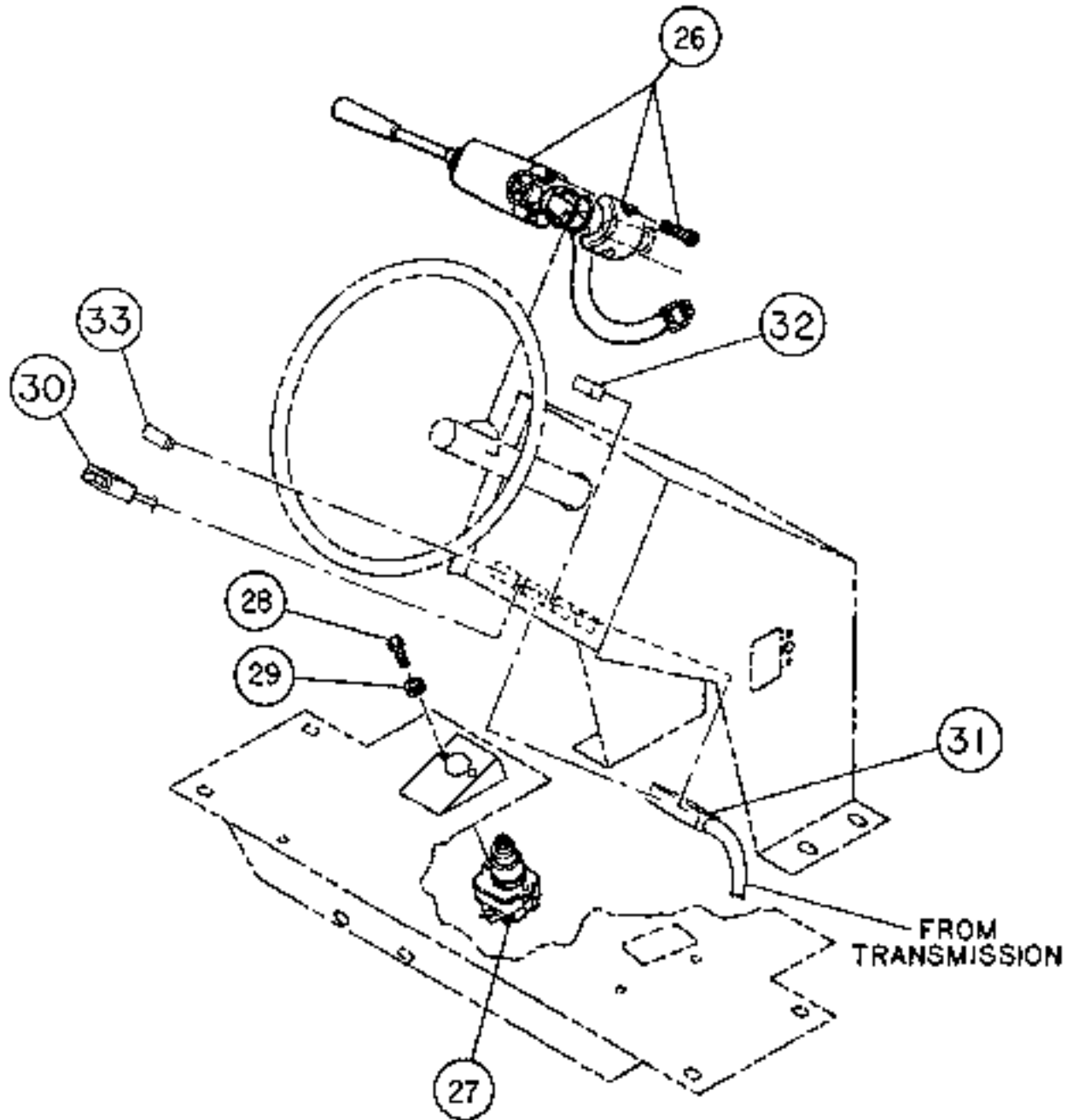
TRANSMISSION (Prior to S/N 151610) - SHEET 2 of 5

ITEM	COMM.NO.	DESCRIPTION	QTY	DIMENSIONS/NOTES
1	59413146	Transmission (2WD)	1	See Section I.3
2	59410670	-Transmission Mounting Bracket	2	
3	59410696	-Shock Mount	2	
4	59411652	-Snub Washer	2	
5	95920294	-H.H.C.S.	1	1-8 x 4.0"
6	59630798	-Hardened Flat Washer	2	1.0" I.D. x 0.25.
7	59327916	-Hex Nut	2	1-8
8	96702311	-H.H.C.S.	6	M12 - 1.75 x 30mm
9	59539569	-Hardened Flat Washer	10	1/2 I.D. x 0.094"
10	59417360	-Dipstick Assembly	1	
-	59417352	-Dipstick Tube	1	
-	59359174	-Dipstick	1	
11	59362905	-Gasket	1	
16	59397810	-Drive Shaft (Drive Axle)	1	See Section I.5
17	59362897	-Strap Kit (1480)	1	
20	95373833	-Shoulder Bolt	1	1/2 x 1.25
21	95923322	-Locknut	1	3/8- 16
22	59364224	-Transmission Lever (4 Speed Shift)	1	
23	95922993	-Jam Nut	1	1/2 - 13
24	59340117	-Blank Knob	1	
25	59377648	-Gear Selector Inlay	1	



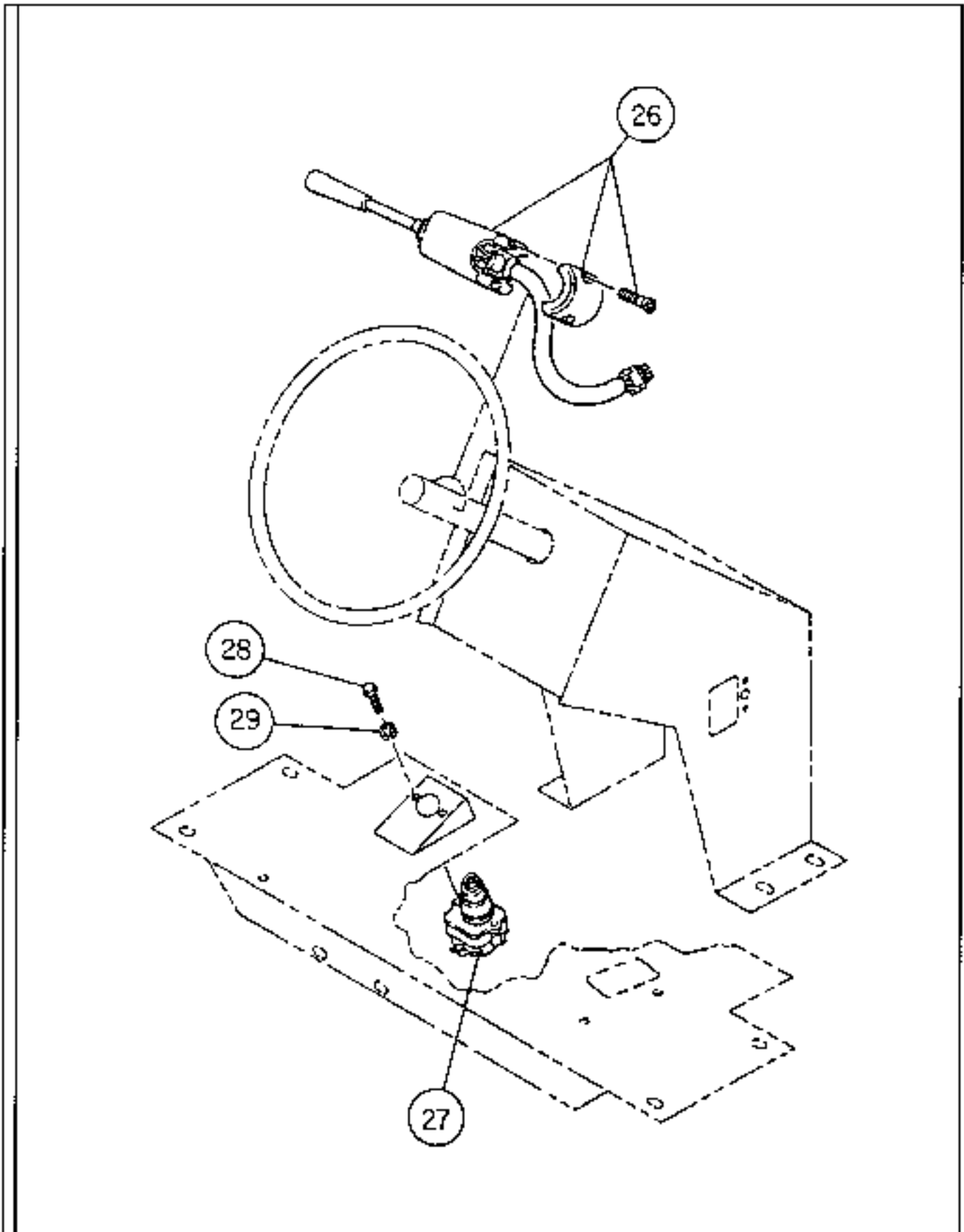
TRANSMISSION (Prior to S/N 151610) • SHEET 3 of 5

ITEM	COMMNO.	DESCRIPTION	QTY	DIMENSIONS/NOTES
1	59417097	Transmission (4WD)	1	See Section 1.4
2	59410670	-Transmission Mounting Bracket	2	
3	59410696	-Shock Mount	2	
4	59411652	-Smb Washer	2	
5	95920294	-H.H.C.S.	1	1-8 x 4.0"
6	59630798	-Hardened Flat Washer	2	1.0" x 0.25"
7	59327916	-Hex Nut	2	1-8
8	96702311	-H.H.C.S.	6	M12-1.75 x 30mm
9	59539569	-Hardened Flat Washer	10	1/2 x 0.094"
10	59417360	-Dipstick Assembly	1	
-	59359174	-Dipstick	1	
-	59417352	-Dipstick Tube	1	
11	59362905	-Gasket	1	
16	59397810	-Drive Shaft	1	See Section 1.5
17	59362897	-Strap Kit	4	
18	59397802	-Drive Shaft	1	See Section 1.5
20	95173833	-Shoulder Bolt	1	1/2 x 1.25"
21	95923322	-Nut	1	3/8-16
22	59364224	-Transmission Lever (4 Speed Shift)	1	
23	95922993	-Jam Nut	1	1/2-13
24	59340117	-Knob, Gear Shift	1	
25	59377648	-Gear Selector Inlay	1	
30	59362400	-2WD/4WD Engagement Lever	1	
31	59362855	-Pivot Plate	1	
32	95366555	-Shoulder Bolt	1	3/4 x 1.50"
33	59362434	-Thin Nut	1	5/8-11
34	59610923	-H.H.C.S.	2	M12-1.75 x 35mm
35	59362939	-Shift Linkage Assembly	1	
-	59565721	-Clevis Yoke	2	
-	95923082	-Jam Nut	2	3/8-24
-	59362947	-Rod	1	
36	59533182	-Clevis Pin	2	3/8 x 1.09"
37	95924007	-Cotter Pin	2	3/32 x 1.0"
38	59377655	-2WD/4WD Inlay	1	



TRANSMISSION (Effective with S/N 151610) - SHEET 4 of 5

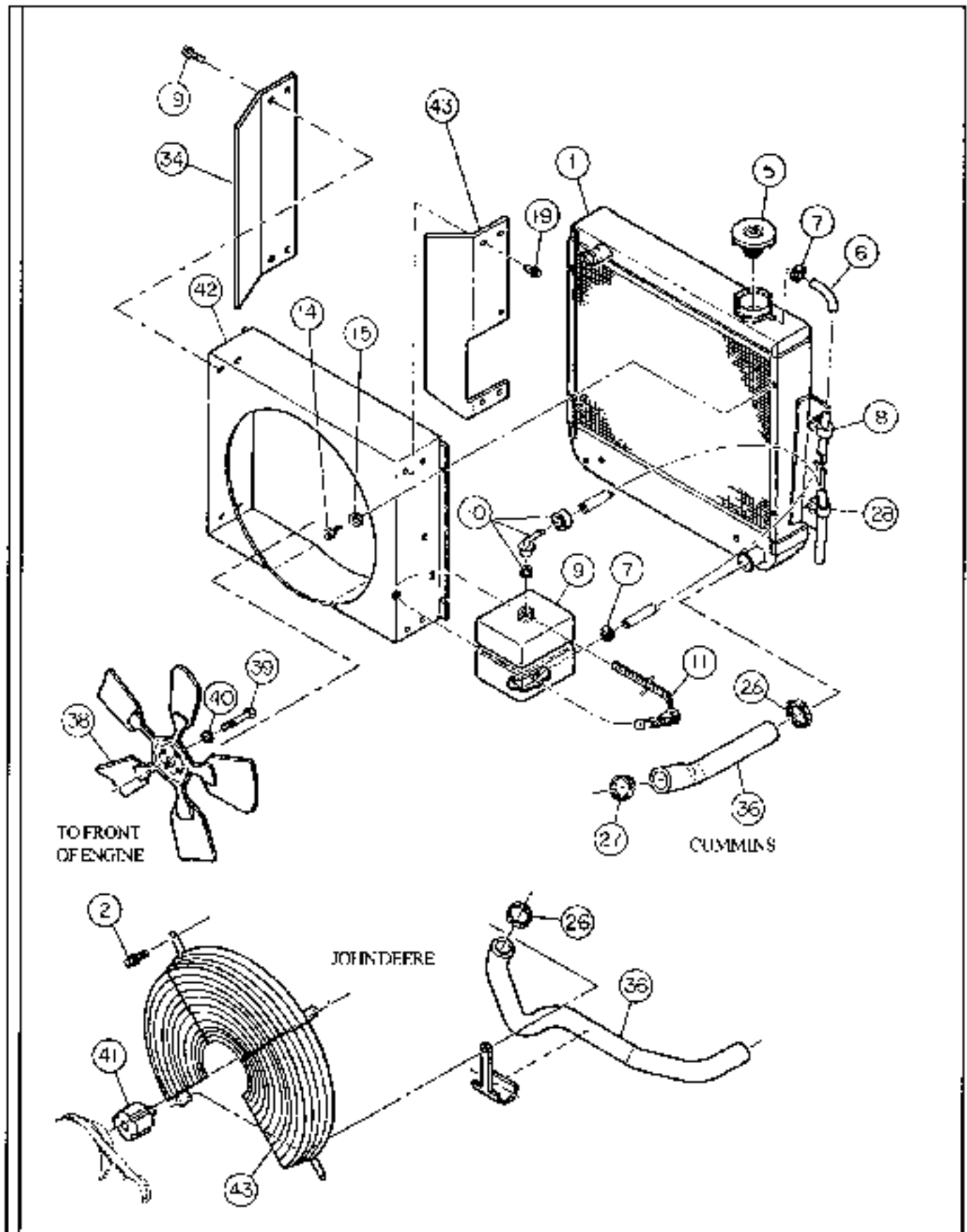
ITEM	COMM. NO.	DESCRIPTION	QTY	DIMENSIONS/NOTES
26	59001578	FNK Control	1	
27	58788852	Dump Switch	1	
28	96704564	H.H.C.S.	2	M6 x 1 x 20mm
29	59545616	Lack washer	2	
30	59129155	Switch Assembly (2/4 Wheel Drive)	1	
31	59129163	Harness (4-W/D)	1	
33	59085456	Light (2/4 Wheel Drive)	1	
32	59071217	Light (Trand Disconnect)	1	



TRANSMISSION (Prior to S/N 151610) - SHEET 5 of 5

ITEM	COMM. NO.	DESCRIPTION	QTY	DIMENSIONS/NOTES
26	59001578	-Electric F-N-R Selector - For 1.50 in. Steering Column (Effective S/N 6162)	1	
-	59001586	-Electric F-N-R Selector - For 1.75 in. Steering Column (Effective S/N 6162)	1	
-	58948134	-Electric F-N-R Selector (Effective S/N 6149 thru 6161)	1	
-	58814658	-Electric F-N-R Selector (Prior to S/N 6149)	1	
27	58788852	-Torque Converter Dump Switch	1	
28	59822171	-H.H.C S.	2	M6 - 1.0 x 20mm
29	59545616	-Lockwasher	2	6mm

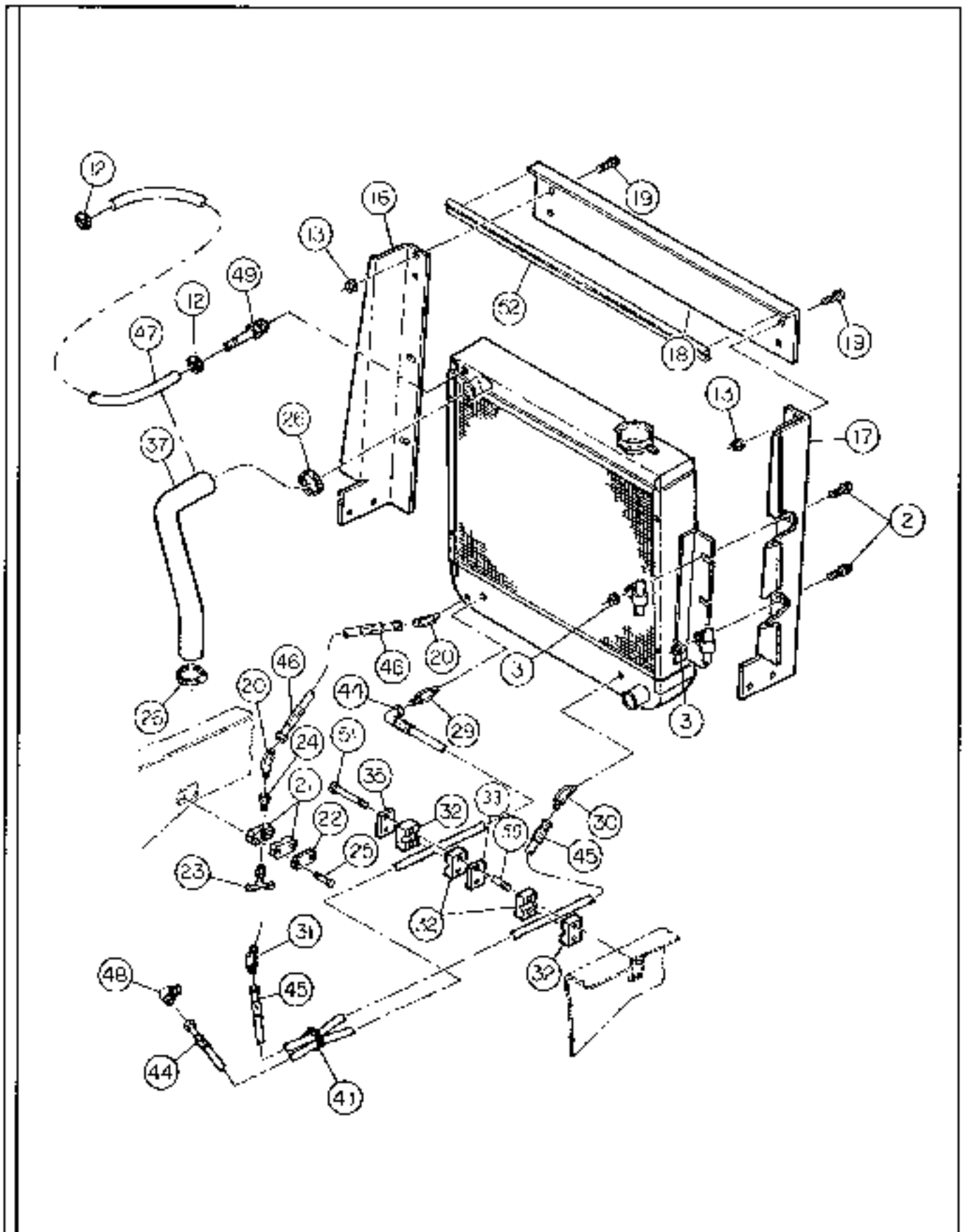
RADIATOR INSTALLATION - (SHEET 1 OF 2)



RADIATOR INSTALLATION - (SHEET 1 OF 2)

ITEM	COMM. NO.	DESCRIPTION	QTY	DIMENSIONS/NOTES
1	59139923	Radiator/Cooler (Effective with S/N151542)	1	
-	59450569	Radiator/Cooler (Prior to S/N151542)	1	
2	59462796	Bolt	4	3/816 x 0.75
5	59129171	Radiator Cap	1	
6	59465153	Overfill Tube	1	
7	50274299	Screw Clamp	2	
8	59465666	Insulated Clamp	1	
9	59455634	Coolant Reservoir	1	
10	59452698	Outlet Assembly	1	
-	59451278	-Hose	1	
-	59455659	-Outlet Reservoir	1	
-	59455667	-Cap	1	
-	59455527	-Bushing	1	
11	95302667	Screw Clamp (Effective with S/N151542)	1	
-	59469486	Screw Clamp (Prior to S/N151542)	1	
14	59456194	Self Tap Screw	4	
15	95922324	Flat Washer	4	1/4
19	59965962	Bolt	5	1/4-20 x 0.75"
26	95302683	Hose Clamp (John Deere Engine)	2	1.56 - 2.5
-	95302683	Hose Clamp (Cummins Engine)	1	1.56 - 2.5
27	95286266	Hose Clamp (Cummins Engine)	2	1.56 - 2.5
28	95301859	Insulated Hose Clamp	1	0.75
34	59159681	L.H. Fan Guard (Effective with S/N 151542 Only)	1	
36	58811852	Lower Radiator Hose (John Deere Engine)	1	
-	59413104	Lower Radiator Hose (Cummins Engine)	1	
38	59408922	Suction Fan (John Deere Engine)	1	
-	59113415	Suction Fan (Cummins Engine)	1	
-	59988071	Suction Fan (Cummins Engine)	1	
		(Prior to S/N151542)		
39	95920567	H.H.C.S. (John Deere Engine)	4	1/4-20 x 1.25"
-	96705553	H.H.C.S. (Cummins Engine)	4	M8-1.25 x 45mm
40	95922365	Flat Washer (John Deere Engine)	4	1/4
-	95922365	Flat Washer (Cummins Engine)	4	M8
41	58811175	Spacer (John Deere Engine)	1	
42	59417626	Shroud (John Deere Engine)	1	
-	59413112	Shroud (Cummins Engine)	1	
43	59417741	Fan Guard (John Deere Engine)	1	
-	58817735	R.H. Fan Guard (Cummins Engine)	1	
-	95424586	Cable Tie	1	

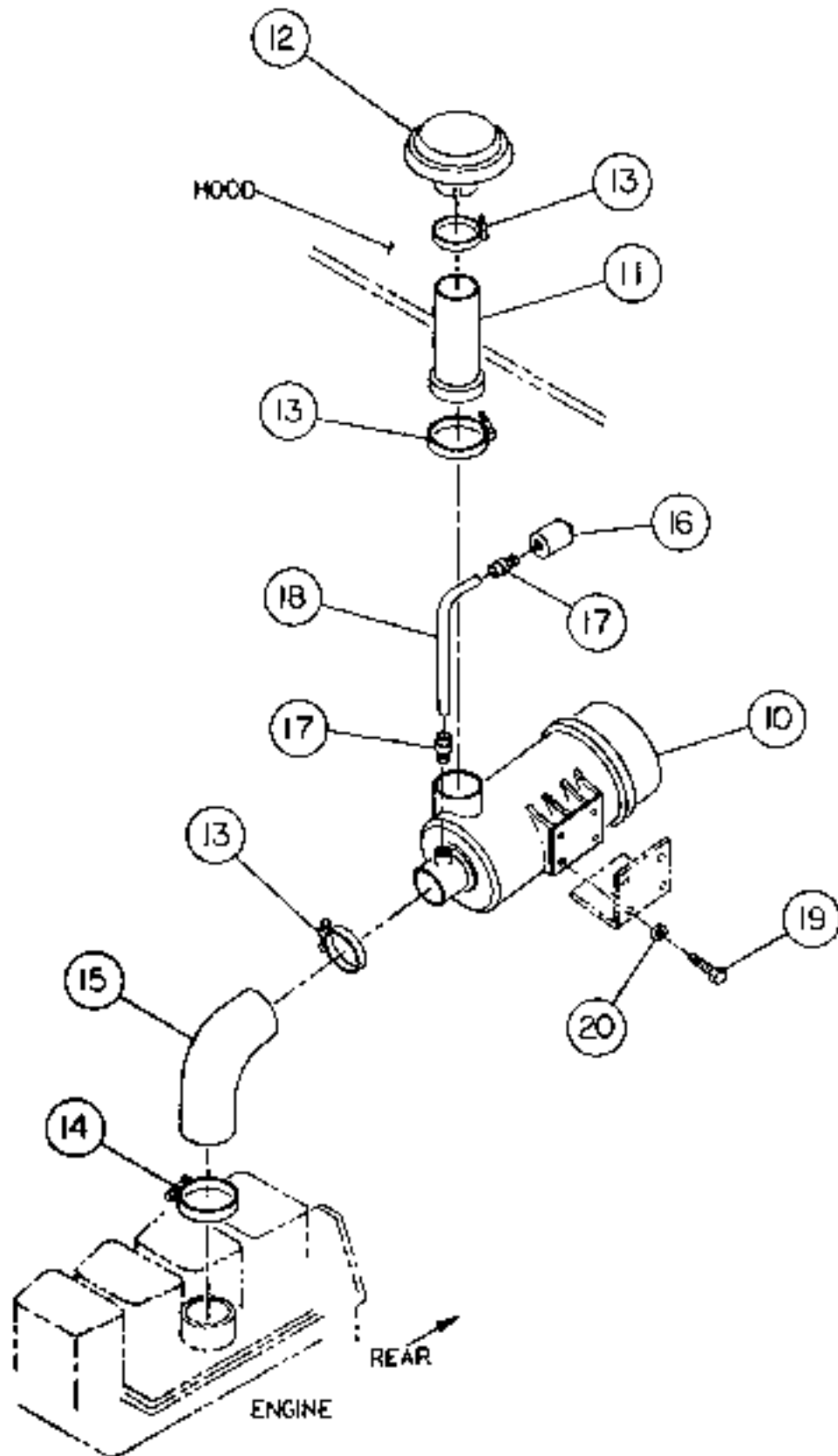
RADIATOR INSTALLATION - (SHEET 2 OF 2)



RADIATOR INSTALLATION - (SHEET 2 OF 2)

ITEM	COMPLNO.	DESCRIPTION	QTY	DIMENSIONS/NOTES
2	59462796	Bolt	4	3/8-16 x 0.75"
3	59807941	Nut	8	3/8-16
4	59928606	Bolt	4	3/8-16 x 1.25
12	59363259	Hose Clamp	2	
13	59941682	Nut	4	1/4-20
16	59413856	R.H. Bracket	1	
17	59413864	L.H. Bracket	1	
18	58817727	Mounting Stillner	1	
19	59965962	Bolt (John Deere Engine)	8	1/4-20 x 0.75"
-	59965962	Bolt (Cummins Engine)	13	1/4-20 x 0.75"
20	95279071	Fitting	2	45°
21	59625012	Clamp Insert	2	.675
22	59616540	Cover Plate	1	
23	95250692	Drain Cock	1	
24	95011060	Coupling	1	
25	95920658	I.H.C.S.	2	1/4-20 x 1.375"
29	59903138	Trans Cooler Inlet Adapter	1	
30	59923599	Trans Cooler Outlet Port Adapter	1	
31	59922278	Trans Assembly Inlet and Outlet Port Adapters	2	
32	59895540	Insert Clamp	4	
33	59691907	Safety Plate	1	
34	59417683	Heat Shield	1	
35	59587816	Cover Plate	1	
37	59411645	Upper Radiator Hose (John Deere Engine)	1	
-	59411694	Upper Radiator Hose (Cummins Engine)	1	
44	59392126	Hose Assembly (Effective with S/N151542)	1	
-	58850702	Hose Assembly (Prior to S/N151542)	1	
45	58850710	Hose Assembly	1	
46	58811910	Drain Cock Hose (John Deere Engine)	1	
-	59643643	Drain Cock Hose (Cummins Engine)	1	
47	59586511	Hose	1	
48	59922906	Fitting	1	
49	59331934	Adapter	1	
50	59590026	Stacking Bolt	2	1/4-20 x 1-1/2
51	95920658	I.H.C.S.	2	
52	58827122	Trim Seal	1	30"

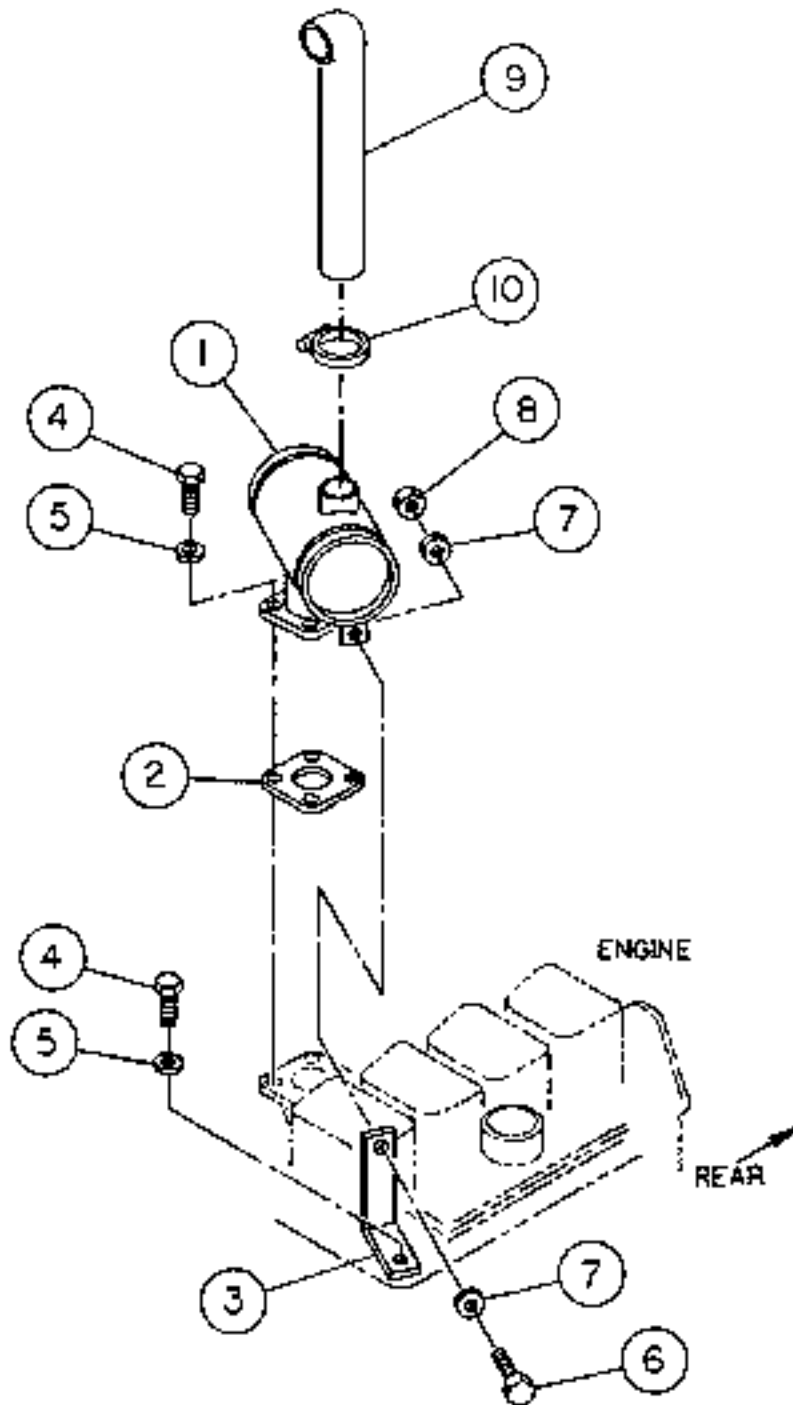
AIR CLEANER AND EXHAUST INSTALLATION - (SHEET 1 OF 2)
EFFECTIVE WITH S/N 151542



AIR CLEANER AND EXHAUST INSTALLATION - (SHEET 1 OF 2)
EFFECTIVE WITH S/N 151542

ITEM	COMM. NO.	DESCRIPTION	QTY	DIMENSIONS/NOTES
10	59075762	Air Cleaner (8")	1	
-	59155119	- Air Cleaner Primary Element	1	See Section M.1
-	59155127	- Air Cleaner Secondary Element	1	See Section M.1
-	59144139	- Cover Assembly	1	
-	59144147	- Vacuum Valve	1	
11	59132852	Air Stack Extension Tube	1	
12	59132910	Rain Cap	1	
13	59130286	Clamp	3	
-	59148288	Clamp Bolt	3	
14	59130278	Clamp	1	
-	59148270	Clamp Bolt	1	
15	59139238	Air Intake Hose	1	
16	50266907	Kit, Service Indicator	1	
-	59429035	- Air Filter Service Indicator	1	
17	59311621	Straight Connector	2	
18	58811779	Tube	1	
-	59312868	Tube	2	
19	96702816	H.I.L.C.S.	4	M8 x 16mm
20	96738570	Hardened Washer	4	M8

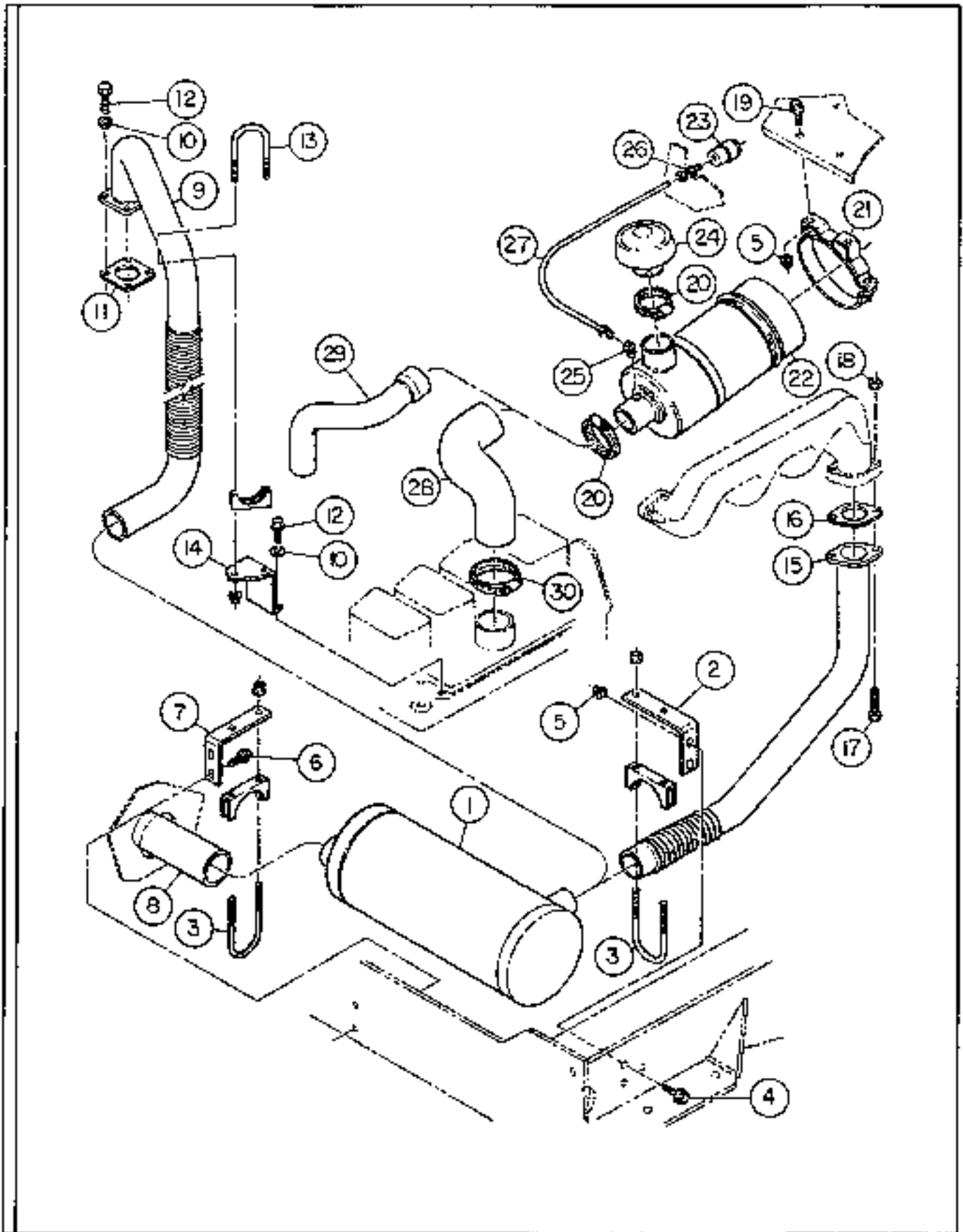
AIR CLEANER AND EXHAUST INSTALLATION - (SHEET 2 OF 2)
EFFECTIVE WITH S/N 151542



AIR CLEANER AND EXHAUST INSTALLATION - (SHEET 2 OF 2)
EFFECTIVE WITH S/N 151542

ITEM	COMM. NO.	DESCRIPTION	QTY	DIMENSIONS/NOTES
1	59128462	Muffler	1	
2	59307017	Gasket	1	
3	59128470	Mounting Bracket	1	
4	96702279	H.H.C.S.	5	M10 x 20
5	96704655	Flat Washer	5	M10
6	95919221	H.H.C.S.	1	3/8-16 x 1.0"
7	95922233	Flat Washer	2	3/8
8	59327841	Hex Nut	1	3/8-16
9	59873976	Exhaust Stack	1	
10	58848904	Exhaust Clamp	1	

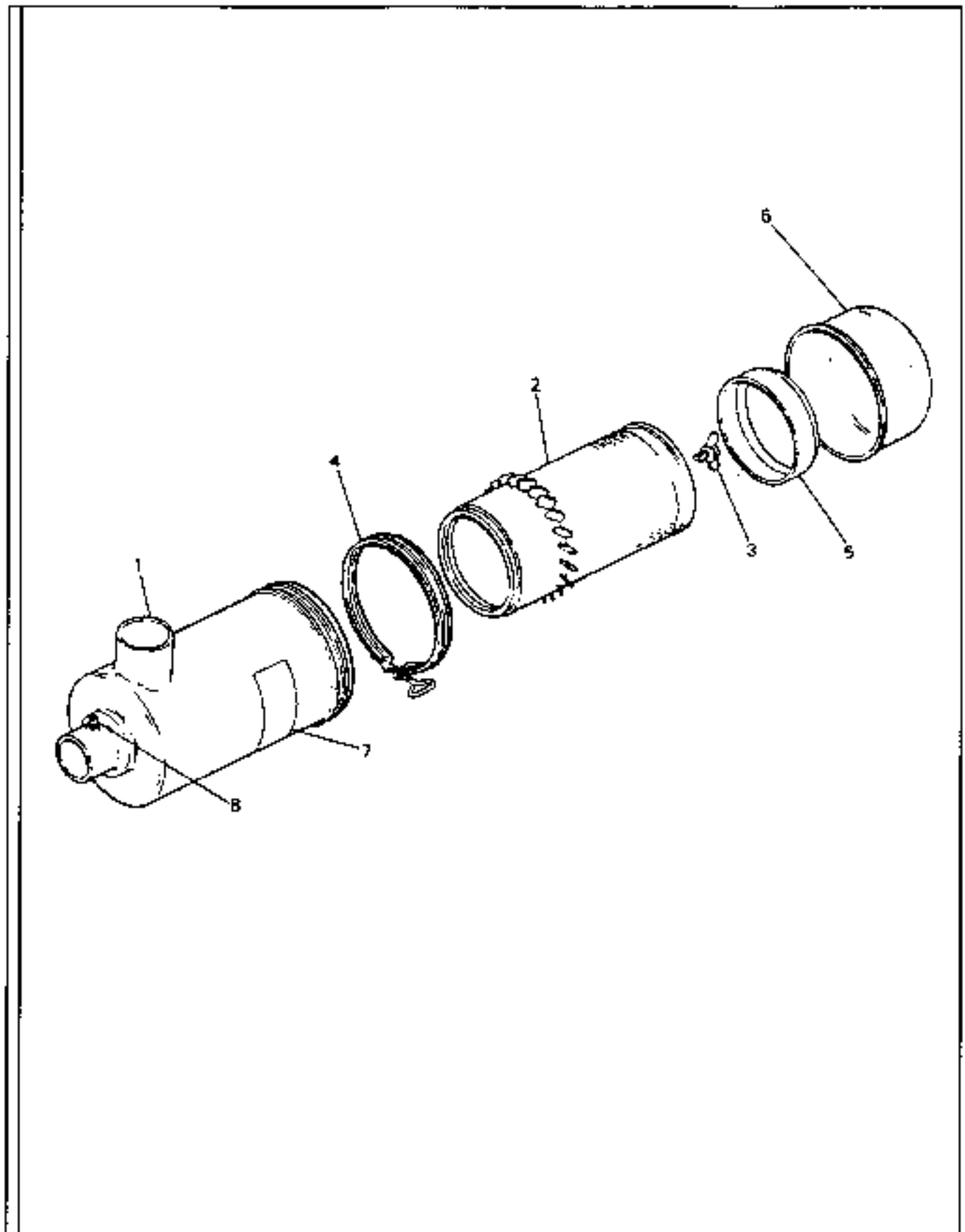
AIR INTAKE AND EXHAUST (PRIOR TO SN 151542)



AIR INTAKE AND EXHAUST (PRIOR TO S/N 151542)

ITEM	COMM.NO.	DESCRIPTION	QTY	DIMENSIONS/NOTES
1	59394288	Muffler	1	
2	59417667	Formed Muffler Bracket	1	
3	59302950	Exhaust Clamp	2	
4	59362327	Bolt	2	5/16-18 x 1.25
5	59941682	Nut	2	5/16-18 x 1.25
6	59462796	Bolt	2	3/8-16 x 1.75
7	59417675	Muffler Bracket	1	
8	58841644	Tail Pipe	1	
9	59059758	Exhaust Pipe (Cummins)	1	
10	96704655	Flat Washer (Cummins)	4	
11	59307017	Gasket (Cummins)	1	
12	96702279	H.H.C.S. (Cummins)	4	M10 x 1.5 x 20
13	59495010	Muffler Clamp (Cummins)	1	
14	58827148	Bracket (Cummins)	1	
15	59418095	Exhaust Pipe (John Deere)	1	
16	58812199	Gasket (John Deere)	1	
17	95919262	H.H.C.S. (John Deere)	2	3/8-16 x 1.75"
18	59327841	Hex Nut (John Deere)	2	3/8
19	59717702	Bolt	4	5/16-18 x 1.00"
20	95426359	Clamp	2	2.5 - 4
21	50921971	Band Assembly	2	
22	59988048	Air Cleaner Assembly	1	See Section C.8.8
23	59429035	Restriction Indicator	1	
24	58811100	Air Inlet Hood	1	
25	59311670	Elbow	1	90°
26	59311621	Straight Connector	1	
27	58811779	Tube	1	32"
28	58811381	Air Intake Hose (Cummins)	1	
29	59417634	Air Intake Hose (John Deere)	1	
30	95220919	Hose Clamp (John Deere)	1	
-	95426359	Hose Clamp (Cummins)	1	
31	59418573	Nut	4	5/16-18 x 1.25

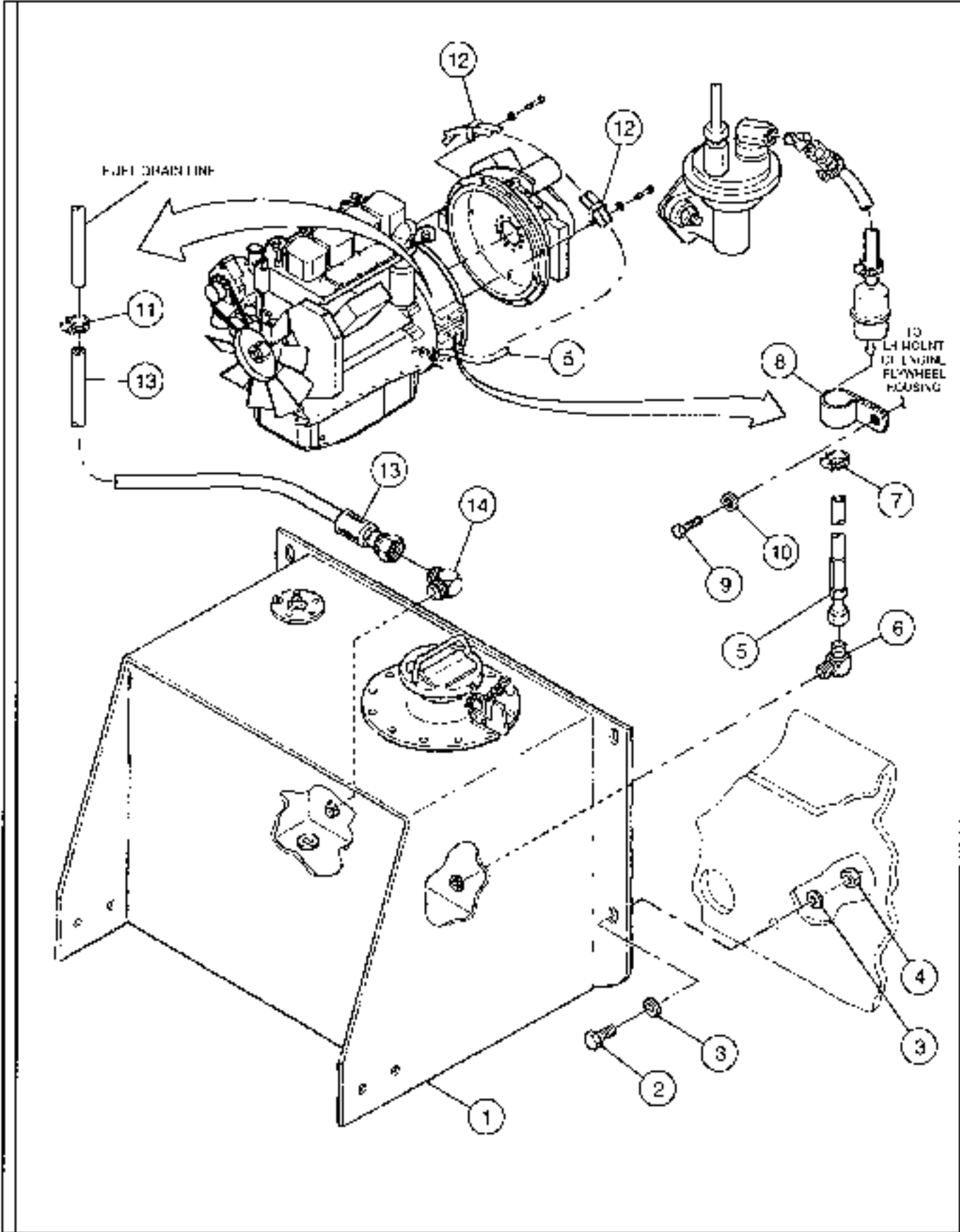
AIR CLEANER (59988048) - INTERNAL BREAKDOWN



AIR CLEANER (59988048) - INTERNAL BREAKDOWN

ITEM	COMPLNO.	DESCRIPTION	QTY	DIMENSIONS/NOTES
1	N.S.S.	Body	1	
2	59971366	Element, Air Cleaner Filter	1	
3	50938935	Bolt	1	
4	50938943	Clamp	1	
5	50938950	Baffle	1	
6	59346437	Cup	1	
7	N.S.S.	Marking	1	
8	50938976	Cap	1	

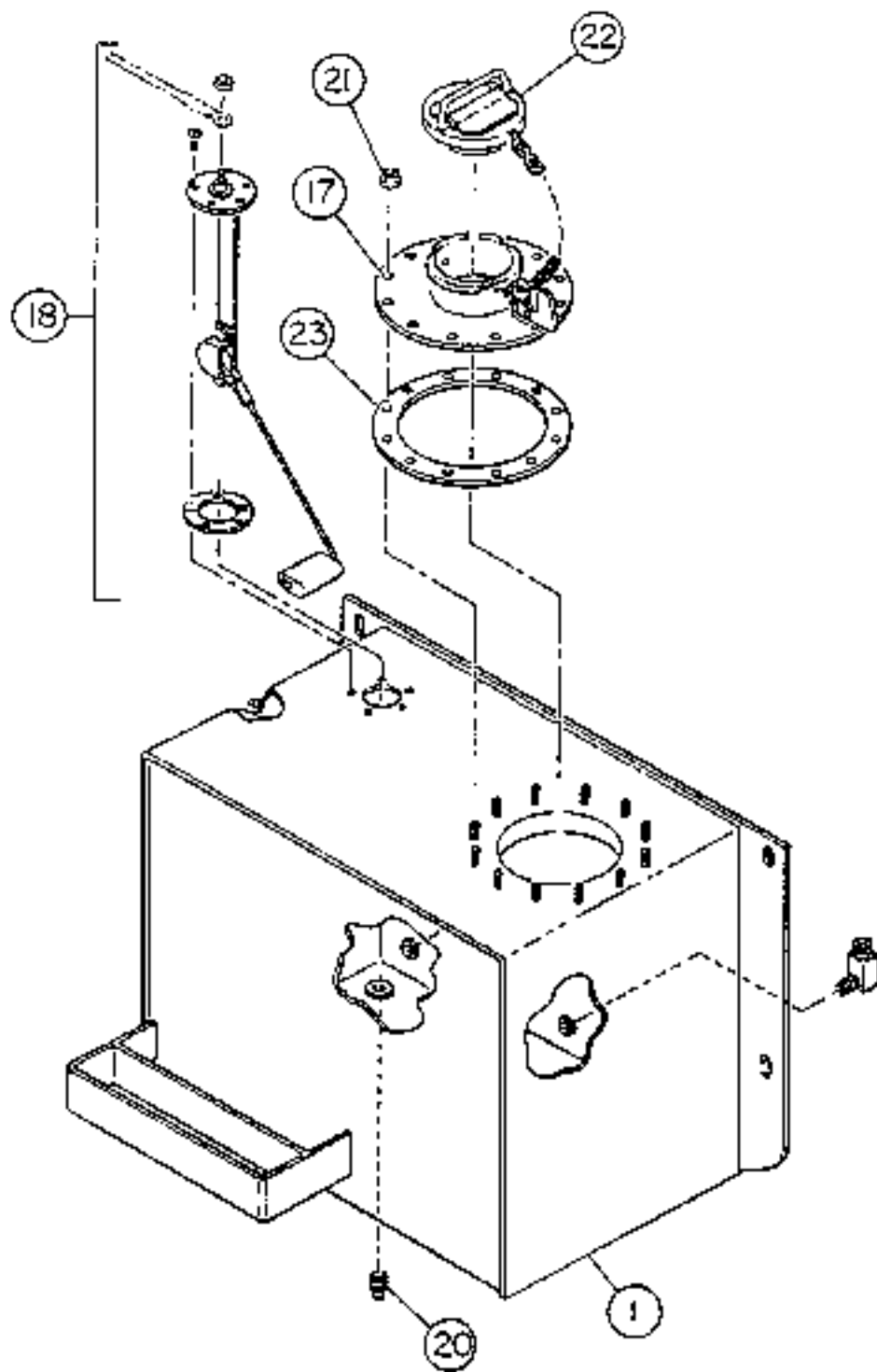
FUEL TANK INSTALLATION



FUEL TANK INSTALLATION

ITEM	COMM. NO.	DESCRIPTION	QTY	DIMENSIONS/NOTES
1	58972993	Fuel Tank Assembly	1	See Section C.9.4
-	59413708	Fuel Tank Assembly (Prior to S/N 6162)		
2	95919585	H.H.C.S.	4	1/2-13 x 1.75
3	59539569	Washer Hard	8	
4	95923348	Locknut	4	1/2-13
5	58926973	Hose Assembly (Cummins)	1	
-	58926973	Hose Assembly (John Deere)	1	
-	58841669	Adapter (John Deere)	1	
-	58811597	Fuel Pump Inlet Adapter (John Deere)	1	
-	50274299	Hose Clamp (John Deere)	2	
6	95209094	Elbow (Effective with S/N 151542)	1	
-	59903104	Adapter (Prior to S/N 151542)	1	
7	59363259	Hose Clamp	1	
8	95378873	Clamp Hose	1	
9	96701495	H.H.C.S.	1	M12 x 25mm
10	96738596	Hardened Washer	1	M12
11	50274299	Hose Clamp	1	
12	95396776	Hose Clamp	2	
13	59049122	Hose Assembly (Cummins) (Effective with S/N 161881)	1	
-	59098780	Hose Assembly (Cummins) (Effective with S/N 151542 to S/N 161881)	1	92"
-	95378873	Hose Clamp (used with 59098780)	1	
-	58811647	Hose Assembly (Cummins) (Prior to S/N 151542)	1	
-	59451286	Hose Assembly (John Deere)	1	
-	59455899	Hose Fitting (used with 59451286, John Deere)	1	
-	58850876	Hose Fitting (used with 59451286, John Deere)	1	
14	95293403	Adapter	1	

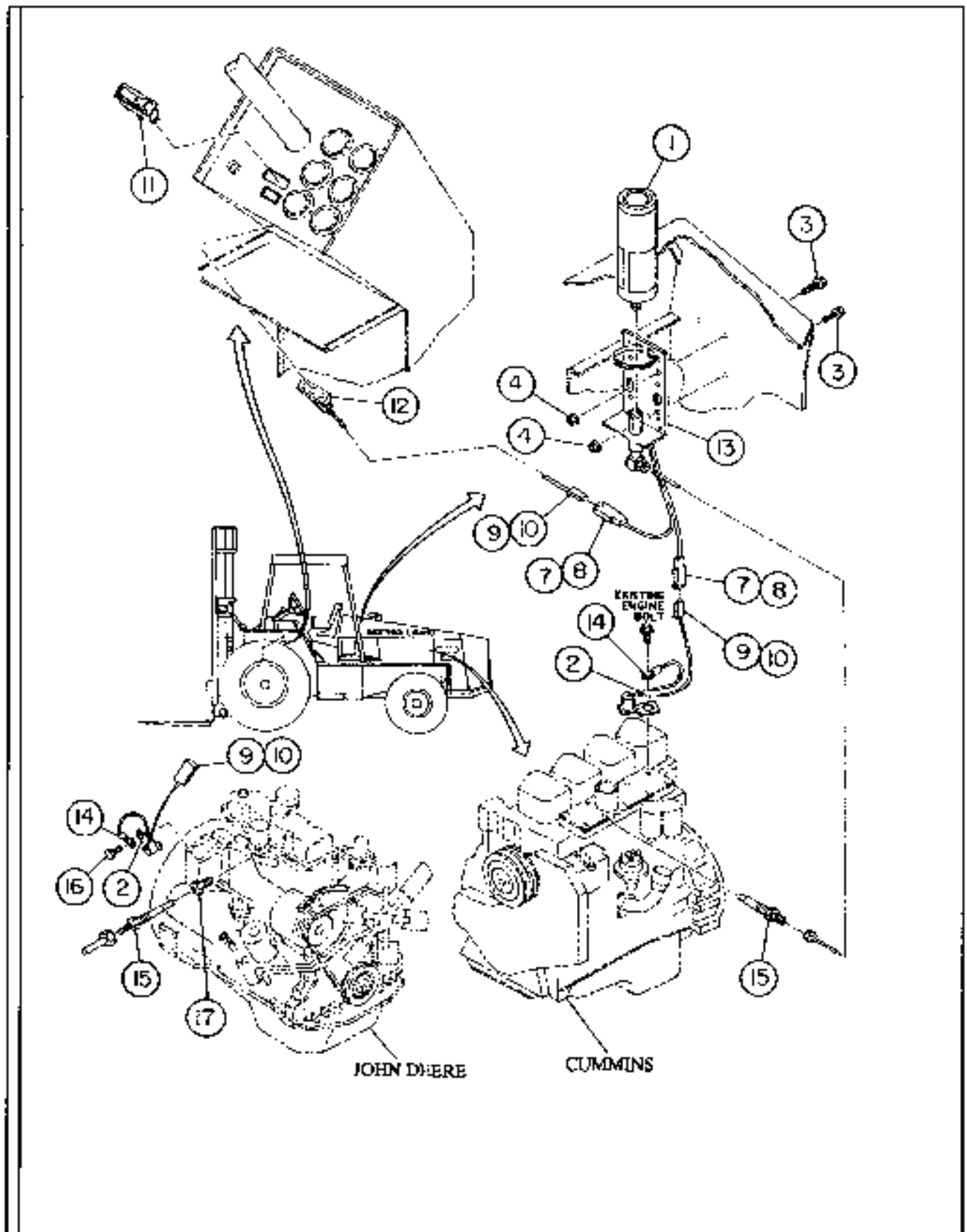
FUEL TANK ASSEMBLY



FUEL TANK ASSEMBLY

ITEM	COMM. NO.	DESCRIPTION	QTY	DIMENSIONS/NOTES
1	58972985	Fuel Tank	1	
17	59475111	Cleanout Cover	1	
-	59324392	Breather	1	
18	58812181	Fuel Sender	1	
20	95101010	Plug	1	1/4 NPT
21	59941682	Nut	12	1/4-20
22	59978858	Fuel Cap	1	
23	58884420	Gasket	1	

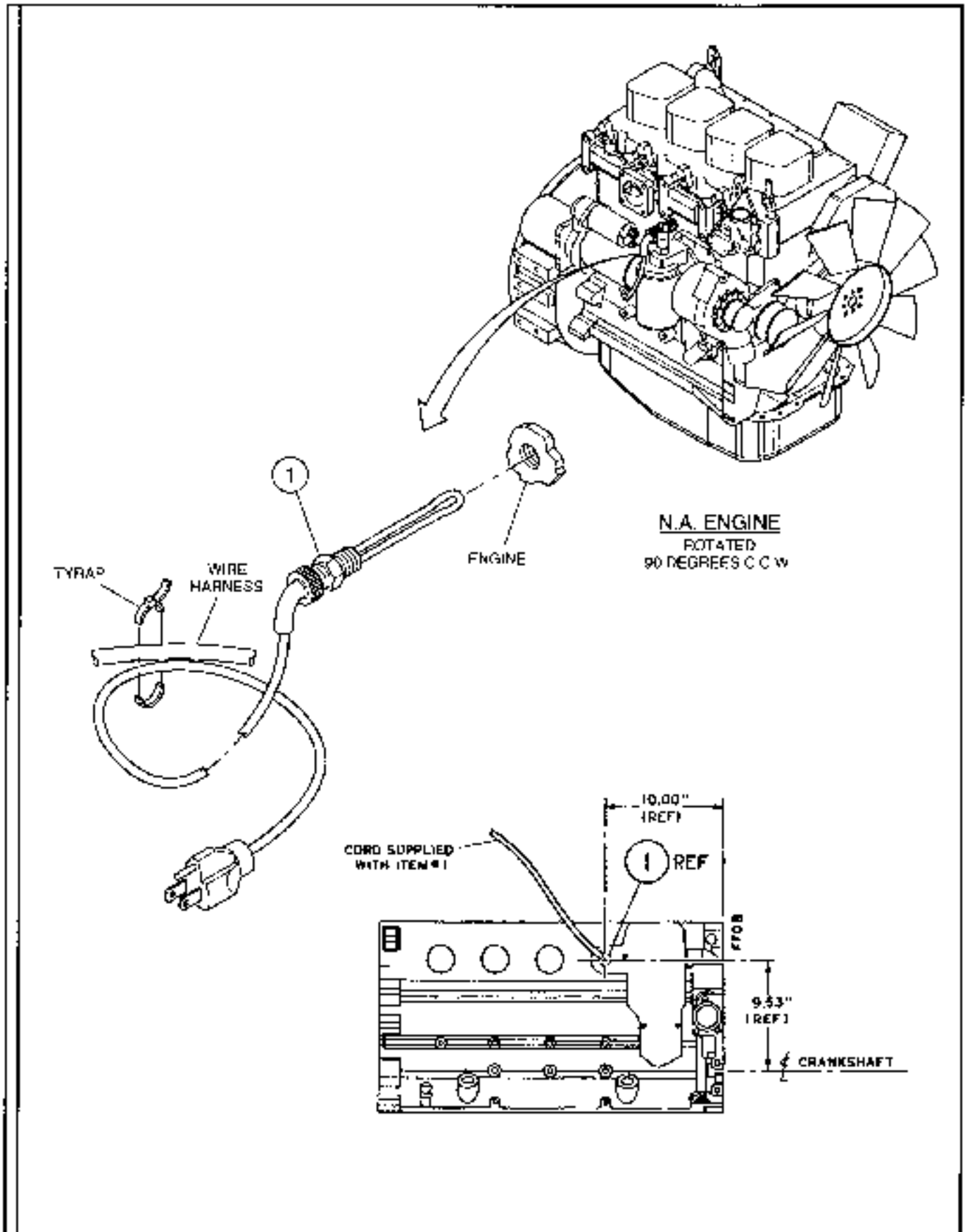
COLD START



COLD START

ITEM	COMM. NO.	DESCRIPTION	QTY	DIMENSIONS/NOTES
1	59866970	Fiber Cylinder	1	24oz.
2	59352476	Thermo Switch	1	
3	59965962	Lock Bolt	3	1/4 - 20 x .75
4	59941682	Lock Nut	3	1/4 - 20
7	59583294	Connector	2	
8	59366971	Terminal, Male	2	
9	59583302	Connector	2	
10	59401232	Terminal, Female	2	
11	59121772	Switch	1	
12	58814526	Harness	1	
13	59398925	Starting Kit	1	
14	58754433	Ring Terminal	1	
15	58811845	Atomizer(J.D. Only)	1	
-	59352542	Atomizer(Cummins Only)	1	

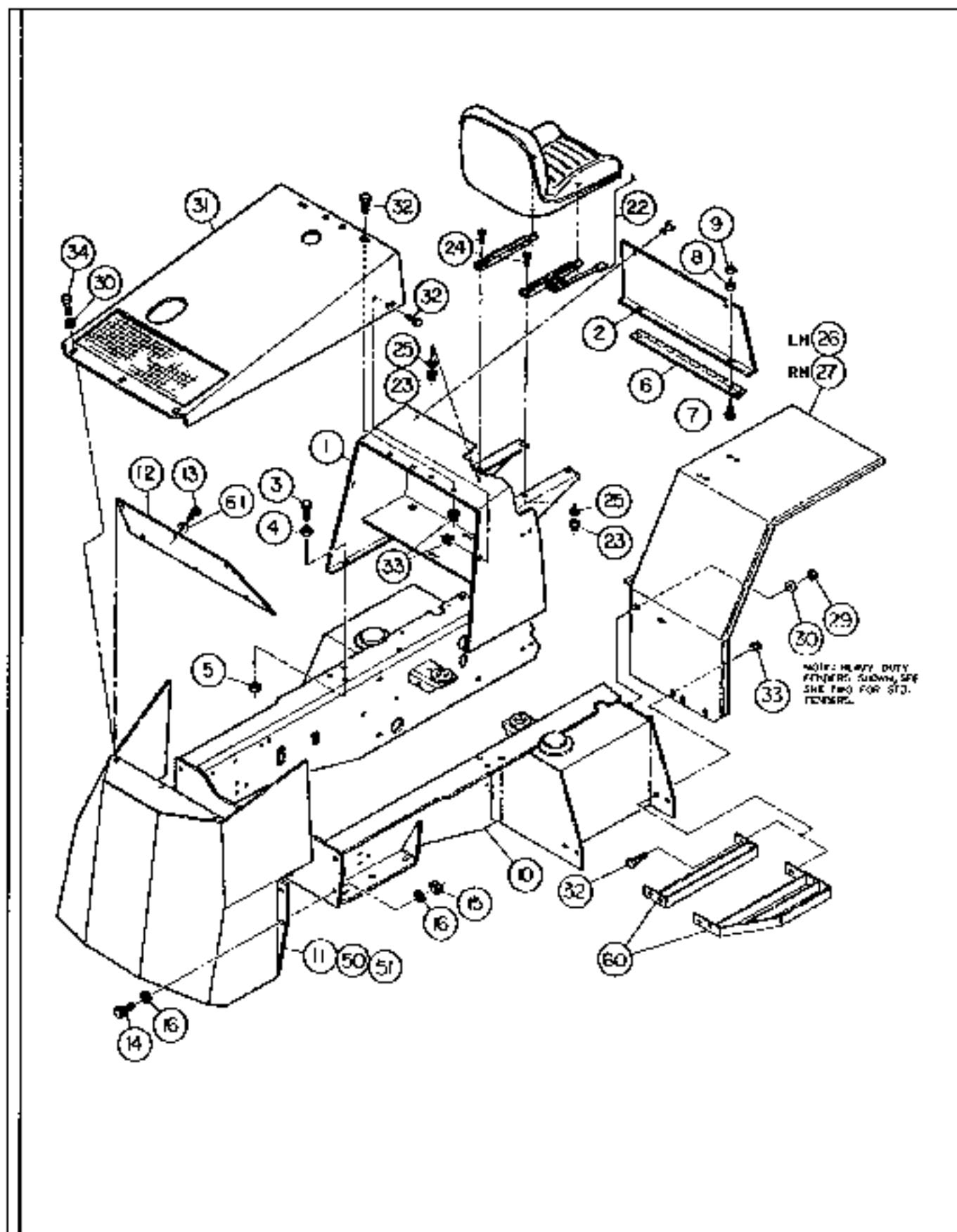
ENGINE BLOCK HEATER (OPTIONAL)



ENGINE BLOCK HEATER (OPTIONAL)

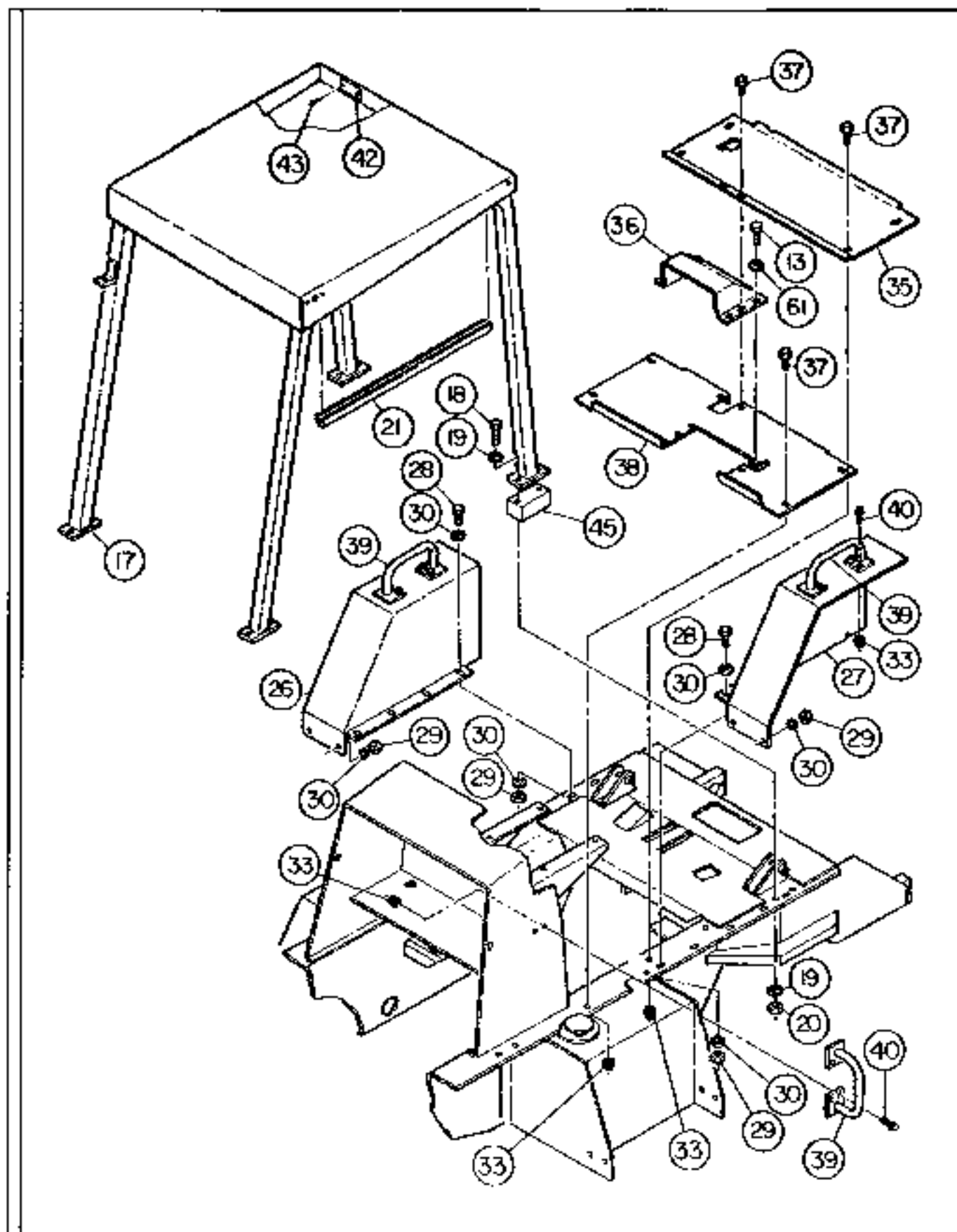
ITEM	COMM. NO.	DESCRIPTION	QTY	DIMENSIONS/NOTES
		<small>BOM 1911144</small>		
1	59118521	Block Heater (Cummins)	1	
-	59352609	-Heater Cord (Cummins)	1	
-	58842055	Block Heater (John Deere)	1	

PLATFORM, SHEET METAL, AND COUNTERWEIGHT ASSEMBLY - SHEET 1 OF 2



PLATFORM, SHEET METAL, AND COUNTERWEIGHT ASSEMBLY - SHEET 1 OF 2

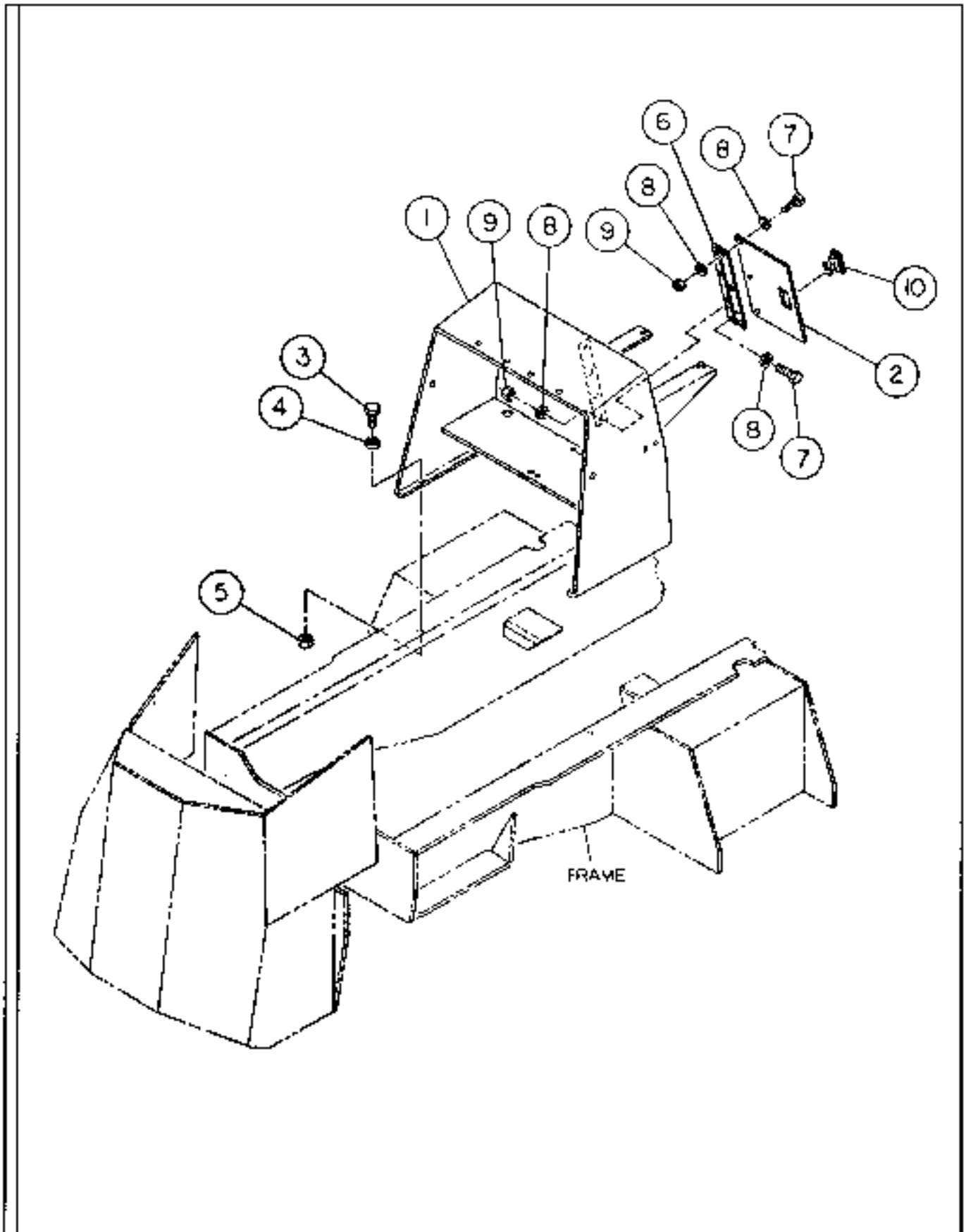
ITEM	COMM. NO.	DESCRIPTION	QTY	DIMENSIONS/NOTES
1	59128447	Seat Support	1	
2	59139204	Access Door	1	
3	95919585	Bolt	4	1/2-13 x 1.75"
4	95922258	Washer	4	1/2
5	95923148	Lock Nut	4	1/2-13
6	59139220	Hinge	1	
7	95571725	H.H.C.S.	7	1/4-20 x 0.75"
8	95922324	Washer	14	1/4
9	95923298	Lock Nut	7	1/4-20
10	59413195	Main Frame	1	
11	59413815	Counterweight	1	
12	58827791	Counterweight Cover	1	
13	95919767	H.H.C.S.	6	1/4-20 x .75"
14	95920047	H.H.C.S.	4	3/4-10 x 2.25"
15	59327890	Hex Nut	4	3/4-10
16	59544213	Washer	8	3/4
22	58963596	Seat Assembly (2-Pieces)	1	
-	58827189	Seat Assembly (1-Piece)	1	See Section 1.2
23	59918573	Lock Nut	4	5/16-18
24	95920427	Cap Screw	4	5/16-18 x .875"
25	95922365	Flat Washer	4	5/16
26	58961475	L.H. Fender (Effective with S/N 6162)	1	
27	58961509	R.H. Fender (Effective with S/N 6162)	1	
29	59327841	Hex Nut	8	
30	95922233	Flat Washer	3	3/8
31	59251561	Hood (Effective with S/N 151542)	1	
-	59417048	Hood (Prior to S/N 151542)	1	
32	59680983	Lock Screw	4	3/8-16 x 1.0"
33	59807941	Lock Nut	4	3/8-16
34	95919221	Bolt	1	3/8-16 x 1.0"
50	58856741	Plate (705G ANSI)	1	
-	58856766	Plate (706G ANSI)	1	
-	58856782	Plate (708G ANSI)	1	
51	58856758	Punchings (705G)	1	
-	58856774	Punchings (706G)	1	
-	58856790	Punchings (708G)	1	
60	59209643	Step (Effective with S/N 159643)	2	
-	58964404	Step (Prior to S/N 159643)	2	
61	95922324	Flat Washer	6	1/4



PLATFORM, SHEET METAL AND COUNTERWEIGHT ASSEMBLY - SHEET 2 OF 2

ITEM	COMM.NO.	DESCRIPTION	QTY	DIMENSIONS/NOTES
13	59965962	Bolt	8	1/4-20 x 0.75"
17	59202606	Overhead Guard (Effective with S/N 161628)	1	
-	59413807	Overhead Guard (Prior to S/N 161628)	1	
18	95919593	H.H.C.S.	8	1/2-13 x 2.0"
-	95919684	H.H.C.S. (Canopy Block Option Only) (Effective w/ S/N 6162)	8	1/2-13 x 5.0"
19	59539569	Hard Washer	16	
20	95923348	Locknut	8	1/2-13
21	58827130	Trim	2	
26	59416339	L. H. Fender	1	
27	59416347	R.H. Fender	1	
28	95430534	Bolt	8	
-	95919239	H.H.C.S. (Effective w/ S/N 6162)	8	3/8-16 x 1.25"
-	59327841	Hex Nut (Effective w/ S/N 6162)	10	
30	95922233	Flatwasher	20	
33	59807941	Lock Nut (Effective w/ S/N 6162)	24	
35	58811159	Deck Plate	1	
36	59093963	Trans Cover (Effective with S/N 151610)	1	
36	58811183	Trans Cover (Prior to S/N 151610)	1	
37	59922153	Lockscrew	8	
38	59093955	Deck Plate, Rear (Effective with S/N 151610)	1	
-	58811290	Deck Plate (4WD) (Prior to S/N 151610)	1	
-	58811167	Deck Plate (2WD)	1	
39	58827262	Handle	4	
40	59680983	Lock Screw	16	
42	58841966	Nameplate, Overhead Guard	1	
43	59010173	Screw	2	#4 x 0.250"
-	59416289	Mast Bracket Assembly	1	

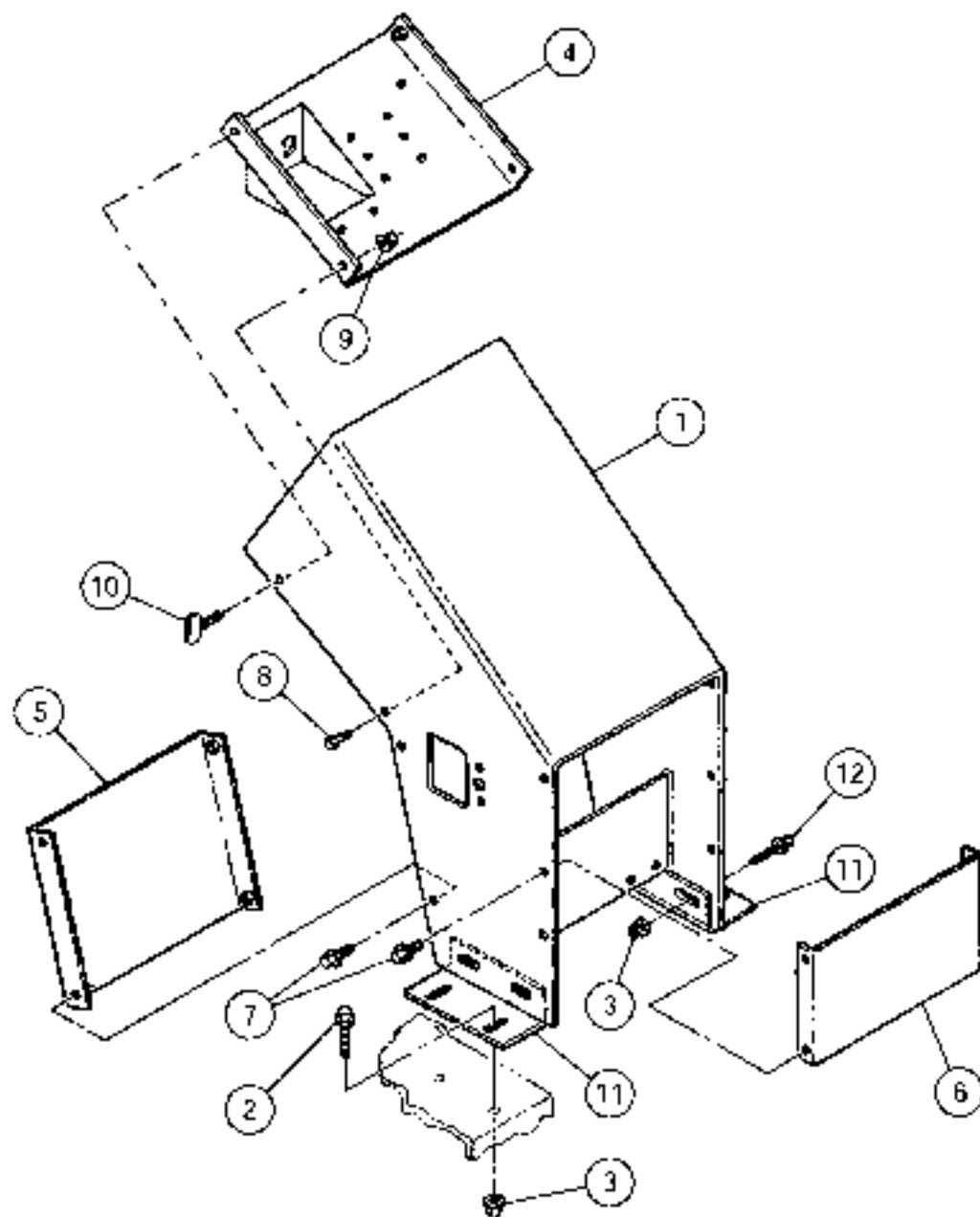
SEAT SUPPORT



SEAT SUPPORT

ITEM	COMPL. NO.	DESCRIPTION	QTY	DIMENSIONS/NOTES
1	59128447	Seat Support	1	
2	59139204	Access Door	1	
3	95919585	H.H.C.S.	4	1/2-13 x 1.75"
4	95922258	Flatwasher	4	1/2
5	95923348	Locknut	4	1/2-13
6	59139220	Hinge	1	
7	95571725	H.H.C.S.	7	1/4-20 x 0.75"
8	95922324	Flatwasher	14	1/4
9	95923298	Locknut	7	1/4-20
10	59811364	Latch	1	

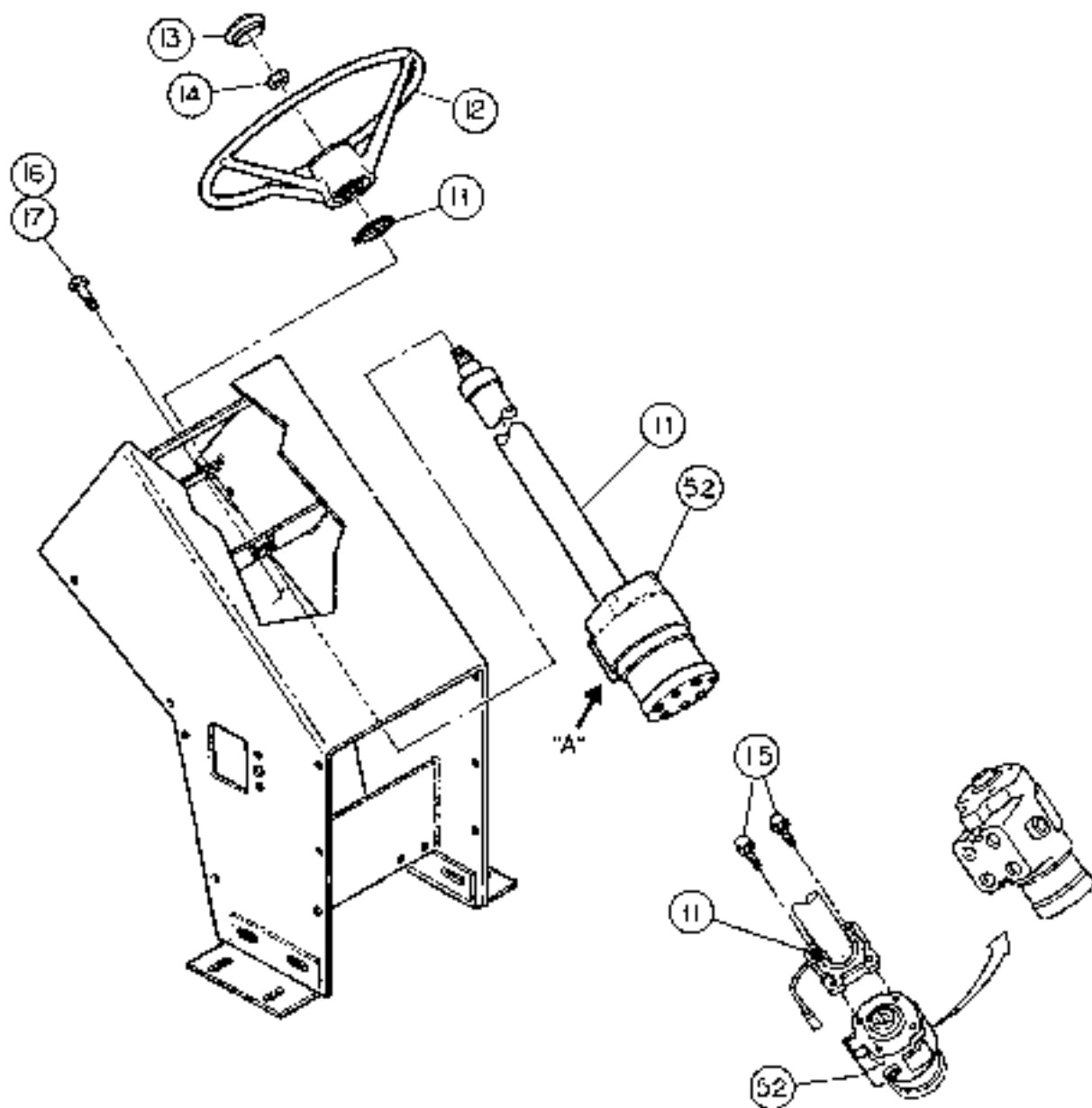
CONSOLE INSTALLATION



CONSOLE INSTALLATION

ITEM	COMM. NO.	DESCRIPTION	QTY	DIMENSIONS/NOTES
1	59248328	Console (Effective with S/N 142873)	1	
-	59000620	Console (Prior to S/N 142873)		
2	59764514	Lock Screw	4	1/2-13 x 1.5"
3	59726414	Lock Nut	8	1/2-13
4	59127076	Upper Access Door	1	
5	59417519	Access Door	1	
6	59417527	Front Access Door	1	
7	59998146	Lock Screw	8	1/4-20 x 0.50"
8	95453916	S.H.C.S.	2	5/16 D. x 3/8 (Shoulder)
9	95923298	Locknut	2	1/4-20
10	95460127	Thumb Screw	2	3/8-16 x 1"
11	59000596	Console Foot	2	
12	59848424	Lock Screw	4	1/2-13 x 1"

CONSOLE AND CONTROLS - SHEET 1 OF 2

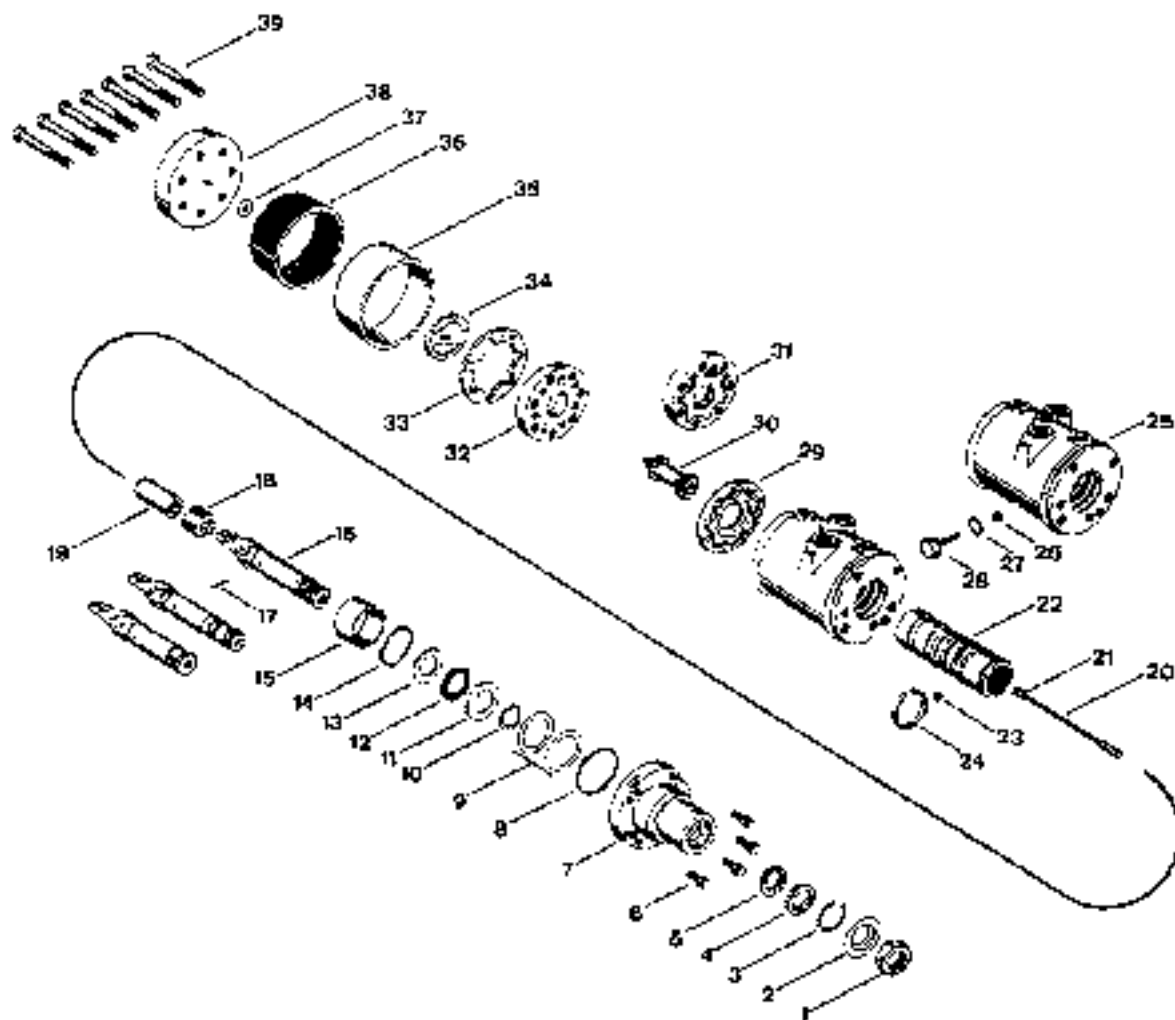


VIEW "A"
FROM BELOW CONSOLE

CONSOLE AND CONTROLS - SHEET 1 OF 2

ITEM	COMM.NO.	DESCRIPTION	QTY	DIMENSIONS/NOTES
		BOM 59416503*		
11	59151522	Column (Effective with SN 152063) valve 59988311	1	
-	59001560	Steering w/Column (Effective SN 142051 to 152063, Including SN141983, 141985, 142008,and142009)	1	
52	59988311	Steering Valve (Prior to SN 142051, Except SN 141983, 141985, 142008,and142009)	1	
12	58858564	Steering Wheel (Effective with SN 152063)	1	
-	59455709	Steering Wheel (Prior to SN 152063)	1	
13	59128900	Steering Wheel Cap (Effective with SN 152063)	1	
-	59773770	Steering Wheel Cap (Prior to SN 152063)	1	
14	59461368	Nut (Steering Wheel to Column)	1	
15	95921961	12 Pt. Screw	2	3/8-16 x 0.75"
16	95919254	H.H.C.S.	2	3/8-16 x 1.5"
17	95922373	Flat Washer	1	3/8

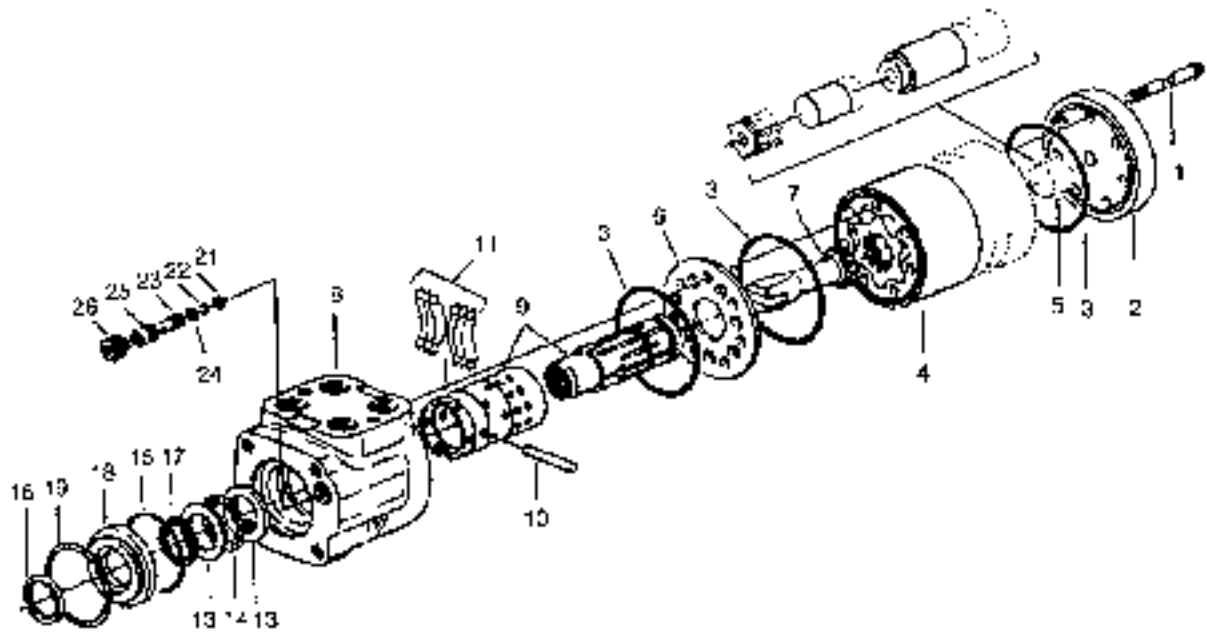
STEERING PUMP (59001560) - INTERNAL BREAKDOWN



STEERING PUMP (59001560) - INTERNAL BREAKDOWN

ITEM	COMM. NO.	DESCRIPTION	QTY	DIMENSIONS/NOTES
1	59059055	Wheel Nut	1	
-	59059063	Seal Kit (Includes Items 2, 4 and 5)	1	
3	59059071	Snap Ring	1	5975 2634
6	59059089	Screw	4	
7	59059097	Upper Cover	1	
8	59059105	Seal	1	
9	59088989	Skim Kit	1	
10	59059121	Snap Ring	1	
11	59059139	Thrust Washer	1	
12	59059147	Thrust Bearing	1	
13	59059154	Thrust Washer	1	
14	59059162	Spring Bearing	1	
15	59059170	Spacer Washer	1	
16	59059188	Wheel Mount Shaft	1	
-	59088997	Pinhole Washer	1	
17	59059196	Needle Roller	1	
18	59059204	Drive Ring	1	
19	59089078	Spacer	1	
20	59089052	Torsion Bar	1	
21	N.S.S.	Needle Roller	1	
22	N.S.S.	Spur	1	
23	59059212	Ball	1	5/16
24	59059220	Spring	1	
25	59059238	Housing Assembly	1	
26	59059246	Ball	1	1/4
27	N.S.S.	O-Ring	1	
28	59059253	Plug Assembly (includes 27)	1	
29	59059261	Spacer	1	
30	59089060	Drive Link	1	
31	59089003	Rotor Set	1	
32	59059279	Manifold	1	
33	59059287	Commutator Assembly (includes 34)	1	
34	N.S.S.	Commutator	1	
35	59089011	Seal Retainer	1	
36	59089029	Seal	1	
37	59059295	Washer	1	
38	59059303	End Cover	1	
39	59089045	Bolts	7	

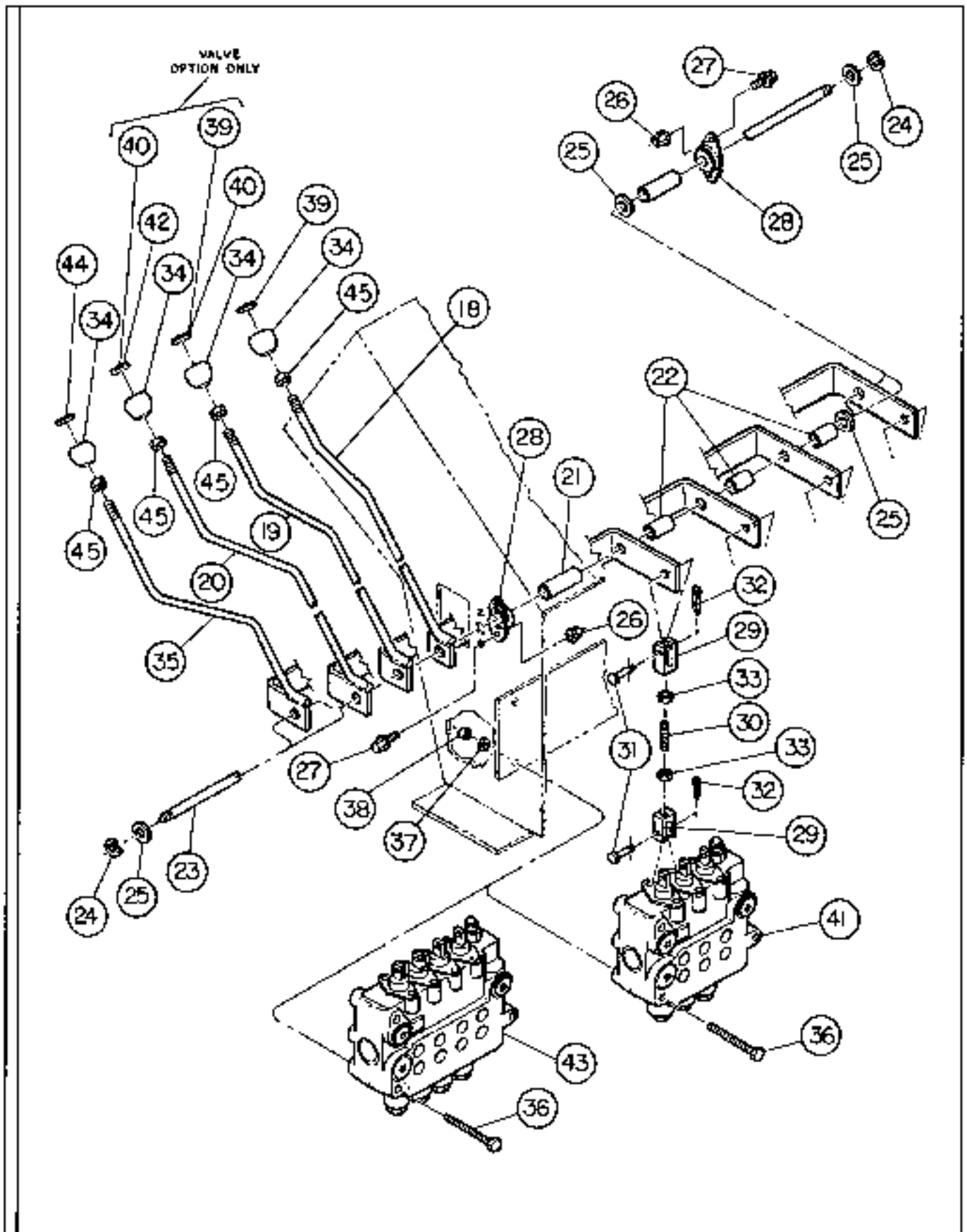
STEERING VALVE (5908311) - INTERNAL BREAKDOWN



STEERING VALVE (59088311) - INTERNAL BREAKDOWN

ITEM	COMM. NO.	DESCRIPTION	QTY	DIMENSIONS/NOTES
1	59088153	Cap Screw	7	
2	59088179	End Cap	1	
3	59088187	Seal	3	5mm
4	59088146	Gerotor	1	
5	59088361	Spacer	3	
6	13066105	Spacer Plate	1	
7	59088195	Drive	1	
8	N.S.S.	Housing	1	
9	N.S.S.	Control Sleeve	1	
-	N.S.S.	Control Spool	1	
10	59088211	Centering Pin	1	
11	N.S.S.	Centering Spring	6	
12	59088229	Bearing Race	2	
14	59088237	Needle Thrust Bearing	1	
15	59088245	Seal	1	2mm
16	59088252	Seal	1	25mm
17	59088260	Quad Ring Seal	1	5mm
-	59088385	Low Input Torque Seal	1	
18	59088278	Seal Gland Bushing	1	
19	59088286	Retaining Ring	1	
21	59088294	Check Ball Retainer	1	
22	59088302	Check Ball	1	
23	59088310	Check Ball Seat	1	
24	59088328	Seal	1	7mm
25	59088336	Seal	1	3mm
26	59088344	Set Screw	1	
-	59088344	Needle Bearing Kit	1	
-	13066255	Seal Kit (Includes Items 3, 15, 16, 17, 24 and 25)	1	
-	59088369	Piston Seal Kit (Includes Items 3, 15, 16, 17, 24 and 25)	1	
-	59088372	Seal Kit with Low Input Torque Seal (Includes Items 3, 15, 16, 17, 24 and 25)	1	

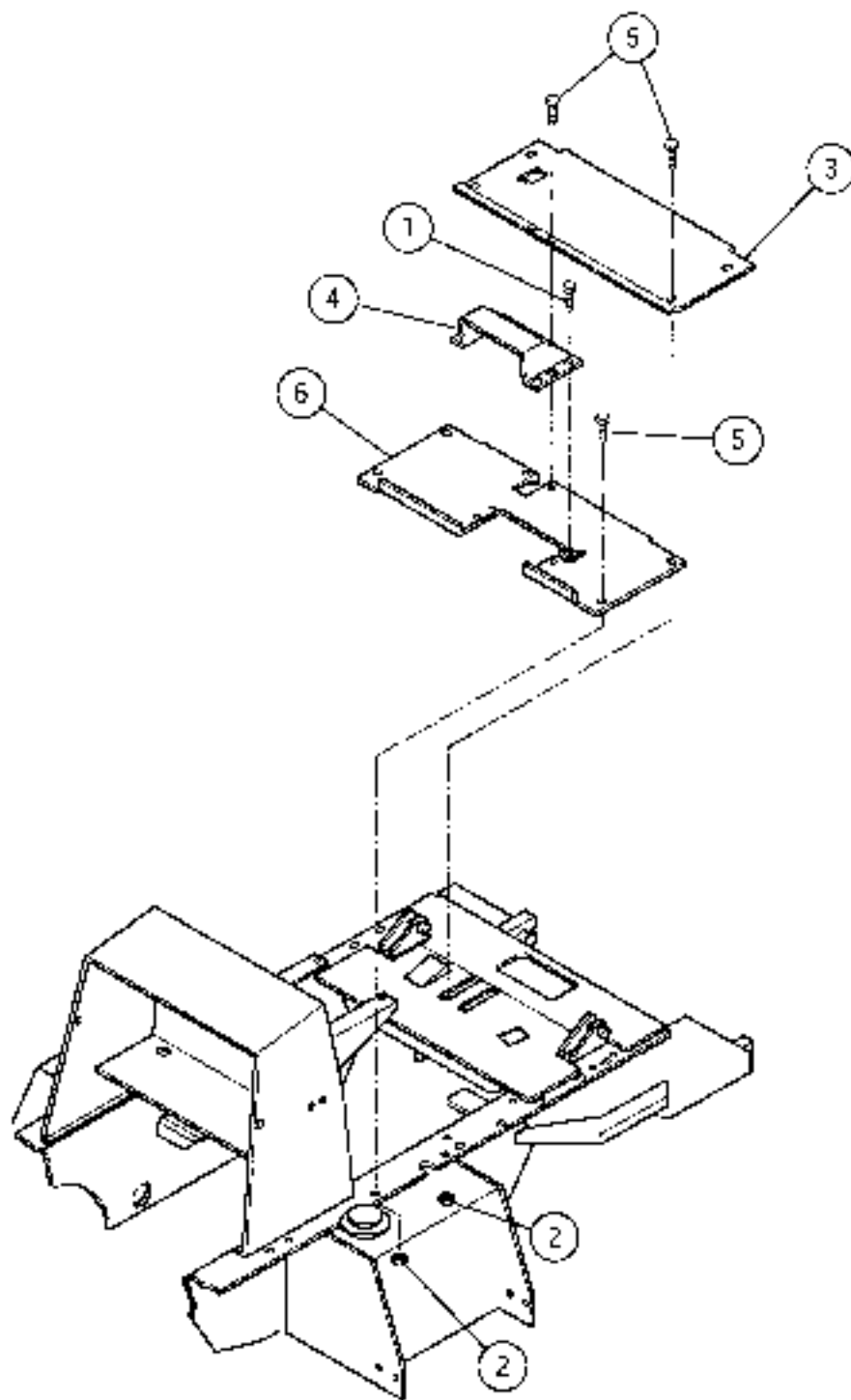
CONSOLE AND CONTROLS - SHEET 2 OF 2



CONSOLE AND CONTROLS - SHEET 2 OF 2

ITEM	COMM.NO.	DESCRIPTION	QTY	DIMENSIONS/NOTES
18	59416230	Lift Handle	1	
19	59416248	Tilt Handle	1	
20	59416255	Side Shift Handle	1	
21	59416206	Long Spacer	1	
22	59416214	Short Spacer	3	
24	95223269	Snap Ring	2	
25	95922399	Flat Washer	A/R	1/2
26	95923298	Lock Nut	4	1/4-20
27	59965962	Bolt	4	
28	59417170	Flange Bearing	2	1/2
29	59417071	Clevis	6	
30	95923488	Stud	3	
31	59584482	Clevis Pin	6	
32	95924023	Cotter Pin	6	
33	95923058	Jam Nut	6	1/4-28
34	59340117	Knob	3	
23	58841818	Pivot Bar (3-Section Valve Only)	1	
-	59416222	Pivot Bar (4-Section Valve Only)	1	
25	95922399	Flat Washer (4-Section Valve Only)	A/R	
29	59417071	Clevis (4-Section Valve Only)	2	
30	59417089	Threaded Rod (4-Section Valve Only)	1	
31	59584482	Clevis Pin (4-Section Valve Only)	2	
32	95924023	Cotter Pin (4-Section Valve Only)	2	3/32 x 0.75"
33	95923058	Jam Nut (4-Section Valve Only)	2	1/4-28
34	59340117	Knob (4-Section Valve Only)	1	
35	59416263	Auxiliary Handle (4-Section Valve Only)	1	
36	95920625	U.I.C.S.	3	5/16-18 x 4.0"
37	59565028	Hardened Flat Washer	3	5/16
38	59327833	Nut	3	5/16-18
39	59377630	Lift Inlay	1	
40	59377622	Tilt Inlay	1	
41	59397646	3-Section Hydraulic Valve	1	
-	58898081	-Seal Kit	1	
42	59377614	Three-Spool Side Shift Inlay	1	
-	59377614	Four-Spool Side Shift Inlay	1	
43	59397638	4-Section Hydraulic Valve	1	
-	58898081	-Seal Kit	1	
44	59377663	Blank Inlay	1	
45	95922993	Jam Nut	2	1/2-13

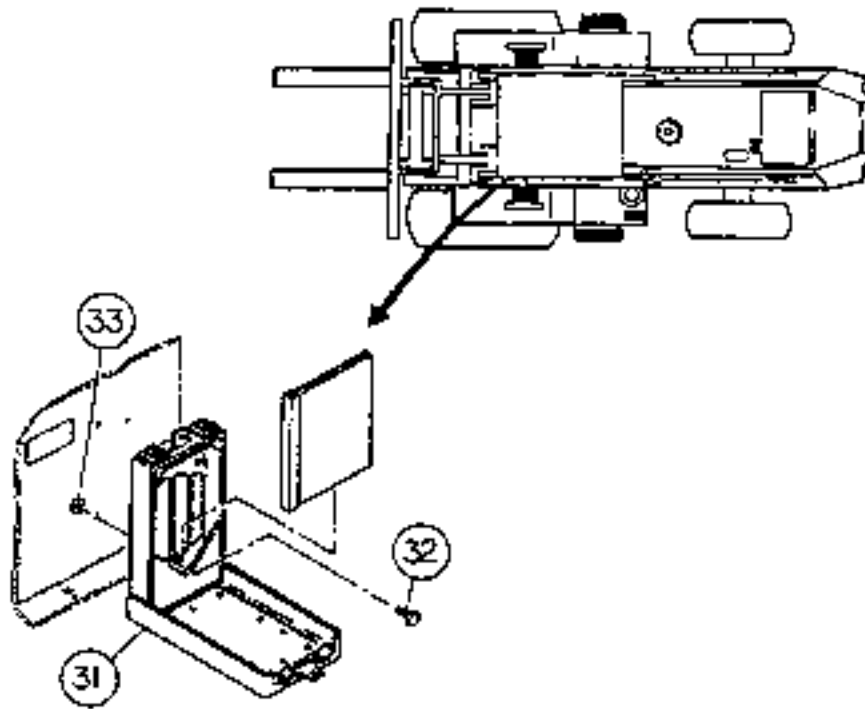
DECK INSTALLATION



DECK INSTALLATION

ITEM	COMM. NO.	DESCRIPTION	QTY	DIMENSIONS/NOTES
1	59965962	Lock Screw	8	1/4-20 x 0.75"
2	59807944	Lock Nut	8	3/8-16
3	58811159	Deck Plate	1	
4	59093963	Transmission Cover Plate	1	
5	59922153	Lock Screw	8	3/8-16 x 1.25"
6	59093955	Rear Deck Plate	1	

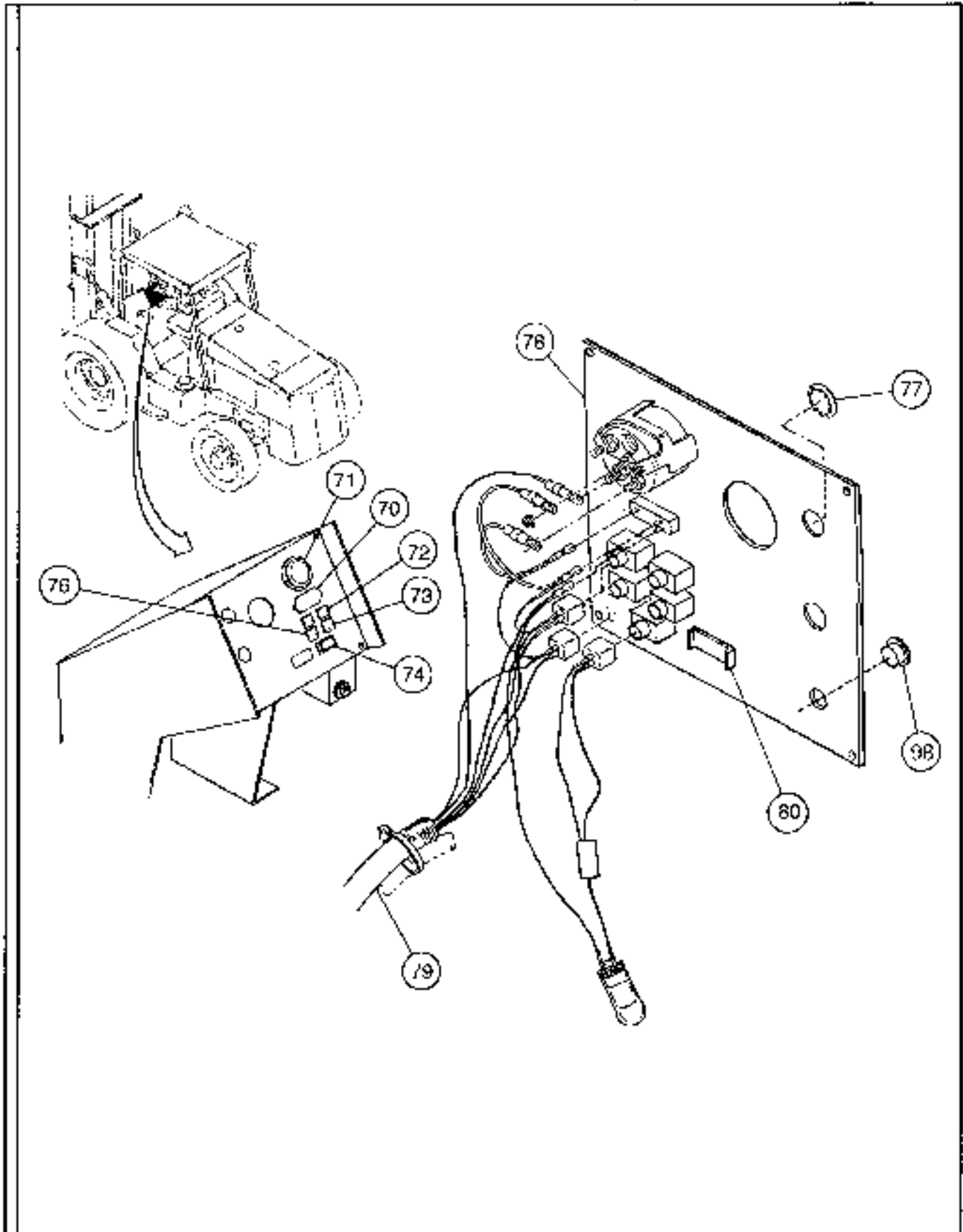
MANUAL POUCH INSTALLATION



MANUAL POUCH INSTALLATION

ITEM	COMM.NO.	DESCRIPTION	QTY	DIMENSIONS/NOTES
31	59491332	Information Case	1	
-	59496182	-Manual Case	1	
-	59153379	-Decal; Operators Manual	1	
32	59998146	Lock Screw	4	1/4-20 x 0.50"
33	59941682	Lock Nut	4	1/4-20 WhizNut

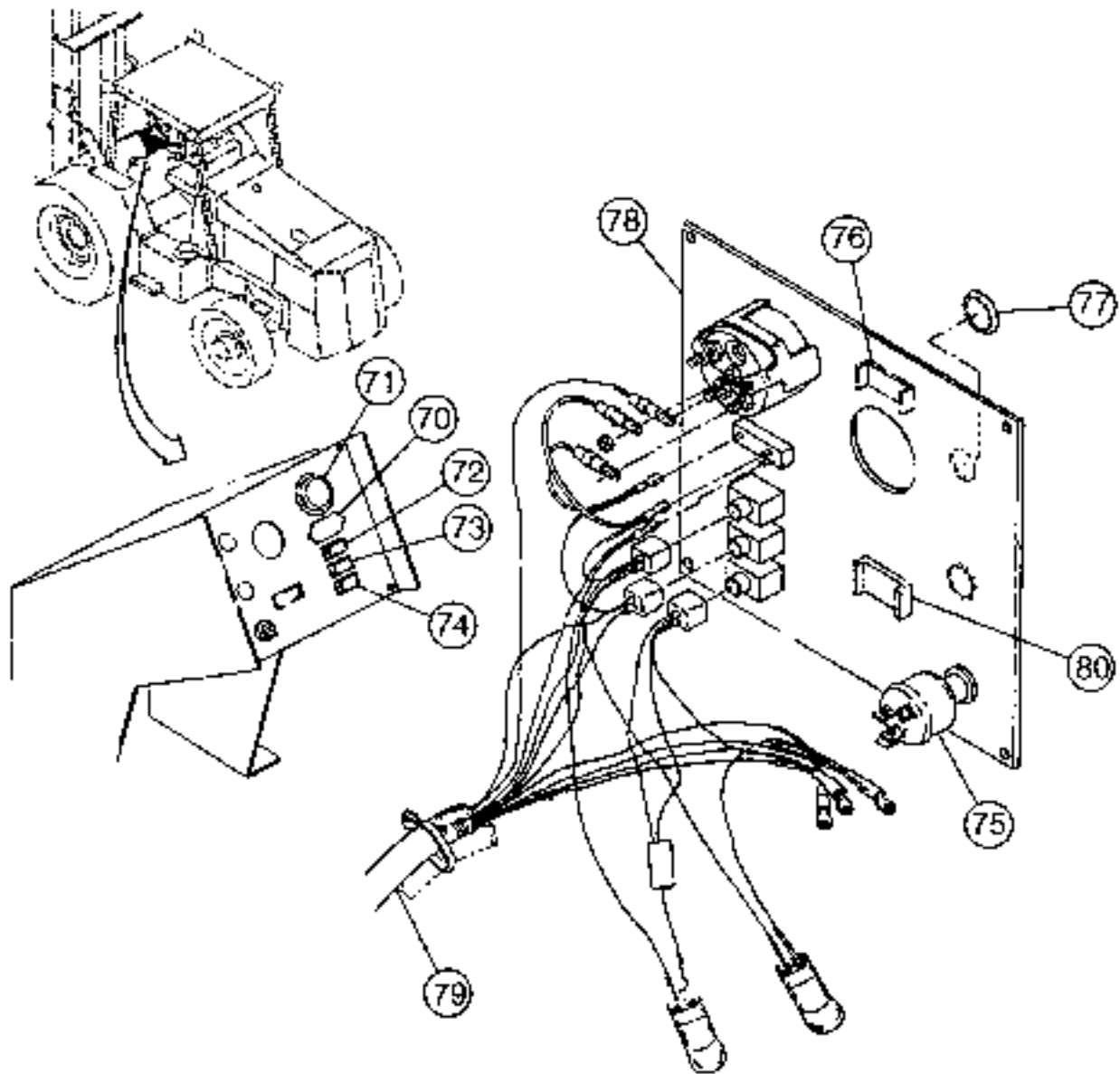
STANDARD INSTRUMENT PANEL INSTALLATION
(EFFECTIVE WITH S/N 151542)



STANDARD INSTRUMENT PANEL INSTALLATION
(EFFECTIVE WITH S/N 151542)

ITEM	COMM. NO.	DESCRIPTION	QTY	DIMENSIONS/NOTES
70	59165001	Hour Meter	1	
71	59731281	Fuel Gauge	1	
72	58788837	Engine Temperature Light	1	
73	58788829	Oil Pressure Light	1	
74	58788811	Alternator Indicator Light	1	
		<i>NOTE:</i>		
		<i>Ignition Switch effective with S/N 151542 is located on the Main Wiring Harness. Section E</i>		
76	59417493	Blank Light	1	
77	59876201	Head Plug	1	
78	59125682	Panel (Effective with S/N 150063)	1	
-	59109405	Panel (Prior to S/N 150063)	1	
79	59126920	Wiring Harness (Effective with S/N 151551)	1	
-	59082800	Wiring Harness (Effective with S/N 147302 to S/N 151551)	1	
80	58835398	ether Plug	1	
98	59325696	Hole Plug	1	

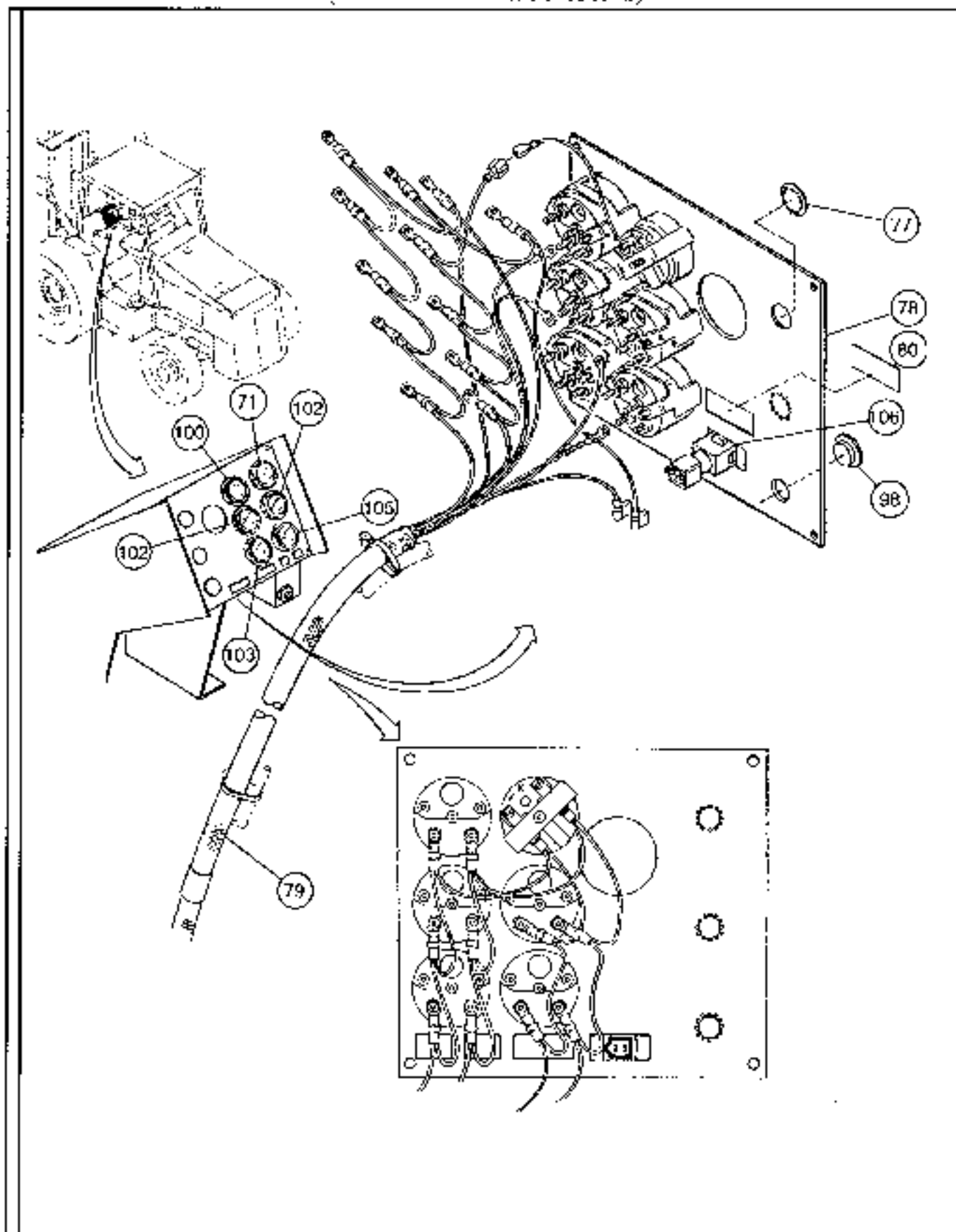
STANDARD INSTRUMENT PANEL INSTALLATION
(PRIOR TO S/N 151542)



**STANDARD INSTRUMENT PANEL INSTALLATION
(PRIOR TO S/N 151542)**

ITEM	COMM.NO.	DESCRIPTION	QTY	DIMENSIONS/NOTES
70	59165001	Hour Meter (Effective With S/N 147302)	1	
-	59082826	Hour Meter (Prior To S/N 147302)	1	
71	59731281	Fuel Gauge	1	
72	58788837	Engine Temperature Light	1	
73	58788829	Oil Pressure Light	1	
74	58788811	Alternator Indicator Light	1	
75	59680140	Ignition Switch	1	
-	59502518	-Ignition Key	1	
76	59417493	Blank Light	1	
77	59876201	Head Plug	1	
78	59109405	Panel (Effective With S/N 149494)	1	
-	59083394	Panel (Prior To S/N 148624)	1	
79	59082800	Gauge Wiring Harness (Effective with S/N 147302)	1	
-	58807405	Gauge Wiring Harness (Prior to S/N 147302)	1	
80	58835398	Ether Plug	1	

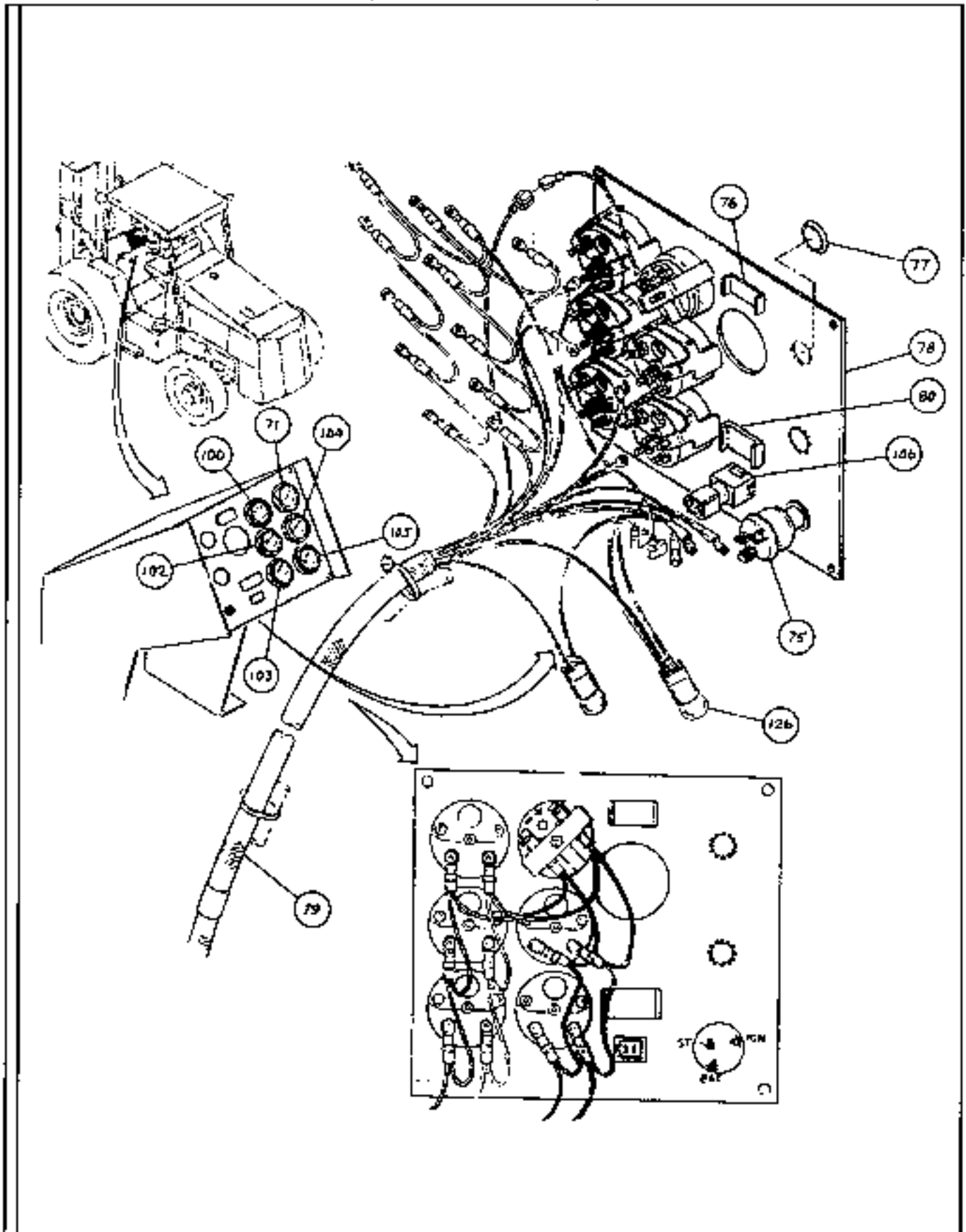
OPTIONAL INSTRUMENT PANEL INSTALLATION
(EFFECTIVE WITH S/N 151542)



OPTIONAL INSTRUMENT PANEL INSTALLATION
(EFFECTIVE WITH S/N 151542)

ITEM	COMM. NO.	DESCRIPTION	QTY	DIMENSIONS/NOTES
71	59731281	Fuel Gauge	1	
77	59876201	Head Plug	2	
78	59125690	Panel (Effective with S/N 160924)	1	
-	59083394	Panel (Prior to S/N 160924)	1	
79	59126938	Gauge Harness (Effective with S/N 158640)	1	
-	58807413	Gauge Harness (Prior to S/N 158640)	1	
98	58835398	Plug	1	
100	59443416	Hourmeter, Round	1	
-	58996349	Hourmeter, Rectangular/Digital	1	
102	59455469	Gauge, Oil Pressure	1	
103	59816728	Gauge, Water	1	
104	59455303	Gauge, Transmission Temperature	1	
105	59816736	Voltmeter	1	
106	58788894	Indicator Light	1	
113	58835331	Gauge Harness (Not Shown)	1	

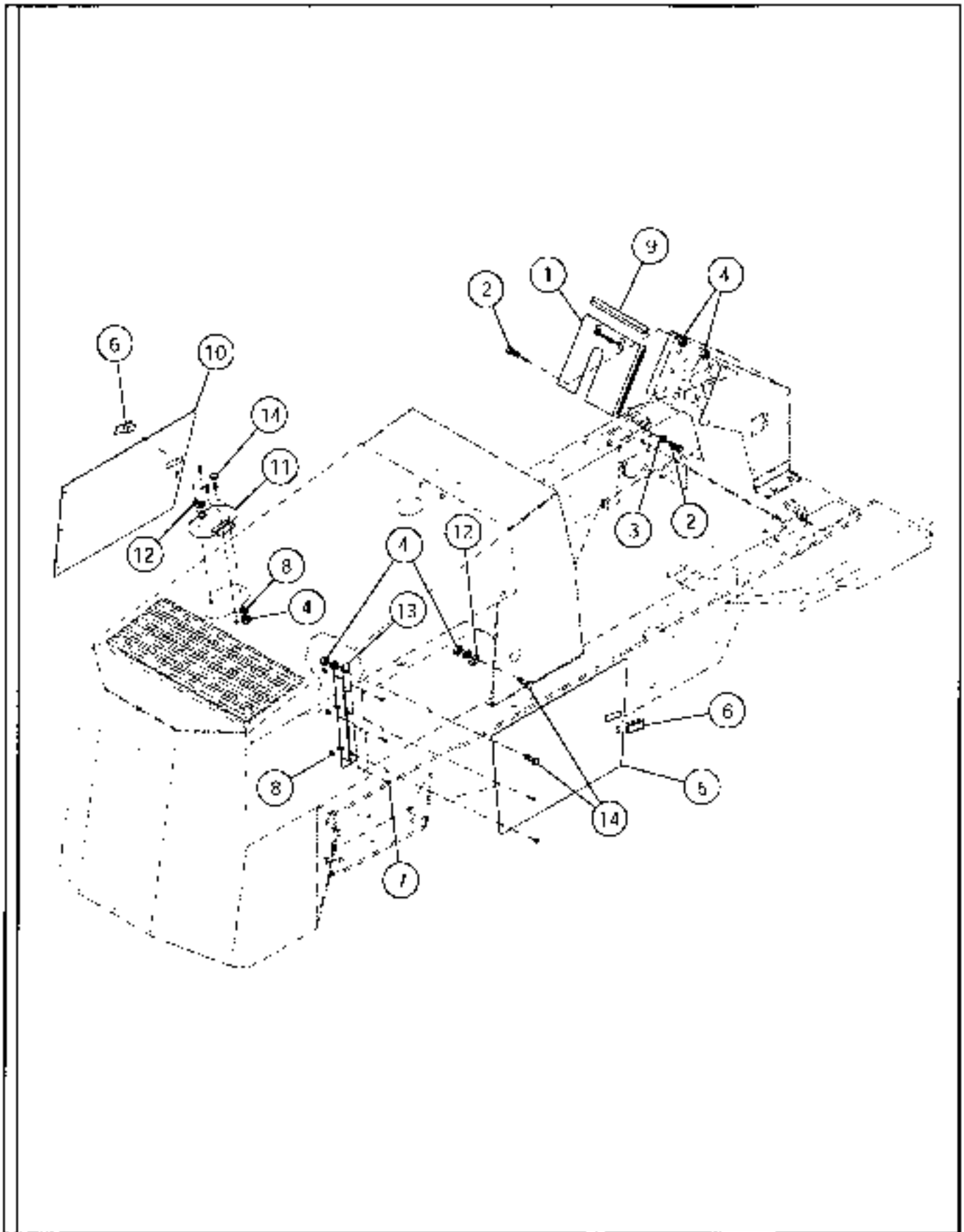
OPTIONAL INSTRUMENT PANEL INSTALLATION
(PRIOR TO SN 151542)



OPTIONAL INSTRUMENT PANEL INSTALLATION
(PRIOR TO S/N 151542)

ITEM	COMM. NO.	DESCRIPTION	QTY	DIMENSIONS/NOTES
71	59731281	Fuel Gauge	1	
75	59126946	Starter Switch (Effective with S/N 151545)	1	
-	58917261	-Ignition Key	1	
75	59680140	Starter Switch (Prior to S/N 151545)	1	
-	59502518	-Ignition Key	1	
76	59417493	Blank Light	1	
77	59876201	Head Plug	2	
78	58883570	Panel	1	
79	59126920	Gauge Harness (Effective with S/N 151551)	1	
-	59082800	Gauge Harness (Effective S/N 147302 to 151551)	1	
-	58807405	Gauge Harness (Prior to S/N 147302)	1	
80	58835398	Ether Plug	1	
100	59443416	Hourneter, Round	1	
-	58996349	Hourneter, Rectangular Digital	1	
102	59455469	Gauge, Oil Pressure	1	
103	59816728	Gauge, Water	1	
104	59455303	Gauge, Transmission Temperature	1	
105	59816736	Voltmeter	1	
106	58788894	Indicator Light	1	
126	59443945	Alternator Diode	2	

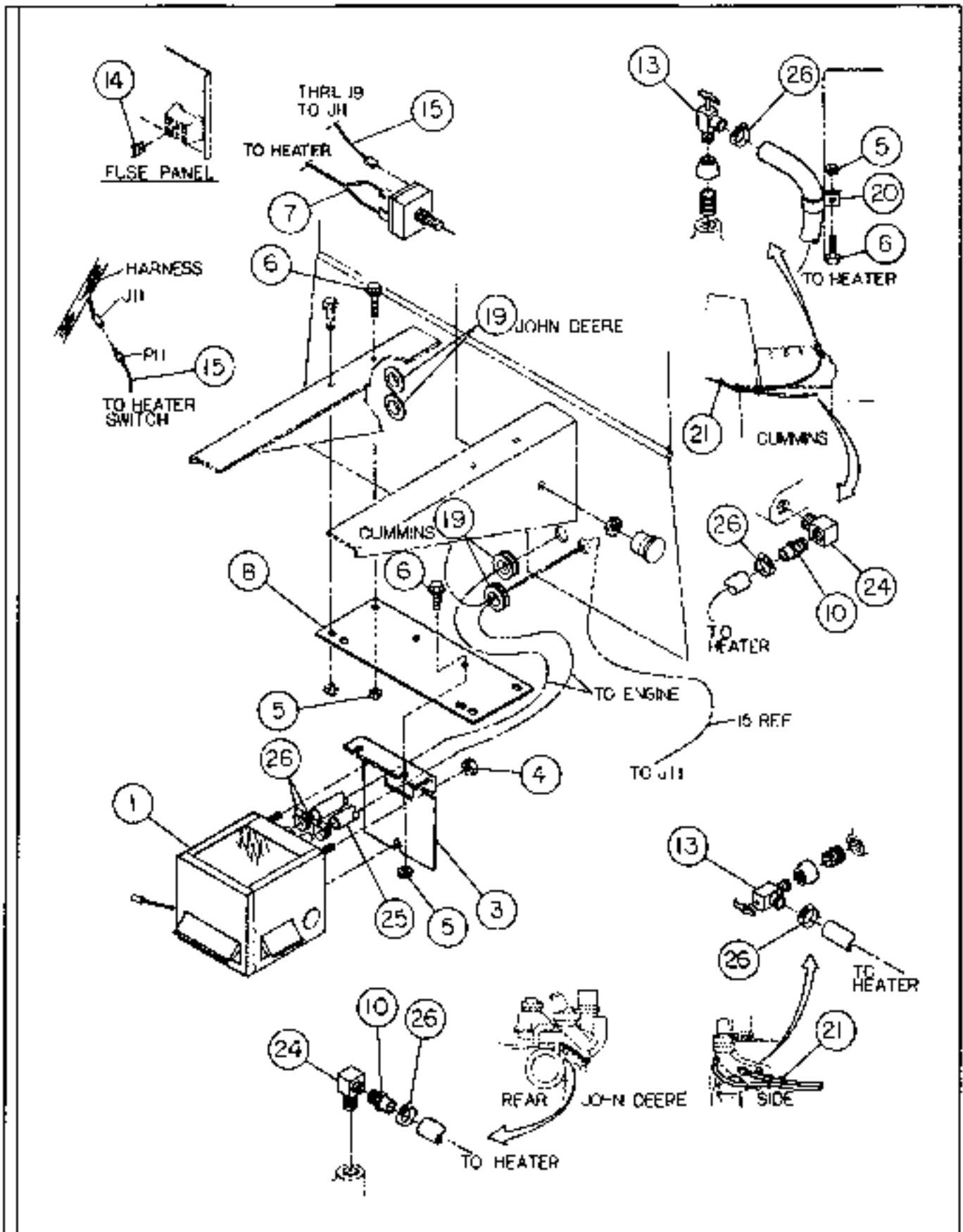
VANDAL PACKAGE



VANDAL PACKAGE

ITEM	COMM. NO.	DESCRIPTION	QTY	DIMENSIONS/NOTES
1	58883141	Vandal Cover	1	
2	95364030	Screw, Hex Socket Shoulder	2	3/8
3	95922233	Flatwasher	6	3/8
4	95923314	Locknut	19	5/16 - 18
5	59219238	Door (R.H.)	1	
6	59134676	Adjustable Latch	2	
7	59717702	Lock Screw	17	5/16 - 18 x 1.0"
8	95922365	Flatwasher	17	5/16
9	58883596	Seal Trim	1	11"
10	59219204	Door (L.H.)	1	
11	59418087	Radiator Cap	1	
12	59246728	Lock	3	
13	58883901	Hinge	2	

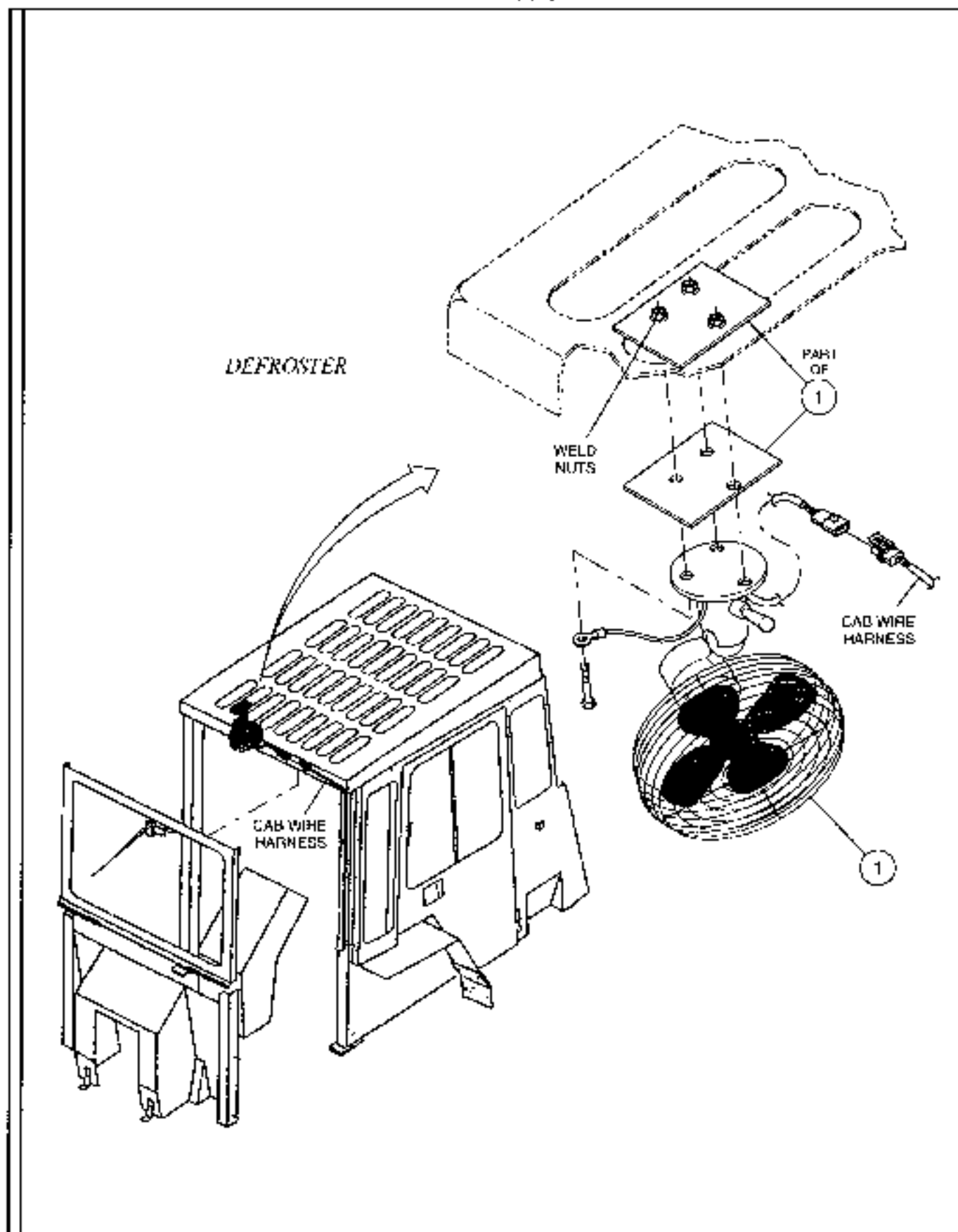
HEATER(OPTIONAL)



HEATER (OPTIONAL)

ITEM	COMM. NO.	DESCRIPTION	QTY	DIMENSIONS/NOTES
1	59119776	Heater	1	
3	59473595	Heater Bracket	1	
4	59918573	Lock Nut	3	5/16-18
5	59807941	Lock Nut	4	3/8-16
6	59680983	Lock Screw	4	3/8-16 x 1.0"
7	59125658	Wire Harness (Heater Fan)	1	
8	58883984	Mounting Plate	1	
10	95302311	Adapter	1	Adapter 1/2"-14 x 5/8"
13	59392795	Valve	1	
14	59325712	Fuse	1	
15	59093930	Wire Harness	1	
19	59704411	Grommet	2	
21	95373973	Cable Tie	4	
24	95221024	Adapter	1	
26	95090106	Worm Clamp	4	

DEFROSTER / REAR VIEW MIRROR / REAR WIPER (OPTIONAL)
SHEET 1 OF 2

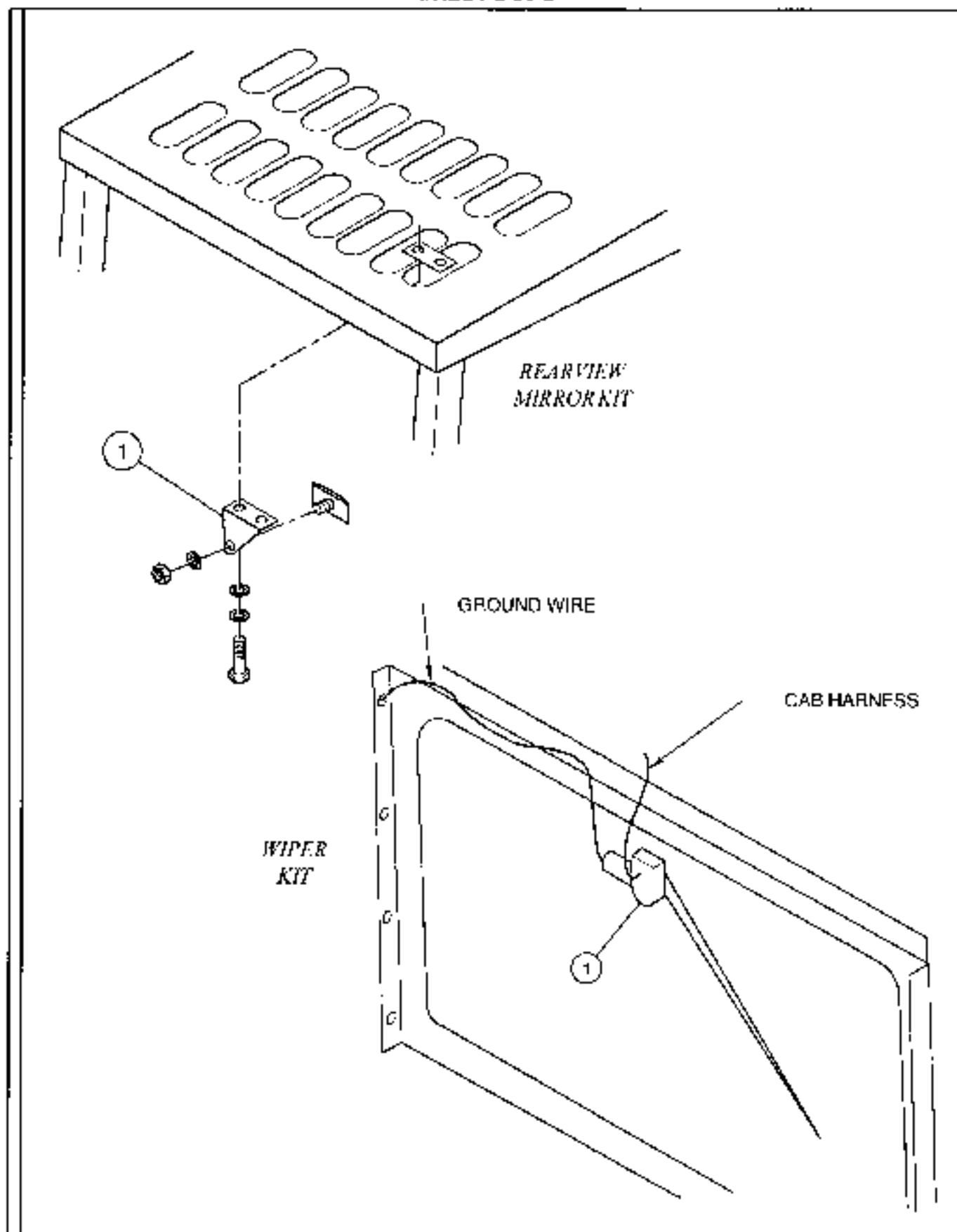


DEFROSTER / REAR VIEW MIRROR / REAR WIPER (OPTIONAL)

SHEET 1 OF 2

ITEM	COMM. NO.	DESCRIPTION	QTY	DIMENSIONS/NOTES
		<i>NOTE: Applicable to Defroster</i>		
1	59109595	Dash Fan	1	
-	95563045	-J.H.C.S.	3	#10-32 x 1.25"
-	59109629	-Backing Plate	1	
-	59109637	-Backing Plate	1	

DEFROSTER / REAR VIEW MIRROR / REAR WIPER (OPTIONAL)
SHEET 2 OF 2

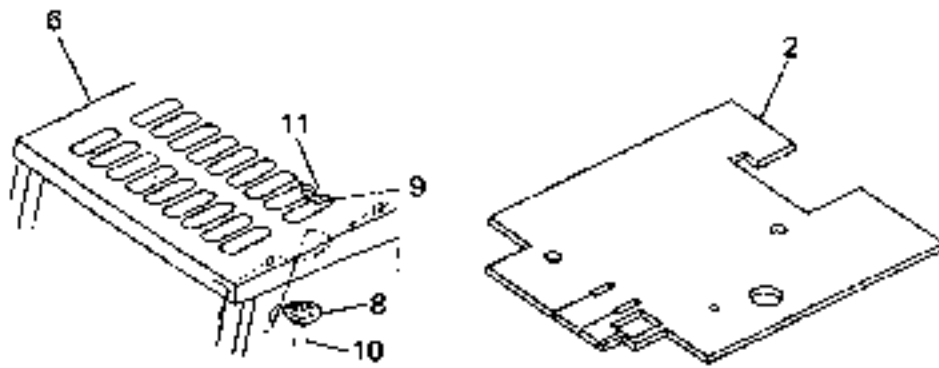


DEFROSTER / REAR VIEW MIRROR / REAR WIPER (OPTIONAL)

SHEET 2 OF 2

ITEM	COMM. NO.	DESCRIPTION	QTY	DIMENSIONS/NOTES
		<i>NOTE: Applicable to Rearview Mirror</i>		
1	58884057	Rearview Mirror Kit	1	
-	58969098	-Rectangular Mirror	1	
-	58969106	-Mirror Mounting Bracket	1	
-	58969114	-Mirror Bracket	1	
-	58969171	-H.I.L.C.S.	2	5/16-18 x 1.0
-	58969189	-Lockwasher	3	5/16
-	58969197	-Flatwasher	2	5/16
-	58969205	-Hex Nut	1	5/16
		<i>NOTE: Applicable to Wiper</i>		
1	58883257	Wiper Kit	1	
-	58969023	-Motor	1	12V 120"
-	58969031	-Wiper Arm	1	10" Adjustable
-	58969056	-Wiper Blade	1	14"
-	58969049	-Rear Wire Assembly	1	12"
-	N.S.S.	-Grommet, Rubber	1	11/16 ID x 13/16 OD
-	N.S.S.	-Grommet, Rubber	1	1/8 ID x 5/16 OD
-	58969122	-Pan Head Screw	1	#10-32 x 0.75
-	58969130	-Flatwasher	2	#10
-	58969155	-Lockwasher	1	#10
-	58969148	-Hex Nut	1	#10-32

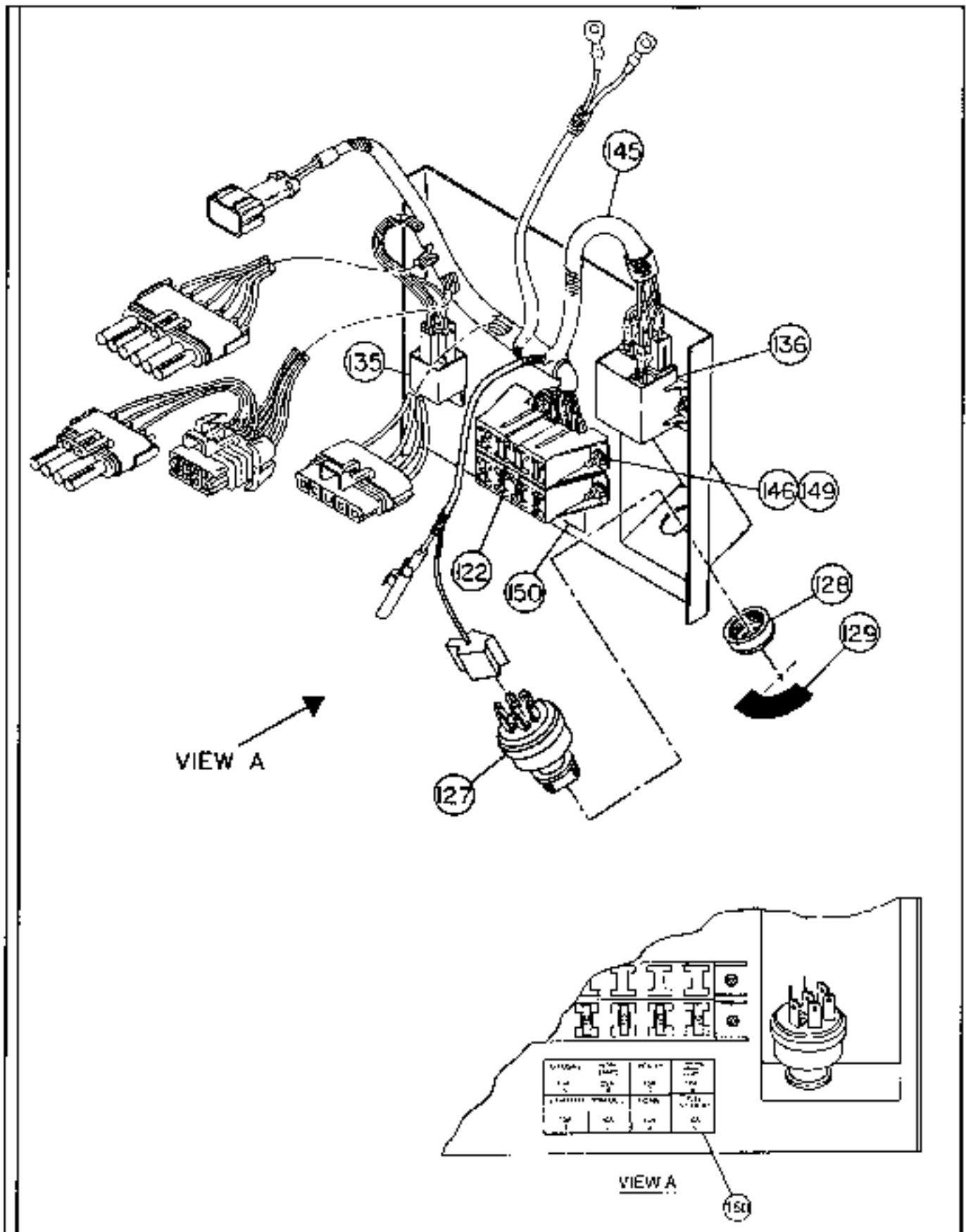
FLOORMAT AND DOME LIGHT



FLOORMAT AND DOME LIGHT

ITEM	COMM. NO.	DESCRIPTION	QTY	DIMENSIONS/NOTES
2	59156562	Floormat Kit	1	
6	58883273	Light	1	
8	58969007	-Dome light	1	
-	58969619	-12V Bulb	1	#141
9	58969015	-Dome light Bracket	1	
10	58969122	-Pan Head Screw	2	#10-32 x 0.75
11	58969148	-Hex Nut	2	#10-32

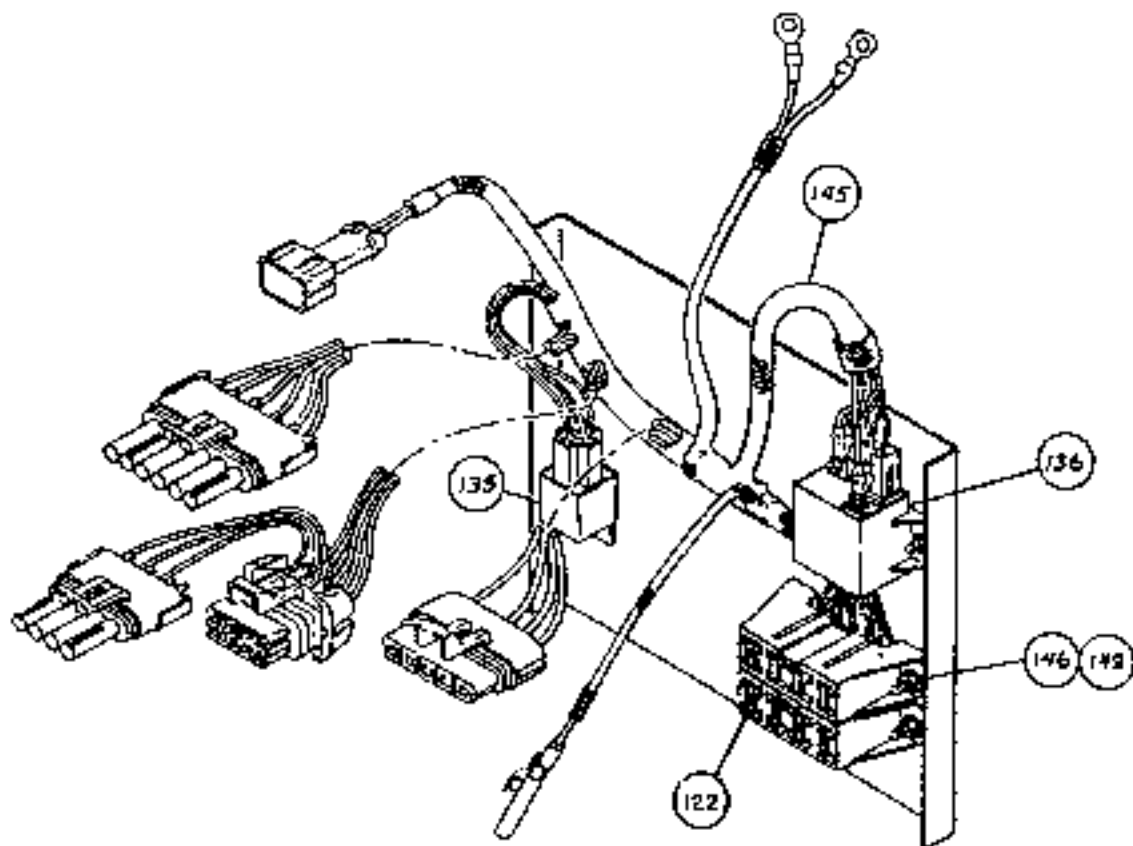
CHASSIS ELECTRICAL - MAIN HARNESS (EFFECTIVE WITH S/N 151542)



CHASSIS ELECTRICAL - MAIN HARNESS (EFFECTIVE WITH S/N 151542)

ITEM	COMM. NO.	DESCRIPTION	QTY	DIMENSIONS/NOTES
122	59325712	Fuse	5	
127	59126946	Ignition Switch	1	
-	58917261	-Ignition Key	1	
128	59126961	Nut, Ignition Switch	1	
129	59006205	Decal: Ignition Switch	1	
135	59818401	Relay	1	
136	59818393	Power Relay	1	
145	59127084	Power Harness (Effective with S/N 151545)	1	
-	58807397	Power Harness (Prior to S/N 151545)	1	
146	95923421	Lock Nut	7	#10-32
149	59480996	Lock Screw	7	#10-32 x 0.75"
150	59087387	Decal: Fuse	1	

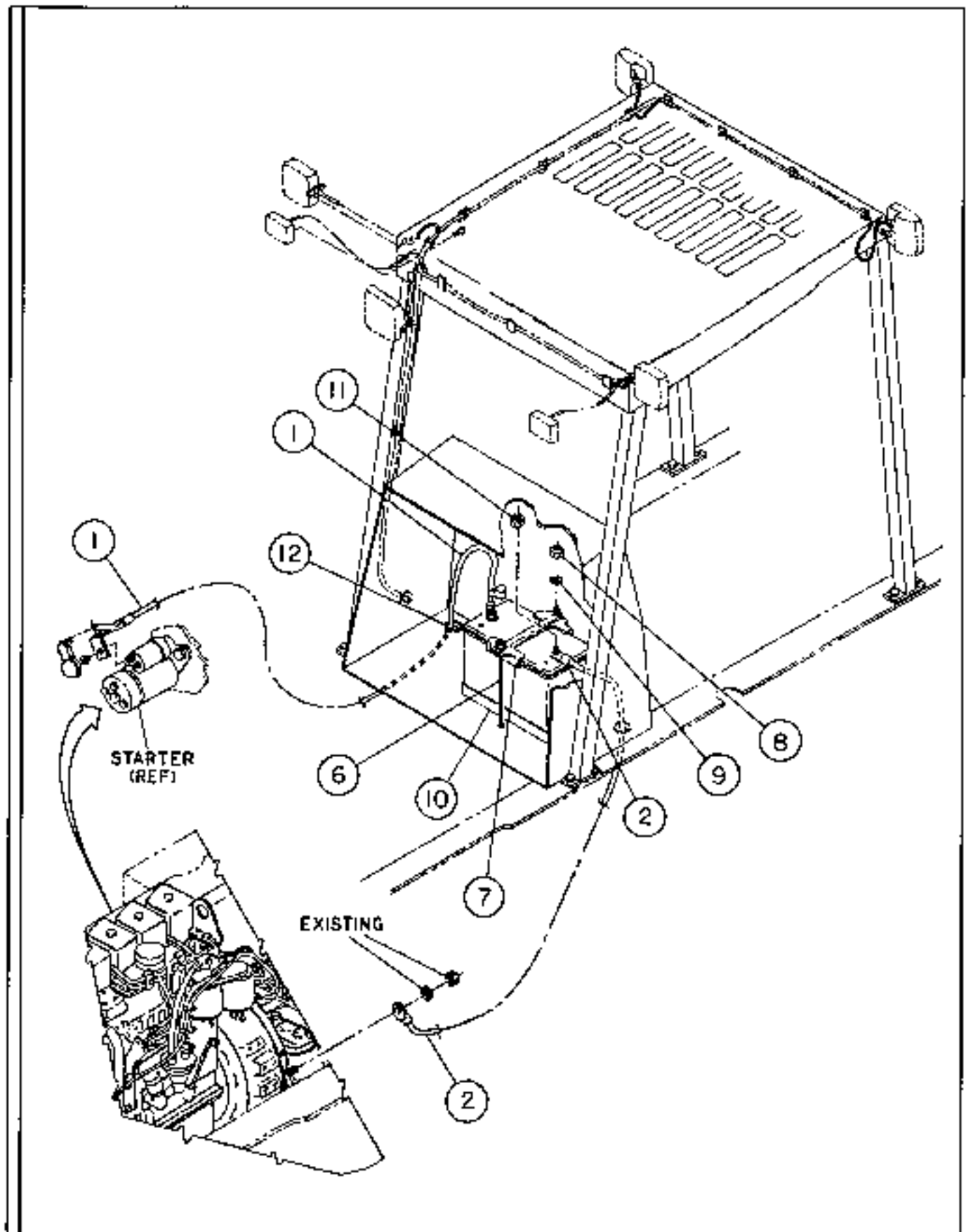
CHASSIS ELECTRICAL - MAIN HARNESS (PRIOR TO S/N 151542)



CHASSIS ELECTRICAL - MAIN HARNESS (PRIOR TO S/N 151542)

ITEM	COMPLNO.	DESCRIPTION	QTY	DIMENSIONS/NOTES
122	59325712	Fuse	1	10 Amp
135	59818393	Power Relay	1	
136	59818401	Relay, Back-Up Alarm	1	
145	59127084	Power Harness	1	
146	95923421	Locking Nut	7	#10-32
149	59480996	Lock Screw	7	#10-32 x 0.75"

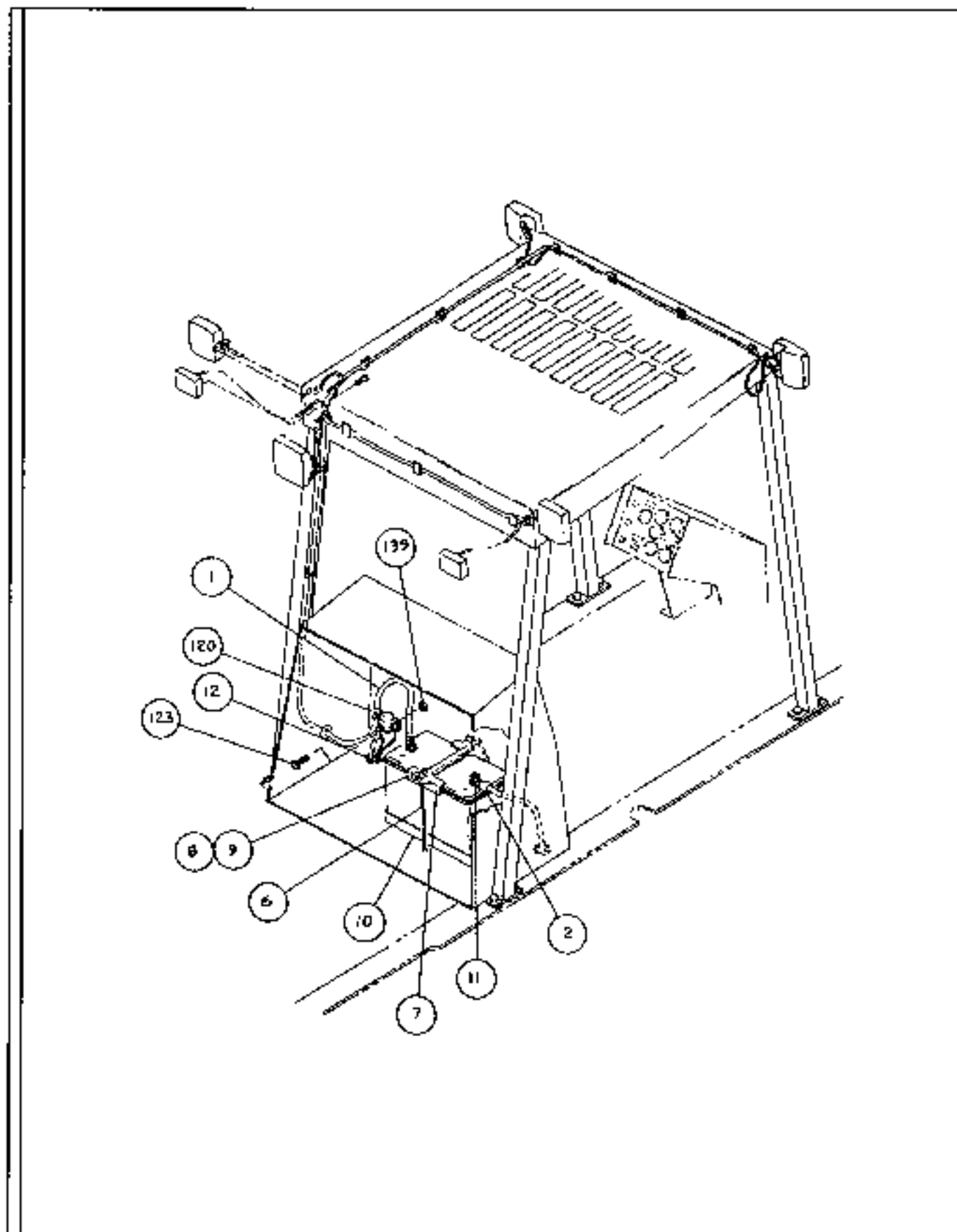
CHASSIS ELECTRICAL-CHARGING SYSTEM (EFFECTIVE WITH S/N 151542)



CHASSIS ELECTRICAL - CHARGING SYSTEM (EFFECTIVE WITH S/N 151542)

ITEM	COMMLNO.	DESCRIPTION	QTY	DIMENSIONS/NOTES
1	59208926	Battery Cable, Positive	1	
2	59087189	Battery Cable, Negative	1	
6	10411064	Tiedown Rod	2	
7	59181875	Battery Bracket	1	
8	59327825	Hex Nut	2	1/4-20
9	95922324	Flat Washer	2	1/4
10	59436931	Battery	1	
11	59365130	Nut	2	
12	58817156	Grommet	1	

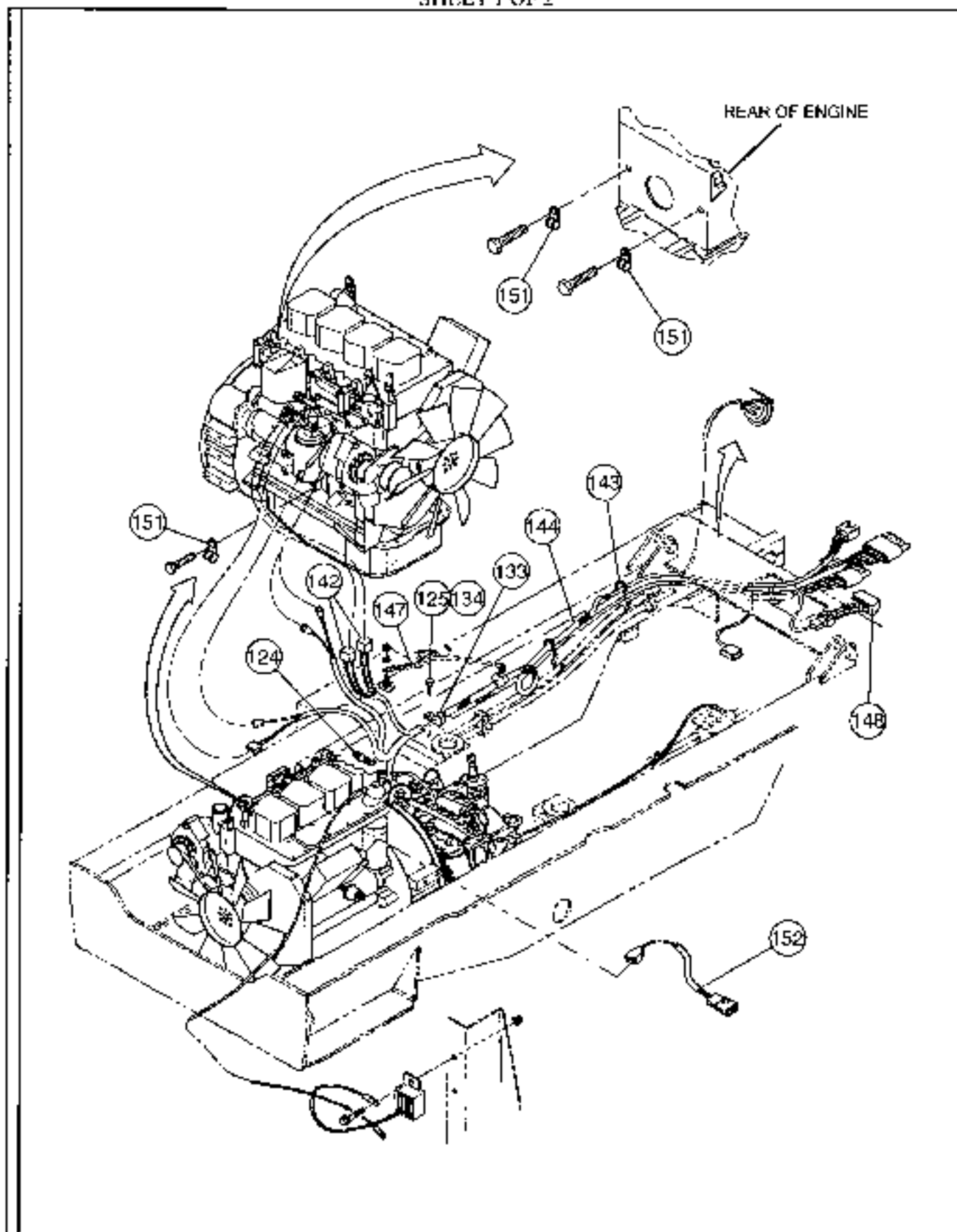
CHASSIS ELECTRICAL - CHARGING SYSTEM (PRIOR TO S/N 151542)



CLASSIS ELECTRICAL - CHARGING SYSTEM (PRIOR TO S/N 151542)

ITEM	COMM. NO.	DESCRIPTION	QTY	DIMENSIONS/NOTES
1	58817115	Battery Cable, Positive	1	
2	59087189	Battery Cable, Negative	1	
6	10411064	Tie Down Rod	2	
7	59181875	Battery Bracket	1	
8	59327825	Hex Nut	2	1/4-20
9	95922324	Flatwasher	2	1/4
10	59436931	Battery	1	
11	59365130	Nut	2	
12	58817156	Grommet	2	
120	59988154	Solenoid	1	
123	59362327	Lock Screw	2	1/4-20 x 1.25"
139	95923199	Lock Nut	2	1/4-20

CHASSIS ELECTRICAL ASSEMBLY - CUMMINS
SHEET 1 OF 2



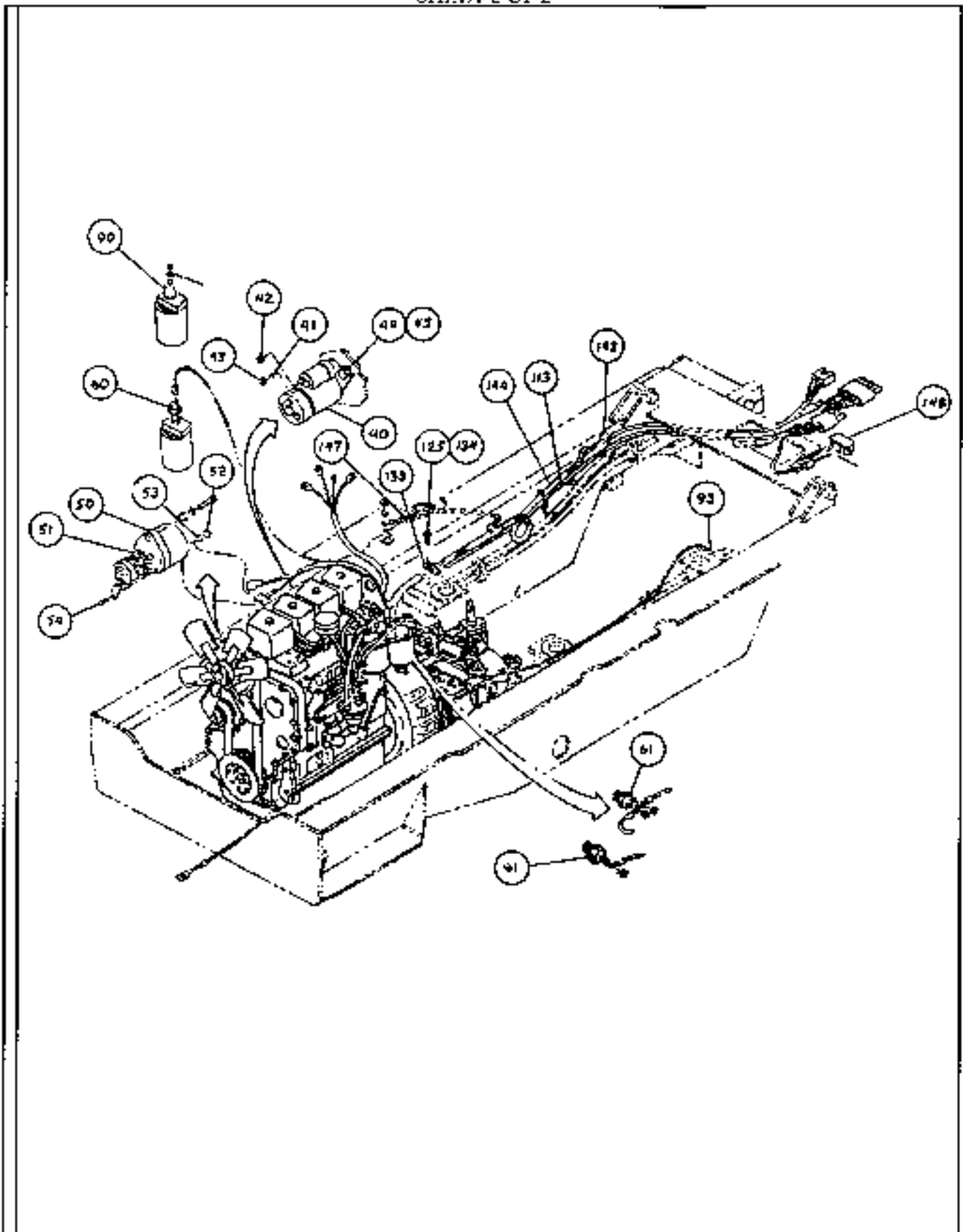
CHASSIS ELECTRICAL ASSEMBLY - CUMMINS

SHEET 1 OF 2

ITEM	COMMNO	DESCRIPTION	QTY	DIMENSIONS/NOTES
124	59409508	Strap	1	
125	59434548	Lock Screw	1	3/8-16 x 0.75"
133	59726075	Clamp	1	
134	59807941	Lock Nut	1	3/8-16
142	58965377	Relay	2	
143	95424586	Cable Tie	11	
144	59124560	Harness Chassis	1	
147	59974915	Loom	a/r	
148	58814815	Rectifier Assembly	1	
151	59465666	Insulated Clamp	3	
152	59251611	Jumper-Fuel Shutdown	1	

CHASSIS ELECTRICAL ASSEMBLY - CUMMINS

SHEET 2 OF 2

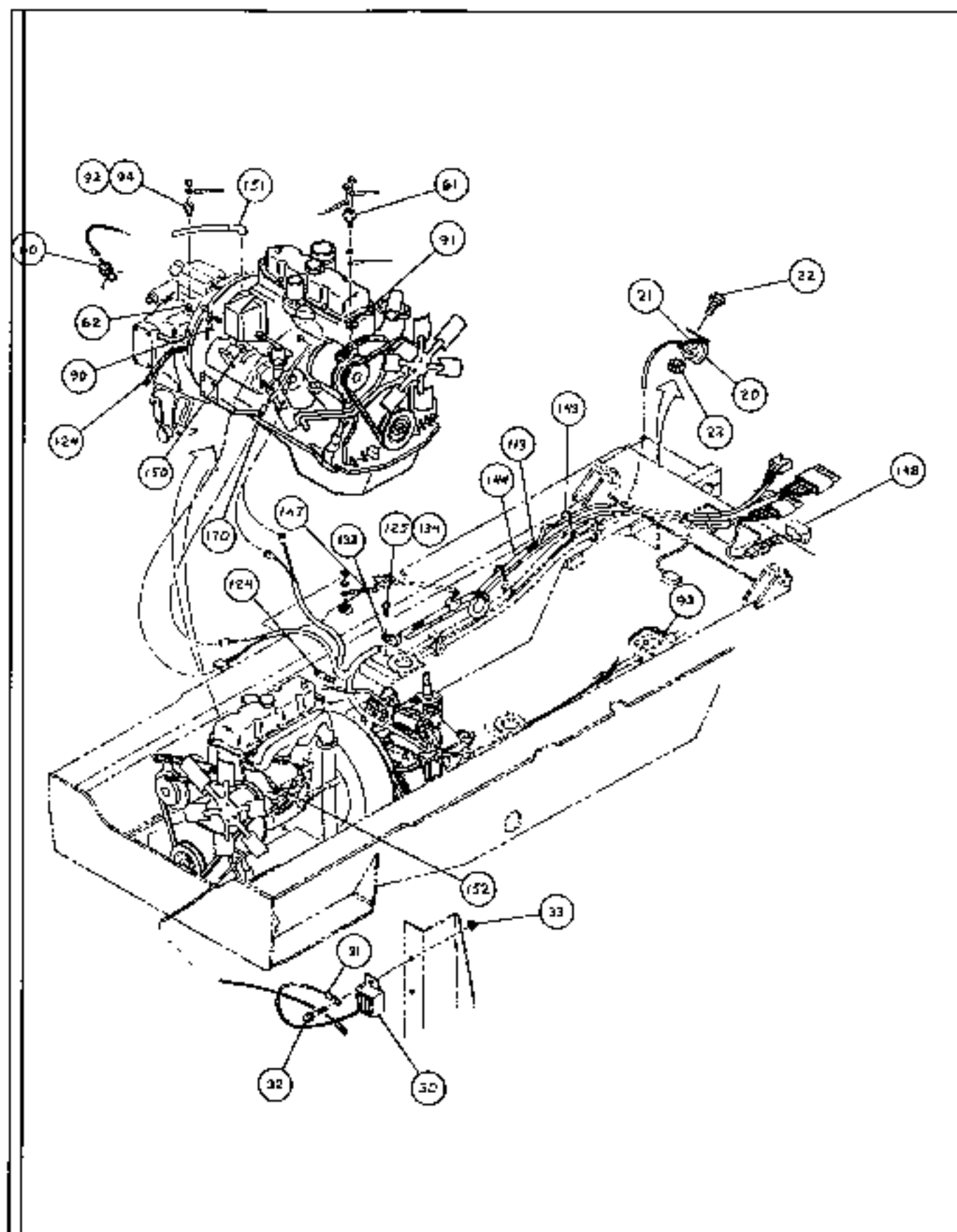


CHASSIS ELECTRICAL ASSEMBLY - CUMMINS

SHEET 2 OF 2

ITEM	COMM. NO.	DESCRIPTION	QTY	DIMENSIONS/NOTES
40	59816520	Starter (Prior to S/N 151542)	1	
-	59327429	-Brush Assembly	4	
-	58762600	-Ground Brush	2	
-	58762618	-Insulated Brush	2	
41	95931366	Lockwasher (Prior to S/N 151542)	2	#10
42	59593004	Hex Nut (Prior to S/N 151542)	1	M10 x 1.5mm
43	59668129	Hex Nut (Prior to S/N 151542)	1	M5-0.8
44	59859629	H.H.C.S. (Prior to S/N 151542)	3	M10-1.5 x 35mm
45	59546291	Flatwasher (Prior to S/N 151542)	3	10mm
50	59865492	Alternator (Prior to S/N 151542)	1	
-	59041806	-Brush Assembly	4	
-	59041814	-Voltage Regulator	1	
51	59879791	Alternator Fan (Prior to S/N 151542)	1	
52	59592980	Hex Nut (Prior to S/N 151542)	1	M6-1.0
53	95379392	Lockwasher (Prior to S/N 151542)	1	External Tooth
54	59527192	H.H.C.S. (Prior to S/N 151542)	1	M8-1.25 x 25mm
60	59971457	Switch, Oil Pressure	1	
61	58848094	Sender, Water Temperature	1	
62	95666996	Plug (Not Shown)	1	
90	58878000	Sender, Oil (w/ Opt. Instr. Panel.)	1	
91	59816322	Sender, Temperature (w/ Opt. Instr. Panel.)	1	
92	59302554	Sender (Not Shown)	1	
93	59414979	Indicator (w/ Opt. Instr. Pnl.)	1	
94	58827296	Adapter Rework (w/ Opt. Instr. Panel.)	1	
113	58835331	Gauge Harness	1	
125	59434548	Lock Screw	1	3/16-18 x 0.75"
133	59726075	Clamp	2	
134	59807941	Lockwasher	1	3/8-16
140	95301859	Hose Clamp (Not Shown)	2	
143	95424586	Cable Tie	11	
144	59124560	Chassis Harness (Effective with S/N)	1	
-	58935891	Chassis Harness (Prior to S/N)	1	
146	95923421	Locking Nut (Not Shown)	7	#10-32
147	59974915	Bulk Loom	1	
148	58814815	Rectifier Assembly	1	

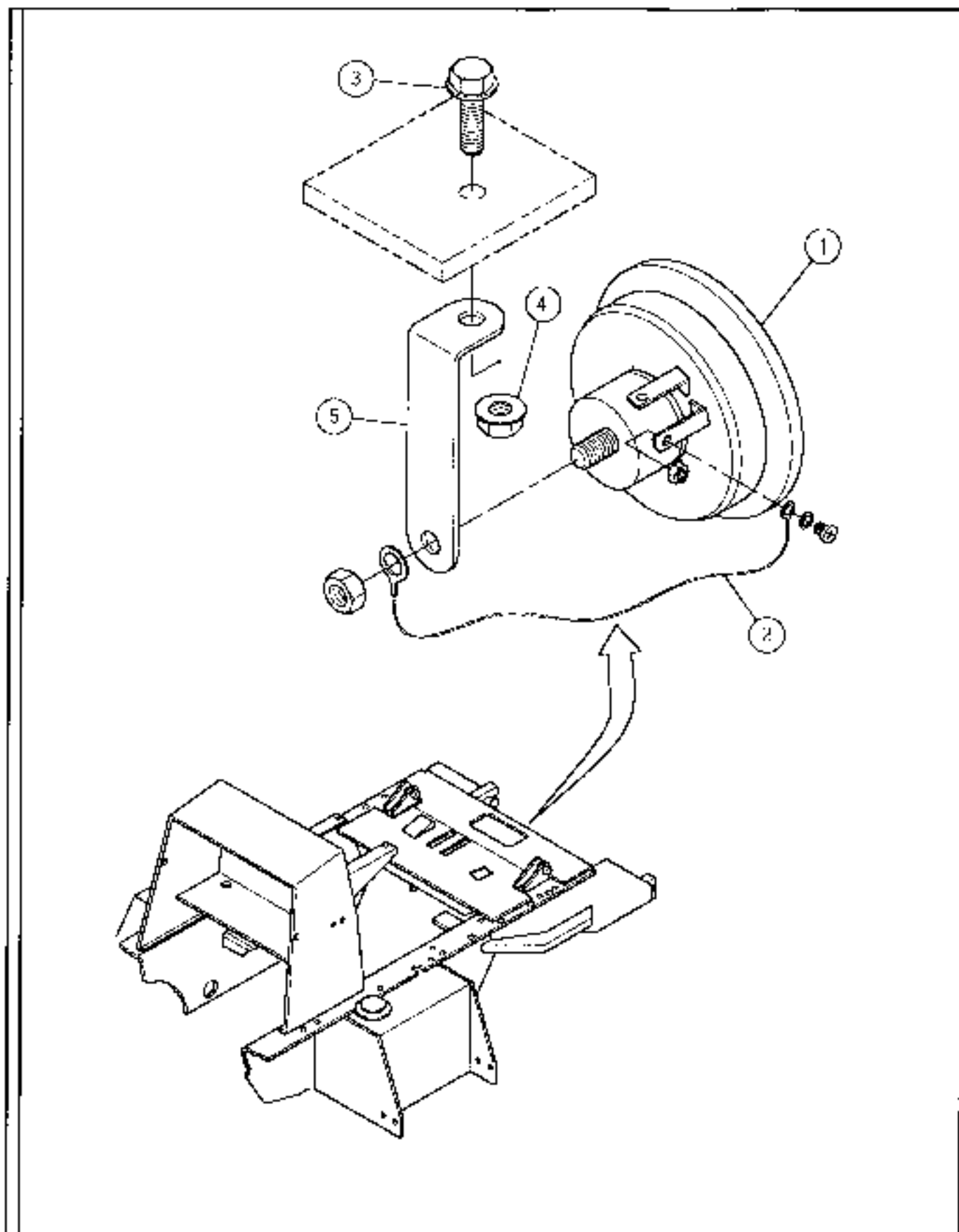
CHASSIS ELECTRICAL ASSEMBLY - JOHN DEERE



CHASSIS ELECTRICAL ASSEMBLY - JOHN DEERE

ITEM	COMM. NO.	DESCRIPTION	QTY	DIMENSIONS/NOTES
20	59200717	Electrical Horn	1	
21	59606301	Wire Assembly	1	
22	59717702	Lock Screw	1	5/16-18 x 1.00"
23	59918573	Lock Nut	1	5/16-18
30	58771585	Back-Up Alarm	1	
31	59625905	Wire Assembly	1	
32	59965962	Lock Bolt	2	1/4-20 x 0.75"
33	59941682	Lock Nut	2	1/4-20
60	59971457	Switch, Oil Pressure	1	
61	58848094	Sensor, Water Temperature	1	
62	95343596	Plug	1	
90	58878000	Sender, Oil (w/ Optional Instr. Pnl.)	1	
91	59816322	Sender, Temperature (w/ Optional Instr. Pnl.)	1	
92	59302554	Sender (w/ Optional Instr. Pnl.)	1	
93	59414979	Clog Indicator Pressure Switch	1	
94	58827296	Adapter Rework (w/ Optional Instr. Pnl.)	1	
113	58835331	Gauge Harness	1	
124	59409508	Ground Strap	1	
125	59434548	Lock Bolt	1	3/8-16 x 0.75"
133	59726075	Clamp	2	
134	59807941	Lock Nut	1	3/8-16
140	95301859	Hose Clamp (Not Shown)	2	
143	95424586	Tie-Wrap	11	
144	59126128	Chassis Harness (Effective with S/N 151514)	1	
-	59109694	Chassis Harness (Prior to S/N 151514)	1	
146	95923421	Locking Nut (Not Shown)	7	#10-32
147	59974915	Bulk Item	1	
148	58814815	Rectifier Assembly	1	
150	59327866	Hex Nut	1	1/2-13
151	59109686	Positive Battery Cable (Effective with S/N 149089)	1	
151	59087171	Positive Battery Cable (Prior to S/N 149089)	1	
-	59087197	Battery Cable	1	
152	58814161	Connector	1	
170	58850868	Alternator Wire (w/ Optional Instr. Pnl.)	1	

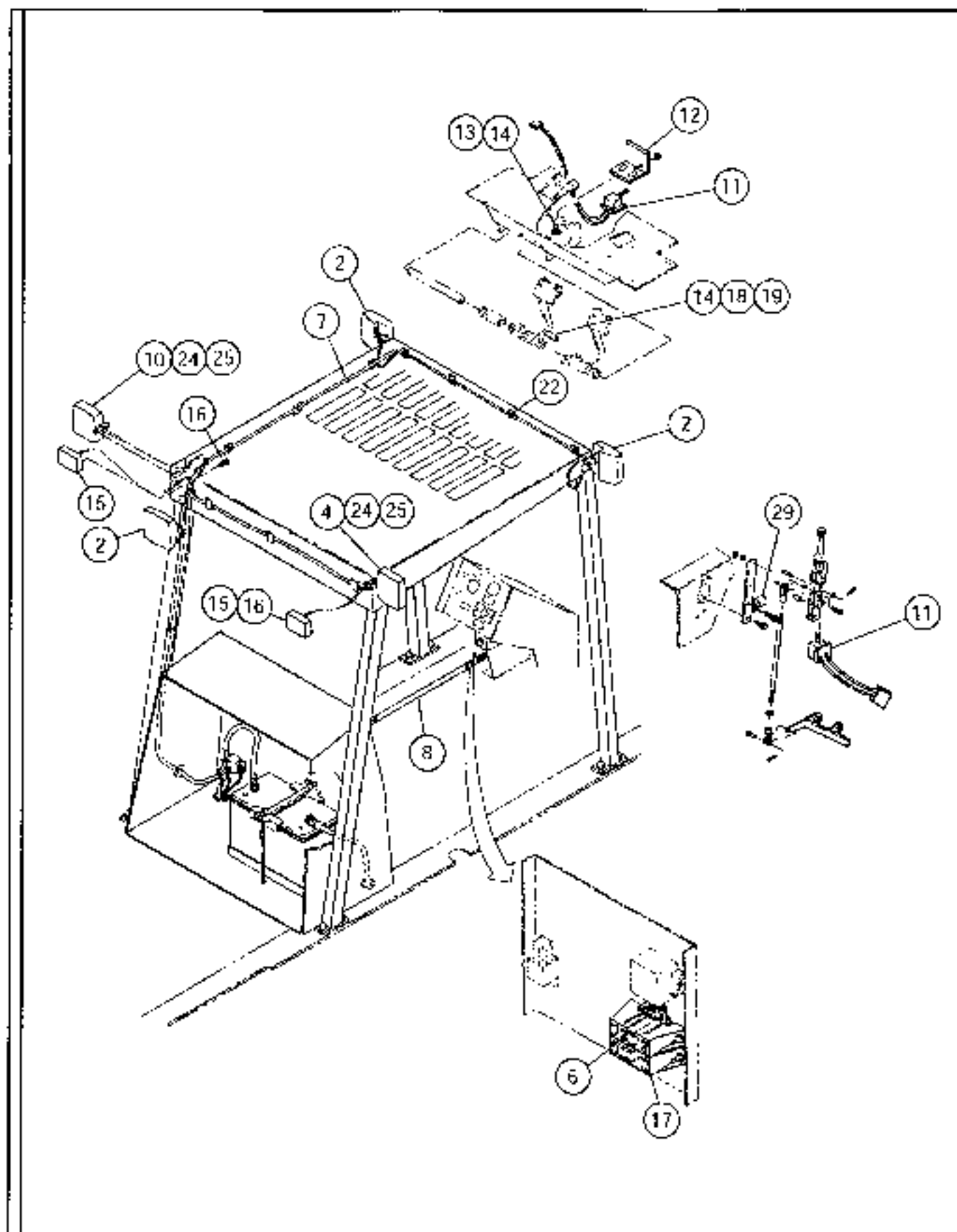
HORN INSTALLATION



HORN INSTALLATION

ITEM	COMM. NO.	DESCRIPTION	QTY	DIMENSIONS/NOTES
1	59177295	Horn Assembly	1	
-	59200758	-Horn	1	
-	59200766	-Bracket	1	
2	59177287	Wire Assembly	1	
3	59717702	Lock Screw	1	5/16-18 x 1.0"
4	59918573	Lock Nut	1	5/16-18
5	59200766	Bracket	1	

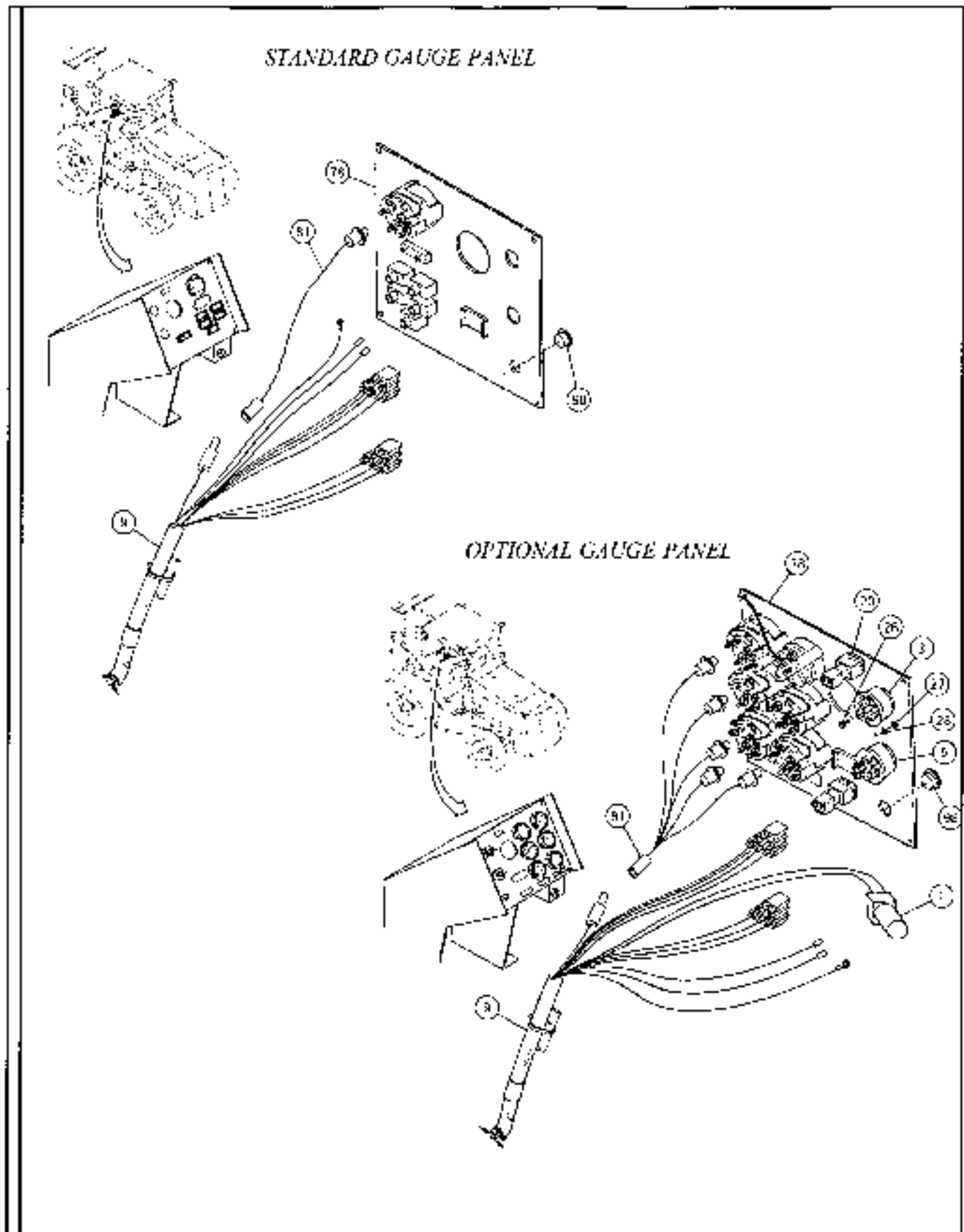
WORKLIGHT/ROADLIGHT INSTALLATION



WORK LIGHT/ROAD LIGHT INSTALLATION

ITEM	COMM.NO.	DESCRIPTION	QTY	DIMENSIONS/NOTES
2	59427039	Work Light	3	
-	59988642	-Switch, Work Light	1	
-	58813304	-Lens/Reflector Unit	1	
-	58813312	-Hardware Kit	1	
-	58813320	-Gasket	1	
-	58813338	-Bulb	1	12V/55W
-	58813346	-Bezel	1	
4	58850926	Light Assembly	1	
-	58850827	-RH Marker	1	
-	58814468	-Connector Plug	1	
-	58814492	-Electric Terminal	2	
-	59854877	-Cable Seal	2	
-	58814484	-Lock	1	
6	59325720	Fuse	1	
7	58835364	Harness	1	
8	59231068	Chassis Harness Light Option	1	
-	59219048	Harness Lights	1	
10	58850934	Light Assembly	1	
-	N.S.S.	-Turn Signal Bulb	1	1156
-	N.S.S.	-Side Marker Bulb	1	194
-	58845785	-Amber Lens (Front of Light Assembly)	1	
-	58845793	-Red Lens (Back of Light Assembly)	1	
-	58845801	-Side Gasket	1	
-	58845819	-Gasket (Front and Back)	2	
11	59112011	Switch Assembly (Effective with S/N 149089)	2	
-	58850991	Switch Assembly (Prior to S/N 149089)	2	
12	58871286	Mounting Bracket	1	
13	95919155	U.H.C.S.	2	1/4-20 x 0.5"
14	95922324	Flatwasher	4	1/4
15	58814104	Brake Lamp	2	
-	58969593	-Red Lens (Back of Light Assembly)	1	
-	58969601	-Bulb	1	12V/21W
16	58850959	U.H.C.S.	4	#10-32 x .625"
17	59483339	Fuse	1	15 Amp
18	58871393	Roller	1	
19	95923058	Nut, Jam	2	1/4-28
22	59670554	Adhesive	12	
23	95922365	Flatwasher	8	5/16
24	59941682	Lock Nut	4	1/4-20
25	59787465	Lock Screw	4	1/4-20 x 1.0"
29	59465666	Insulated Clamp	1	

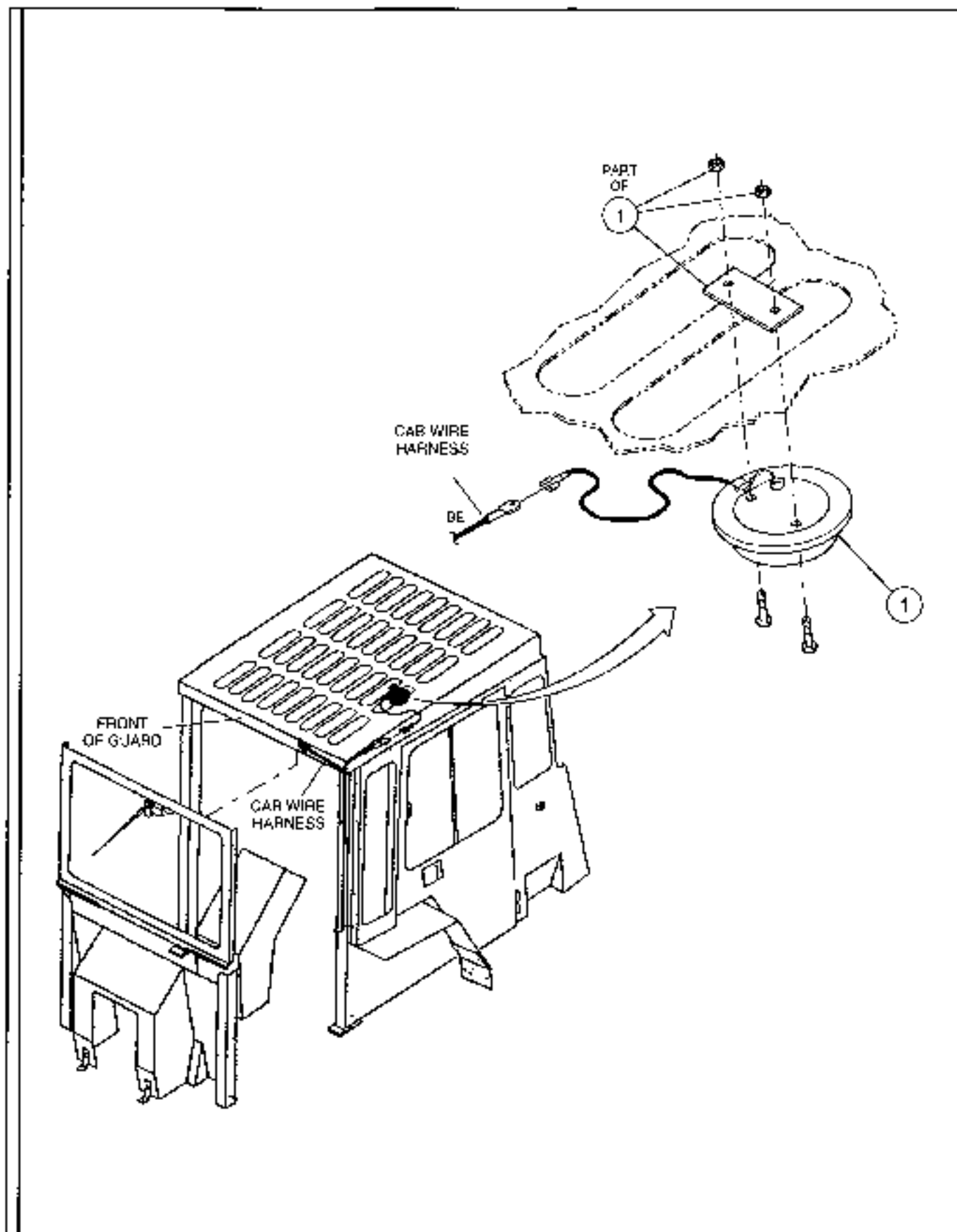
GAUGE PANEL LIGHTS INSTALLATION



GAUGE PANEL LIGHTS INSTALLATION

ITEM	COMM. NO.	DESCRIPTION	QTY	DIMENSIONS/NOTES
1	59759720	Flasher	1	
3	59988683	Switch Signals/Flashers	1	
5	59988642	Switch Worklights	1	
-	95922118	-Round Slotted Head Machine Screw	1	#10-24 x 0.50"
-	95923041	-Hex Nut	1	#10-24
-	95207478	-Star Washer	1	#10 Internal Tooth
9	59231076	Console Wire Harness	1	
20	59492512	Brake Light	1	
26	95922118	Screw	1	#10-24 x 0.50"
27	95923041	Nut Hex	1	#10-24
28	95207478	Star Washer	1	#10 Internal Tooth
29	59465666	Insulated Clamp	1	
78	59125682	Instrument Panel (Standard Gauge Panel)	1	See Section D.7
-	59125690	Instrument Panel (Optional Gauge Panel)	1	See Section D.8
81	58850744	Gauge Harness Lights (Standard Gauge Panel)	1	
-	58850694	Gauge Harness Lights (Optional Gauge Panel)	1	
98	59325696	Hole Plug	1	

DOME LIGHT INSTALLATION

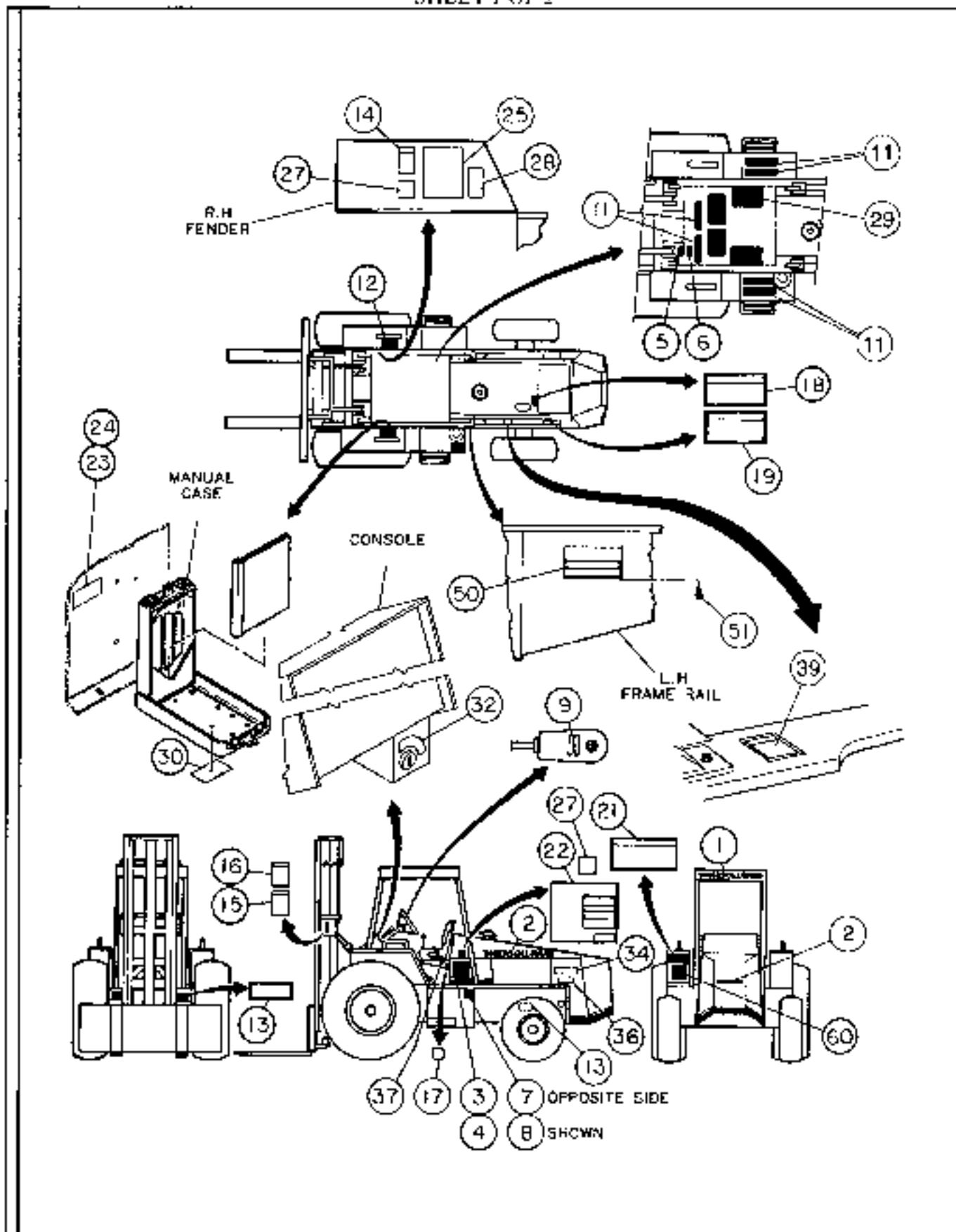


DOME LIGHT INSTALLATION

ITEM	COMMLNO.	DESCRIPTION	QTY	DIMENSIONS/NOTES
1	58883273	Dome Light Kit	1	

DECAL AND PAINT INSTALLATION (EFFECTIVE WITH S/N 151542)

SHEET 1 OF 2



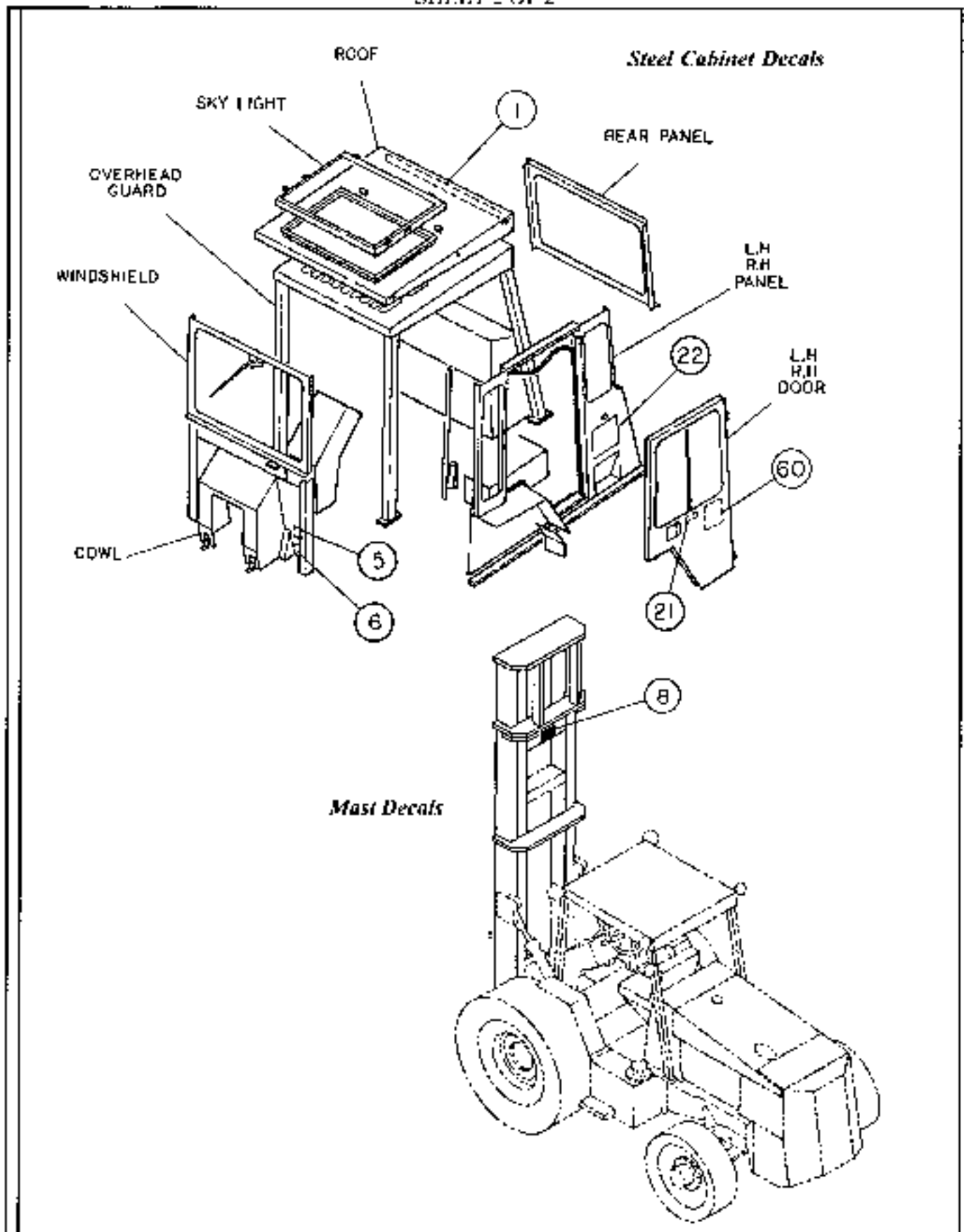
DECAL AND PAINT INSTALLATION (EFFECTIVE WITH S/N 151542)

SHEET 1 OF 2

ITEM	COMM. NO.	DESCRIPTION	QTY	DIMENSIONS/NOTES
		K133 5908793		
1	59050872	Decal: Signature (I-R)	1	
2	59050864	Decal: Signature	3	
3	59083121	Decal: Stripe	1	15.5"
4	59083113	Decal: Stripe	1	13.5"
7	59087551	Decal: Hydraulic Oil	1	
8	59087569	Decal: Diesel Fuel	1	
9	59132084	Decal: F-N-R	1	
11	59468397	Safety Tread	6	
12	59048959	Decal: No Riders	2	
13	58965526	Decal: Crush Warning	4	
14	59020008	Decal: Electrical	1	
15	58965583	Decal: Falling Object	2	
16	58965617	Decal: Falling Object	2	
17	59306357	Decal: Towing/Coasting	1	
18	59020040	Decal: Pressure Hazard Warning	1	
19	59051151	Decal: Warning	2	
20	59153379	Decal: Operators Manual	1	
21	59012781	Decal: Rollover	1	
22	59186940	Decal: Lube Chart	1	
23	59579078	Rivet	4	
-	59010173	Metal Tack	4	
24	59243568	Decal: Nameplate	1	
25	59306365	Decal: Operator Instructions	1	
26	59086959	Decal: Strip	2	4"
27	59132118	Decal: Operation Warning	2	
28	58965609	Decal: Don't Ride Forks	1	
29	59468389	Safety Tread	4	
30	59153379	Decal: Operators Manual	1	
32	59006205	Decal: Ignition Switch	1	
34	59086629	Decal: RT-705	2	
-	59086637	Decal: RT-706	2	
-	59086587	Decal: RT-708	2	
36	59087395	Decal: 4WD	1	
37	58883810	Seat Belt,	1	2"
-	58883828	Seat Belt,	1	3"
-	59565036	-Washer, Flat, Hardened	4	0.401D x 0.810D x 0.19
-	59312967	-Spacer	2	
-	95919312	-H.H.C.S.	2	3/8-16 x 2.75"
-	95923322	-Locknut	2	3/8-16
39	59166231	Decal: Moving Machine	1	
50	N.S.S.	Serial Number Plate	1	
51	N.S.S.	Screw	4	#4
60	58964362	Capacity Chart: RT705	1	
-	58963703	Capacity Chart: RT706	1	
-	59160002	Capacity Chart: RT708	1	

DECAL AND PAINT INSTALLATION (EFFECTIVE WITH S/N 151542)

SHEET 2 OF 2



DECAL AND PAINT INSTALLATION (EFFECTIVE WITH S/N 151542)

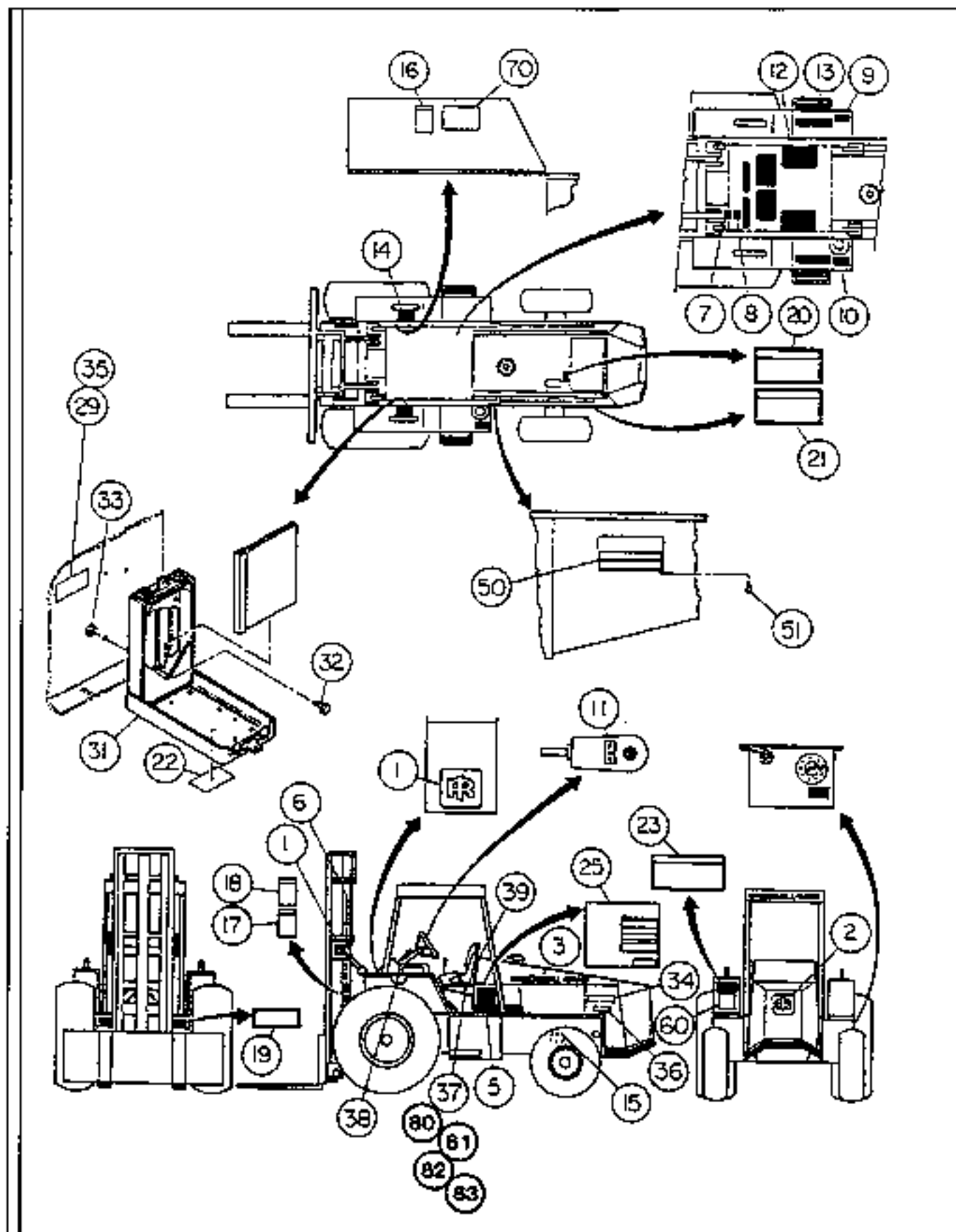
SHEET 2 OF 2

ITEM	COMM.NO.	DESCRIPTION	QTY	DIMENSIONS/NOTES
1	59050898	Decal:Signature (L-R)	2	
5	59978528	Decal:Torque Converter	1	
6	59978510	Decal:Differential Lock	1	
8	59004820	Decal 10ft. White	1	
-	59004838	Decal 12ft. White	1	
-	59004846	Decal 14ft. White	1	
-	59004853	Decal 15ft. White	1	
-	59004861	Decal 16ft. White	1	
-	59004879	Decal 22ft. White	1	
21	59012781	Decal:Rollover	1	
22	59186940	Decal:Lube Chart	1	
60	58964362	Capacity Chart: RT705	1	
-	58963703	Capacity Chart: RT706	1	
-	59160002	Capacity Chart: RT708	1	

DECAL AND PAINT (PRIOR TO S/N 151542)

ITEM	COMM.NO.	DESCRIPTION	QTY	DIMENSIONS/NOTES
		RT-700G		
1	59498568	I-R Decal	3	
2	59409003	I-R Decal	1	
3	59892117	I-R Decal	2	
5	58782327	Stripe	A/R	120"
6	59004887	I-R Decal	2	
7	59978528	Torque Converter Dump Decal	1	
8	59978510	Differential Lock Decal	1	
9	59615872	Hydraulic Oil Decal	1	
10	59731257	Diesel Fuel Decal	1	
11	58827890	F/N/R Decal	1	
12	59468389	Safety Tread	4	10" x 12"
13	59468397	Safety Tread	6	3" x 12"
14	59306340	No Rider Decal	2	
15	59344192	Warning Pinch Point Decal	2	
16	59306324	Danger Voltage Lines Decal	1	
17	59969980	Warning Don't Stand On Forks Decal	2	
18	59969972	Warning Don't Stand Under Forks Decal	2	
19	59766501	Warning Pinch Point Decal	2	
20	59326728	Caution Hot and Pressure Decal	1	
21	59491464	Warning Fan and Belts Decal	2	
22	58782392	Warning Instructions decal	1	
23	59455865	Danger Rollover Decal	1	
25	58842014	Lube Chart Decal	1	
29	59579078	Pop Rivet	4	
30	59491332	Manual Case Assembly (includes Items 31 and 32)	1	
31	59496182	Manual Case	1	
32	59998146	Bolt	3	
33	59941682	Nut	3	
34	59417006	Identifying Decal (RT-705)	2	
-	59417014	Identifying Decal (RT-706)	1	
-	59417022	Identifying Decal (RT-708)	1	
35	58827841	Nameplate Decal (RT-705)	2	
-	58827833	Nameplate Decal (RT-706)	1	
-	58827841	Nameplate Decal (RT-708)	1	
36	59362319	4WD Decal	2	
37	58883810	2" Seat Belt	1	
-	58883828	3" Seat Belt (Optional)	1	
38	95460127	Thumb Screw	2	
39	95507273	Thumb Screw	2	
50	58841966	Nameplate	1	
51	95921607	Screw	2	

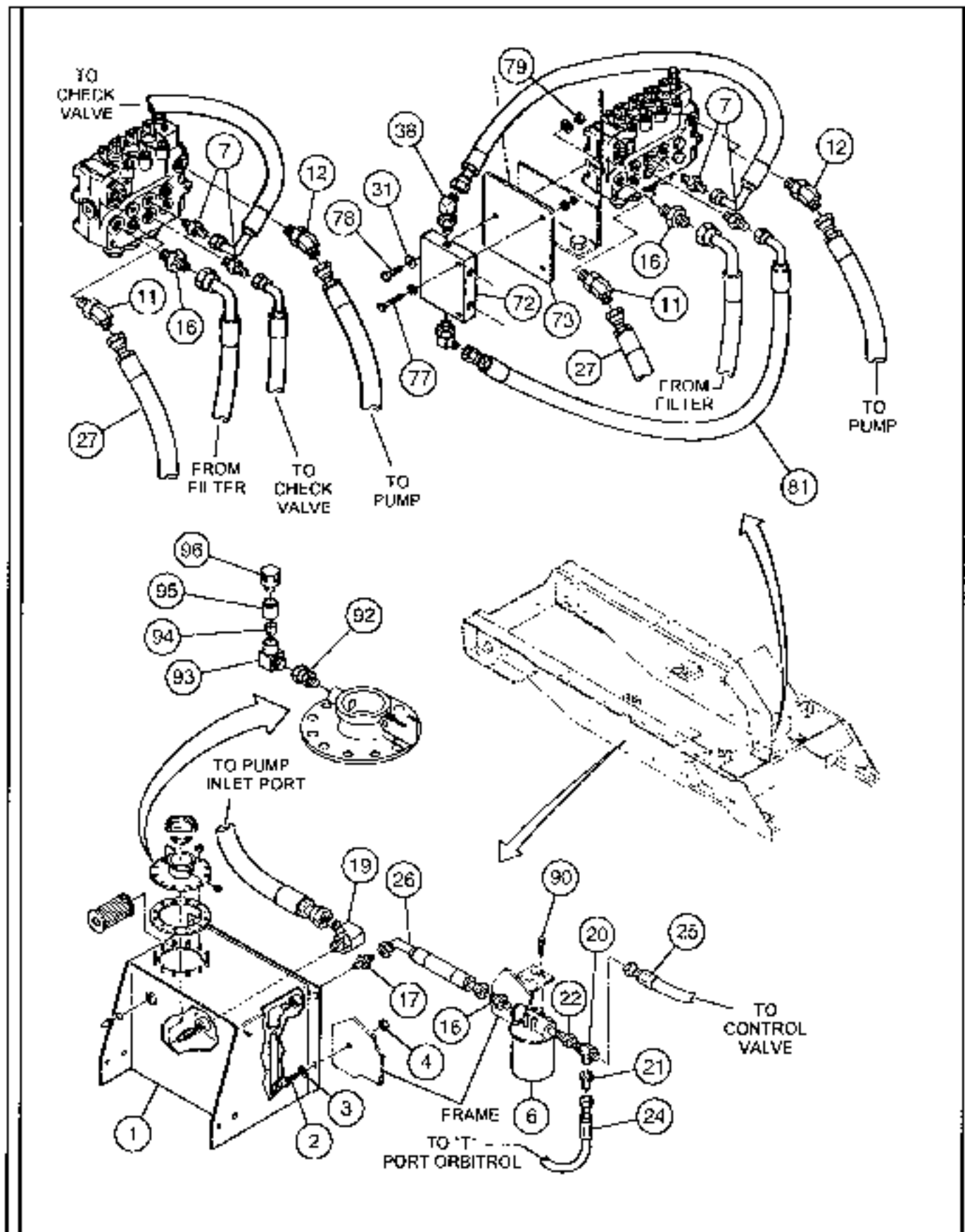
DECAL AND PAINT (PRIOR TO S/N 151542)



DECAL AND PAINT (PRIOR TO S/N L51542)

ITEM	COMM. NO.	DESCRIPTION	QTY	DIMENSIONS/NOTES
60	58964362	Lift Capability Decal (RT-705)	1	
-	58963703	Lift Capability Decal (RT-706)	1	
-	58952896	Lift Capability Decal (RT-708)	1	
70	59306365	Operating Instructions Decal	1	
80	59565036	Washer, Hand	4	
81	50264860	Washer	3	
82	95919262	H.H.C.S.	2	3/8- 16 x 1.75
83	95923322	Locknut	2	3/8-16
-	58826470	Slow Moving Vehicle Sign (Optional)	1	
-	59947507	Beige Paint (Gallon)	A/R	
-	35304286	Beige Paint (Spray Can)	A/R	
-	59506501	Black Paint (GripTread) (Gallon)	A/R	

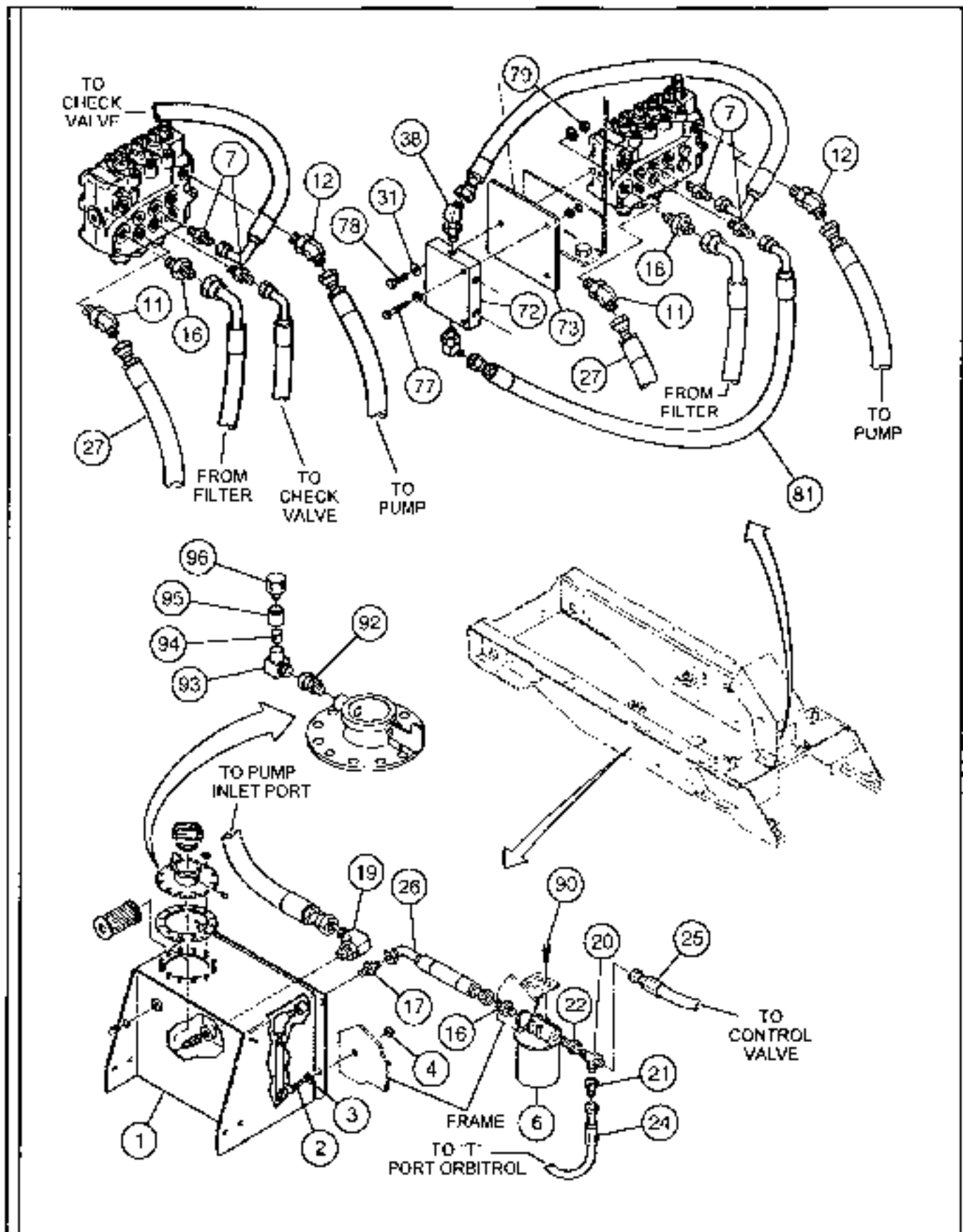
HYDRAULIC SUPPLY AND RETURN - SHEET 1 OF 4



HYDRAULIC SUPPLY AND RETURN - SHEET 1 OF 4

ITEM	COMM.NO.	DESCRIPTION	QTY	DIMENSIONS/NOTES
1	59209023	Hydraulic Tank Assembly (Effective with S/N 160096)	1	
-	58972977	Hydraulic Tank Assembly (Effective with S/N 6162 through S/N 160095)	1	
-	59413716	Hydraulic Tank (Prior to S/N 6162) (Includes Items 90 thru 100)	1	
-	59978858	-Cap, Hydraulic Oil Tank	1	
-	59941682	-Nut	12	1/4-20
-	59475111	-Clean-Out Cover	1	
-	59402503	-Gasket	1	
-	59988014	-Strainer	1	
2	95919585	H.H.C.S.	4	1/2-13 x 1.75"
3	59539569	Hardened Washer	8	
4	95923348	Locknut	4	1/2-13
5	59923029	Adapter	1	
6	59414961	Return Filter, Hydraulic Oil Tank	1	
-	59587196	-Element	1	
7	59918649	Adapter	2	
11	59922294	Adapter	2	
12	59922302	Adapter	2	
16	59922591	Adapter	3	
17	59922617	Adapter	1	
19	59923037	Adapter	1	
20	59923094	Adapter	1	
21	59924027	Reduction Adapter	1	
22	59924480	ORB Reducer	1	
24	58808767	Hose Assembly	1	47.5"
25	59338673	Hose Assembly	1	32"
26	58808783	Hose Assembly	1	9.75"
27	58808791	Hose Assembly	1	25"
31	95922365	Flat Washer	8	5/16
38	59918441	Adapter	2	
72	58857095	Counterbalance Valve	1	
-	58874751	-Cartridge	1	
-	N.S.S.	-Body	1	
-	59476705	-Seal Kit	1	
73	59465070	Bracket	1	

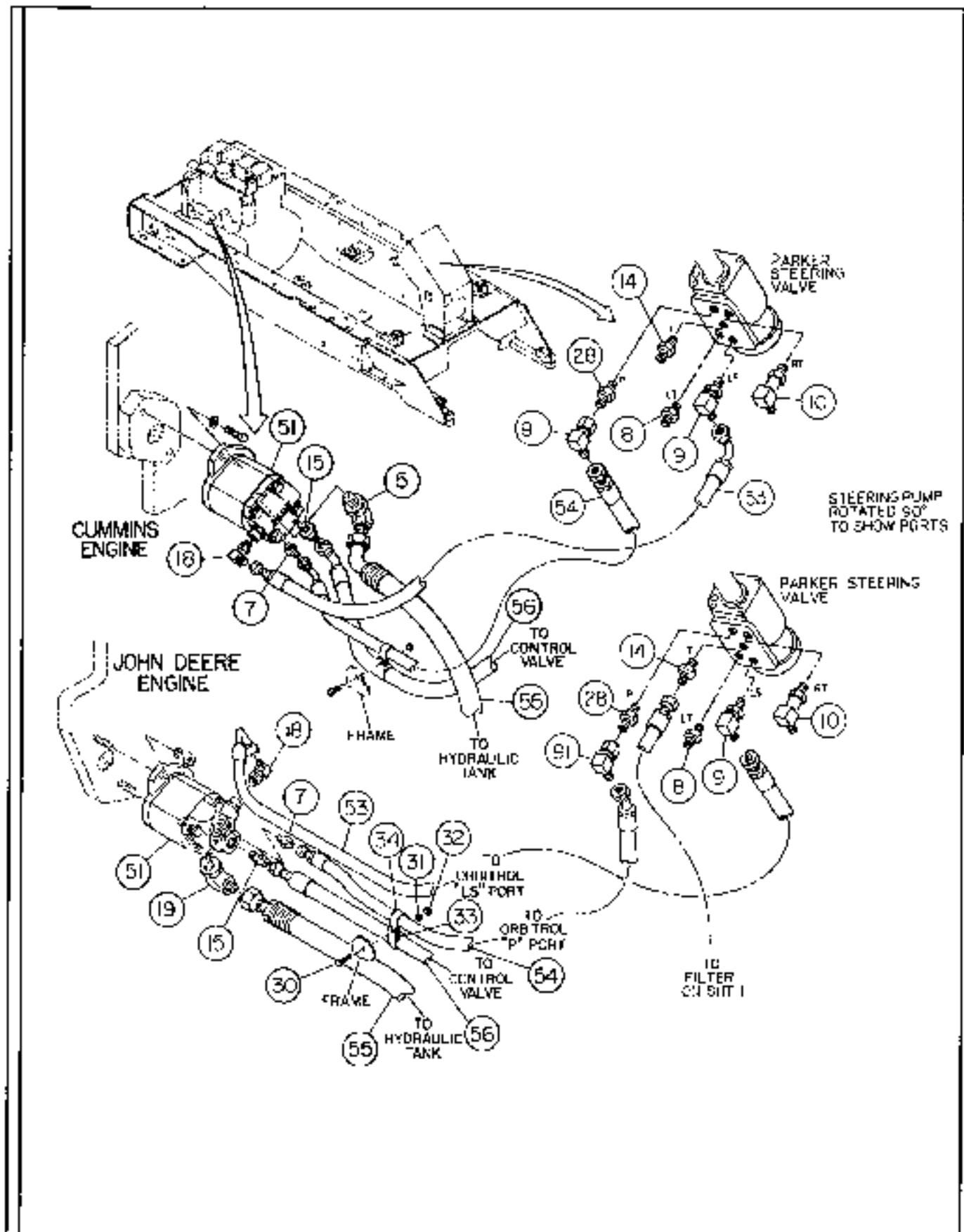
- Continued -



HYDRAULIC SUPPLY AND RETURN - SHEET 1 OF 4 (Continued)

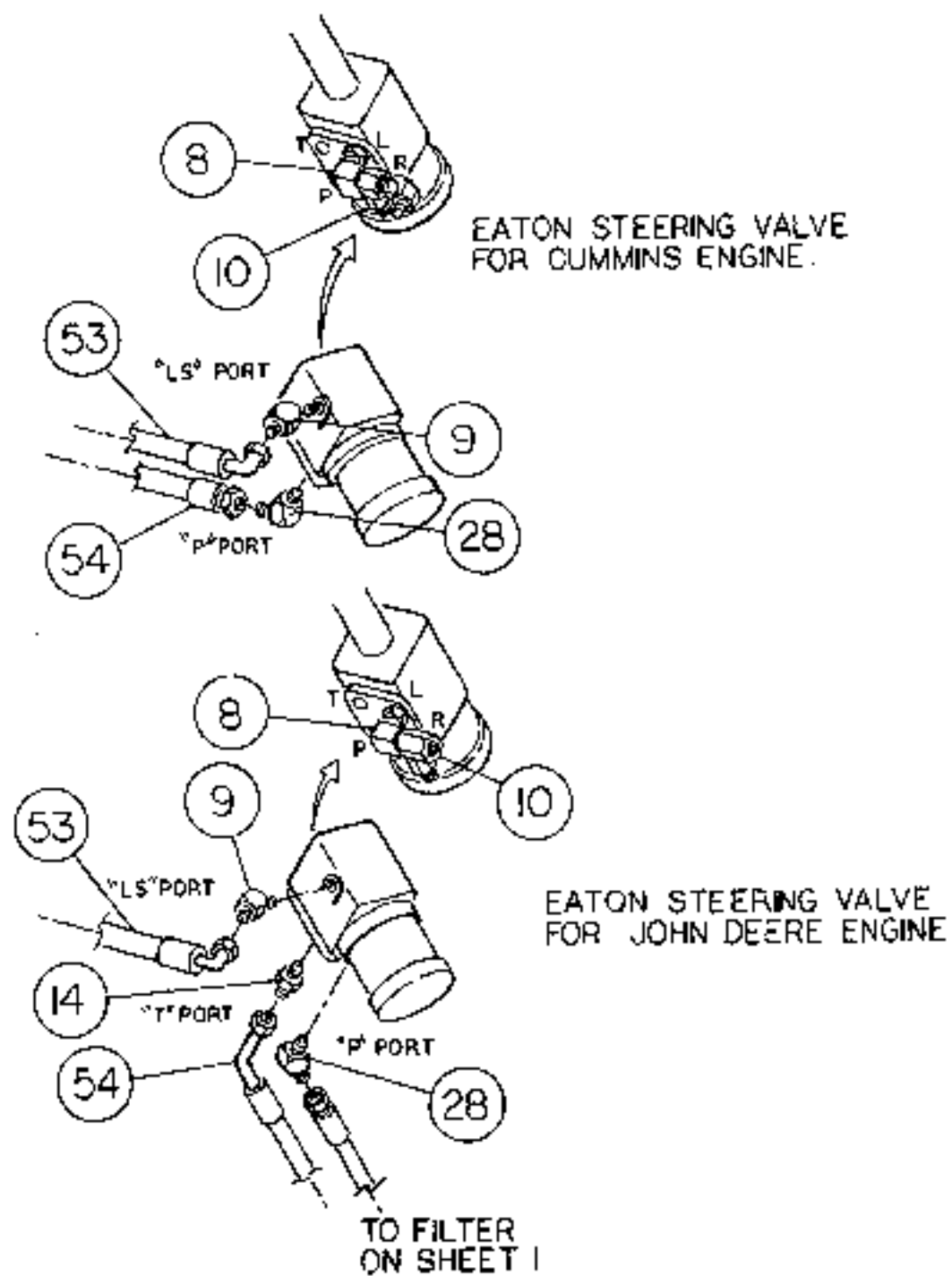
ITEM	COMM. NO.	DESCRIPTION	QTY	DIMENSIONS/NOTES
77	95920542	Cap screw	2	5/16-18 x 2.0"
78	59869917	Screw	1	5/16-18 x 0.75"
79	59918573	Lock Nut	3	5/16
81	58841776	Hose Assembly	1	17"
90	59869917	Lock Screw	4	5/16-18 x 0.75"
92	59209015	Adapter	1	
93	95220976	Adapter	1	
94	95056321	Nipple Close	1	3/8 NPT
95	95011086	Coupling	1	3/8 NPT
96	59208991	Breather	1	
*	59414219	Sight Gauge Boss	1	
**	59414201	Sight Gauge	1	

HYDRAULIC SUPPLY AND RETURN - SHEET 2 OF 4



HYDRAULIC SUPPLY AND RETURN - SHEET 2 OF 4

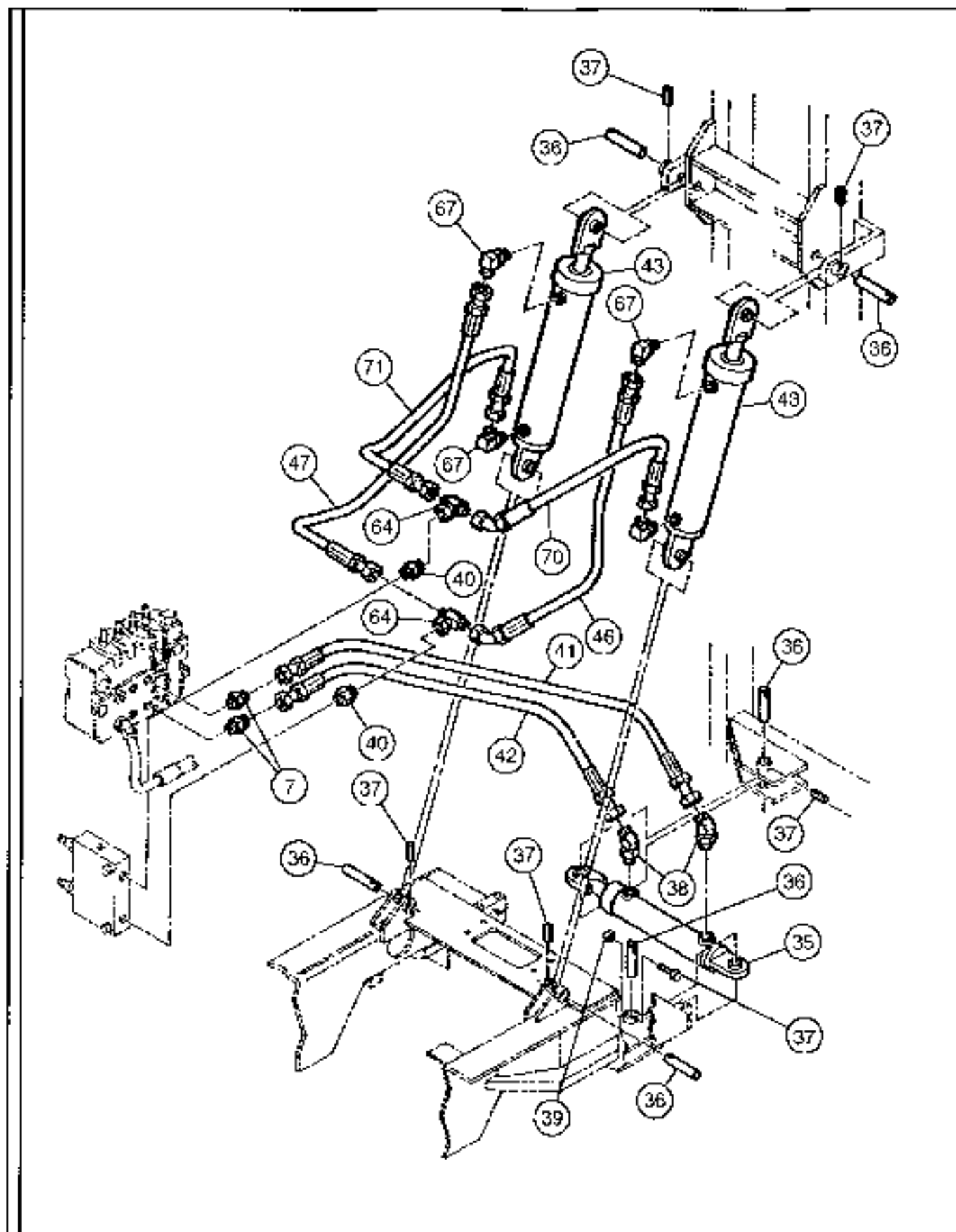
ITEM	COMM.NO.	DESCRIPTION	QTY	DIMENSIONS/NOTES
		<i>NOTE: Applicable to John Deere Engine</i>		
5	59923037	Adapter	1	
7	59918649	Adapter	1	
8	59921031	Adapter	1	
9	59922203	Adapter	1	
10	59922245	Adapter	1	
14	59922492	Adapter	1	
15	59922542	Adapter	1	
18	59922807	Adapter	1	
19	59923037	Adapter	1	
28	58827684	Adapter	1	
30	59928606	H.H.C.S.	2	5/16-18 x 1.25"
31	95922365	Flat Washer	2	5/16
32	95922829	Nut	2	5/16-18
33	95301883	Clamp	2	
34	95301859	Hose Clamp	2	
51	59170548	Gear Pump (Effective with S/N 158608)	1	
-	59209049	Gear Pump (Prior to S/N 158608)	1	
-	59088963	-Pump Seal Kit	1	
-	59088971	-Valve Seal Kit	1	
53	58811514	Hose Assembly	1	
54	58811522	Hose Assembly	1	
55	58850793	Hose Assembly	1	
56	58811548	Hose Assembly	1	
91	95326930	Swivel Elbow	1	
		<i>NOTE: Applicable to Cummins Engine</i>		
7	59918649	Adapter	1	
8	59921031	Adapter	1	
9	59922203	Adapter	1	
10	59922245	Adapter	1	
14	59922492	Adapter	1	
15	59922559	Adapter	1	
18	59922807	Adapter	1	
28	58827684	Adapter	1	
51	59397651	Hydraulic Gear Pump	1	
-	59088963	-Pump Seal Kit	1	
-	59088971	-Valve Seal Kit	1	
-	59005587	Hydraulic Gear Pump	1	
-	59088963	-Pump Seal Kit	1	
-	59088971	-Valve Seal Kit	1	
53	58811555	Hose Assembly	1	
54	58811563	Hose Assembly	1	
55	58811571	Hose Assembly	1	
56	58811589	Hose Assembly	1	
91	95326930	Swivel Elbow	1	



HYDRAULIC SUPPLY AND RETURN - SHEET 3 OF 4

ITEM	COMM.NO.	DESCRIPTION	QTY	DIMENSIONS/NOTES
		<i>NOTE: Applicable to John Deere Engine</i>		
8	59921031	Adapter	1	
9	59922203	Adapter	1	
10	59922245	Adapter	1	
14	59922492	Adapter	1	
28	58827684	Adapter	1	
53	58811514	Hose Assembly	1	
54	58811522	Hose Assembly	1	
		<i>NOTE: Applicable to Cummins Engine</i>		
8	59921031	Adapter	1	
9	59922203	Adapter	1	
10	59922245	Adapter	1	
23	59921056	Adapter	1	
28	58827684	Adapter	1	
53	58811555	Hose Assembly	1	
54	58811563	Hose Assembly	1	

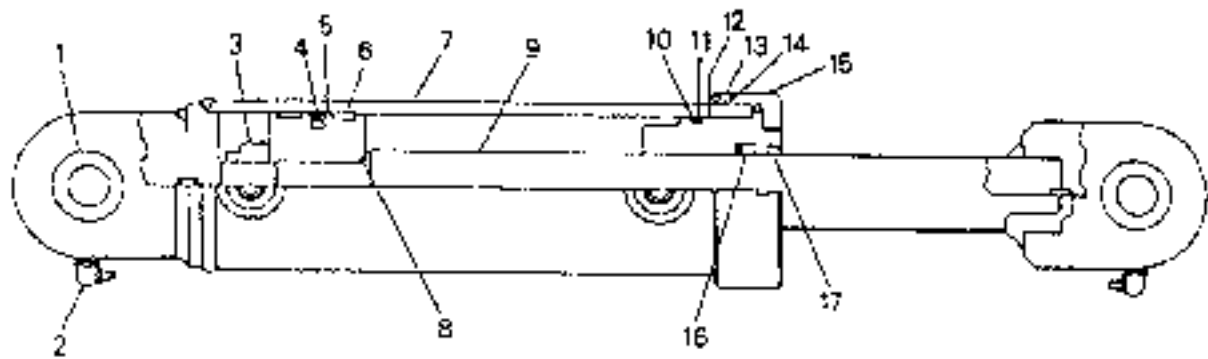
HYDRAULIC SUPPLY AND RETURN - SHEET 4 OF 4



HYDRAULIC SUPPLY AND RETURN - SHEET 4 OF 4

ITEM	COMMLNO.	DESCRIPTION	QTY	DIMENSIONS/NOTES
		<i>NOTE: Applicable to Side Shift System</i>		
7	59918649	Adapter	2	
35	59989525	Side Shift Cylinder	1	
-	59379818	- Seal Kit	1	
36	59333120	Pin	2	
37	95293627	Spirol Pin	2	
38	59918441	Adapter	2	
39	95923298	Locknut	4	1/4-20
41	58811498	Hose Assembly		
42	58811506	Hose Assembly	1	
		<i>NOTE: Applicable to Tilt System</i>		
36	59333120	Pin	4	
37	95919205	H.H.C.S.	4	1/4-20 x 2"
40	59919670	Adapter-Str.	2	
43	59989533	Standard Tilt Cylinder	2	
-	59379818	- Seal Kit	1	
-	59415836	Extended Tilt Cylinder, 45°	2	
-	58890997	- Seal Kit	1	
-	59333153	Tilt Cylinder	2	
46	58841727	Standard Tilt Hose Assembly	1	25"
-	58841735	Extended Tilt Hose Assembly	1	33.5"
47	58841750	Standard Tilt Hose Assembly	1	36"
-	58841768	Extended Tilt Hose Assembly	1	39.5"
64	59918557	Adapter Tee	2	
67	59922864	90° Adapter	4	
70	58841719	Hose Assembly	1	
71	58841743	Hose Assembly	1	

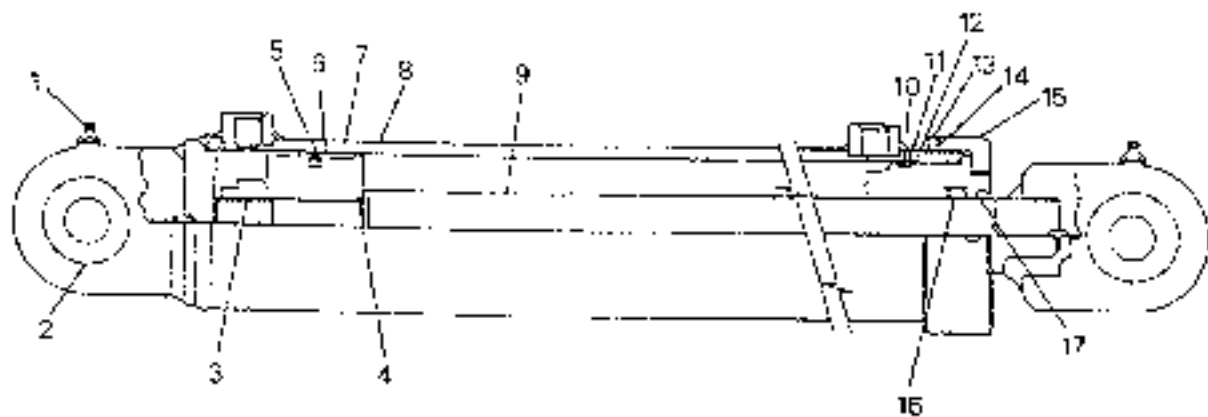
SIDE SHIFT CYLINDER (59989575) - INTERNAL BREAKDOWN



SIDE SHIFT CYLINDER (59989525) - INTERNAL BREAKDOWN

ITEM	COMM. NO.	DESCRIPTION	QTY	DIMENSIONS/NOTES
1	58755323	Spherical Bushing	2	
2	57012718	Lube Fitting	2	
3	56998503	Lock Nut	1	
4	59322651	AQ Seal Assembly	1	
5	59380279	Piston	1	
6	59380295	Wear Ring	2	
7	N.S.S.	Tube Assembly	1	
8	59380287	O-Ring	1	
9	59380261	Rod	1	
10	59752089	O-Ring	1	
11	59752097	Backup Ring	1	
12	51222198	Head	1	
13	57012684	Set screw	1	1/4 - 20 x 0.25"
14	57012676	Nylon Plug	1	
15	59861179	Head Cap	1	
16	59379800	U-Cap Rod	1	
17	59752048	Rod Wiper	1	
*	59379818	Seal Kit (Includes items 4, 6, 8, 10, 11, 16 and 17)	1	

STANDARD TILT CYLINDER (59989533) - INTERNAL BREAKDOWN

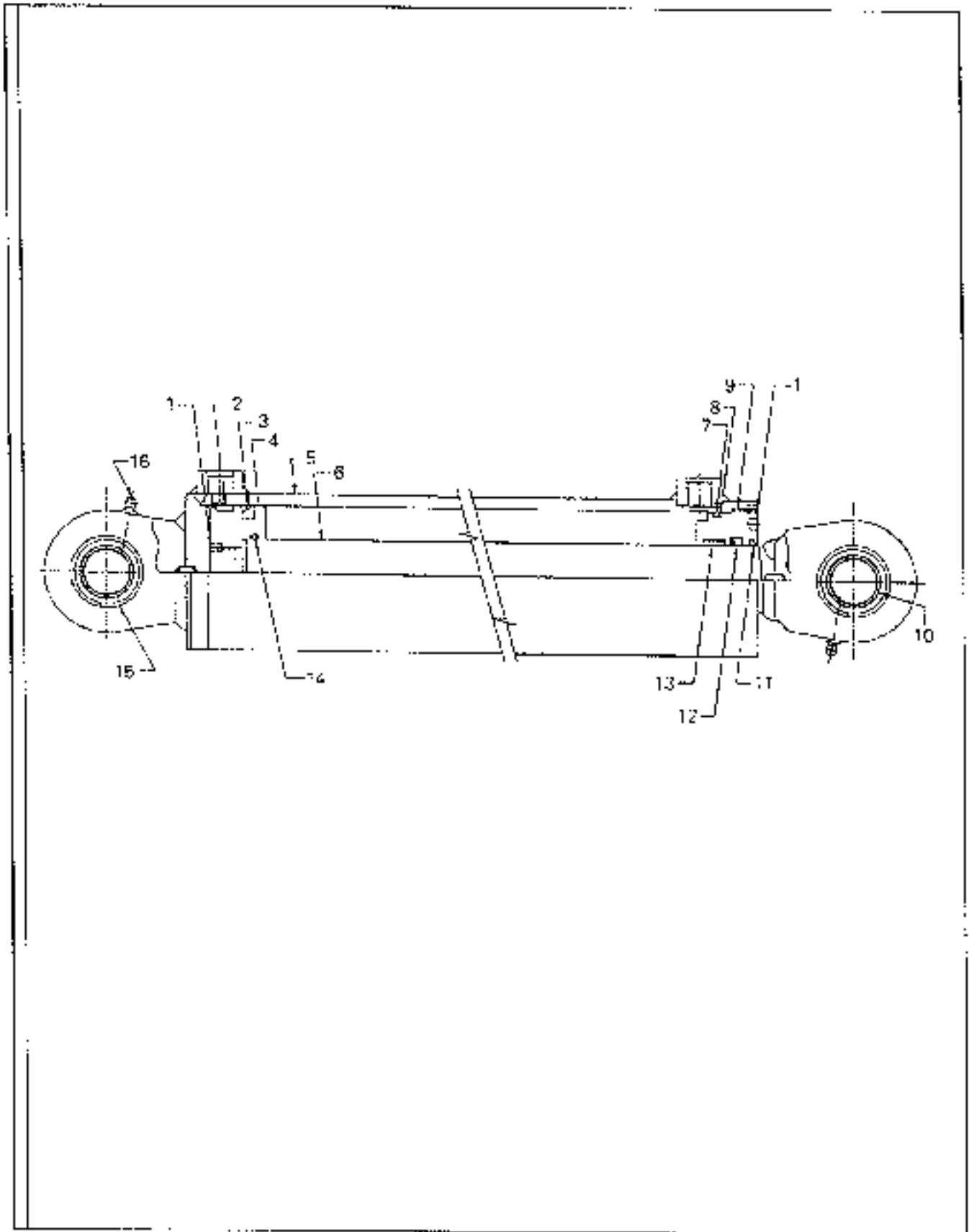


STANDARD TIU CYLINDER (59389533) - INTERNAL BREAKDOWN

ITEM	COMM. NO.	DESCRIPTION	QTY	DIMENSIONS/NOTES
1	57012718	Lube Filling	1	
2	58755323	Spherical Bushing	1	
3	56998503	Lock Nut	1	
4	59380287	O-Ring	1	
5	59322651	Seal	1	
6	59380279	Piston	1	
7	59380295	Wear Ring	2	
8	N.S.S.	Tube Assembly	1	
9	59379834	Rod	1	
10	59752089	O-Ring	1	
11	57220337	Backup Ring	1	
12	59379842	Head	1	
13	57012684	Set screw	1	
14	57012676	Nylon Plug	1	
15	59861179	Head Cap	1	
16	59379800	U-Cup Rod	1	
17	57163461	Seal Wiper	1	
-	59379818	Seal Kit (Includes items 4, 5, 7, 10, 11, 15 and 17)	1	

PINS
57353100
4 P.S.

EXTENDED TILT CYLINDER (59415836) INTERNAL BREAKDOWN

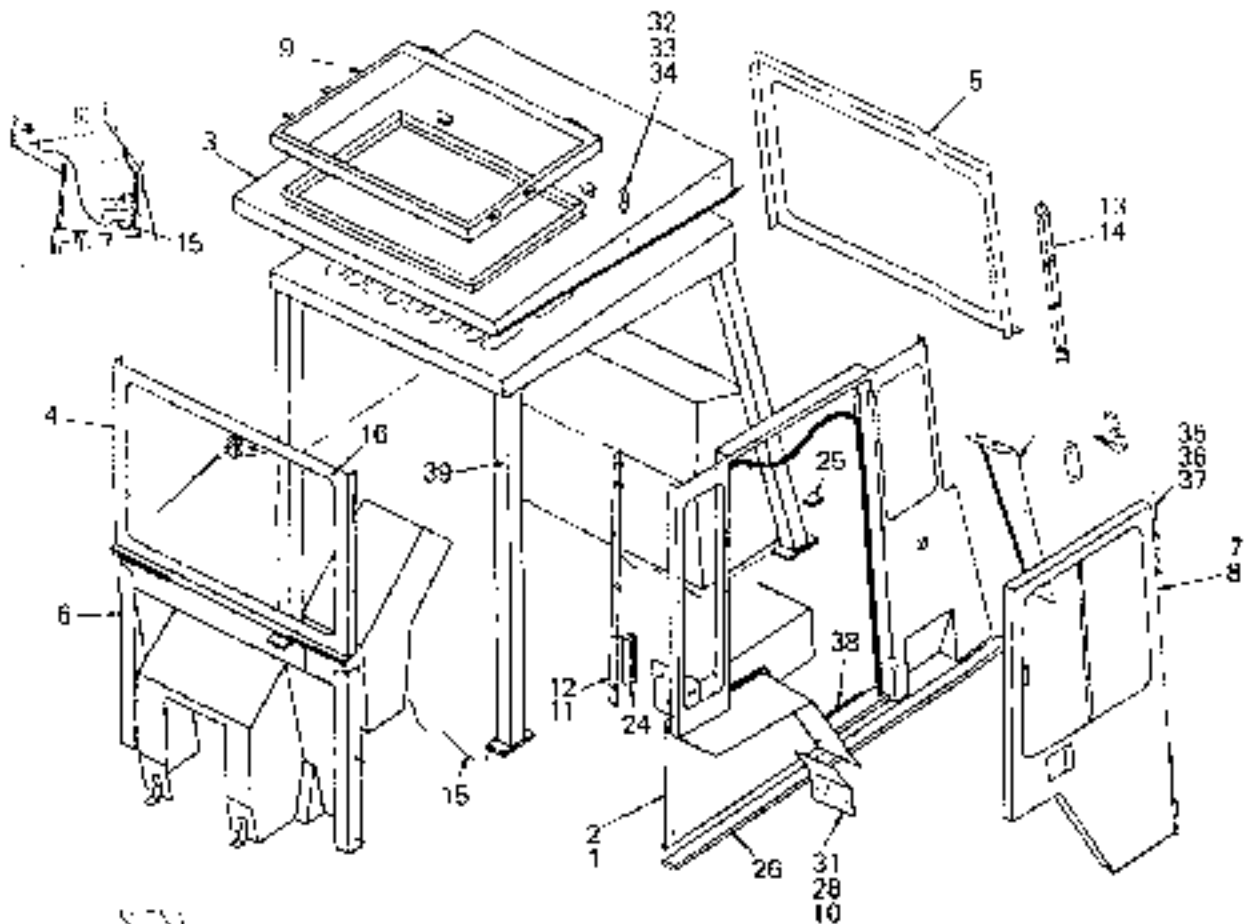


EXTENDED THROT CYLINDER (594158361 - INTERNAL BREAKDOWN

ITEM	COMM. NO.	DESCRIPTION	QTY	DIMENSIONS/NOTES
1	58813494	Setscrew	2	
2	58891037	Wear Ring	1	
3	57163495	AQ Seal Assembly	1	
4	58813478	Piston	1	
5	58813452	Tube Assembly	1	
6	58813460	Rod Assembly	1	
7	57163511	O-Ring	1	
8	59752097	Backup	1	
9	58813486	Head	1	
10	58755323	Spherical Bushing	2	
11	58891003	Wiper	1	
12	58891011	U Cup	1	
13	58891029	Wear Ring	1	
14	58891045	O-Ring	1	
15	58814879	Retaining Ring	2	
16	59775002	Lube Fitting	2	
	58890997	Seal Kit (Includes items 2, 3, 7, 8, and 11 thru 14)	1	

Handwritten:
 PMS
 57353120
 4 PCs

STEEL CAB ASSEMBLY (58885307) - INTERNAL BREAKDOWN

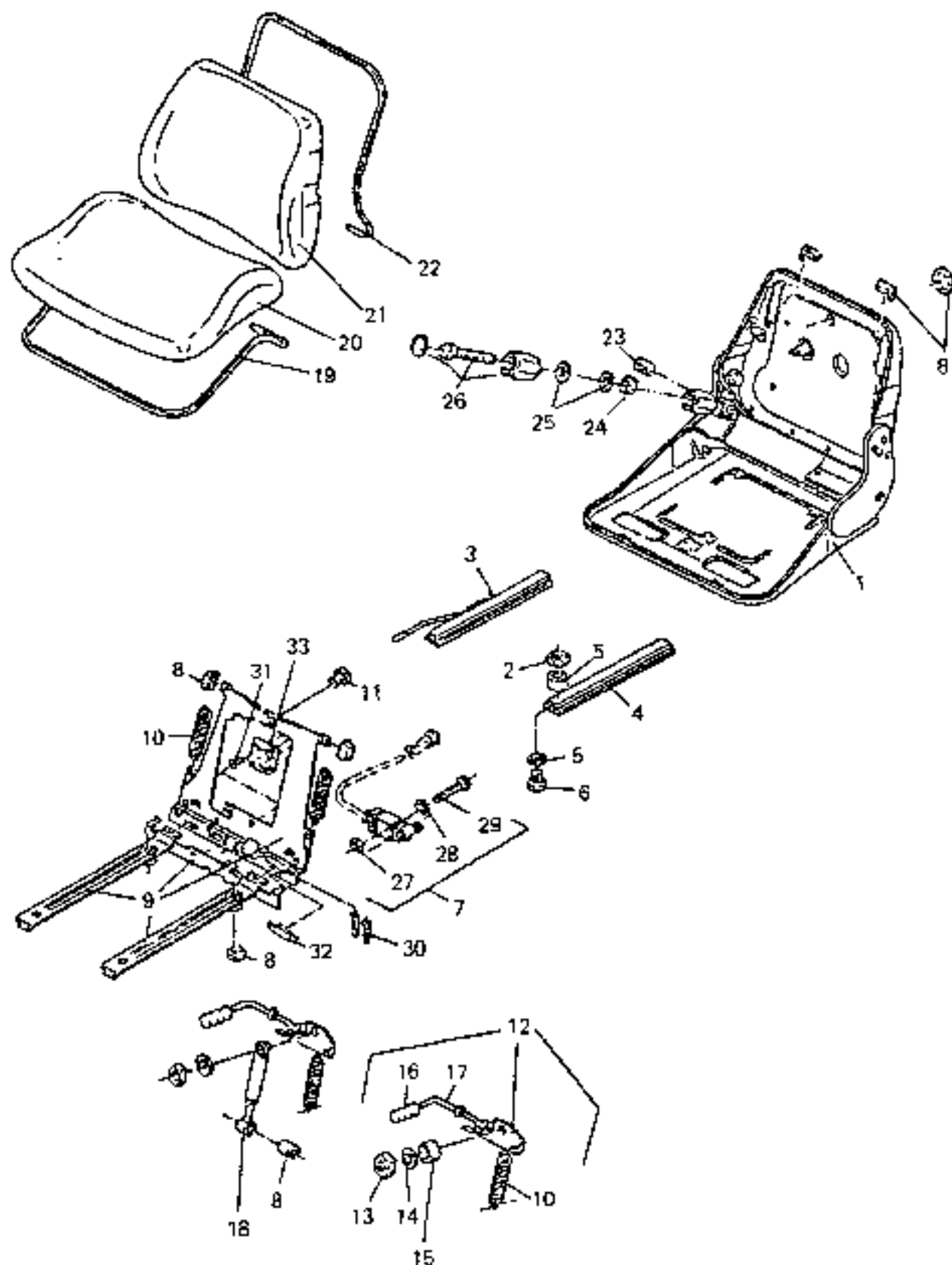


Wiper motor = 58969023
 Wiper Blade = 59052118

STEEL CAB ASSEMBLY (58883307) - INTERNAL BREAKDOWN

ITEM	COMM. NO.	DESCRIPTION	QTY	DIMENSIONS/NOTES
1	58969239	Panel Assembly, L.H.	1	
2	58969247	Panel Assembly, R. H.	1	
3	58969254	Roof Assembly	1	
4	58969262	Windshield Assembly	1	
-	N.S.S.	-Frame	1	
-	59046607	-Glass	1	
5	58969270	Rear Panel Assembly	1	
6	58969288	Cowl Assembly	1	
7	58969296	Door Assembly, L.H.	1	
-	59072736	-Door Hold Back	1	
-	59072249	-Weather Strip	1	
-	59072736	-Door Latch	1	
-	59125005	-Slide Window with Latch	1	
-	59125013	-Latch	1	
8	58969304	Door Assembly, R.H.	1	
-	59072249	-Weather Strip	1	
-	59072330	-Door Hold Back	1	
9	58969312	Skylight Assembly	1	
10	58969320	Fender Assembly Mount	2	
11	58969338	FR Panel Assembly Mtg Angle, L.H.	1	
12	58969346	FR Panel Assembly Mtg Angle, R.H.	1	
13	58969353	RR Panel Assembly Mtg Angle, L.H.	1	
14	58969361	RR Panel Assembly Mtg Angle, R.H.	1	
15	58969379	Cab Harness Assembly	1	
16	58969387	Wire Assembly, Front	1	
24	58969403	Bulb Seal	2	90°
25	58969411	Foam, Rear Filler - Open Cell	2	1 x 2 1/4 x 3
26	58969502	Cab Seal Foam - Closed Cell	2	5/8 x 1 3/4 x 65
28	58969437	Hex Nut	8	3/8-16
29	58969445	Hex Nut (Not Shown)	18	5/16-18
30	58969452	Lockwasher Helical Spring	18	5/16
31	58969460	Lockwasher Helical Spring	8	
32	58969478	Roof Hook	2	
33	58969486	Flatwasher	2	1/2
34	58969494	Lockwasher	2	
35	58969510	Hex Head Bolt	4	3/8-16 x 5 1/2
36	58969528	Locknut Nylon Insert	2	3/8-16
37	58969536	Flatwasher	4	3/4
38	58969544	Pan Head Screw	4	3/8-16 x 1.0
39	58969551	Clip, Wire Tie	12	
40	58969569	Hex Head Bolt	54	5/16-18 x 1 1/4
41	58969577	Flatwasher	72	5/16
42	58969585	Console Filler Foam	1	

SEAT ASSEMBLY (58827189) - INTERNAL BREAKDOWN
SHEET 1 OF 2

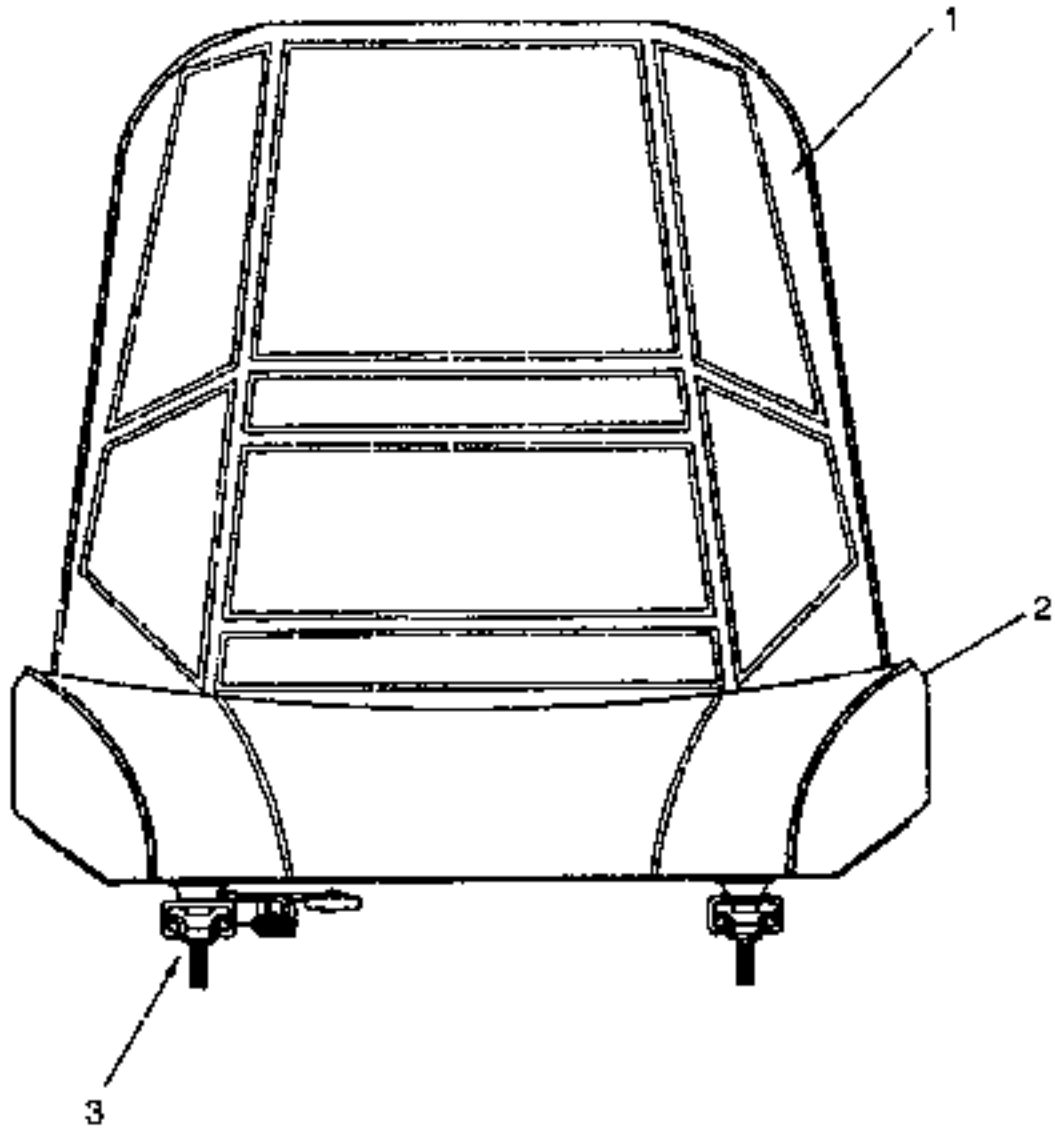


SEAT ASSEMBLY (58827189) - INTERNAL BREAKDOWN

SHEET 1 OF 2

ITEM	COMM. NO.	DESCRIPTION	QTY	DIMENSIONS/NOTES
1	58845827	Seat Frame	1	
2	58845835	Hex Nut	4	M8
3	58845843	Slide Adjuster w/ Lever (R.H.)	1	
4	58845850	Slide (L.H.)	1	
5	58845868	Flat Washer	8	M8
6	58845876	Screw	6	
7	58845884	Limit Switch Kit (Optional) (Includes Items 27 thru 29)	1	
8	58845892	Wear Parts Kit	1	
9	58845900	Carrier	1	
10	58845918	Tension Spring (Included in Item 12)	2	
11	58845926	Screw	2	
12	58845983	Weight Adjuster Kit (Includes Items 10 and 13 thru 17)	1	
13	58845934	- Hex Nut	1	
14	58845942	- Flat Washer	1	
15	58845959	- Bushing Kit	1	
16	58845967	- Lever Grip	1	
17	58845975	- Adjustment Lever	1	
18	58845991	Shock Absorber Kit (Optional)	1	
19	58874405	Edge Trim	1	
20	58874413	Vinyl Seat Cushion	1	
21	58874421	Vinyl Backrest Cushion	1	
22	58874439	Edge Trim	1	
23	58874447	Threaded Barrel	1	
24	58874470	Nut	1	
25	58874462	Flat Washer	2	
26	58874454	Adjustment Spindle	1	
27	58874488	Hex Nut (Optional) (Included in Item 7)	1	
28	58874496	Flat Washer (Optional) (Included in Item 7)	1	
29	58874504	Screw (Optional) (Included in Item 7)	1	
30	58874512	Spring Set	1	
31	58874520	Rivet	4	
32	58874538	Clamp	2	
33	58874546	Switch Mounting Plate	1	

SEAT ASSEMBLY (58827189) - INTERNAL BREAKDOWN
SHEET 2 OF 2



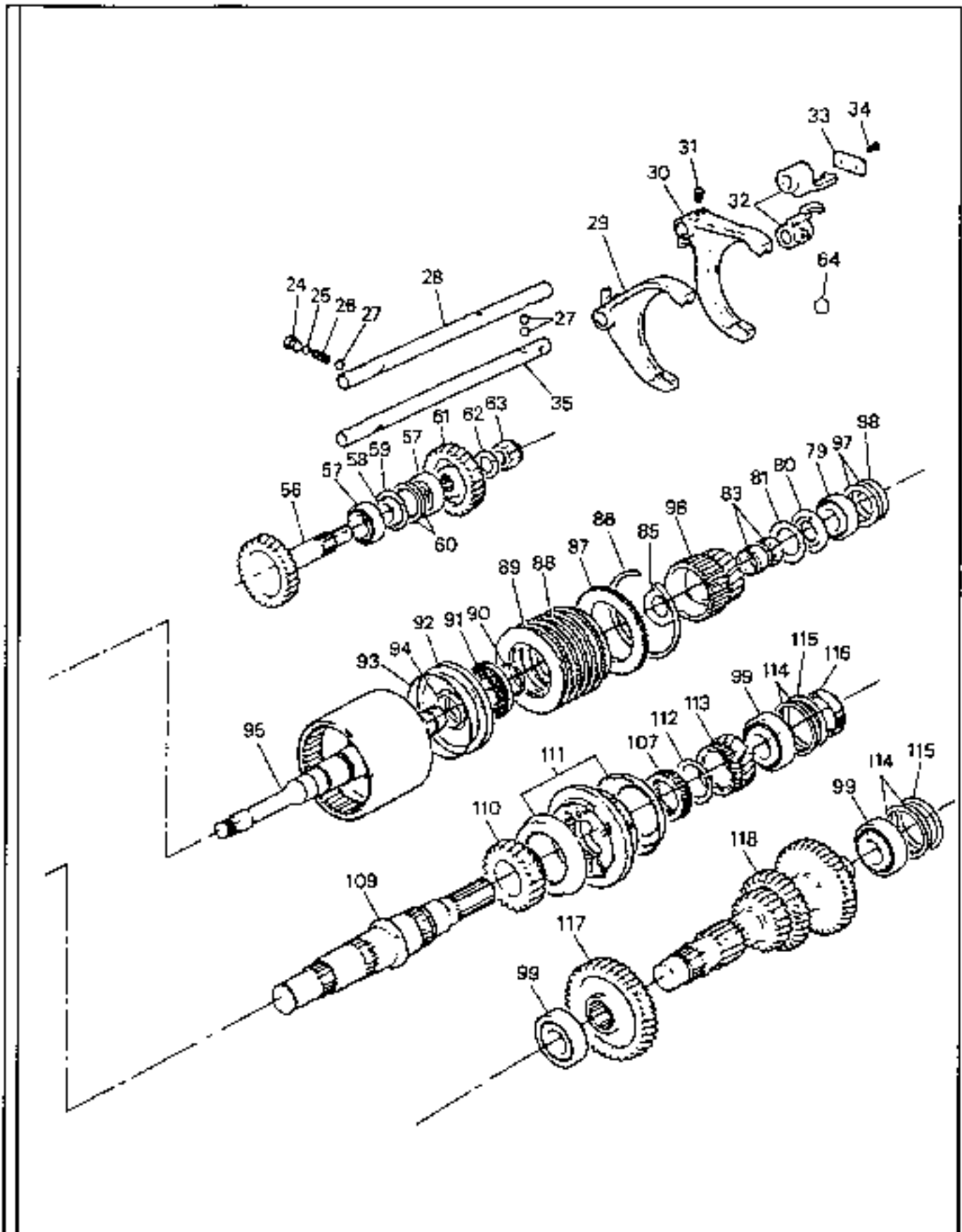
SEAT ASSEMBLY (58827189) - INTERNAL BREAKDOWN
SHEET 2 OF 2

ITEM	COMM. NO.	DESCRIPTION	QTY.	DIMENSIONS/NOTES
1	59080051	Backrest	1	
2	59080069	Seat Cushion	1	
3	59080077	Track Set	1	

2WD TRANSMISSION (59413146) - INTERNAL BREAKDOWN

ITEM	COMM. NO.	DESCRIPTION	QTY	DIMENSIONS/NOTES
1	59420364	Screw	3	
2	59420372	Drain Plug	2	
-	59420380	O-Ring, Drain Plug	1	
3	59420398	Cover, Strainer	1	
4	59420406	Washer, Support	1	
5	59420414	O-Ring	1	
6	59420422	Strainer, Suction	1	
7	59420448	Plug, Blanking	1	
8	59420455	Washer, Copper	1	
9	59420463	Plug, Expansion	2	
10	59420471	Case, Transmission, Front	1	
11	59420489	O-Ring	3	
12	59420497	Nipple	1	
13	59420505	Cover, Dust	1	
14	59420513	Breather	1	
15	59420521	Lever, Stub (long)	1	
-	59420539	Spacer	1	
-	58845355	Plug, Blanking	1	
16	59420547	Pin, Anti-Rotation	1	
17	59420554	Seating, Lower	1	
18	59420562	O-Ring	1	
19	59420570	Clip, Hose	1	
20	59420588	Cover, Dust	1	
-	59420596	Clip, Dust Cover	1	
21	59420604	Screw	3	
22	59420612	Seating, Upper	1	
23	59420620	Gasket	A/R	
24	59420638	Plug, Detent	2	
25	59420646	O-Ring	2	
26	59420653	Spring, Detent	2	
27	59420661	Ball	4	
28	59420679	3rd/4th Shift Rod	1	
29	59420687	1st/2nd Shift Fork	1	
30	59420695	3rd/4th Shift Fork	1	
31	59420703	Screw, Lock	4	
32	59420711	Lug, Shift	2	
33	59420729	Plate, Interlock	1	
34	59420737	Screw	2	
35	59420745	1st/2nd Shift Rod	1	
36	59420752	Housing, Converter	1	
37	59420760	Screw	8	
38	59420778	Ring, Sealing	1	
39	59420786	Pump and Oil Seal Assembly	1	

2WD TRANSMISSION (59413146) - INTERNAL BREAKDOWN



2WD TRANSMISSION (59413146) - INTERNAL BREAKDOWN

ITEM	COMLNO.	DESCRIPTION	QTY	DIMENSIONS/NOTES
40	59420794	Washer	4	
41	59420802	Screw	4	
42	59420810	Seal, Oil	1	
43	59420828	Plug	2	
44	59420836	Gasket	1	
45	59420844	Housing, Filter	1	
46	59420851	Adapter (Not Shown)	1	
47	59420869	Filter, Oil	1	
48	59420877	Screw	1	
49	59420885	Washer	2	
50	59420893	Case, Rear	1	
51	59420901	Cover, Rear	1	
52	59420919	Screw	11	
53	59420927	Nut	1	
54	59420935	Screw	1	
55	59420943	Gasket	1	
56	59420950	Gear, Reverse Idler	1	
57	59420968	Bearing, Idler	2	
58	59420976	Spacer, Reverse Idler	1	
59	59420984	Spacer	1	
60	59420992	Shim	A/R	0.051mm
-	59421008	Shim	A/R	0.076mm
-	59421016	Shim	A/R	0.178mm
-	59421024	Shim	A/R	0.559mm
61	59421032	Gear, Reverse Idler	1	
62	59421040	Washer	1	
63	59421057	Nut, Self-Locking	1	
64	59421065	Plug, Taper	1	
65	59421073	Pipe, Suction	1	
66	59421081	Cover, Handhole	1	
67	59421099	Screw	4	
68	59421107	Plug, Core	A/R	
69	59421115	Gasket - P.T.O.	A/R	
-	59421123	Gasket	A/R	0.25mm
-	59421131	Gasket	A/R	0.50mm
70	59421149	Plate, Cover	1	
71	59421156	Screw	8	
72	59421164	Plug, Taper	1	
73	59421172	Screw	15	
74	59421180	Gasket	1	
75	59421198	Pipe, Oil Transfer	1	
76	59421206	Screw, Banjo	2	
77	59421214	Washer	4	

Always use Ingersoll-Rand Replacement parts!

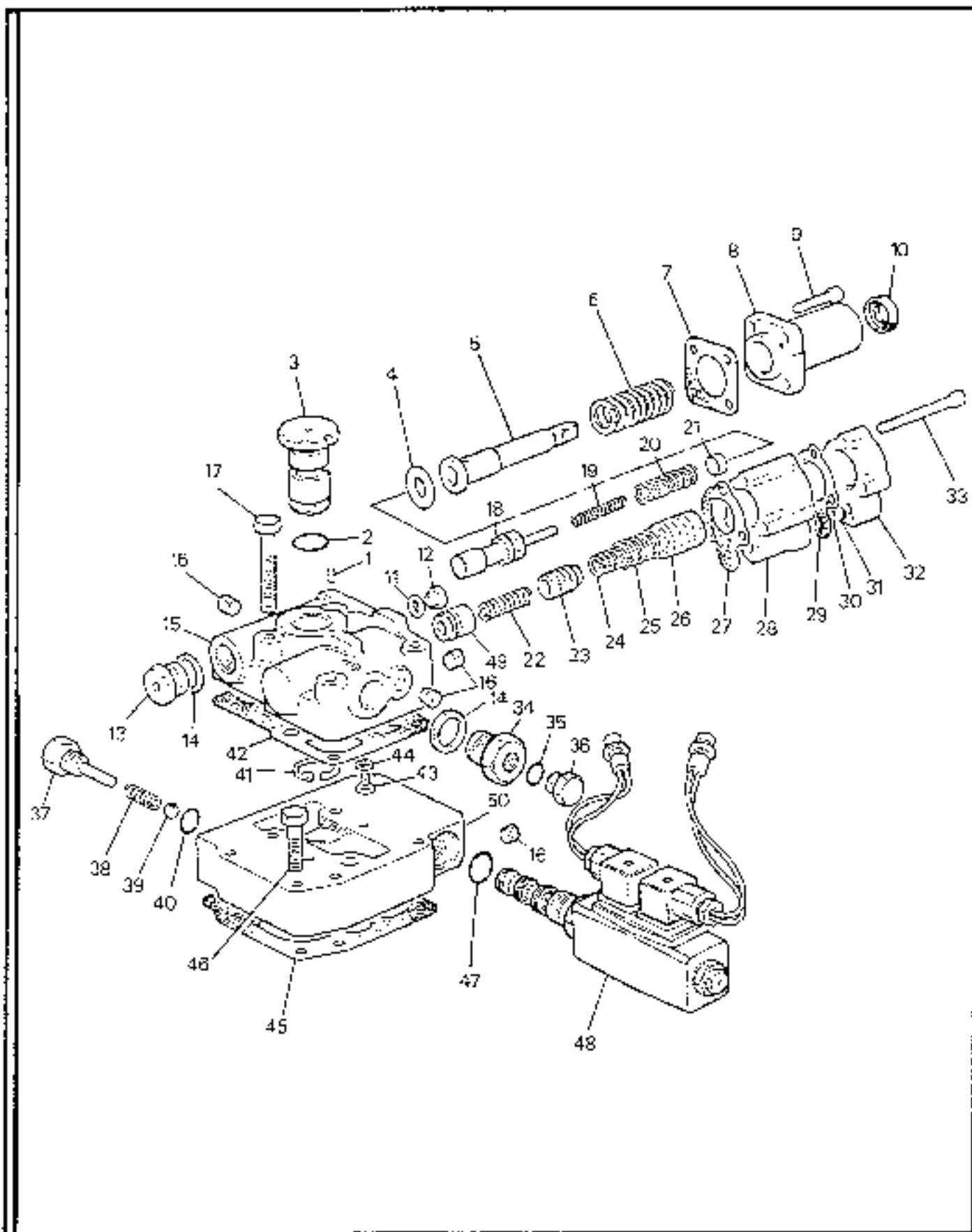
2WD TRANSMISSION (59413146) - INTERNAL BREAKDOWN

ITEM	COMM. NO.	DESCRIPTION	QTY	DIMENSIONS/NOTES
78	59421222	Pin, Anti-Rotation	4	
79	59421230	Bearing, Input Shaft	2	
80	59421248	Washer, Outer Thrust	2	
81	59421255	Washer, Thrust	2	
82	59421263	Ring, Sealing	4	
83	59421271	Bearing, Gear	4	
84	59421289	Gear, Forward Primary	1	
85	59421297	Washer, Inner Thrust	2	
86	59421305	Ring, Spring	2	
87	59421313	Retainer	2	
88	58845363	Disc, Friction	12	
89	59421339	Disc, Clutch	14	
90	59421347	Ring, Spring	2	
91	59421354	Spring Retainer	2	
92	59421362	Piston	2	
93	59421370	Seal, Outer Lip	2	
94	59421388	O-Ring	2	
95	59421396	Shaft, Input	1	
96	59421404	Gear, Reverse Primary	1	
97	59421412	Shim	A/R	0.051mm
-	59421420	Shim	A/R	0.076mm
-	59421438	Shim	A/R	0.127mm
-	59421446	Shim	A/R	0.178mm
-	59421453	Shim	A/R	0.381mm
-	59421461	Shim	A/R	0.508mm
98	59421479	Spacer, Rear Bearing	1	
99	59421487	Bearing, Output Shaft and Countershaft	4	
100	59421495	Spacer, Front Bearing	1	
101	59421503	Gear, Output Shaft Drive	1	
102	59421511	Sleeve, 1st Gear Bearing	1	
103	59421529	Spacer	1	
104	59421537	Bearing, 1st Gear	2	
105	59421545	1st Gear	1	
106	59421552	1st/2nd Synchro	1	
107	59421560	Sleeve, Shift Hub	2	
108	59421578	2nd Gear	1	
109	59421586	Shaft, Output	1	
110	59421594	3rd Gear	1	
111	59421602	3rd/4th Synchro	1	
112	59421610	Circlip	1	
113	59421628	4th Gear	1	
114	59421636	Shim	A/R	0.051mm
-	59421644	Shim	A/R	0.076mm
-	59421669	Shim	A/R	0.559mm

2WD TRANSMISSION (59413146) - INTERNAL BREAKDOWN

ITEM	COMM.NO.	DESCRIPTION	QTY.	DIMENSIONS/NOTES
115	59421677	Spacer, Bearing	2	
116	59421685	Seal, Oil	1	
117	59421701	Gear, Countershaft Drive	1	
118	59421719	Countershaft	1	
119	59421727	Dowel	4	
-	59422790	Overhaul Kit - Main Transmission (Includes the following kits)	1	
-	59422717	-Bearing Kit - Main Transmission (Includes items 57, 79, 83, 99, 102, and 104)	1	
-	59422725	-Gasket Kit - Main Transmission (Includes items 23, 44, 55, 69, and 74)	1	
-	59422733	-Thrust Washer Kit - Main Transmission (Includes items 80, 81, and 85)	1	
-	59422741	-Clutch Pack Kit - Main Transmission (Includes items 86 thru 94)	1	
-	59422758	-Seal Kit - Main Transmission (Includes items 38, 40, 42, 68, 82, 93, and 116)	1	
-	59422766	-Snap Ring Kit - Main Transmission (Includes items 86, 90, and 112)	1	
-	59422774	-O-Ring Kit - Main Transmission (Includes items 5, 11, 18, 25, and 94)	1	
-	59422782	-Small Parts Kit - Main Transmission (Includes items 24 thru 27)	1	

T-708G
PARTS MANUAL



2WD TRANSMISSION (CONTROL VALVE) (59413146) - INTERNAL BREAKDOWN

ZWD TRANSMISSION (CONTROL VALVE) (59413146) - INTERNAL BREAKDOWN

ITEM	COMM NO	DESCRIPTION	QTY
**	59421733	Control Valve Assembly	1
1	59421800	-Pin Spiral	1
2	59421784	-O-Ring	1
3	58949728	-Plug, Transfer	1
4	59421818	-Spacer	1
5	58949736	-Valve, Inching	1
6	58949744	-Spring	1
7	59421842	-Gasket	1
8	59421859	-Housing	1
9	59421867	-Screw	1
10	59421875	-Seat, Oil	1
11	59421909	-Washer	1
12	59421917	-Plug	1
13	59421925	-Plug	1
14	59421933	-Washer, Copper	2
15	59421941	-Body, Selector	1
16	59421958	-Plug, Taper	1
17	59421966	-Screw	4
18	59421974	-Spool Inching	1
19	59421982	-Spring, Inner	1
20	59421990	-Spring, Outer	1
21	59422006	-Spacer	1
22	59422014	-Spring	1
23	59422022	-Piston	1
24	59422030	-Spring, Inner	1
25	59422048	-Spring, Outer	1
26	59422055	-Housing, Piston	1
27	59422063	-Gasket	1
28	59422071	-Body, Valve	1
29	59422089	-Gasket	1
30	59422097	-Spring	1
31	59422105	-Ball	2
32	59422113	-Cover, End	1
33	59422121	-Screw	1
34	58949751	-Adapter	1
35	59422139	-O-Ring	1
36	59422147	-Plug	1
37	59422162	-Guide, Spring	1
38	59422170	-Spring	1
39	59422188	-Ball	1
40	59422196	-O-Ring	1
41	59422238	-Circlip	1
42	59422246	-Gasket	1
43	59422253	-Screw	1
44	59422261	-Washer	1
45	59422279	-Gasket	1
46	59420802	-Bolt, Nylon	1
47	58949769	-O-Ring	1

CONTINUED

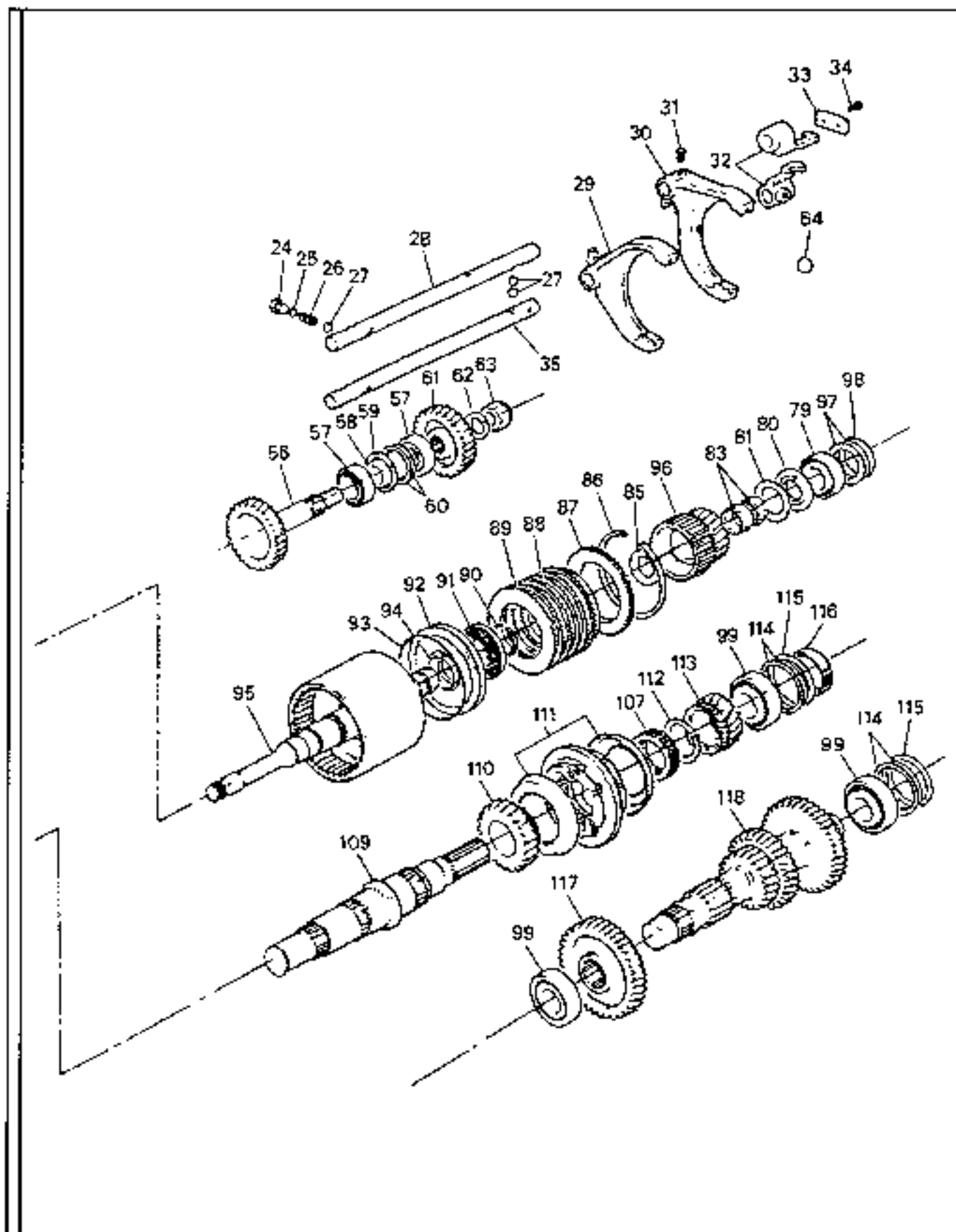
2WD TRANSMISSION (CONTROL VALVE) (59413146) - INTERNAL BREAKDOWN

ITEM	COMM. NO.	DESCRIPTION	QTY
48	58949777	-Solenoid	1
49	58949785	-Spool	1
50	59422295	-Adapter	1

4WD TRANSMISSION (59417097) - INTERNAL BREAKDOWN

ITEM	COMM. NO.	DESCRIPTION	QTY	DIMENSIONS/NOTES
		3034 59417097		
1	59420364	Screw	3	
2	59420372	Drain Plug	2	
-	59420380	O-Ring, Drain Plug	1	
3	59420398	Cover, Strainer	1	
4	59420406	Washer, Support	1	
5	59420414	O-Ring	1	
6	59420422	Strainer, Suction	1	
7	59420448	Plug, Blanking	1	
8	59420455	Washer, Copper	1	
9	59420463	Plug, Expansion	2	
10	59420471	Case, Transmission, Front	1	
11	59420489	O-Ring	3	
14	59420513	Breather	1	
15	59420521	Lever, Stub (long)	1	
-	59420539	Spacer	1	
-	58845355	Plug, Blanking	1	
16	59420547	Pin, Anti-Rotation	1	
17	59420554	Seating, Lower	1	
18	59420562	O-Ring	1	
19	59420570	Clip, Hose	1	
20	59420588	Cover, Dust	1	
-	59420596	Clip, Dust Cover	1	
21	59420604	Screw	3	
22	59420612	Seating, Upper	1	
23	59420620	Gasket	A/R	
24	59420638	Plug, Detent	2	
25	59420646	O-Ring	2	
26	59420653	Spring, Detent	2	
27	59420661	Ball	4	
28	59420679	3rd/4th Shift Rod	1	
29	59420687	1st/2nd Shift Fork	1	
30	59420695	3rd/4th Shift Fork	1	
31	59420703	Screw, Lock	4	
32	59420711	Lug, Shift	2	
33	59420729	Plate, Interlock	1	
34	59420737	Screw	2	
35	59420745	1st/2nd Shift Rod	1	
36	59420752	Housing, Converter	1	
37	59420760	Screw	8	
38	59420778	Ring, Sealing	1	
39	59420786	Pump and Oil Seal Assembly	1	
40	59420794	Washer	4	
41	59420802	Screw	4	

4WD TRANSMISSION (S9417097) - INTERNAL BREAKDOWN



4WD TRANSMISSION (59417097) - INTERNAL BREAKDOWN

ITEM	COMM. NO.	DESCRIPTION	QTY	DIMENSIONS/METES
42	59420810	Seal, Oil	1	
43	59420828	Plug	2	
44	59420836	Gasket	1	
45	59420844	Housing, Filter	1	
46	59420851	Adapter (Not Shown)	1	
47	59420869	Filter, Oil	1	
48	59420877	Screw	1	
49	59420885	Washer	2	
50	59420893	Case, Rear	1	
51	59420901	Cover, Rear	1	
52	59420919	Screw	11	
53	59420927	Nut	1	
54	59420935	Screw	1	
55	59420943	Gasket	1	
56	59420950	Gear, Reverse Idler	1	
57	59420968	Bearing, Idler	2	
58	59420976	Spacer, Reverse Idler	1	
59	59420984	Spacer	1	
60	59420992	Shim	A/R	0.051mm
-	59421008	Shim	A/R	0.076mm
-	59421016	Shim	A/R	0.178mm
-	59421024	Shim	A/R	0.559mm
61	59421032	Gear, Reverse Idler	1	
62	59421040	Washer	1	
63	59421057	Nut, Self-Locking	1	
64	59421065	Plug, Taper	1	
65	59421073	Pipe, Suction	1	
68	59421107	Plug, Core	A/R	
72	59421164	Plug, Taper	1	
73	59421172	Screw	15	
74	59421180	Gasket	1	
77	59421214	Washer	4	
78	59421222	Pin, Anti-Rotation	4	
79	59421230	Bearing, Input Shaft	2	
80	59421248	Washer, Outer Thrust	2	
81	59421255	Washer, Thrust	2	
82	59421263	Ring, Sealing	4	
83	59421271	Bearing, Gear	4	
84	59421289	Gear, Forward Primary	1	
85	59421297	Washer, Inner Thrust	2	
86	59421305	Ring, Spring	2	
87	59421313	Retainer	2	
88	58845363	Disc, Friction	12	

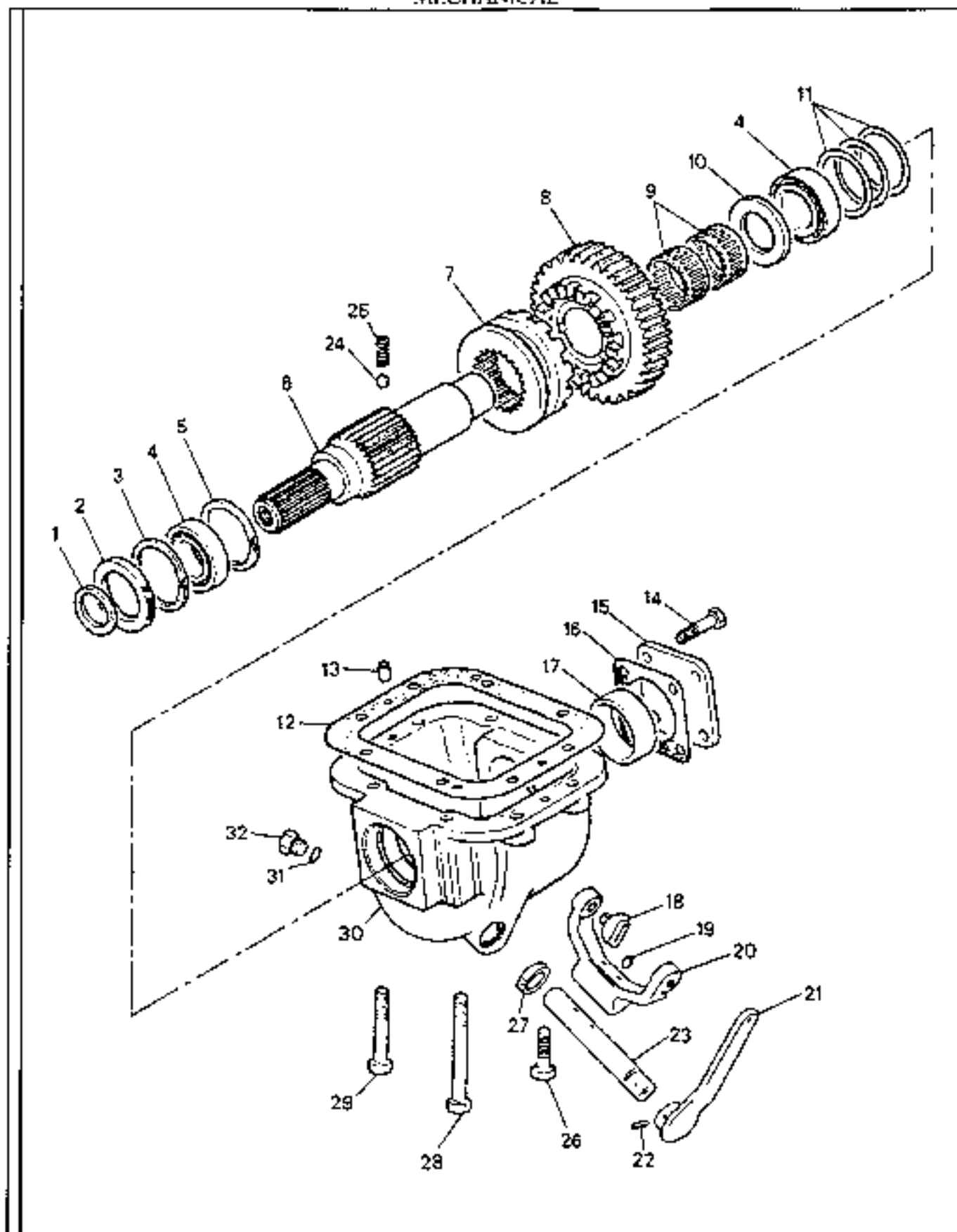
4WD TRANSMISSION (59417097) - INTERNAL BREAKDOWN

ITEM	COMM. NO.	DESCRIPTION	QTY	DIMENSIONS/NOTES
89	59421339	Disc, Clutch	14	
90	59421347	Ring, Spring	2	
91	59421354	Spring Retainer	2	
92	59421362	Piston	2	
93	59421370	Seal, Outer Lip	2	
94	59421388	O-Ring	2	
95	59421396	Shaft, Input	1	
96	59421404	Gear, Reverse Primary	1	
97	59421412	Shim	A/R	0.051mm
-	59421420	Shim	A/R	0.076mm
-	59421438	Shim	A/R	0.127mm
-	59421446	Shim	A/R	0.178mm
-	59421453	Shim	A/R	0.381mm
-	59421461	Shim	A/R	0.508mm
98	59421479	Spacer, Rear Bearing	1	
99	59421487	Bearing, Output Shaft & Countershaft	4	
100	59421495	Spacer, Front Bearing	1	
101	59421503	Gear, Output Shaft Drive	1	
102	59421511	Sleeve, 1st Gear Bearing	1	
103	59421529	Spacer	1	
104	59421537	Bearing, 1st Gear	2	
105	59421545	1st Gear	1	
106	59421552	1st/2nd Synchro	1	
107	59421560	Sleeve, Shift Hub	2	
108	59421578	2nd Gear	1	
109	59421586	Shaft, Output	1	
110	59421594	3rd Gear	1	
111	59421602	3rd/4th Synchro	1	
112	59421610	Circlip	1	
113	59421628	4th Gear	1	
114	59421636	Shim	A/R	0.051mm
-	59421644	Shim	A/R	0.076mm
-	59421651	Shim	A/R	0.178mm
-	59421669	Shim	A/R	0.559mm
115	59421677	Spacer, Bearing	2	
116	59421685	Seal, Oil	1	
117	59421701	Gear, Countershaft Drive	1	
118	59421719	Countershaft	1	
119	59421727	Dowel	4	
-	59422790	Overhaul Kit - Main Transmission (Includes the following kits)	1	
-	59422717	-Bearing Kit - Main Transmission (Includes items 57, 79, 83, 99, 102, and 104)	1	

4WD TRANSMISSION (59417097) - INTERNAL BREAKDOWN

ITEM	COMM.NO.	DESCRIPTION	QTY	DIMENSIONS/NOTES
-	59422725	-Gasket Kit - Main Transmission (Includes items 23, 44, 55, 69, and 74)	1	
-	59422733	-Thrust Washer Kit - Main Transmission (Includes items 80, 81, and 85)	1	
-	59422741	-Clutch Pack Kit - Main Transmission (Includes items 86 thru 94)	1	
-	59422758	-Seal Kit - Main Transmission (Includes items 38, 40, 42, 68, 82, 93, and 116)	1	
-	59422766	-Snap Ring Kit - Main Transmission (Includes items 86, 90, and 112)	1	
-	59422774	-O-Ring Kit - Main Transmission (Includes items 5, 11, 18, 25, and 94)	1	
-	59422782	-Small Parts Kit - Main Transmission (Includes items 24 thru 27)	1	

4WD TRANSMISSION (59417097) - INTERNAL BREAKDOWN
MECHANICAL

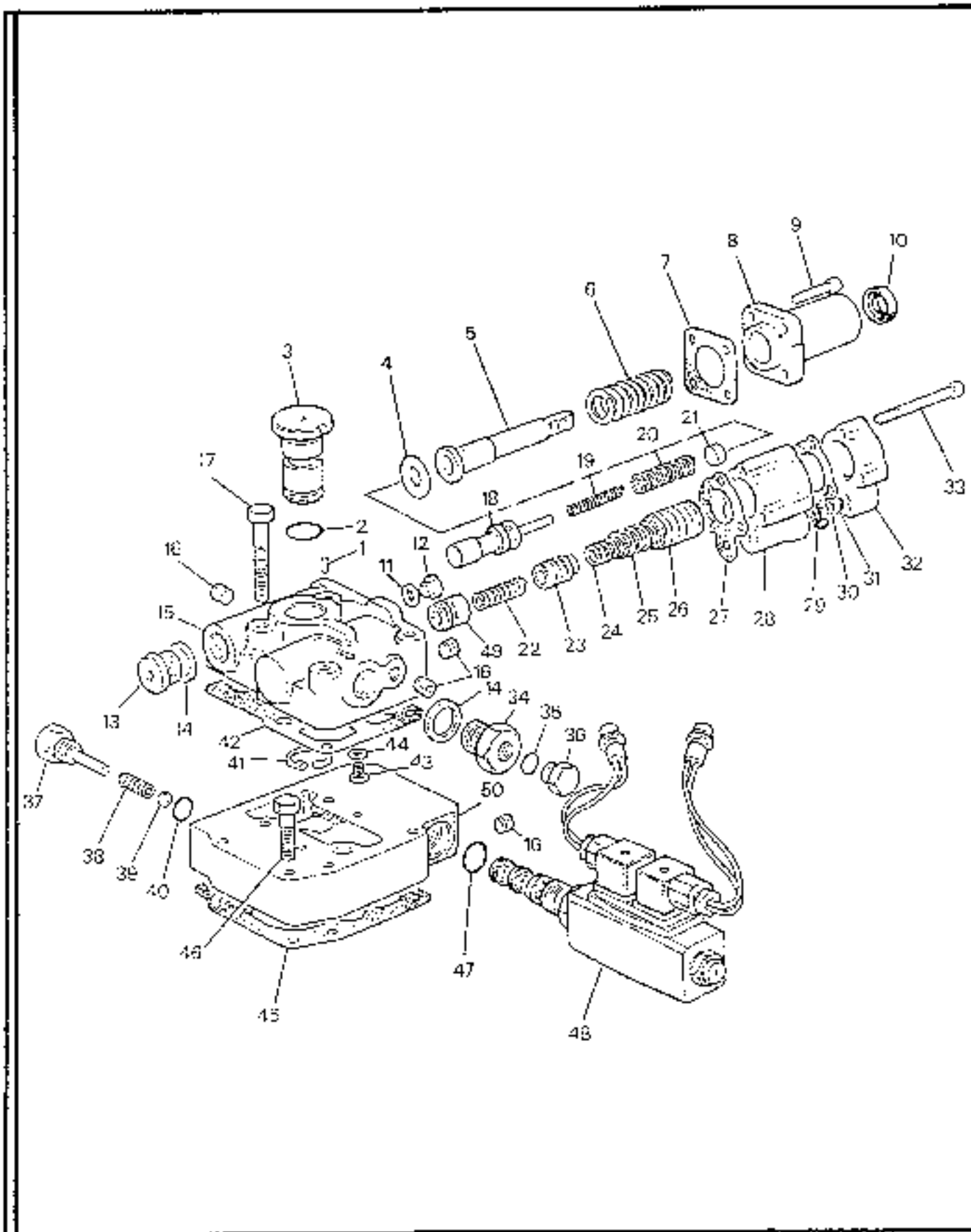


4WD TRANSMISSION (59417097) - INTERNAT. BREAKDOWN

MECHANICAL

ITEM	COMM. NO.	DESCRIPTION	QTY	DIMENSIONS/NOTES
1	59422527	Spacer	1	
2	59422535	Seal, Oil	1	
3	59422402	Circlip	1	
4	59422410	Bearing	2	
5	59422675	Circlip	1	
6	59422626	Shaft, Output	1	
7	59422659	Collar, Clutch	1	
8	59422618	Gear	1	
9	59422683	Bearing, Gear	1	
10	59422543	Washer, Thrust	1	
11	59422428	Shim	A/R	0.051mm
-	59422436	Shim	A/R	0.076mm
-	59422444	Shim	A/R	0.127mm
-	59422451	Shim	A/R	0.178mm
-	59422469	Shim	A/R	0.381mm
-	59422477	Shim	A/R	0.508mm
12	59421123	Gasket, Transfer Case	1	0.25mm
-	59421131	Gasket, Transfer Case	1	0.50mm
13	59421727	Dowel	1	
14	59422386	Screw	1	
15	59422493	Cover, End	1	
16	59422485	Gasket	1	
17	59422501	Spacer	1	
18	59422519	Slipper	2	
19	59422568	Screw, Lock	1	
20	59422592	Fork, Shift	1	
21	59422576	Lever Assembly	1	
22	59422352	Pin, Tension	1	
23	59422584	Rod, Shift	1	
24	59422329	Ball	1	
25	59422642	Spring	1	
26	59422378	Screw	1	
27	59422667	Seal, Oil	2	
28	59422352	Screw	4	
29	59422360	Screw	1	
30	59422691	Case, Transfer	1	
31	59422337	O-Ring	1	
32	59422303	Plug, Drain	1	

T-708G
PARTS MANUAL



4WD TRANSMISSION (CONTROL VALVE) (59417097) - INTERNAL BREAKDOWN

4WD TRANSMISSION (CONTROL VALVE) (59413146) - INTERNAL BREAKDOWN

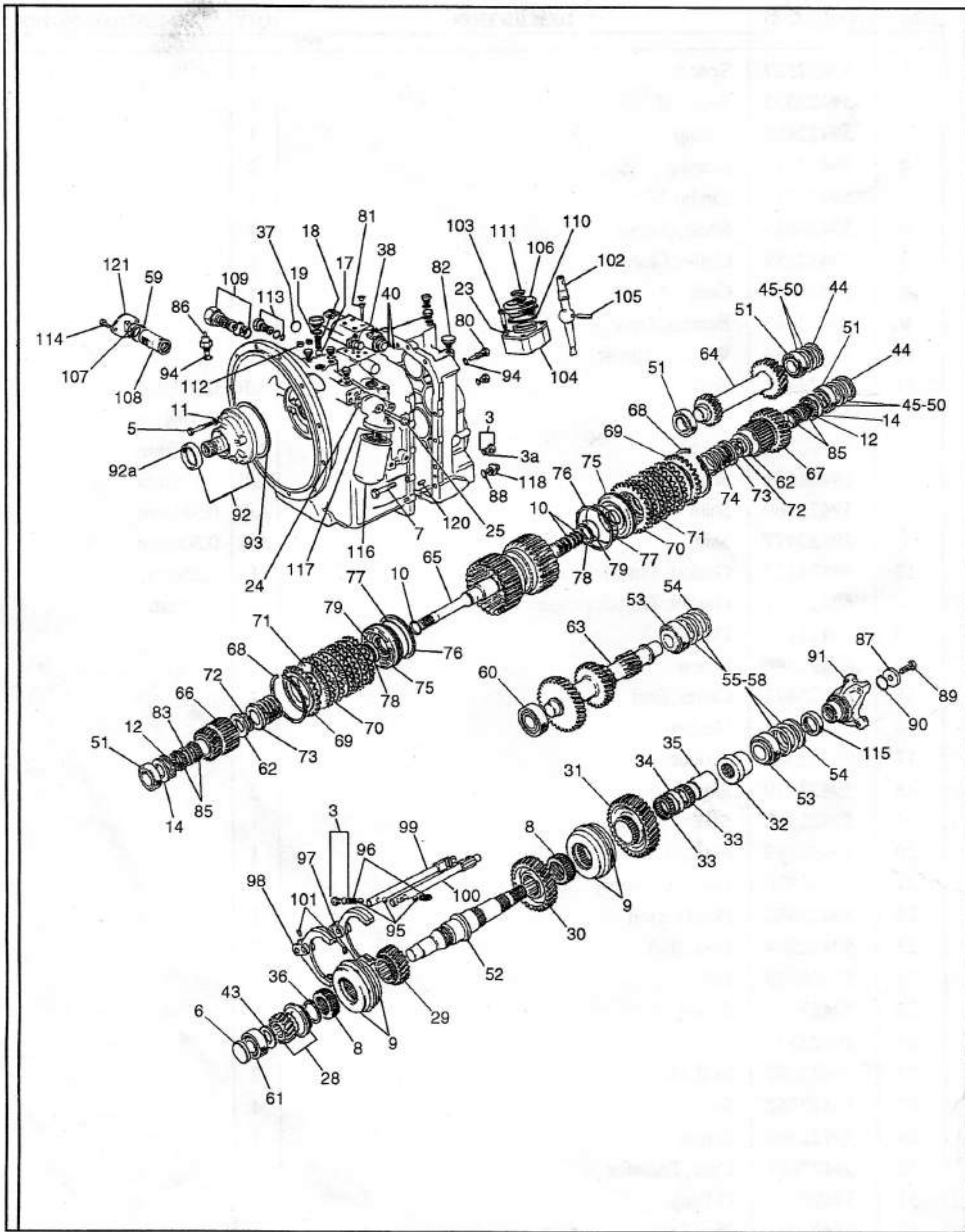
ITEM	COMM. NO.	DESCRIPTION	QTY
**	59421735	Control Valve Assembly	1
1	59421800	-Pin Spiral	1
2	59421784	-O-Ring	1
3	58949728	-Plug, Transfer	1
4	59421818	-Spacer	1
5	58949736	-Valve, Inching	1
6	58949744	-Spring	1
7	59421842	-Gasket	1
8	59421859	-Housing	1
9	59421867	-Screw	1
10	59421875	-Seal, Oil	1
11	59421909	-Washer	1
12	59421917	-Plug	1
13	59421925	-Plug	1
14	59421933	-Washer, Copper	2
15	59421941	-Body, Selector	1
16	59421958	-Plug, Taper	1
17	59421966	-Screw	4
18	59421974	-Spool Inching	1
19	59421982	-Spring, Inner	1
20	59421990	-Spring, Outer	1
21	59422006	-Spacer	1
22	59422014	-Spring	2
23	59422022	-Piston	1
24	59422030	-Spring, Inner	1
25	59422048	-Spring, Outer	1
26	59422055	-Housing, Piston	1
27	59422063	-Gasket	1
28	59422071	-Body, Valve	1
29	59422089	-Gasket	1
30	59422097	-Spring	1
31	59422105	-Ball	1
32	59422113	-Cover, End	1
33	59422121	-Screw	1
34	58949751	-Adapter	1
35	59422139	-O-Ring	1
36	59422147	-Plug	1
37	59422162	-Guide, Spring	1
38	59422170	-Spring	1
39	59422188	-Ball	1
40	59422196	-O-Ring	1
41	59422238	-Circlip	1
42	59422246	-Gasket	1
43	59422253	-Screw	1
44	59422261	-Washer	1
45	59422279	-Gasket	1
46	59420802	-Bolt, Nylon	1
47	58949769	-O-Ring	1

CONTINUED

4WD TRANSMISSION (CONTROL VALVE) (59413146) - INTERNAL BREAKDOWN

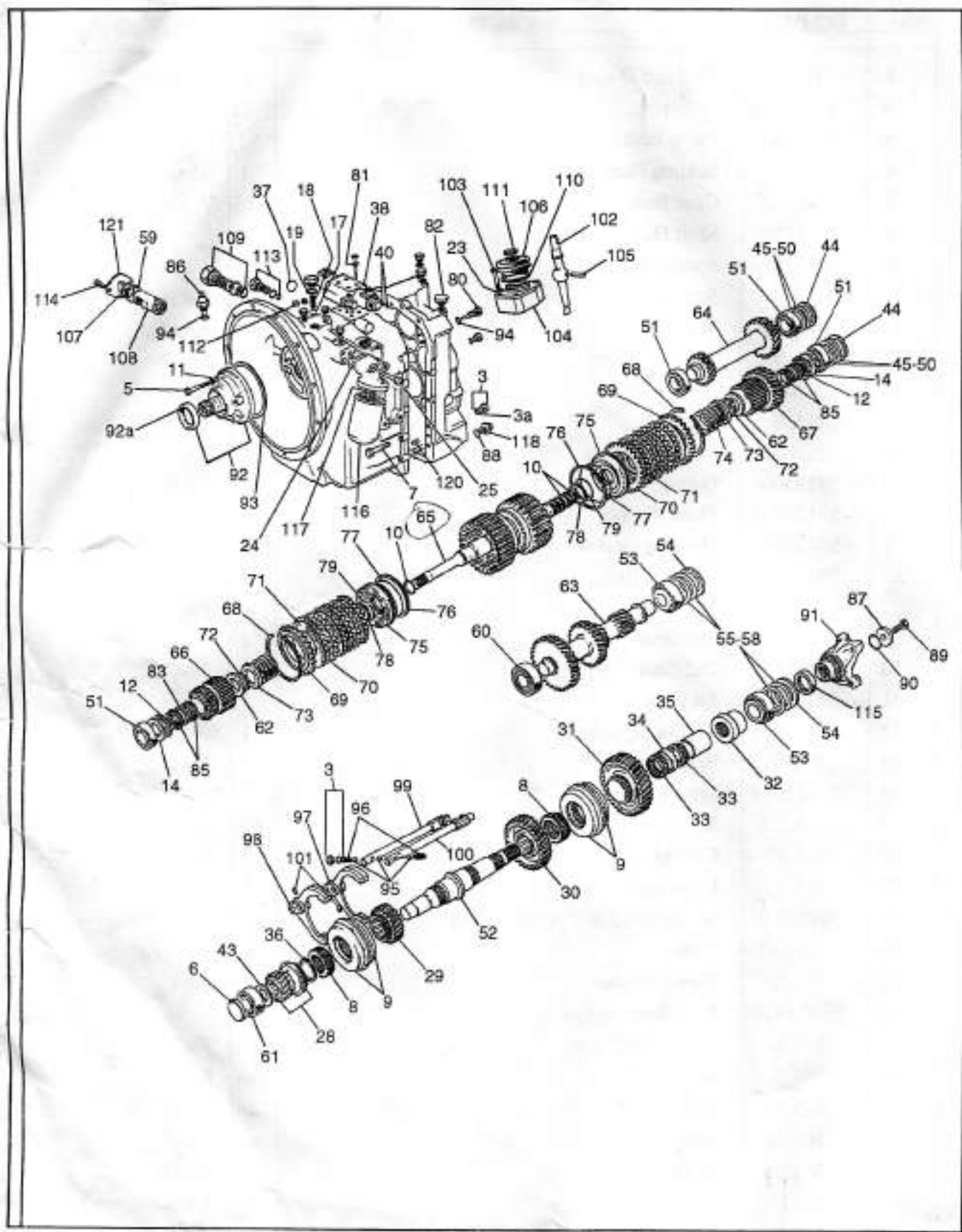
ITEM	COMM. NO.	DESCRIPTION	QTY
48	58949777	-Solenoid	1
49	58949785	-Spool	1
50	59422295	-Adapter	1

2WD TRANSMISSION (59076000) - INTERNAL BREAKDOWN



2WD TRANSMISSION (9076000)- INTERNAL BREAKDOWN-

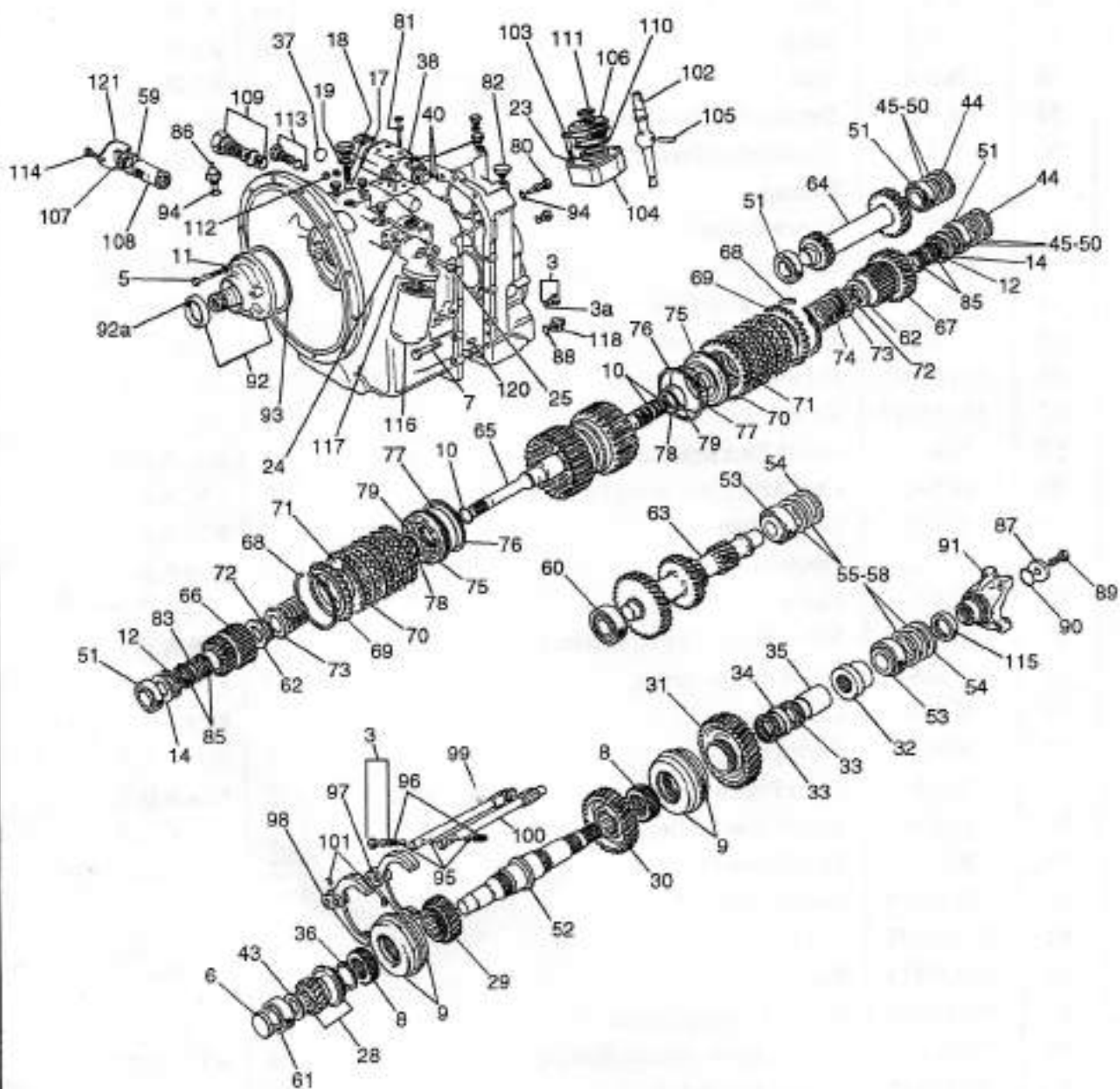
II E. #	COMM. NO.	DESCRIPTION	QTY	DIMENSIONS/NOTES
				BOM 59076000-1
3	N.S.S.	Plug and O-ring	12	KitC
3a	59420489	-O-ring	12	
5	59140129	Pump Bolt	4	
6	N.S.S.	Sealing Plug	1	KitF
7	59421172	Case Bolt	16	
8	59421560	Shift Hub Sleeve	2	
9	59421552	Synchronizer Assembly	2	
10	N.S.S.	Sealing Ring	4	KitF
11	N.S.S.	Washer	4	Kits F,J
12	N.S.S.	Thrust Bearing	2	KitD
14	N.S.S.	Thrust Washer	2	Kit I
17	N.S.S.	Ball	1	KitC
18	N.S.S.	Cold Start Relief Spring	1	KitC
19	59155804	O-ring	1	KitE
23	59155812	Plain Washer	3	
24	59420836	Housing Gasket	1	
25	59420885	Housing Bolt	2	
28	59155838	4th Gear	1	19t
29	59155846	3rd Gear	1	28t
30	59155853	2nd Gear	1	37t
31	59421545	1st Gear	1	
32	59155861	4WD Output Spacer	1	
33	N.S.S.	Bearing	2	KitD
34	59421529	Spacer	1	
35	N.S.S.	Sleeve	1	KitD
36	N.S.S.	Circlip	1	KitG
37	N.S.S.	Expansion Plug	1	KitF
38	59155820	Modulated J-F-P, Solenoid = 70822IR	1	
40	N.S.S.	O-ring	3	KitE
43	N.S.S.	Thrust Washer	1	Kit I
44	59421479	Rear Bearing Spacer	2	
45	N.S.S.	Shim- .002"	air	KitH
46	N.S.S.	Shim- .003"	air	KitH
47	N.S.S.	Shim- .005..	a/r	KitH
48	N.S.S.	Shim- .007"	air	KitH
49	N.S.S.	Shim- .015"	air	KitH
50	N.S.S.	Shim- .020"	air	KitH
51	N.S.S.	Reverse Idler and Input Shaft Bearing	4	KitD



2WD TRANSMISSION (59076000) - INTERNAL BREAKDOWN

ITEM	COMM.NO.	DESCRIPTION	QTY	DIMENSIONS/NOTES
52	59155879	Output Shaft	1	
53	N.S.S.	Bearing	2	KitD
54	59421677	Rear Bearing Spacer	2	
55	N.S.S.	Shim	a/r	KitH
56	N.S.S.	Shim	a/r	KitH
57	N.S.S.	Shim	a/r	KitH
58	N.S.S.	Shim	a/r	KitH
59	N.S.S.	Strainer Support Washer	1	KitD
60	N.S.S.	Countershaft Front Bearing	1	KitD
61	N.S.S.	Bearing	1	KitD
62	N.S.S.	Thrust Washer	2	KitI
63	59155887	Countershaft	1	38t-30t-18t-13t
64		Reverse Idler Gear	1	20t-26t
65	N.S.S.	Input Shaft Assembly	1	KitB
66	59155903	Forward Primary Gear	1	20t
67	59155911	Reverse Primary Gear	1	29t
68	N.S.S.	Clutch Pack Retaining Ring	2	Kits A,B,G
69	N.S.S.	Clutch Pack Retaining Plate	2	Kits A,B
70	N.S.S.	Clutch Plate	12	Kits A,B
71	N.S.S.	Friction Disc	12	Kits A,B
72	N.S.S.	Circlip	2	Kits A,B,G
73	N.S.S.	Piston Return Spring Retainer	2	Kits A,B
74	N.S.S.	Piston Return Spring	2	Kits A,B
75	N.S.S.	Clutch Piston	2	Kits A,B
76	N.S.S.	Sealing Ring	2	Kits A,B,F
77	N.S.S.	Outer Piston O-ring	2	Kits A,B,E
78	N.S.S.	Inner Piston Sealing Ring	2	Kits A,B,F
79	N.S.S.	Inner Piston O-ring	2	Kits A,B,E
80	59155929	Breather Plug	1	
81	59155937	S.H.C.S.	4	
82	59420513	Breather	1	
83	59155945	Needle Bearing Spacer	2	
85	N.S.S.	Primary Gears Needle Bearing	4	KitD
86	59155952	Temperature Sender	1	
87	59422550	Output Plange Washer	1	
88	N.S.S.	Drain Plug O-ring	1	KitE
89	59155960	Screw	1	
90	N.S.S.	O-ring	1	KitE
91	59155978	End Yoke Assembly	1	

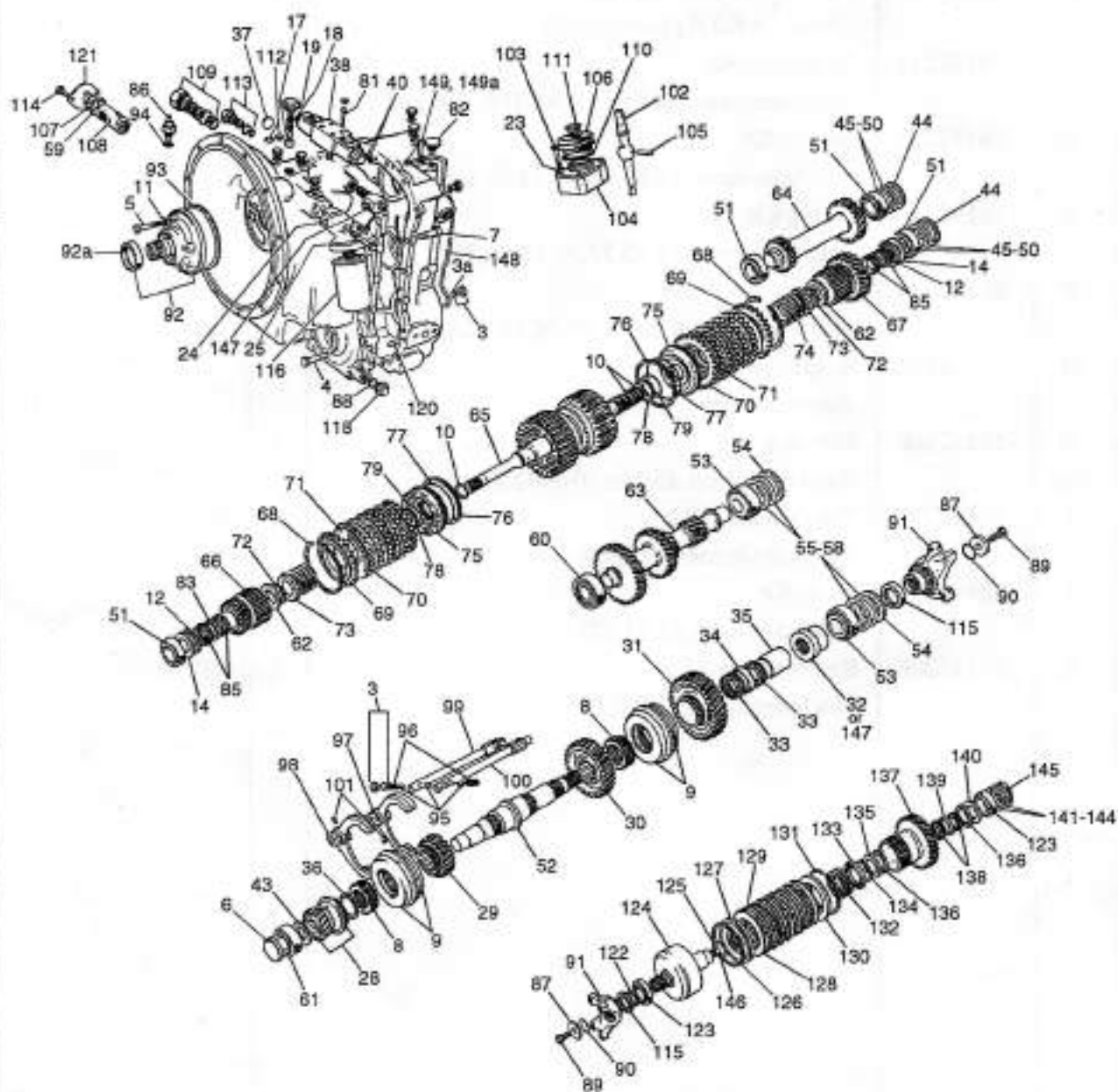
2WD TRANSMISSION (59076000) - INTERNAL BREAKDOWN



2WD TRANSMISSION (59076000) - INTERNAL BREAKDOWN

ITEM	COMM.NO.	DESCRIPTION	QTY	DIMENSIONS/NOTES
92	N.S.S.	Oil Pump and Seal Assembly	1	Kit J
92a	59192302	Oil Pump Seal	1	Kit F
93	N.S.S.	Sealing Ring	1	Kits F,J
94	59420646	O-ring	1	
95	N.S.S.	Ball	3	Kit C
96	N.S.S.	Detent Spring	2	Kit C
97	59155986	1st/2nd Shift Fork	1	
98	59155994	3rd/4th Shift Fork	1	
99	59192104	1st/2nd Shift Rail	1	
100	59192112	3rd/4th Shift Rail	1	
101	59420703	Shift Fork Screw	2	
102	59192120	Gear Stub Lever	1	
103	59192138	Bolt	3	
104	59192146	Gear Lever Seating Assembly	1	
105	N.S.S.	Anti-rotation Pin	1	Kit C
106	N.S.S.	Dust Cover	1	Kit C
107	N.S.S.	Suction Strainer O-ring	1	Kit E
108	59192153	Suction Strainer	1	
109	59192161	Valve Pressure Regulator Cartridge	1	
110	N.S.S.	Wire Tie	1	Kit C
111	N.S.S.	Cable Tie	1	Kit C
112	N.S.S.	Plug	2	Kit F
113	59192179	Relief Valve Converter	1	
114	59420364	Strainer Cover Setscrew	2	
115	N.S.S.	Oil Seal	1	Kit F
116	59420869	Oil Filter	1	
117	59420851	Filter Adapter	1	
118	59420372	Drain Plug	1	
120	59421727	Case Dowel	2	
121	59192187	Suction Cover	1	

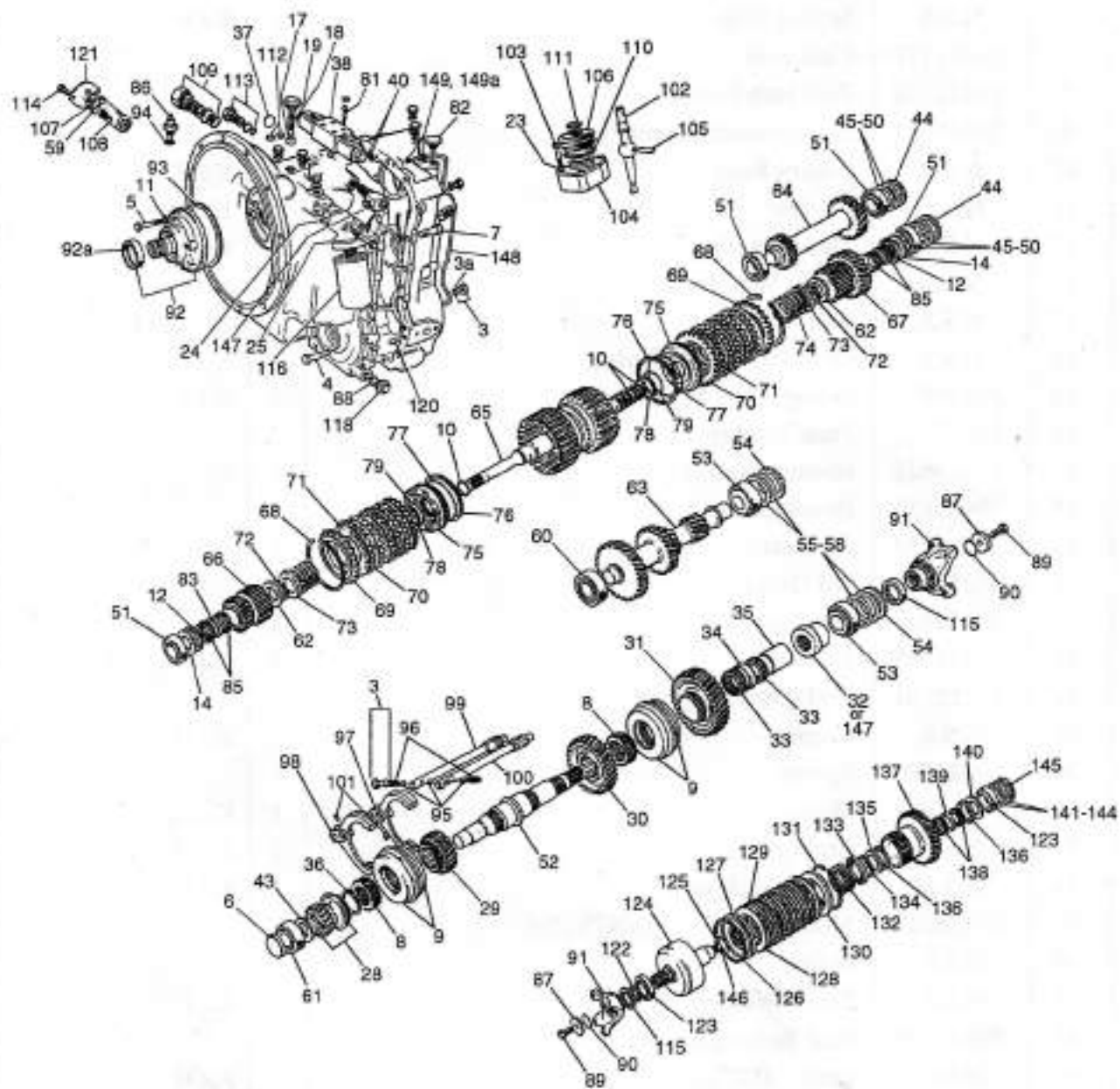
ITEM	COMMLNO.	DESCRIPTION	QTY	DIMENSIONS/NOTES
		SERVICE KITS		
A	59192195	Clutch Pack Kit (includes items 68 thru 79)	1	
B	59192203	Input Shaft Assembly Kit (includes Kit A plus item 65)	1	
C	59192211	Small Parts Kit (includes items 3,17,18,95,96,105,106,110,111)	1	
D	59192229	Bearing Kit (includes items 12,33,35,51,53,59,60,61,85)	1	
E	59192237	O-ring Kit (includes items 19,40,77,79,88,90,107)	1	
F	59192245	Seal Kit (includes items 6,10,11,37,76,78,92a,93,112,115)	1	
G	59192252	Snap Ring Kit (includes items 36,68,72)	1	
H	59192260	Shim Kit (includes items 45 thru 50 and 55 thru 58)	1	
I	59192278	Thrust Washer Kit (includes items 14,43,62)	1	
J	59192294	Pump Kit (includes items 11,92,93)	1	
K	59192286	Basic Overhaul Kit (includes kits A,C,D,E,F,G,H)	1	



4WD TRANSMISSION (59076018)- INTERNAL BREAKDOWN

ITEM	COMM.NO.	DESCRIPTION	QTY	DIMENSIONS/NOTES
		BOM 59076018-1		
3	N.S.S.	Plug and O-ring	12	KitC
3a	59420489	-O-ring	12	
5	59140129	Pump Bolt	4	
6	N.S.S.	Sealing Plug	1	KitF
7	59421172	Case Bolt	16	
8	59421560	Shift Hub Sleeve	2	
9	59421552	Synchronizer Assembly	2	
10	N.S.S.	Sealing Ring	4	KitF
11	N.S.S.	Washer	4	Kits F,J
12	N.S.S.	Thrust Bearing	2	KitD
14	N.S.S.	Thrust Washer	2	Kit I
17	N.S.S.	Ball		1 KitC
18	N.S.S.	Cold Start Relief Spring	1	KitC
19	59155804	O-ring	1	KitE
23	59155812	Plain Washer	3	
24	59420836	Housing Gasket	1	
25	59420885	Housing Bolt	2	
28	59155838	4th Gear	1	19t
29	59155846	3rd Gear	1	28t
30	59155853	2nd Gear	1	37t
31	59421545	1st Gear	1	
32	59155861	4WD Output Spacer	1	
33	N.S.S.	Bearing	2	KitD
34	59421529	Spacer	1	
35	N.S.S.	Sleeve	1	KitD
36	N.S.S.	Circlip	1	KitG
37	N.S.S.	Expansion Plug	1	KitF
38	59155820	Modulated J-F-P, solenoid = 70822IR	1	2 solenoids
40	N.S.S.	O-ring	3	KitE
43	N.S.S.	Thrust Washer	1	Kit I
44	59421479	Rear Bearing Spacer	2	
45	N.S.S.	Shim- .002"	air	KitH
46	N.S.S.	Shim- .003"	air	KitH
47	N.S.S.	Shim- .005"	air	KitH
48	N.S.S.	Shim- .007"	air	KitH
49	N.S.S.	Shim- .015"	air	KitH
50	N.S.S.	Shim- .020"	air	KitH
51	N.S.S.	Reverse Idler and Input Shaft Bearing	4	KitD

4WD TRANSMISSION (59076018) - INTERNAL BREAKDOWN



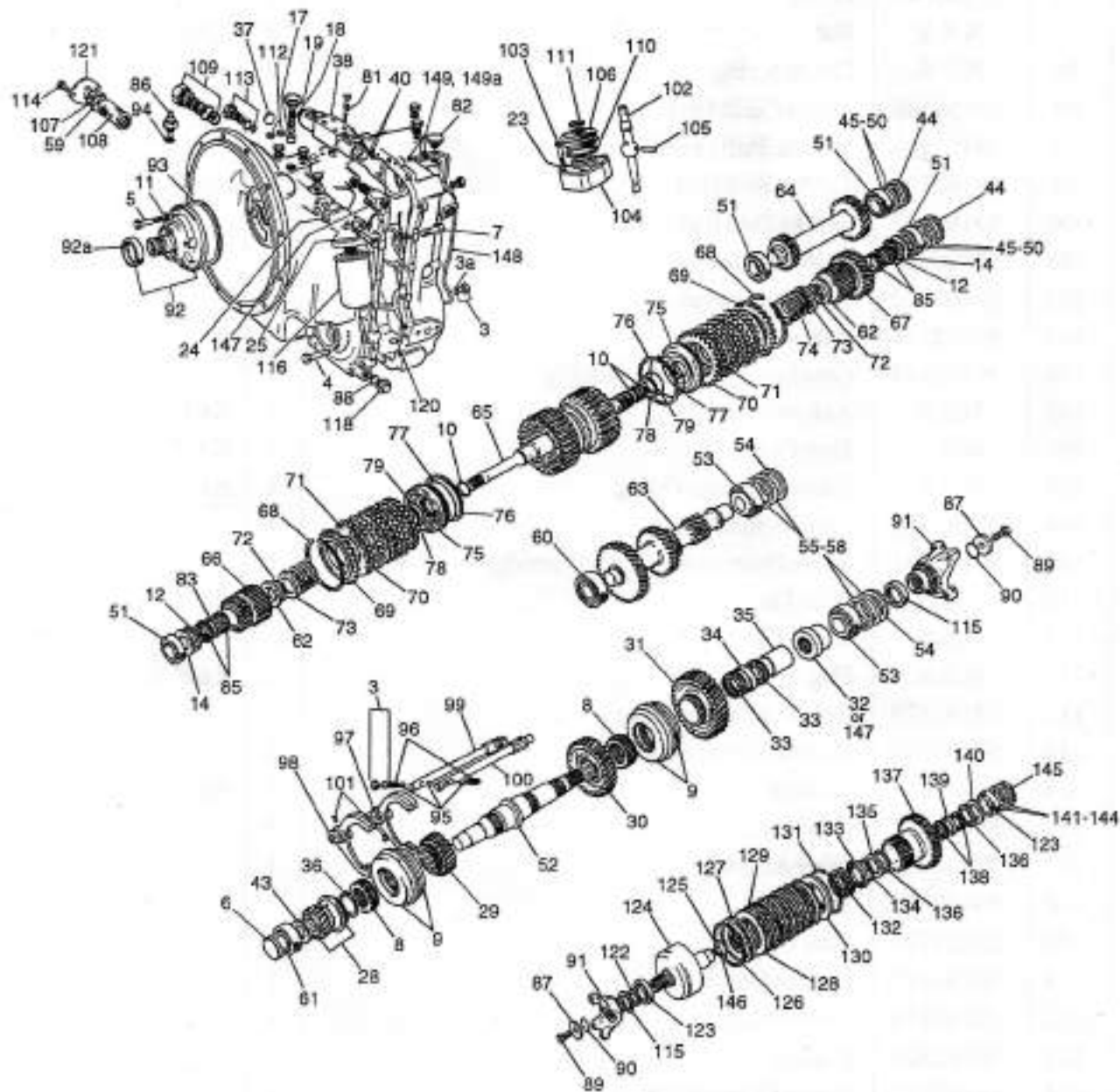
4WD TRANSMISSION (59076018) - INTERNAL BREAKDOWN

ITEM	COMM. NO.	DESCRIPTION	QTY	DIMENSIONS/NOTES
52	59155879	Output Shaft	1	
53	N.S.S.	Bearing	2	Kit D
54	59421677	Rear Bearing Spacer	2	
55	N.S.S.	Shim	a/r	Kit H
56	N.S.S.	Shim	a/r	Kit H
57	N.S.S.	Shim	a/r	Kit H
58	N.S.S.	Shim	a/r	Kit H
59	N.S.S.	Strainer Support Washer	1	Kit D
60	N.S.S.	Countershaft Front Bearing	1	Kit D
61	N.S.S.	Bearing	1	Kit D
62	N.S.S.	Thrust Washer	2	Kit I
63	59155887	Countershaft	1	38t-30t-18t-13t
64		Reverse Idler Gear	1	20t-26t
65	N.S.S.	Input Shaft Assembly	1	Kit B
66	59155903	Forward Primary Gear	1	20t
67	59155911	Reverse Primary Gear	1	29t
68	N.S.S.	Clutch Pack Retaining Ring	2	Kits A,B,G
69	N.S.S.	Clutch Pack Retaining Plate	2	Kits A,B
70	N.S.S.	Clutch Plate	12	Kits A,B
71	N.S.S.	Friction Disc	12	Kits A,B
72	N.S.S.	Circlip	2	Kits A,B,G
73	N.S.S.	Piston Return Spring Retainer	2	Kits A,B
74	N.S.S.	Piston Return Spring	2	Kits A,B
75	N.S.S.	Clutch Piston	2	Kits A,B
76	N.S.S.	Sealing Ring	2	Kits A,B,F
77	N.S.S.	Outer Piston O-ring	2	Kits A,B,E
78	N.S.S.	Inner Piston Sealing Ring	2	Kits A,B,F
79	N.S.S.	Inner Piston O-ring	2	Kits A,B,E
80	59155929	Breather Plug	1	
81	59155937	S.H.C.S.	4	
82	59420513	Breather	1	
83	59155945	Needle Bearing Spacer	2	
85	N.S.S.	Primary Gears Needle Bearing	4	Kit D
86	59155952	Temperature Sender	1	
87	59422550	Output Plange Washer	1	
88	N.S.S.	Drain Plug O-ring	1	Kit E
89	59155960	Screw	1	
90	N.S.S.	O-ring	1	Kit E
91	59155978	End Yoke Assembly - strap kit 59362897	1	

4WD TRANSMISSION (59076018) - INTERNAL BREAKDOWN

ITEM	COMM.NO.	DESCRIPTION	QTY	DIMENSIONS/NOTES
92	N.S.S.	Oil Pump and Seal Assembly	1	Kit J
92a	59192302	Oil Pump Seal	1	Kit F
93	N.S.S.	Sealing Ring	1	Kits F,J
94	59420646	O-ring	1	
95	N.S.S.	Ball	3	Kit C
96	N.S.S.	Detent Spring	2	Kit C
97	59155986	1st/2nd Shift Fork	1	
98	59155994	3rd/4th Shift Fork	1	
99	59192104	1st/2nd Shift Rail	1	
100	59192112	3rd/4th Shift Rail	1	
101	59420703	Shift Fork Screw	2	
102	59192120	Gear Stub Lever	1	
103	59192138	Bolt	3	
104	59192146	Gear Lever Seating Assembly	1	
105	N.S.S.	Anti-rotation Pin	1	Kit C
106	N.S.S.	Dust Cover	1	Kit C
107	N.S.S.	Suction Strainer O-ring	1	Kit E
108	59192153	Suction Strainer	1	
109	59192161	Valve Pressure Regulator Cartridge	1	
110	N.S.S.	Wire Tie	1	Kit C
111	N.S.S.	Cable Tie	1	Kit C
112	N.S.S.	Plug	2	Kit F
113	59192179	Relief Valve Converter	1	
114	59420364	Strainer Cover Setscrew	2	
115	N.S.S.	Oil Seal	1	Kit F
116	59420869	Oil Filter	1	
117	59420851	Filter Adapter	1	
118	59420372	Drain Plug	1	
120	59421727	Case Dowel	2	
121	59192187	Suction Cover	1	
122	59192310	Spacer Ring	1	
123	59192328	Bearing	2	
124	59192336	Driven Output Shaft	1	
125	59192344	Sealing Ring	1	
126	59192351	Outer Piston Seal	1	
127	59192369	Piston	1	
128	59421339	Clutch Disc	8	
129		Friction Disc	8	
130	59192385	Support Ring	1	

4WD TRANSMISSION (59076018) - INTERNAL BREAKDOWN



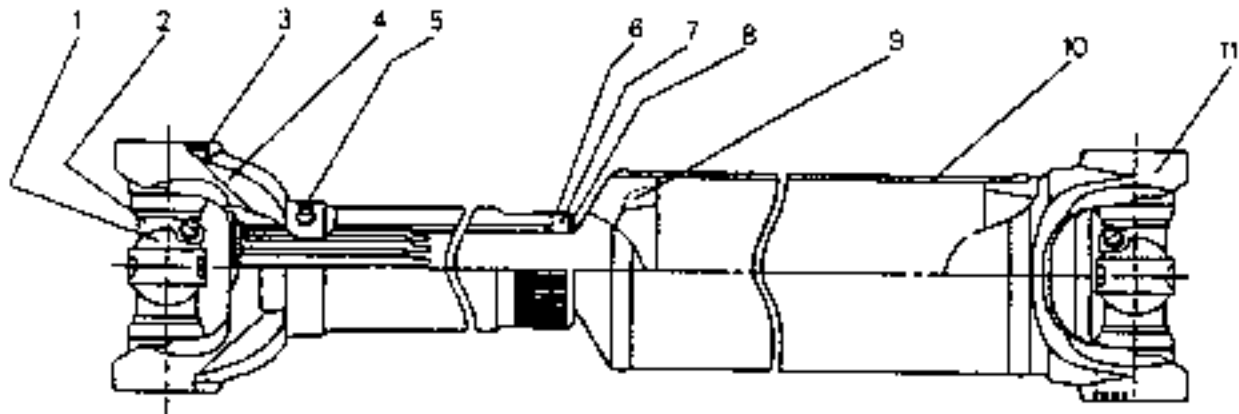
4WD TRANSMISSION (59076018) - INTERNAL BREAKDOWN

ITEM	COMM.NO.	DESCRIPTION	QTY	DIMENSIONS/NOTES
131	59192393	Retaining Ring	1	
132	59192401	Piston Return Spring	1	
133	59192419	Spring Retainer	1	
134	59192427	Circlip	1	
135	59192435	Thrust Washer	1	
136	59192443	Thrust Bearing	2	
137	59192450	Output Gear	1	
138	59192468	Needle Bearing	2	
139	59192476	Needle Bearing Spacer	1	
140	59192484	Thrust Washer	1	
141	59192492	Shim	a/r	0.051"
142	59192500	Shim	a/r	0.076"
143	59192518	Shim	a/r	0.178"
144	59192526	Shim	a/r	0.599"
145	59192534	Bearing Spacer	1	
146	59192542	Sealing Ring	1	
147	59192559	4WD Cartridge Valve	1	
148	59194076	Clutch Supply Tube	1	
149	59194084	Tubing Nut	1	
149a	59194092	Tubing Olive	1	

4WD TRANSMISSION (59076018) - INTERNAL BREAKDOWN

ITEM	COMM.NO.	DESCRIPTION	QTY	DIMENSIONS/NOTES
		SERVICE KITS		
A	59192195	Clutch Pack Kit (includes items 68 thru 79)	1	
B	59192203	Input Shaft Assembly Kit (includes Kit A plus item 65)	1	
C	59192211	Small Parts Kit (includes items 3,17,18,95,96,105,106,110,111)	1	
D	59192229	Bearing Kit (includes items 12,33,35,51,53,59,60,61,85)	1	
E	59192237	O-ring Kit (includes items 19,40,77,79,88,90,107)	1	
F	59192245	Seal Kit (includes items 6,10,11,37,76,78,92a,93,112,115)	1	
G	59192252	Snap Ring Kit (includes items 36,68,72)	1	
H	59192260	Shim Kit (includes items 45 thru 50 and 55 thru 58)	1	
I	59192278	Thrust Washer Kit (includes items 14,43,62)	1	
J	59192294	Pump Kit (includes items 11,92,93)	1	
K	59192286	Basic Overhaul Kit (includes kits A,C,D,E,F,G,H)	1	

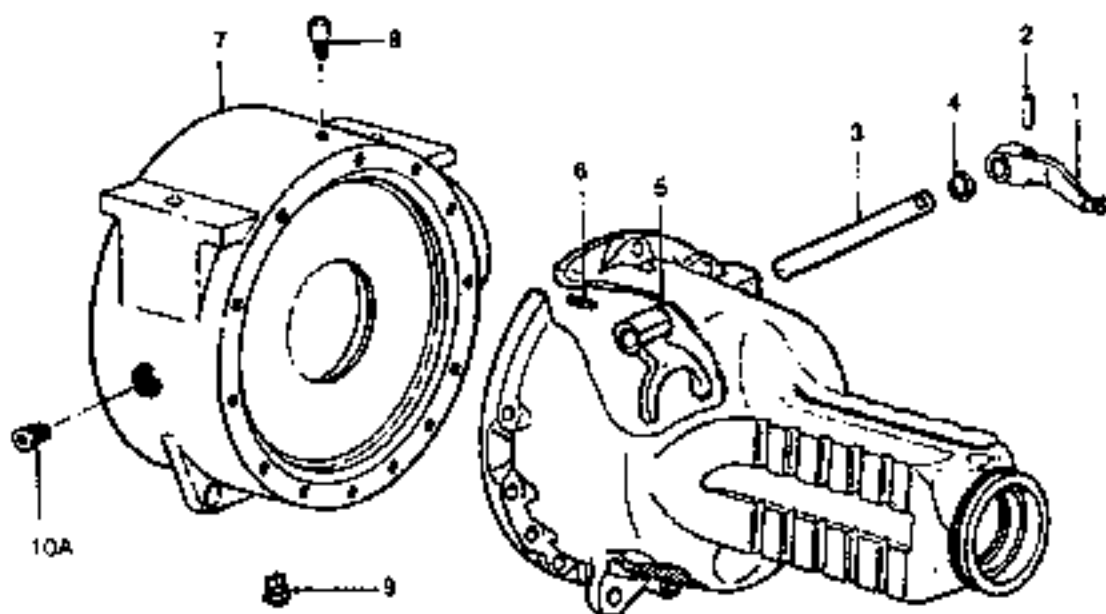
DRIVE SHAFT (59083261, 59083279, 59397802, and 59397810) - INTERNAL BREAKDOWN



DRIVE SHAFT (59083261, 59083279, 59397802, and 59397810) - INTERNAL BREAKDOWN

ITEM	COMM. NO.	DESCRIPTION	QTY	DIMENSIONS/NOTES
1	N.S.S.	Bearing	2	
2	N.S.S.	Journal	2	
3	N.S.S.	Ring, Snap	2	
4	58874702	Yoke, Slip (Includes item 5)	1	
5	N.S.S.	-Fitting	1	
6	N.S.S.	Washer	1	
7	N.S.S.	Washer	1	
8	N.S.S.	Cap, Dust	1	
9	N.S.S.	Shaft, Stub	1	
10	N.S.S.	Tubing	1	
11	N.S.S.	Yoke, Stub	1	
-	58874694	Journal and Bearing Kit (Includes items 1 thru 3)	2	
-	58874710	Seal Kit (Includes items 6 thru 8)	1	
-	58874744	Shaft Subassembly (Drive Axle Side) (Includes items 9 thru 11)	1	
-	58874736	Shaft Subassembly (Steer Axle Side) (Includes items 9 thru 11)	1	

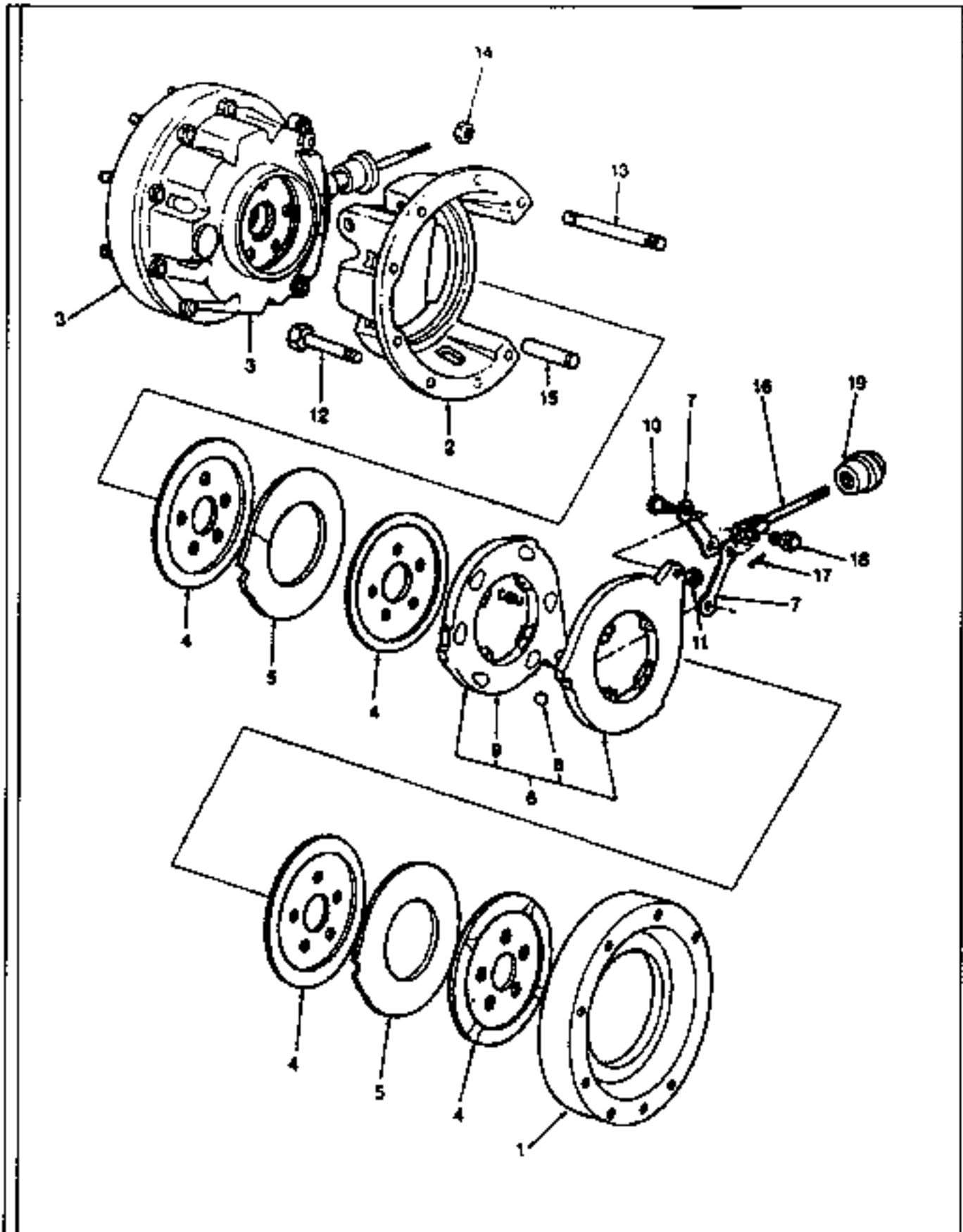
DRIVE AXLE (59005603) - INTERNAL BREAKDOWN (SHEET 1 OF 3)



DRIVE AXLE (59005603) - INTERNAL BREAKDOWN (SHEET 1 OF 3)

ITEM	COMM. NO.	DESCRIPTION	QTY	DIMENSIONS/NOTES
-	-----	Differential Center Housing and Lock		
1	59381996	Differential Lock Operating Lever	1	
2	59382002	Pin	1	
3	59382010	Shaft, R.A. Differential Lock Lever	1	
4	59382028	Seal, R.A. Differential Lock Lever Shaft	1	
5	59382036	Fork, R.A. Differential Lock	1	
-	58845447	Nut	1	
6	59382044	Screw	1	
7	59088906	Housing	1	
8	59382069	Plug	1	
9	59088922	Plug, Oil Drain	1	
10a	59088914	Plug	1	

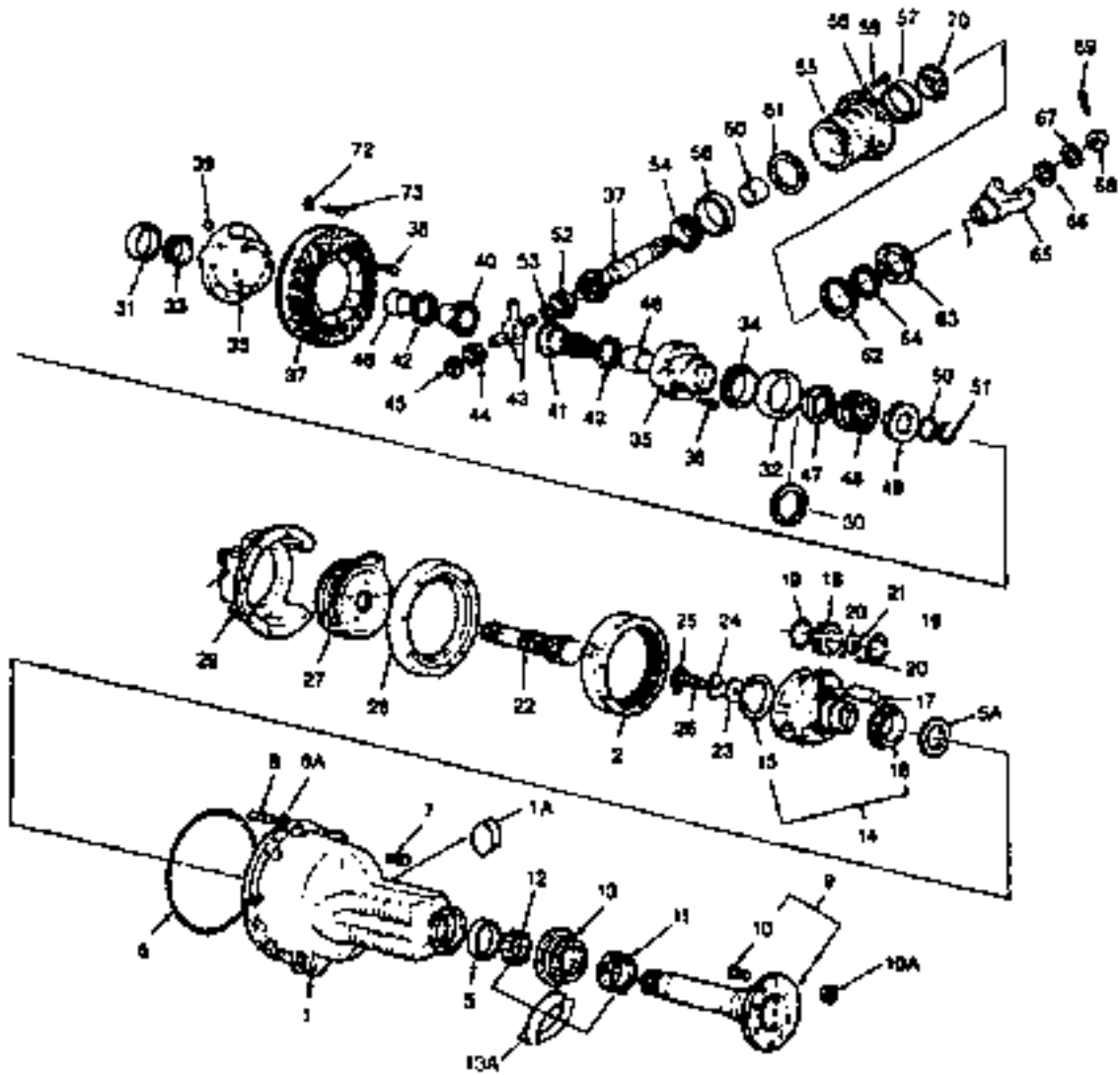
DRIVE AXLE (59005603) - INTERNAL BREAKDOWN (SHEET 2 OF 3)



DRIVE AXLE (59005603) - INTERNAL BREAKDOWN (SHEET 2 OF 3)

ITEM	COMM.NO.	DESCRIPTION	QFY	DIMENSIONS/NOTES
-	-----	Rear Brakes		
1	59381210	Rear Brake Outer Housing	2	
2	59383323	R.H. Rear Brake Inner Housing	1	
3	59088690	L.H. Rear Brake Inner Housing	1	
4	59081244	Disc Assembly	4	
5	59388708	Intermediate Disc	8	
6	59088716	Disc Assenrrbly, Actuathlg	2	
7	51025690	Actuating Disc Link	4	
8	51025724	Actuating Disc Ball	12	
9	51025732	Actuating Disc Return Spring	8	
10	51025708	Actuating Disc Pivot Pin	4	
11	51023736	Washer	4	112
12	59088757	Bolt	12	112-13x4.75"
13	51023604	Stud	4	1/2-13-20x 7.75"
14	51023612	Nut	4	112-20
15	59381319	Rear Brake Torque Pin	2	
16	59381327	Brake Control Rod	2	
17	59088724	Pin	2	1/8x1
18	59088732	Pin	2	5/8 x 1-3/8
19	59088740	Seal Assenrrbly	2	

DRIVE AXLE (59005603) - INTERNAL BREAKDOWN (SHEET 3 OF 3)



DRIVE AXLE (59005603) - INTERNAL BREAKDOWN (SHEET 3 OF 3)

ITEM	COMM.NO.	DESCRIPTION	QTY	DIMENSIONS/NOTES
-	-----	Rear Axle Differential and Related Parts		
1	59088765	R.H. Rear Axle Housing Assembly	1	
-	59088773	L.H. Rear Axle Housing Assembly	1	
2	59381384	Planet Ring Gear	2	
5	59381418	Shaft Bearing Cup	2	
5a	59381400	Rear Axle Differential Bearing Cup	2	
6	51023620	O-Ring	2	
7	51023638	Bolt, Hex	21	5/8-11 x 2
-	59088781	Bolt, Hex	1	5/8-11 x 2-3/4
8	59088799	Stud	4	5/8-11-18 x 2.60
8a	59088807	Nut	4	5/8-18 (.375)
9	59088815	Shaft and Bolt Assembly, Standard	2	
10	58845405	Bolt	16	3/4-16 x 2.283
10a	58845413	Nut	A/R	3/4-16
12	59381483	Cone and Roller Assembly	2	
13	59088823	Oil Seal and Retainer Assembly	2	
13a	59088831	Cassette Seal	2	
14	59381509	Carrier Assembly	2	
15	59381517	Retainer	2	
16	59381525	Cone and Roller Assembly	2	
17	59381533	Shaft	6	
18	59381541	Planet Gear	6	
19	59381558	Washer	12	
20	59381566	Planet Gear Kit	A/R	
21	59381582	Spacer	6	1.91 (48.5mm)
22	59381590	Gear	2	
		<i>Note. Alternate Spacers by Select Fit</i>		
23	59381608	Spacer, R.A. Shaft Bearing	2	.049/.050
-	59381616	Spacer	2	.053/.054
-	59381624	Spacer	2	.057/.058
-	59381632	Spacer	2	.062/.062
-	59381640	Spacer	2	.065/.066
-	59381657	Spacer	2	.069/.070
-	59381665	Spacer	2	.073/.074
-	59381707	Spacer	2	.077/.078
24	59381715	Shaft Washer	2	
25	59381723	Shaft Lock	1	
26	59088849	Bolt	2	7/8-14 x 1-5/8

- Continued -

Always use Ingersoll-Rand Replacement parts!

DRIVE AXLE (59005603) - INTERNAL BREAKDOWN (SHEET 3 OF 3) (CONTINUED)

ITEM	COMPLNO.	DESCRIPTION	QTY	DIMENSIONS/NOTES
30	59383349	Shim	1	.038/.040
-	51025096	Shim	1	.044/.046
-	51025104	Shim	1	.050/.052
-	51025112	Shim	1	.056/.058
-	51025120	Shim	1	.062/.064
-	51025138	Shim	1	.068/.070
-	51025146	Shim	1	.074/.076
-	51025153	Shim	1	.080/.082
31	59088856	Differential Bearing Cup	1	
32	51021152	R.H. Differential Bearing Cup	1	
33	59088864	Cone and Roller Assembly	1	
34	59382101	R.H. Cone and Roller Assembly	1	
35	59382119	Case Assembly	1	3.500-1
36	59382127	Screw, Hex	8	1/2-13 x 2.88
37	59382135	Gear Set	1	3.500:1
38	51025286	Bolt	12	
39	51025294	Nut, flex	12	1/2-20
40	51025302	Differential Side Gear	1	
41	59382143	R.H. Differential Side Gear	1	
42	51025310	Thrust Washer	2	
43	59088930	Spider	1	
44	59088948	Pinion	4	
45	51025351	Washer	4	
46	51025328	Bushing	2	
47	59382150	Adapter	1	
48	59382168	Spring	1	
49	59382176	Coupling	1	
50	59382184	Washer	1	
51	59382192	Ring	1	
52	51025369	Bearing Assembly	1	
53	51025377	Lock Ring	1	
54	59381756	Cone and Roller Assembly	1	
55	59381764	Retainer Assembly	1	
56	59381772	Cup	1	
57	51015998	Cup	1	
58	51025633	Washer	10	9/16
59	51025625	Bolt	10	9/16-12 x 1
-	59088955	Bolt	10	9/16-12 x 3

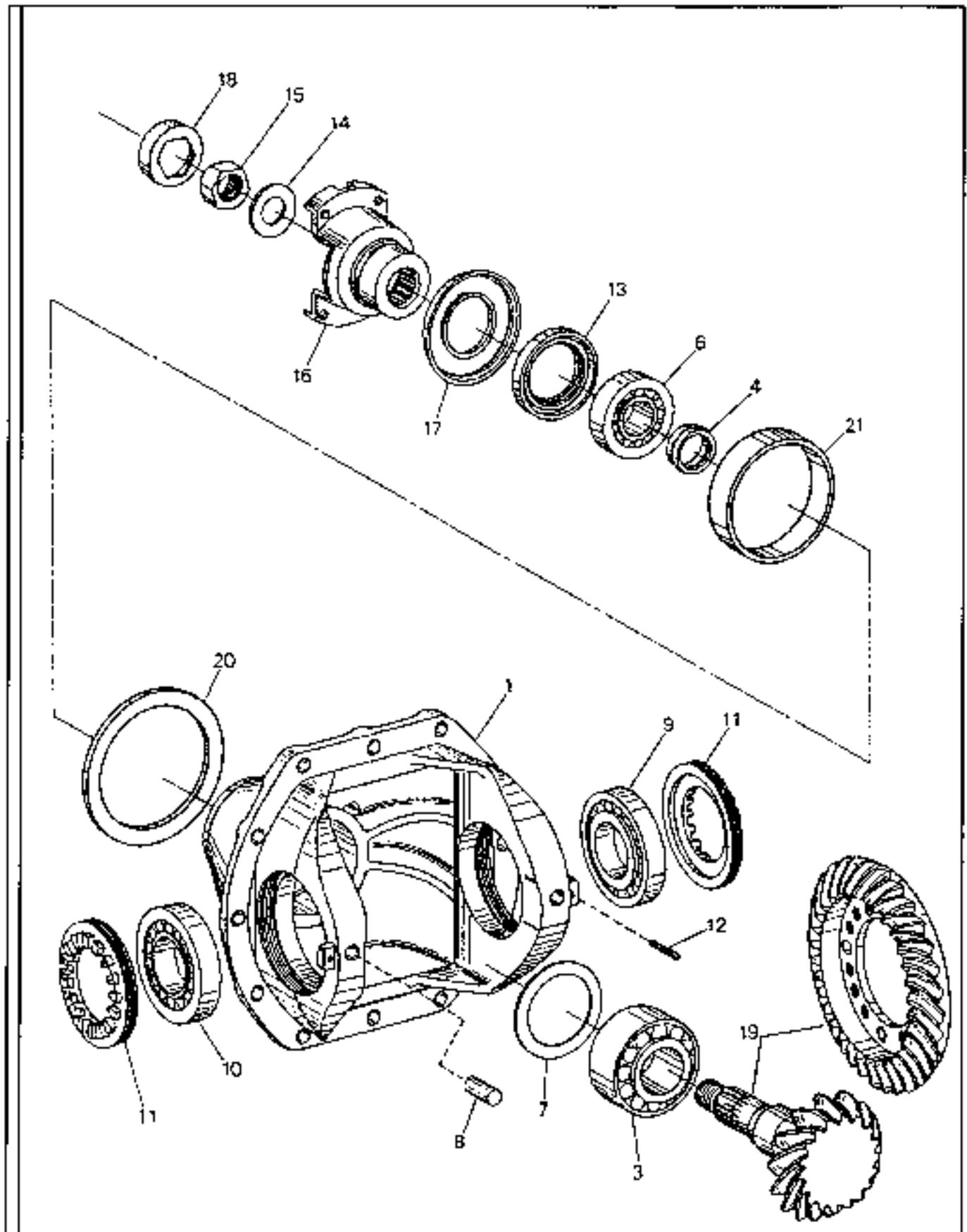
- Continued -

Always use Ingersoll-Rand Replacement parts!

DRIVE AXLE (59005603) - INTERNAL BREAKDOWN (SHEET 3 OF 3) (CONTINUED)

ITEM	COMM.NO.	DESCRIPTION	QTY	DIMENSIONS/NOTES
60	59381780	Spacer, Drive Pinion Bearing	1	1.2540/1.2545
-	59381798	Spacer	1	1.2560/1.2565
-	59381806	Spacer	1	1.2580/1.2585
-	59381814	Spacer	1	1.2600/1.2605
-	59381822	Spacer	1	1.2620/1.2625
-	59381830	Spacer	1	1.2640/1.2645
-	59381848	Spacer	1	1.2660/1.2665
-	59381855	Spacer	1	1.2680/1.2685
-	59381863	Spacer	1	1.2700/1.2705
-	59381871	Spacer	1	1.2720/1.2725
-	59381889	Spacer	1	1.2740/1.2745
-	59381897	Spacer	1	1.2760/1.2765
-	59381905	Spacer	1	1.2780/1.2785
-	59381913	Spacer	1	1.2800/1.2805
-	59381921	Spacer	1	1.2820/1.2825
61	51025542	Seal	1	4.625 ID x .139W
62	51025559	Pinion Seal	1	
63	51025567	Retainer	1	
64	51015972	Seal Assembly	1	
65	59088872	Flange	1	
66	51025583	Seal	1	
67	59088880	Washer	1	
68	51025609	Nut, Slotted	1	1-1 4-16
69	N.S.S.	Pin	1	3/16 x 2-1/8
70	51015980	Cone and Roller Assembly	1	
71	59381962	Thrust Block	1	3.500: 1
72	59381970	Washer	2	7/16
73	59088898	Bolt	2	7/16-14 x 1

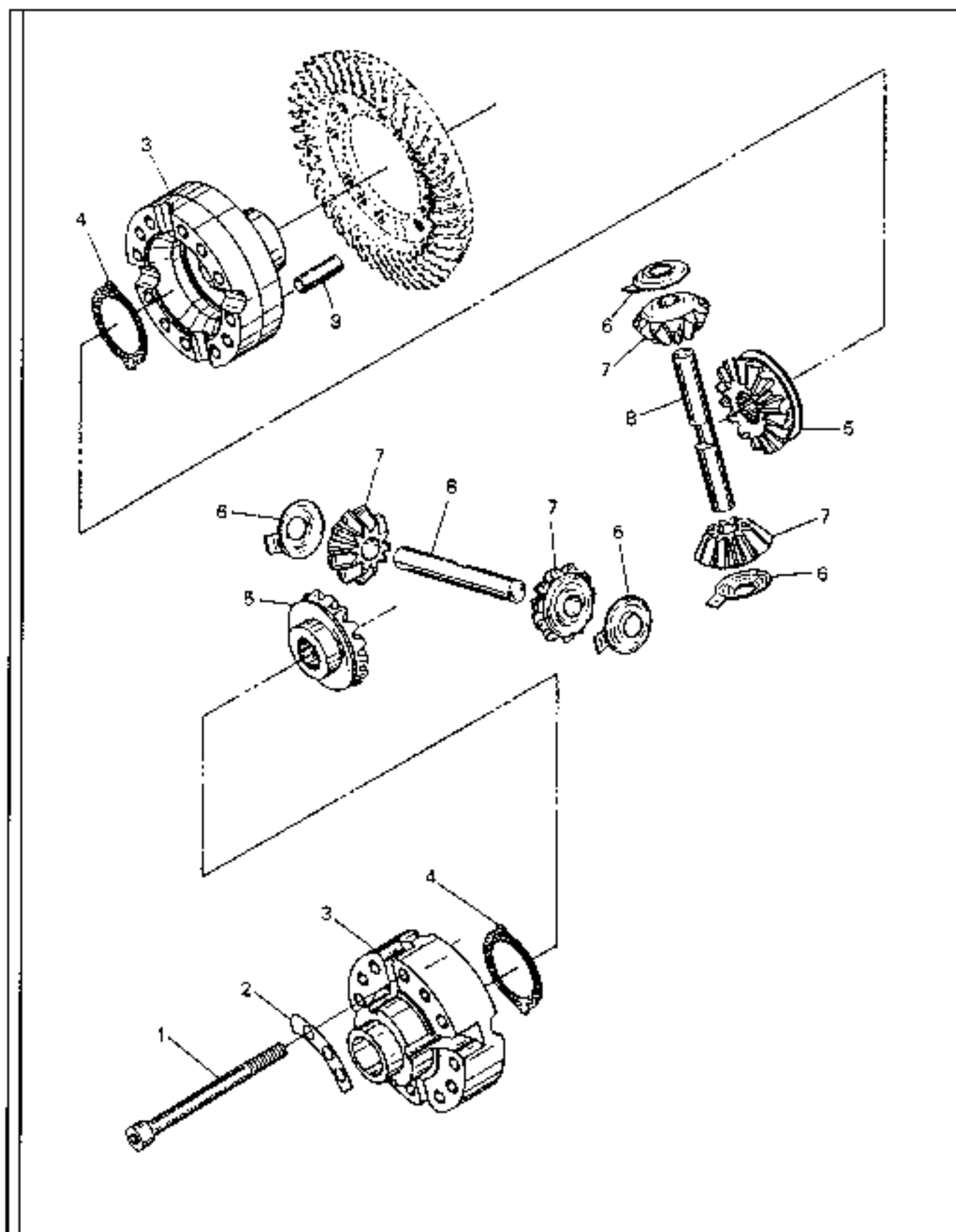
STEER DRIVE AXLE (59416669) - INTERNAL BREAKDOWN - (SHEET 1 OF 7)



STEER DRIVE AXLE (59416669) - INTERNAL BREAKDOWN - (SHEET 1 OF 7)

ITEM	COMM.NO.	DESCRIPTION	QTY	DIMENSIONS/NOTES
		<small>ITEM 59416669</small>		
-	N.S.V.A.	Differential Carrier	-	
1	59399519	Axle Drive Housing	1	
3	58844267	Bearing, Roller	1	
4	59399543	Bushing	1	
6	58844275	Bearing, Roller	1	
7	-	Washer, Optional	-	
-	59399600	-1.0 mm	1	
-	59399618	-1.05 mm	1	
-	59399626	-1.1 mm	1	
-	59399634	-1.15 mm	1	
-	59399642	-1.2 mm	1	
-	59399659	-1.25 mm	1	
-	59399667	-1.3 mm	1	
-	59399675	-1.35 mm	1	
-	59399683	-1.4 mm	1	
-	59399691	-1.45 mm	1	
-	59399709	-1.5 mm	1	
-	59399717	-1.55 mm	1	
-	59399725	-1.6 mm	1	
-	59399733	-0.9 mm	1	
-	59399741	-0.95 mm	1	
-	59399758	-0.65 mm	1	
-	59399766	-0.70 mm	1	
-	59399774	-0.75 mm	1	
-	59399782	-0.85 mm	1	
8	59399576	Pin, Cylindrical	2	
9	59399592	Bearing, Roller	1	
10	58844283	Bearing, Roller	1	
11	59399790	Nut, Adjusting	2	
12	59399808	Pin, Slotted	2	
13	58844291	Seal, Shaft	1	
14	59399824	Washer	1	
15	59399832	Nut, Hex	1	
16	58844309	Flange, Output	1	
17	59399857	Screen Sheet	1	
18	59399865	Washer, Tab	1	
19	58844317	Bevel Gear Set	1	
20	58844390	Washer	1	
21	58844408	Bushing	1	

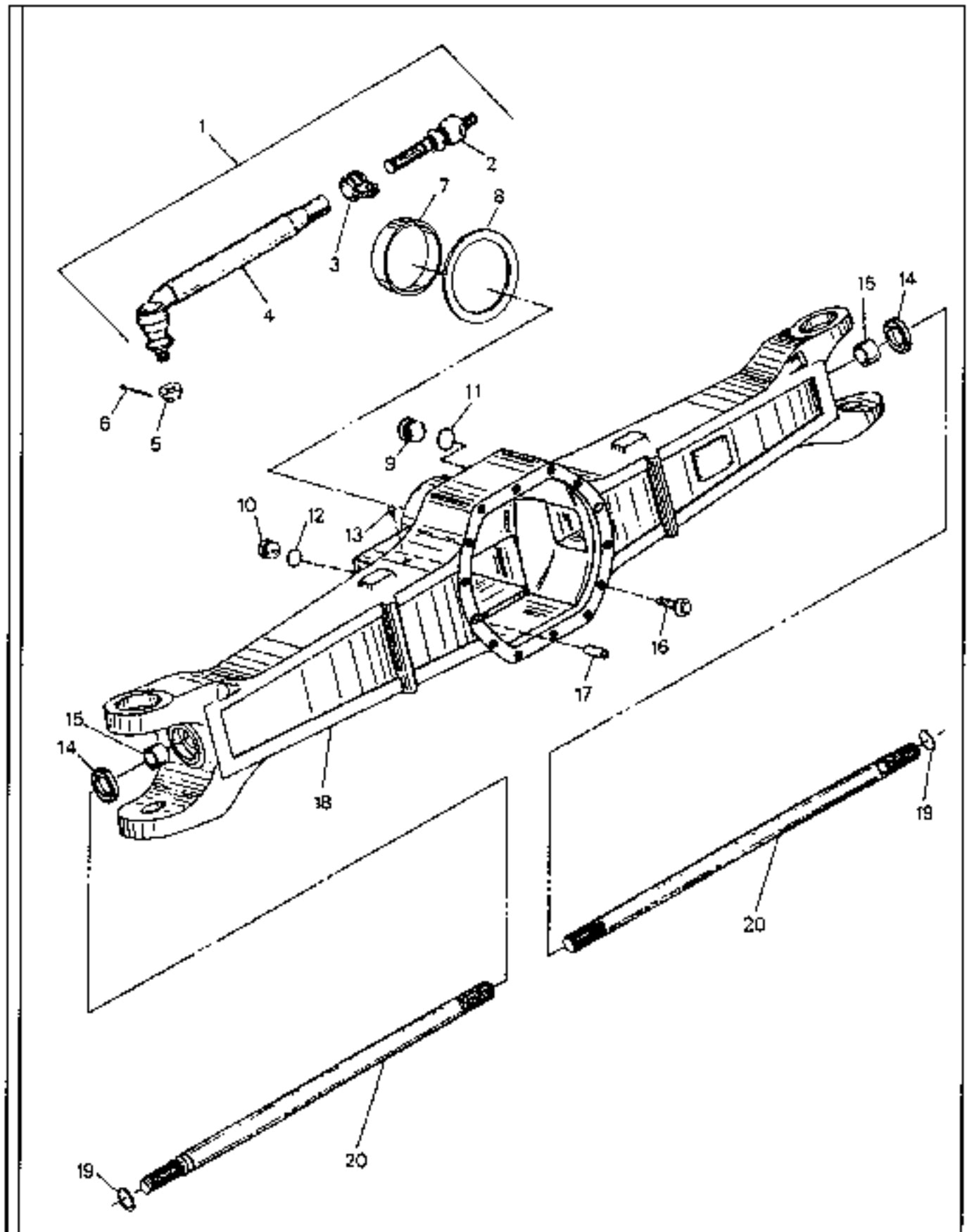
STEER DRIVE AXLE (59416669) - INTERNAL BREAKDOWN - (SHEET 2 OF 7)



STEER DRIVE AXLE (59416669) - INTERNAL BREAKDOWN - (SHEET 2 OF 7)

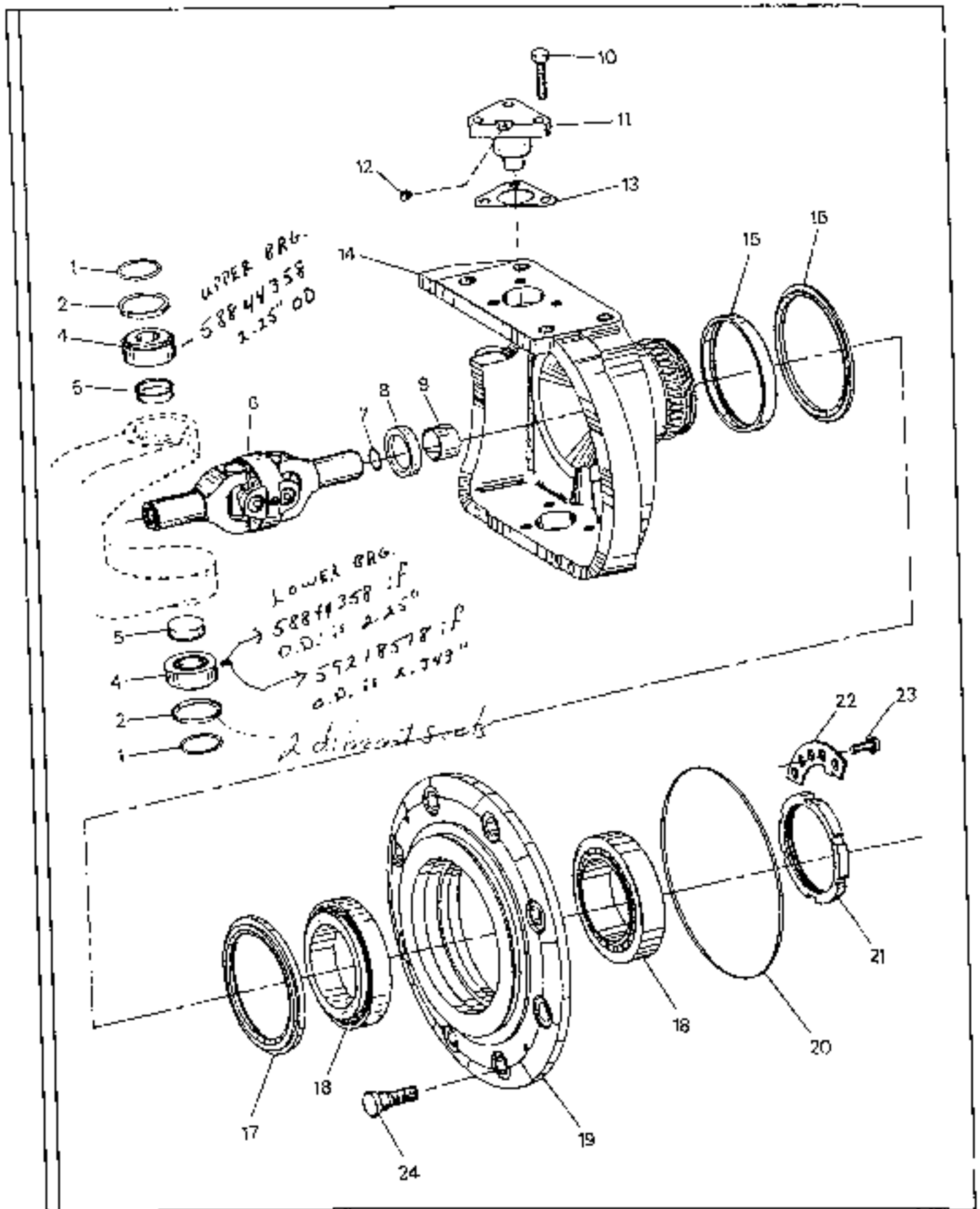
ITEM	COMM. NO.	DESCRIPTION	QTY	DIMENSIONS/NOTES
1	59399949	Screw, Cap	12	
2	59399964	Disc, Perforated	4	
3	59399881	Differential Case	1	
4	59399907	Washer, Thrust	2	
5	59399899	Axle Bevel Gear	2	
6	59399923	Washer, Thrust	4	
7	59399915	Differential Bevel Gear	4	
8	59399931	Differential Axle	2	
9	59399956	Pin, Slotted	4	

STEER DRIVE AXLE (59416669) - INTERNAL BREAKDOWN - (SHEET 3 OF 7)



STEER DRIVE AXLE (59416669) - INTERNAL BREAKDOWN - (SHEET 3 OF 7)


ITEM	COMM.NO.	DESCRIPTION	QTY	DIMENSIONS/NOTES
-	N.S.V.A.	Axle Housing		
1	59402909	Track Rod, R.H.	1	
-	59402917	Track Rod, L.H.	1	
2	59402923	-Axial Joint Assembly	2	
3	59402958	-Clamping Assembly	2	
4	58844416	-Ball Joint Assembly with Pipe, R.H.	1	
-	58844424	-Ball Joint Assembly with Pipe, L.H.	1	
5	58844432	Nut, Castle	2	
6	59402966	Pin, Cotter	2	
7	58844390	Washer	1	
8	58844408	Bushing	1	
9	59402818	Plug, Screw	1	
10	59402834	Plug, Screw	1	
11	59402826	O-Ring	1	
12	59402842	O-Ring	1	
13	59402891	Valve, Vent	1	
14	59402883	Seal, Shaft	2	
15	59402875	Bushing	2	
16	59399980	Screw, Locking	12	
-	59399998	Screw, Locking	2	
17	59402800	Bushing	2	
18	59399972	Axle Casing	1	
19	59402867	Ring, Retaining	2	
20	59402859	Shaft, Stub	2	



STEER DRIVE AXLE (59416669) - INTERNAL BREAKDOWN - (SHEET 4 OF 7)

ITEM	COMMO.	DESCRIPTION	QTY	DIMENSIONS/NOTES
-	N.S.V.A.	Joint Housing	-	
1	59403048	O-Ring	4	
2	59403030	Cup, Sealing 2.25" OD BRL FOR 2.747" I.D. OF 442753681	4	
4	58844358	Bearing, Roller (UPPER) *	4	
5	59403006	* Cup, Sealing * LOWER IS	4	
6	59403188	Joint, Double 59218578	2	See Breakdown
7	59403196	Ring, Retaining	3	
8	59403170	Seal, Shaft	2	
9	59403162	Bushing	2	
10	59403154	Screw, Hex	12	
11	59403139	Bolt, Bearing	4	
12	59403147	Nipple, Lubrication	4	
13	.	Shim, Optional	-	
-	58844440	-0.2mm	2	
-	58844457	-0.3mm	2	
-	59403113	-0.4mm	2	
-	59403055	-0.6mm	2	
-	59403121	-0.8mm	2	
-	59403063	-1.0mm	2	
-	59403071	-1.4mm	2	
14	59402982	Joint Housing, R.H.	1	
-	59402990	Joint Housing, L.H.	1	
15	59403212	Bushing	2	
16	59403238	Ring, Scraper	2	
17	59403220	Seal, Shaft	2	
18	59403246	Bearing, Roller	4	
19	59403204	Hub	2	
20	59403253	O-Ring	2	
21	59403261	Nut, Slotted	2	
22	59403279	Washer, Tab	2	
23	58844366	Screw, Locking	4	
24	59403295	Bolt, Wheel	20	

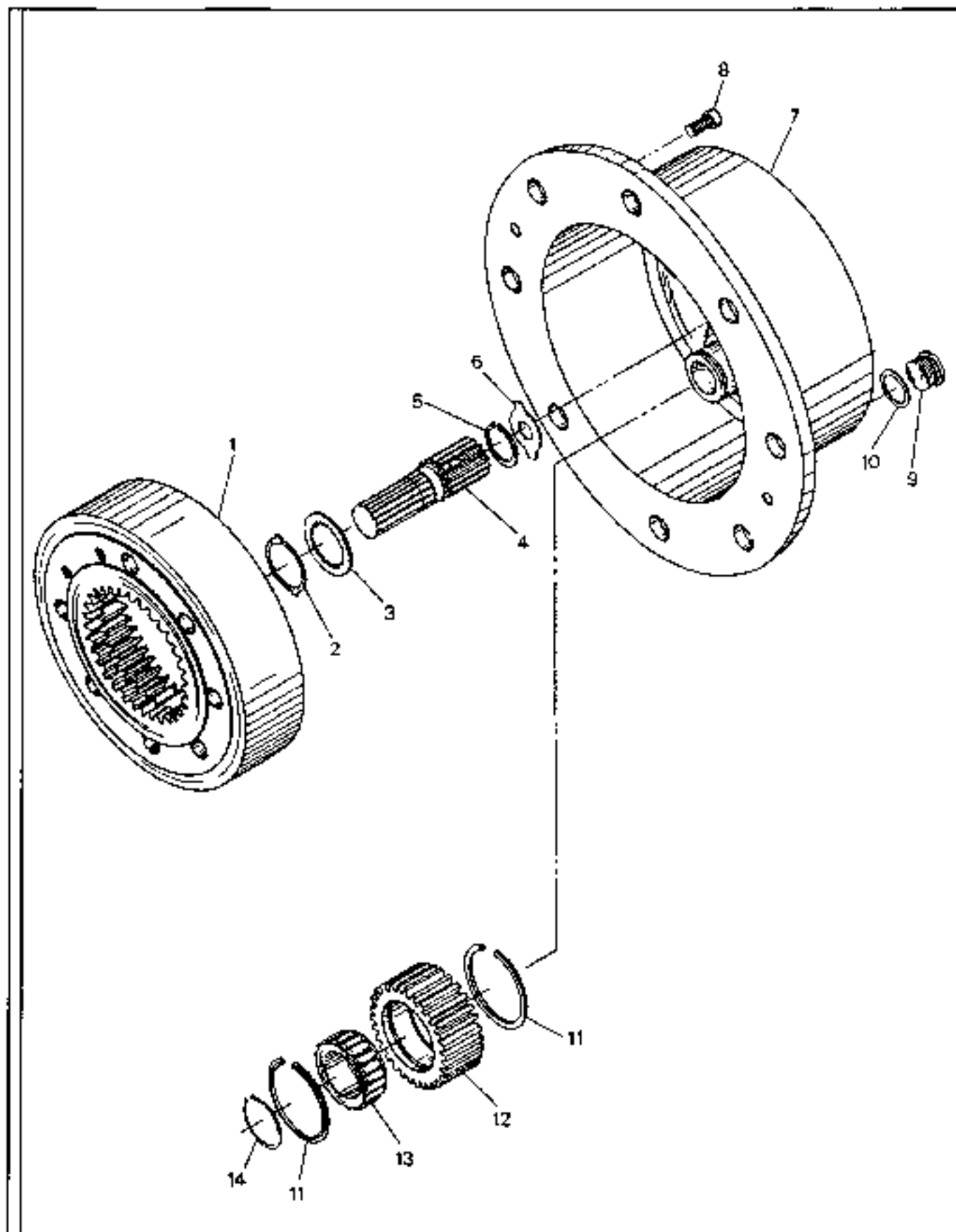
STEER DRIVE AXLE (59416669) - INTERNAL BREAKDOWN - (SHEET 5 OF 7)



STEER DRIVE AXLE (59416669) - INTERNAL BREAKDOWN - (SHEET 5 OF 7)

ITEM	COMM.NO.	DESCRIPTION	QTY	DIMENSIONS/NOTES
-	N.S.V.A.	Universal Joint Assembly	-	
1	58844499	Joint Fork Assembly	2	
2	58844481	Joint Assembly	4	
3	58844473	Center, Joint Assembly	2	
4	58844515	Joint Fork Assembly	2	

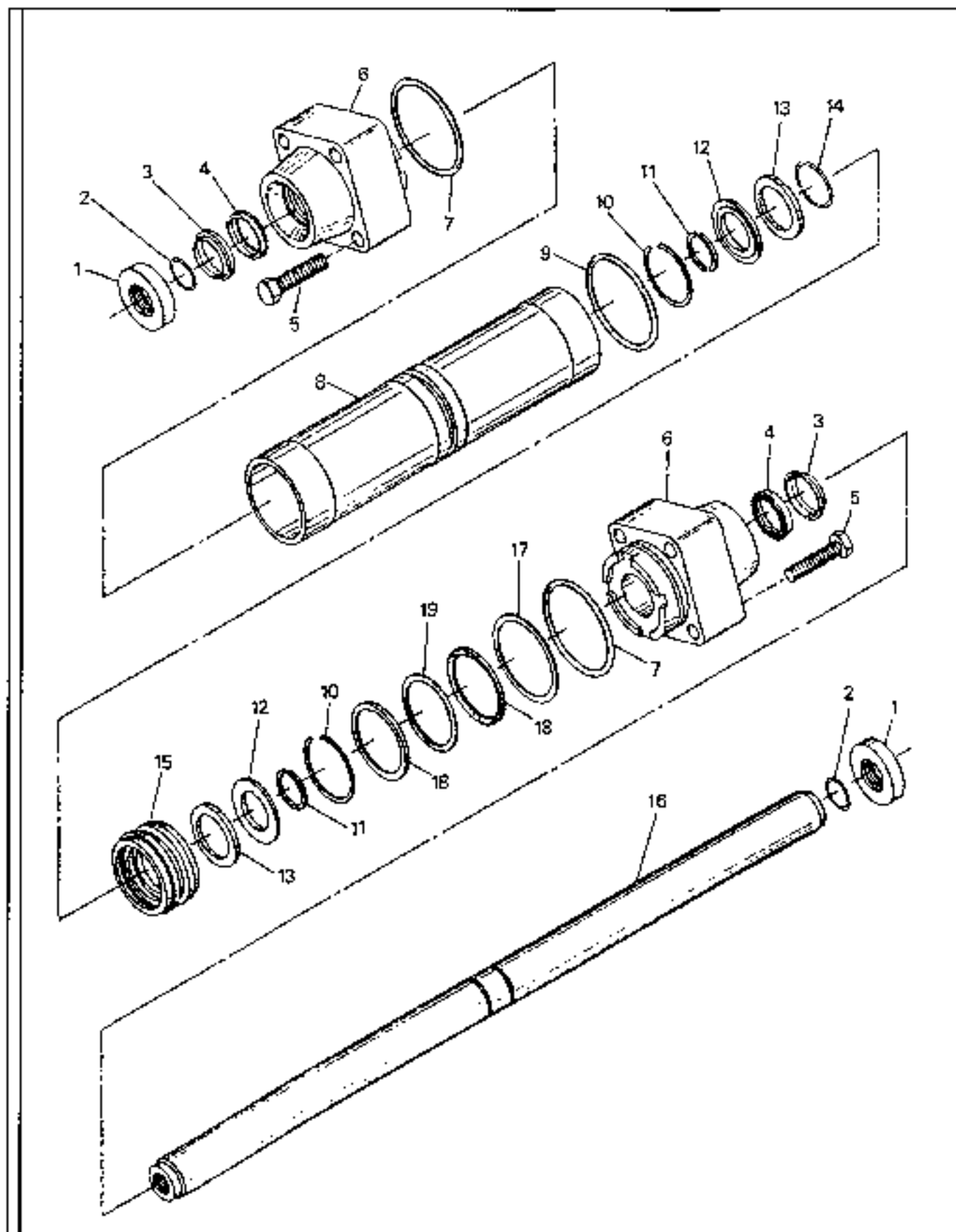
STEER DRIVE AXLE (59416669) - INTERNAL BREAKDOWN - (SHEET 6 OF 7)



STEER DRIVE AXLE (59416669) - INTERNAL BREAKDOWN - (SHEET 6 OF 7)

ITEM	COMMNO.	DESCRIPTION	QTY	DIMENSIONS/NOTES
-	N.S.V.A.	Planetary Drive	-	
1	59403303	Gear, Ring	2	
2	59403329	Washer, Thrust	2	
3	59403337	Washer, Thrust	2	
4	59403311	Shaft, Sun Gear	2	
5	59403345	Ring, Retaining	2	
6	-	Washer, Thrust (Optional)	-	
-	59403402	-1.5mm	2	
-	59403444	-1.7mm	2	
-	59403410	-2.0mm	2	
-	59403451	-2.2mm	2	
-	59403428	-2.5mm	2	
-	58844465	-2.7mm	2	
-	59403436	-3.0mm	2	
7	59403352	Carrier, Planet	2	
8	59403485	Screw, Cap	4	
9	59403469	Plug, Screw	2	
10	59403477	O-Ring	2	
11	58844382	Ring Angle	12	
12	58844374	Gear, Planet	6	
13	59403378	Bearing, Roller	6	
14	59403394	Ring, Retaining	6	

STEER DRIVE AXLE (S9416669) - INTERNAL BREAKDOWN - (SHEET 7 OF 7)



STEER DRIVE AXLE (5941669) - INTERNAL BREAKDOWN - (SHEET 7 OF 7)

ITEM	COMM.NO.	DESCRIPTION	QTY	DIMENSIONS/NOTES
-	N.S.V.A.	Steering Gear	-	
1	59403790	Ring, Stop	2	
2	59403808	O-Ring	2	
3	59403535	Wiper, Rod	2	
4	59403543	O-Ring	2	
5	59403782	Screw, Hex	8	
6	59403527	Guide	2	
7	59403519	O-Ring	2	
8	59403493	Cylinder	1	
9	59403501	O-Ring	1	
10	59403618	Ring, Snap	2	
11	59403600	Ring, Split	2	
12	59403592	Ring, Retaining	2	
13	59403584	Washer	2	
14	59403576	O-Ring	1	
15	59403568	Piston	1	
16	59403550	Rod, Piston	1	
17	-	Washer (Optional)	-	
-	59403642	-1.0mm	1	
-	59403659	-1.1mm	1	
-	59403667	-1.2mm	1	
-	59403675	-1.3mm	1	
-	59403683	-1.4mm	1	
-	59403691	-1.5mm	1	
-	59403709	-1.6mm	1	
-	59403717	-1.7mm	1	
-	59403725	-1.8mm	1	
-	59403733	-0.5mm	1	
-	59403741	-0.6mm	1	
-	59403758	-0.7mm	1	
-	59403766	-0.8mm	1	
-	59403774	-0.9mm	1	
18	59403634	Ring, Scraper	2	
19	59403626	Ring, Sealing	1	

MAINTENANCE INTERVAL KIT

Always use Ingersoll-Rand Replacement parts!

MAINTENANCE INTERVAL KIT

ITEM	COMPL. NO.	DESCRIPTION	QTY	DIMENSIONS/NOTES
		<small>IMPV 010704</small>		
+	59249984	250 Hour Cummins Maintenance Interval Kit	1	
-	59728170	-Engine Oil Filter	1	
-	58827932	-In-line Fuel Strainer	1	
-	35374677	-Primary Fuel Filter	1	
-	59728196	-Fuel Water Separator	1	
-	58760981	-Transmission Filter	1	
-	59587196	-Hydraulic Filter	1	
**	59249888	250 Hour John Deere Maintenance Interval Kit	1	
-	35308130	-Engine Oil Filter	1	
-	58827932	-In-line Fuel Strainer	1	
-	36534659	-Fuel Filter	1	
-	59587196	-Hydraulic Filter	1	
-	58760981	-Transmission Filter	1	

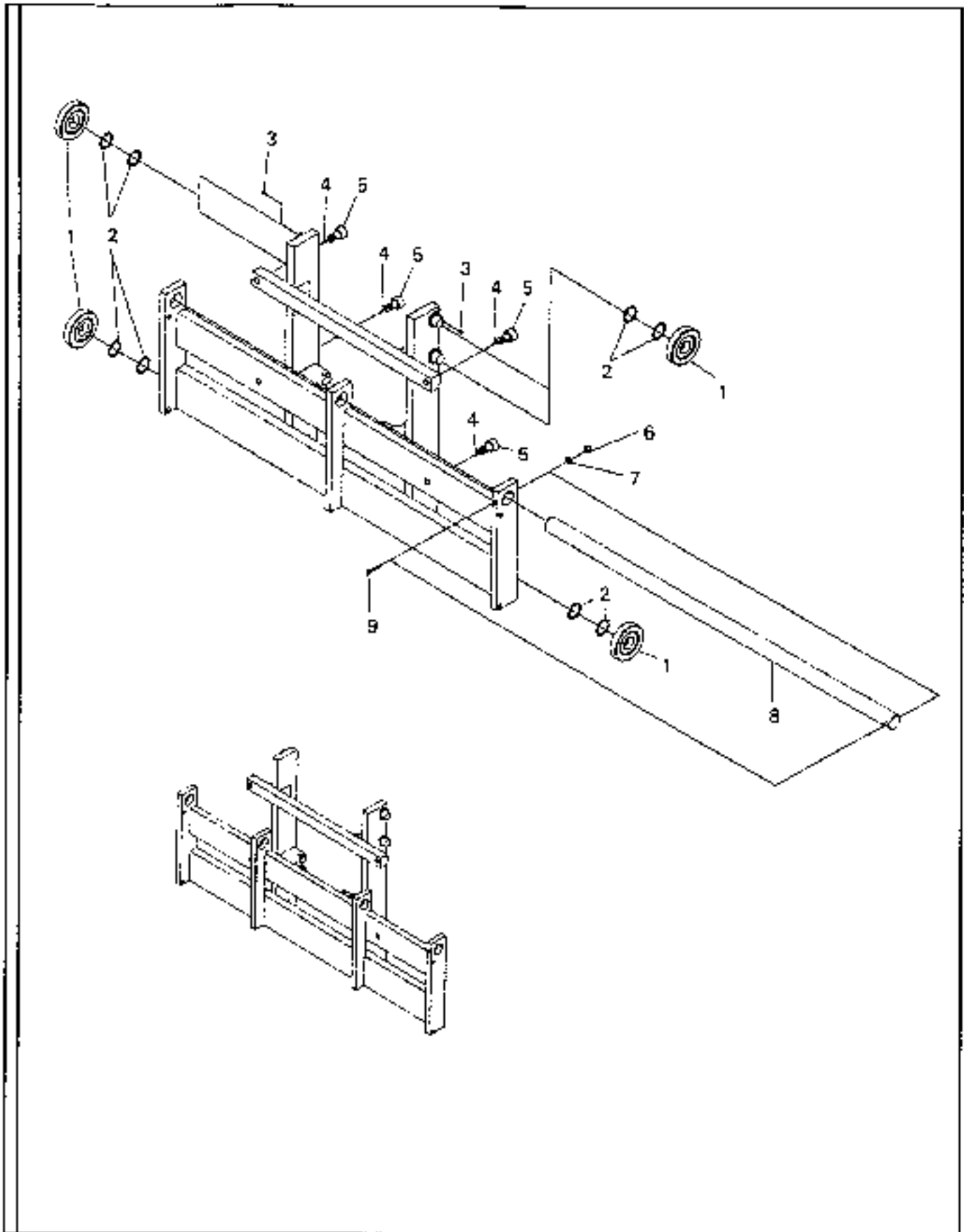
Always use INGERSOLL-RAND Replacement parts!

MANUALS

ITEM	COMM. NO.	DESCRIPTION	QTY	DIMENSIONS/NOTES
-	58898610	Operation/Maintenance Manual	1	
-	13192018	Parts Manual	1	
-	59985069	FIEI Safety Manual	1	
-	59482919	Cummins Engine Operation Manual	1	
-	58917592	Cummins Engine Parts Manual	1	

In order to complete your RT-700G Series Parts Manual, insert the attached pages after page P.1.3 in your parts manual. This section was inadvertently omitted when writing the parts manual.

SHAFT CARRIAGE ASSEMBLY



SHAFT CARRIAGE ASSEMBLY

ITEM	COMM.NO.	DESCRIPTION	QTY	DIMENSIONS/NOTES
		BDL 28241503		
A	58843095	Shaft Carriage, 48" (Used on 5000 lb., 14' Multiview Mast and Used on 5000lb. 10' and 12' Multiview Masts)(Effective w/ S/N 6066)	1	
B	58843103	Shaft Carriage, 60" (Used on 5000 lb., 14' Multiview Mast and Used on 5000lb. 10' and 12' Multiview Masts)(Effective w/ S/N 6066)	1	
C	58843137	Shaft Carriage, 48" (Used on 5000 lb., 14' Multiview Mast)	1	
D	58843145	Shaft Carriage, 60" (Used on 5000 lb., 14' Multiview Mast)	1	
E	58843160	Shaft Carriage, 48" (Used on 6000 lb., 14' Multiview Mast and Used on 6000lb. 12' end 16' Multiview Masts)(Effective w/ S/N 6066)	1	
F	58843178	Shaft Carriage, 60" (Used on 6000 lb., 14' Multiview Masts and Used on 6000lb. 12' end 16' Multiview Masts)(Effective w/ S/N 6066)	1	
G	58847716	Shaft Carriage, 72" (Used on 6000 lb., 14' Multiview Masts and Used on 6000lb. 12' end 16' Multiview Masts)(Effective w/ S/N 6066)	1	
H	58900143	Shaft Carriage, 84" (Used on 12', 14', and 16' Multiview Masts)	1	
I	58843210	Shaft Carriage, 48" (Used on 6000 lb., 14' end 22' Ultraview Mast)	1	
J	58843228	Shaft Carriage, 60" (Used on 6000 lb., 14' and 22' Ultraview Mast)	1	
K	58843236	Shaft Carriage, 72" (Used on 6000 lb., 14' and 22' Ultraview Mast)	1	
L	59004937	Shaft Carriage, 72" (Used on 8000 lb., 15' Multiview Masts)	1	
M	59004945	Shaft Carriage, 84" (Used on 8000lb., 15' Multiview Masts)	1	
N	59004929	Shaft Carriage, 60" (Used on 8000lb., 15' Multiview Masts)	1	
O	59004986	Shaft Carriage, 60" (Used on 8000 lb., 16' Pick and Carry Ultraview and 22' Pick and Carry Multiview Masts)	1	
P	59004994	Shaft Carriage, 72" (Used on 8000 lb., 16' Pick and Carry Ultraview and 22' Pick and Carry Multiview Masts)	1	
Q	59005009	Shaft Carriage, 84" (Used on 8000 lb., 16' Pick and Carry Ultraview and 22' Pick and Carry Multiview Masts)	1	
I	58781287	-Load Roller (Used on Carriages A - J)	4	
-	58890484	-Load Roller(Used on Carriage K - P)	6	
2	58890492	-Shim	A/R	0.03"
3	58891060	-Screw (Used Carriages N, O and P Only)	2	1/4 - 20 x 0.38"

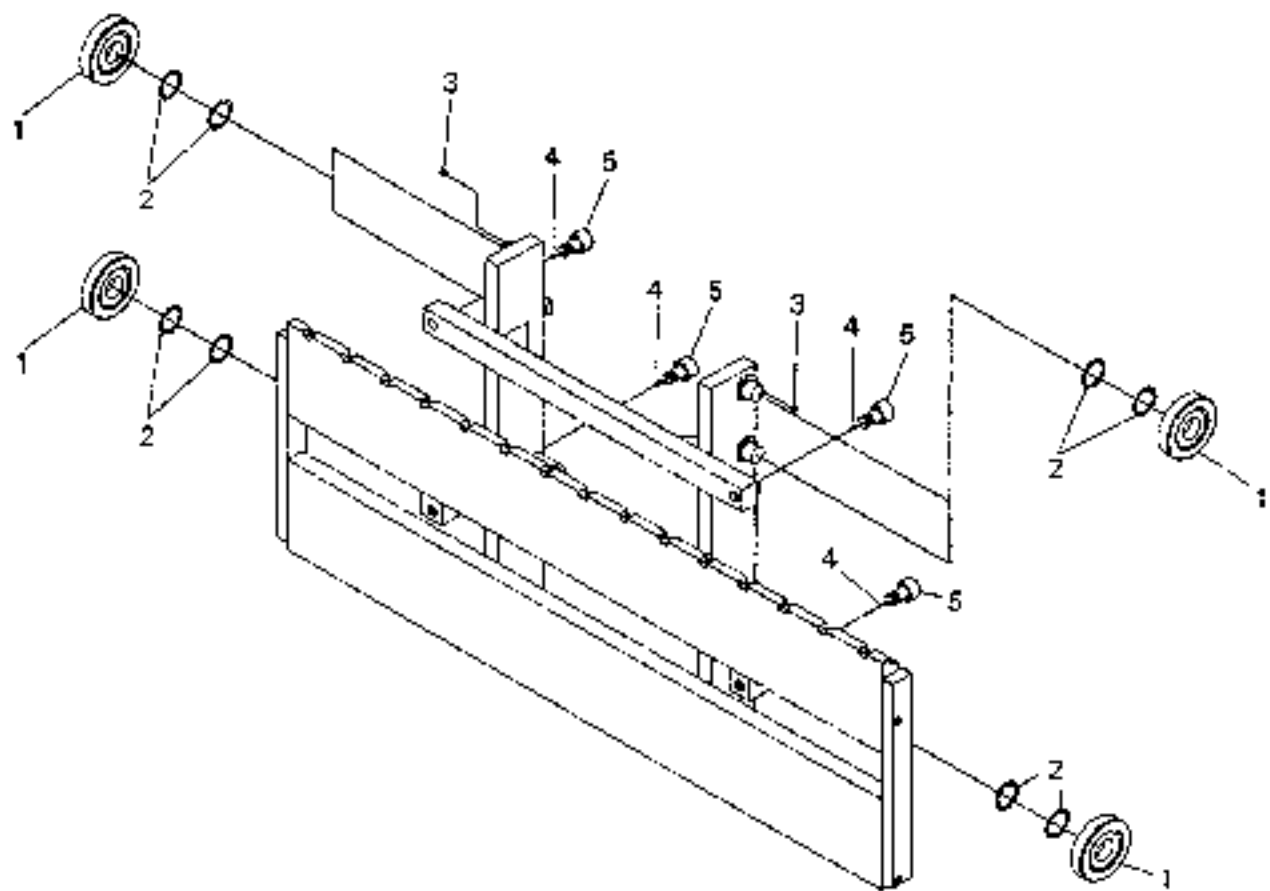
SHAFT CARRIAGE ASSEMBLY

Always use Ingersoll-Rand Replacement parts!

SHAFT CARRIAGE ASSEMBLY

ITEM	COMM. NO.	DESCRIPTION	QTY	DIMENSIONS/NOTES
4	58891052	-Grease Fitting	4	
5	58781634	-Thrust Roller (Used On Carriage A - K and O - Q)	4	7/8" Thread, 1 1/2" OD
-	58962188	-Thrust Roller (Used On Carriage L, M, and N)		1" Thread, t 3/4" OD
6	95077764	-Nut	1	3/8-16
7	58989930	-Lockwasher	1	3/8
8	58890518	-Shaft (Used on Carriages A and C)	1	48"
-	58890526	-Shaft (Used on Carriages E and I)	1	48"
-	58890534	-Shaft (Used on Carriages B and D)	1	60"
-	58890542	-Shaft (Used on Carriages F, J, L and O)	1	60"
-	58890559	-Shaft (Used on Carriages G, K, M and P)	1	72"
-	58890567	-Shaft (Used on Carriages N and Q)	1	84"
9	95492658	-S.H.C.S.	1	3/8-16 x 4.00" Long

HOOK CARRIAGE ASSEMBLY



HOOK CARRIAGE ASSEMBLY

ITEM	COMM. NO.	DESCRIPTION	QTY	DIMENSIONS/NOTES
R	58899709	Hook Carriage, 48" (Used on 50001b., Multiview Masts)(Effective w/S/N 5679) and (Used on 50001b., 10' & 12' Multiview Masts Effective w/S/N 6066)	1	
S	59419895	Hook Carriage, 48" (Used on 50001b., 14' Multiview Masts)(Prior to S/N 5679)	1	
T	58899717	Hook Carriage, 60" (Used on 50001b., Multiview Masts)(Effective w/S/N 5679) and (Used on 50001b., 10' & 12' Multiview Masts Effective w/S/N 6066)	1	
U	59388512	Hook Carriage, 60" (Used on 50001b., 14' Multiview Masts)(Prior to S/N 5679)	1	
V	58843111	Hook Carriage, 48" (Used on 50001 b., 22' Multiview Masts)	1	
W	58843129	Hook Carriage, 60" (Used on 50001b., 22' Multiview Masts)	1	
X	58843152	Hook Carriage, 48" (Used on 60001b., 14' Multiview Masts)(Effective w/ 5679) and (Used on 60001b., 12 & 16' Multiview Masts Effective w/S/N 6066)	1	
Y	58899725	Hook Carriage, 60" (Used on 60001b., Multiview Masts)(Effective w/S/N 5679) and (Used on 60001b., 12' & 16' Multiview Mast Effective w/S/N 6066)	1	
Z	59419853	Hook Carriage, 60" (Used on 60001b., 14' Multiview Masts)(Prior to S/N 5679)	1	
AA	58847724	Hook Carriage, 72" (Used on 60001b., 14' Multiview Masts) and (Used on 60001b., 12' & 16' Multiview Masts Effective w/S/N 6066)	1	
BB	58843186	Hook Carriage, 48" (Used on 60001b., 16' Ultraview and 22' Multiview Masts)	1	
CC	58843194	Hook Carriage, 60" (Used on 60001 b., 16' Ultraview and 22' Multiview Masts)	1	
DD	58843202	Hook Carriage, 72" (Used on 60001b., 16' Ultraview and 22' Multiview Masts)	1	
EE	59004895	Hook Carriage, 60" (Used on 80001b., 15' Multiview Masts)(Effective w/S/N 5679)	1	
FF	59004903	Hook Carriage, 72" (Used on 80001b., 15' Multiview Masts)	1	
GG	59004911	Hook Carriage, 84" (Used on 80001b., 15' Multiview Masts)	1	
HH	59004952	Hook Carriage, 60" (Used on 80001b., 16' Pick & Carry Ultraview & 22' Multiview Masts)	1	
II	58846098	Hook Carriage, 60" (Used on 80001b., 16' Pick & Carry Ultraview and 22' Pick & Carry Multiview Masts)(Prior to SIN 5679)	1	

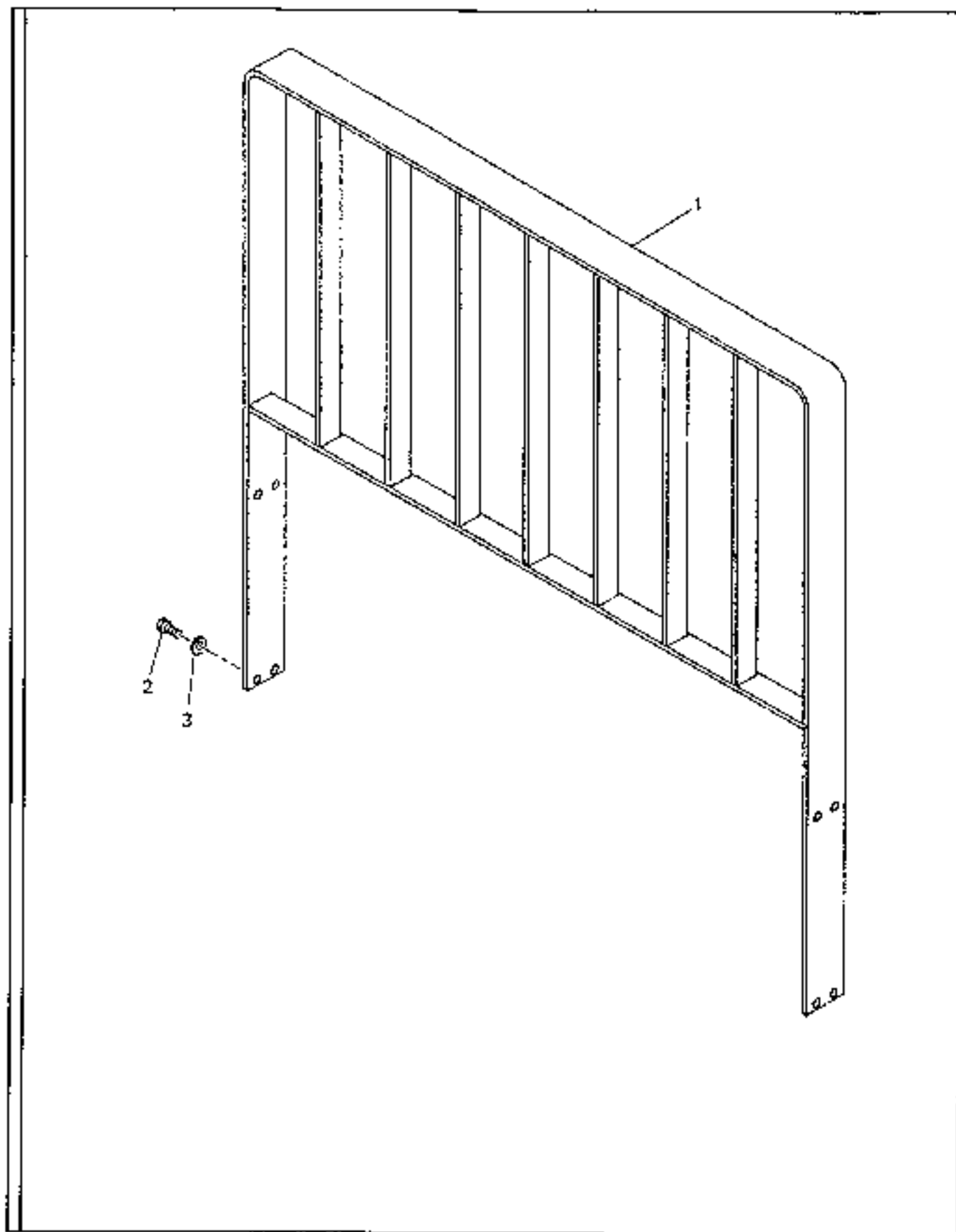
HOOK CARRIAGE ASSEMBLY

Always use Ingersoll-Rand Replacement parts!

HOOK CARRIAGE ASSEMBLY

ITEM	COMM. NO.	DESCRIPTION	QTY	DIMENSIONS/NOTES
JJ	59004960	Hook Carriage, 72" (Used on 8000lb., 16' Pick & Carry Ultraview and 22' Pick & Carry Multiview Masts)	1	
KK	59004978	Hook Carriage, 84" (Used on 8000lb., 16' Pick & Carry Ultraview and 22' Pick & Carry Multiview Masts)	1	
1	58781287	-Load Roller (Used on 5000lb. & 6000lb. Carriages)	4	
-	58890484	-Load Roller (Used on 8000lb. Carriages)	6	
2	58890492	-Shim	A/R	.03"
3	58891060	-Screw (Used on Carriage EE, FF, and GG Only)	2	1/4 - 20 x 0.38"
4	58891052	-Grease Fitting	4	
5	58781634	-Thrust Roller (Used on Carriage R - DD, GG, HH, JJ and KK)	4	7/8" Thread, 1 1/2" OD
-	58922188	-Thrust Roller (Used on Carriage EE, FF, and JJ)	4	1" Thread, 1 3/4" OD

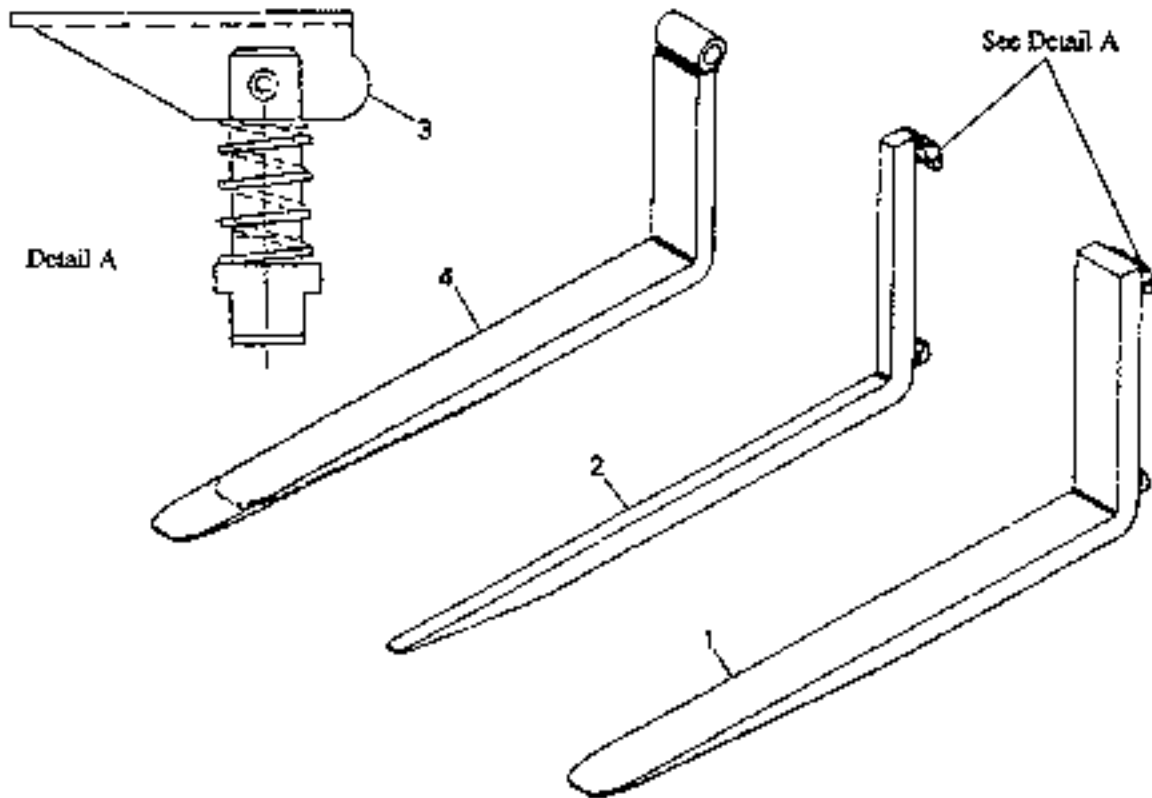
LOAD BRACKET ASSEMBLY



LOAD BRACKET ASSEMBLY

ITEM	COMM. NO.	DESCRIPTION	QTY	DIMENSIONS/NOTES
		<small>304 284158</small>		
1	58847351	Load Backrest (48" Wide for 5000 lb. Carriage)	1	
-	58847369	Load Backrest (60" Wide for 5000 lb. Carriage)	1	
-	58847377	Load Backrest (72" Wide for 5000 lb. Carriage)	1	
-	58899741	Load Backrest (48" Wide for 6000 lb. and 8000 lb. Carriage) (Effective w/ S/N 5679)	1	
-	59485797	Load Backrest (48" Wide for 6000 lb. and 8000 lb. Carriage) (Prior to S/N 5679)	1	
-	58899758	Load Backrest (60" Wide for 6000 lb. and 8000 lb. Carriage) (Effective w/ S/N 5679)	1	
-	59419945	Load Backrest (60" Wide for 6000 lb. and 8000 lb. Carriage) (Prior to S/N 5679)	1	
-	58847419	Load Backrest (72" Wide for 6000 lb. and 8000 lb. Carriage)	1	
-	58847427	Load Backrest (84" Wide for 6000 lb. and 8000 lb. Carriage)	1	
-	58847385	Load Backrest (84" Wide for 4000 lb. and 5000 lb. Carriage)	1	
2	95919809	H.H.C.S.	4	0.63 - 11 x 1.75
3	95931242	Lock Washer	4	0.63

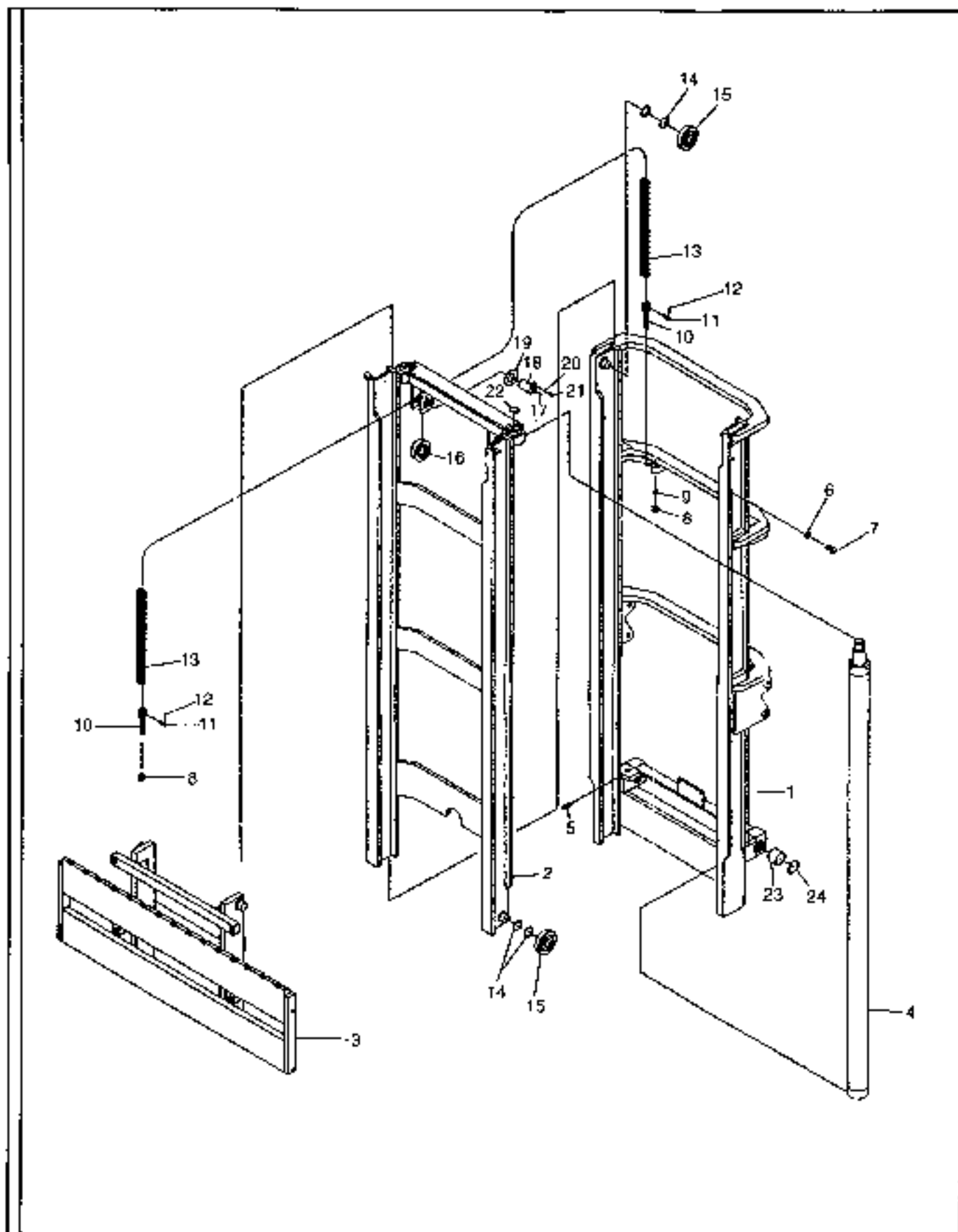
FORKS



FORKS

ITEM	COMM. NO.	DESCRIPTION	QTY	DIMENSIONS/NOTES
		<small>8001 39374215</small>		
1	59374314	Hook Type Fork (5000 lb)	2	48"
-	59374322	Hook Type Fork (6000 lb.)	2	48"
-	59374330	Hook Type Fork (8000 lb.)	2	48"
-	59485714	Hook Type Fork (6000 lb.)	2	60"
2	59374272	Block Hook Type Fork (5000 lb.)	2	46"
-	59374215	Block Hook Type Fork (6000 lb.)	2	46"
3	58802596	-Latch Assembly (Used on Items 1 and 2)	1	
4	59374280	Shaft Type Fork(5000 lb.)	2	46"
-	59371997	Shaft Type Fork (5000 lb.)	2	48"
-	59374207	Shaft Type Fork (6000 lb.)	2	48"
-	59374264	Shaft Type Fork (8000 lb.)	2	48"
-	59374298	Shaft Type Block Fork (6000 lb.)	2	46"
-	58900 25	Shaft Type Fork(Bushing ID 1.88")(8000 lb.)	2	60"

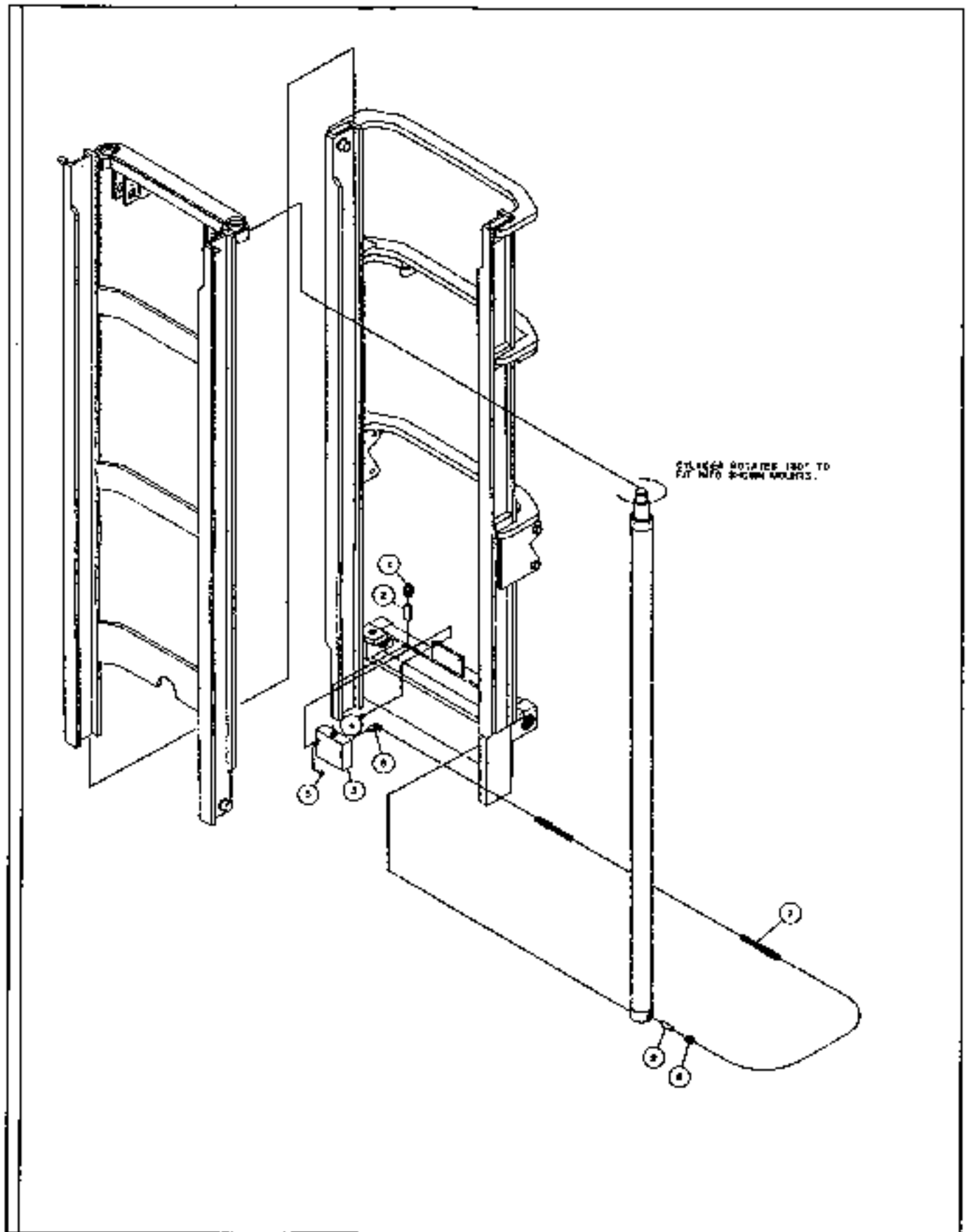
5000LB. 10FT. MULTIVIEW MAST ASSEMBLY - SHEET 1 OF 2



5000LB. 10FT. MULTIVIEW MAST ASSEMBLY - SHEET 1 OF 2

ITEM	COMMNO.	DESCRIPTION	QTY	DIMENSIONS/NOTES
-	58973975	Mast Assembly Multiview (Effective S/N 14627)	1	5000lb. 10Ft.
-	58952821	Mast Assembly Multiview (Prior to S/N 14627)	1	5000lb. 10Ft.
1	58990284	-Outer Rail Weldment	1	
2	58990292	-Inner Rail Weldment	1	
3	58990227	-Class II Hook Carriage Assembly	1	48" Wide
-	58990235	-Class II Hook Carriage Assembly	1	60" Wide
-	58990243	-5000lb. Shaft Carriage Assembly	1	48" Wide
-	58990250	-5000lb. Shaft Carriage Assembly	1	60" Wide
4	58990300	-Rail Cylinder Assembly	2	
5	58890203	-Cylinder Retaining Bolt	2	
6	58989872	-Lockwasher	2	
7	58989849	-Rail Stop Bolt	2	
8	58989815	-Nut	4	
9	58889486	-Chain Anchor Insert	2	
10	58773789	-Chain Anchor	4	
11	58773946	-Pin (Chain Connect)	4	
12	58989823	-Cotter Pin	8	
13	58889718	-Chain (Carriage)	2	
14	58890492	-Stim	A/R	0.03
15	58781287	-Load Roller	4	
16	58889668	-Chain Roller	2	
17	58813395	-Grease Fitting	2	
18	58890401	-Chain Pin and Retainer Assembly	2	
19	58889569	-Spacer	4	
20	58989872	-Lockwasher	2	
21	58989864	-Screw	2	
22	58989880	-Retaining Ring (Cylinder)	2	
23	58768094	-Bushing (2.00 I.D.)	2	
24	58813353	-Retaining Ring	2	
-	58889719	-Carriage Chain Assembly (Cummins 8, 10 - 13)	2	
-	59325548	-Pivot Shaft (705 Only)	1	2.0" Dia. x 39.62"

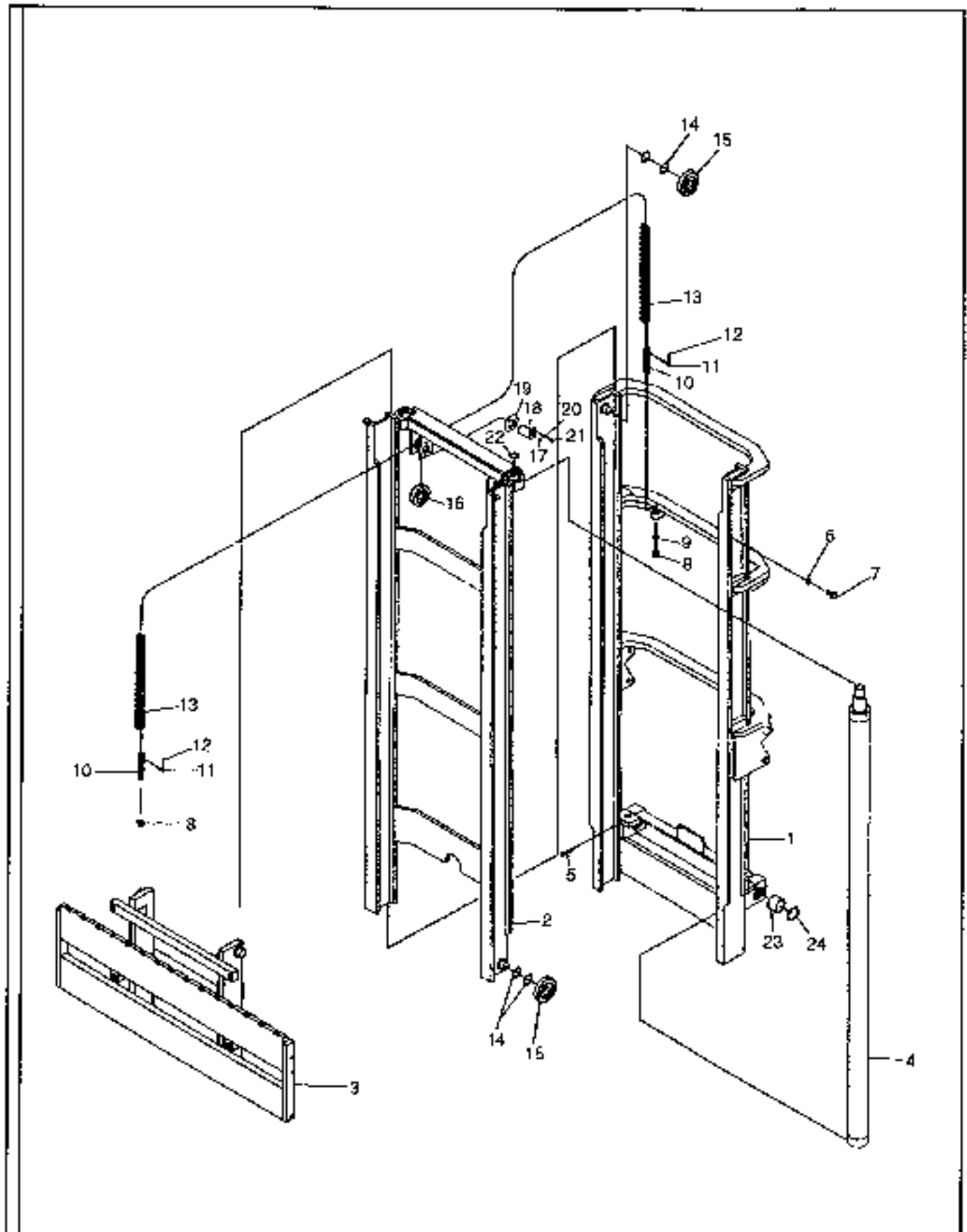
5000LB. 10FT. MULTIVIEW MAST ASSEMBLY - SHEET 2 OF 2



5000LB. 10FT. MULTIVIEW MAST ASSEMBLY - SHEET 2 OF 2

ITEM	COMPL NO.	DESCRIPTION	QTY	DIMENSIONS/NOTES
1	58813361	-45 Degree Fitting	1	
2	58889619	-Flow Valve	1	
3	58889346	-Manifold Block	1	
4	58889536	-Mounting Bolt	2	
5	58813429	-Plug	2	
6	59080945	-90 Degree Fitting	2	
7	59080952	-Hose Assembly (Seat to Seat)	2	12.34"
8	59080937	-Straight Fitting	2	
9	58813403	-Flow Limiter (Right Cylinder Only)	1	

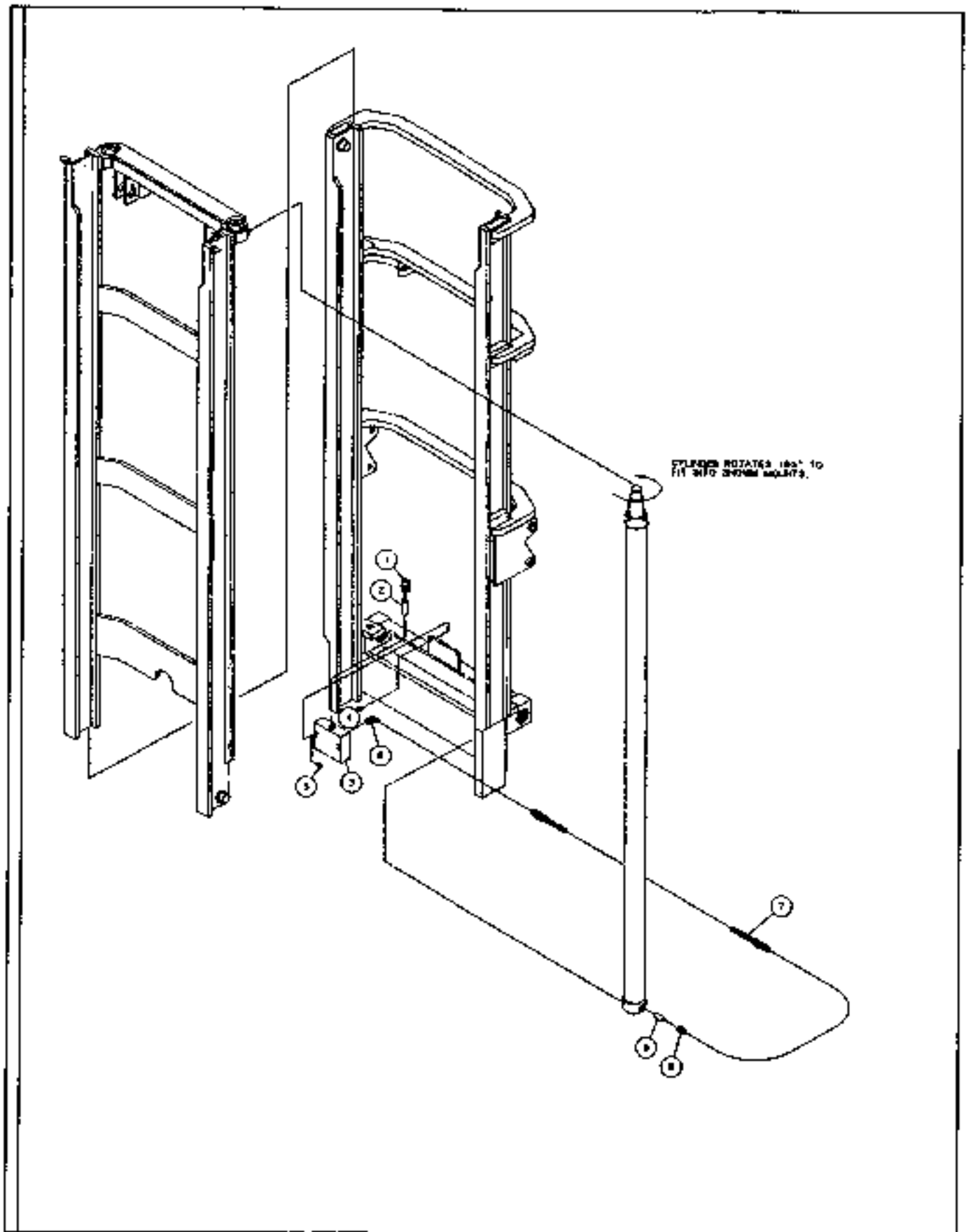
5000LB. 12FT. MULTIVIEW MAST ASSEMBLY - SHEET 1 OF 2



5000LB. 12FT. MULTIVIEW MAST ASSEMBLY - SHEET 1 OF 2

ITEM	COMM. NO.	DESCRIPTION	QTY	DIMENSIONS/NOTES
	58973983	Mast Assembly, 5000lb. 12Ft. Multiview (Effective S/N 14627)	1	
-	58884081	Mast Assembly, 5000lb. 12Ft. Multiview (Effective S/N 6066 thru 14627)	1	
1	58990185	-Outer Rail Weldment	1	
2	58990193	-Inner Rail Weldment	1	
3	58990227	-Class II Hook Carriage Assembly	1	48" Wide
-	58990235	-Class II Hook Carriage Assembly	1	60" Wide
	58990243	-5000lb. Shaft Carriage Assembly	1	48" Wide
-	58990250	-5000lb. Shaft Carriage Assembly	1	60" Wide
4	58966490	-Rail Cylinder Assembly	2	
5	58890203	-Cylinder Retaining Bolt	2	
6	58989872	-Lockwasher	2	
7	58989849	-Rail Stop Bolt	2	
8	58989815	-Nut	4	
9	58889486	-Chain Anchor Insert	2	
10	58773789	-Chain Anchor	4	
11	58773946	-Pin (Chain Connect)	4	
12	58989823	-Cotter Pin	8	
13	58990268	-Chain (Carriage)	2	
14	58890492	-Shim	AK	0.03
15	58781287	-Load Roller	4	
16	58889668	-Chain Roller	2	
17	58813395	-Grease Fitting	2	
18	58890401	-Chain Pin And Retainer Assembly	2	
19	58889569	-Spacer	4	
20	58989872	-Lockwasher	2	
21	58989864	-Screw	2	
22	58989880	-Retaining Ring (Cylinder)	2	
23	58768094	-Bushing (2.00 I.D.)	2	
24	58813353	-Retaining Ring	2	
-	58990276	-Carriage Chain Assembly (Contains 8. 10-13)	2	

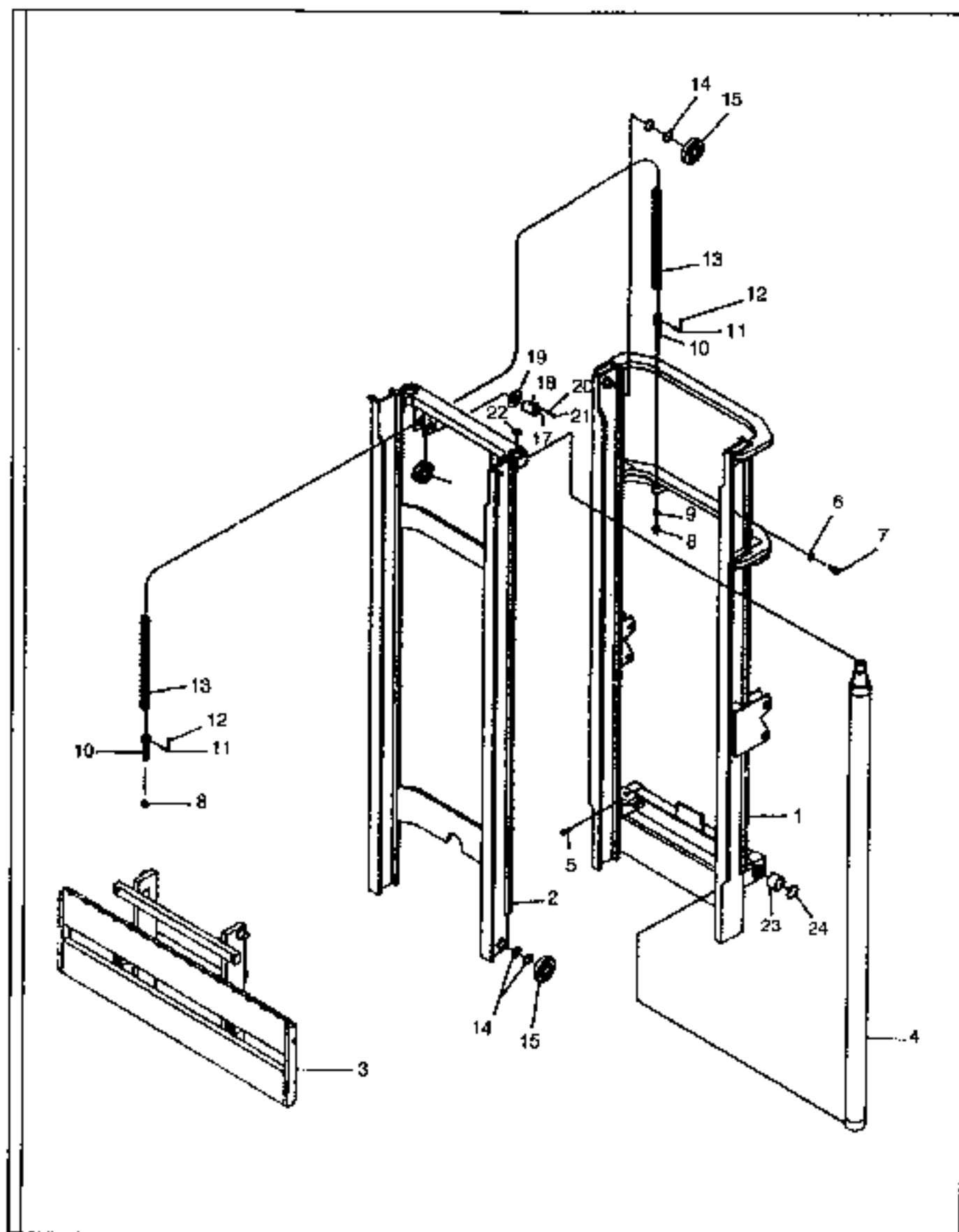
5000LB. 12FT. MULTIVIEW MAST ASSEMBLY - SHEET 3 OF 2



5000LB. 12FT. MULTIVIEW MAST ASSEMBLY - SHEET 2 OF 2

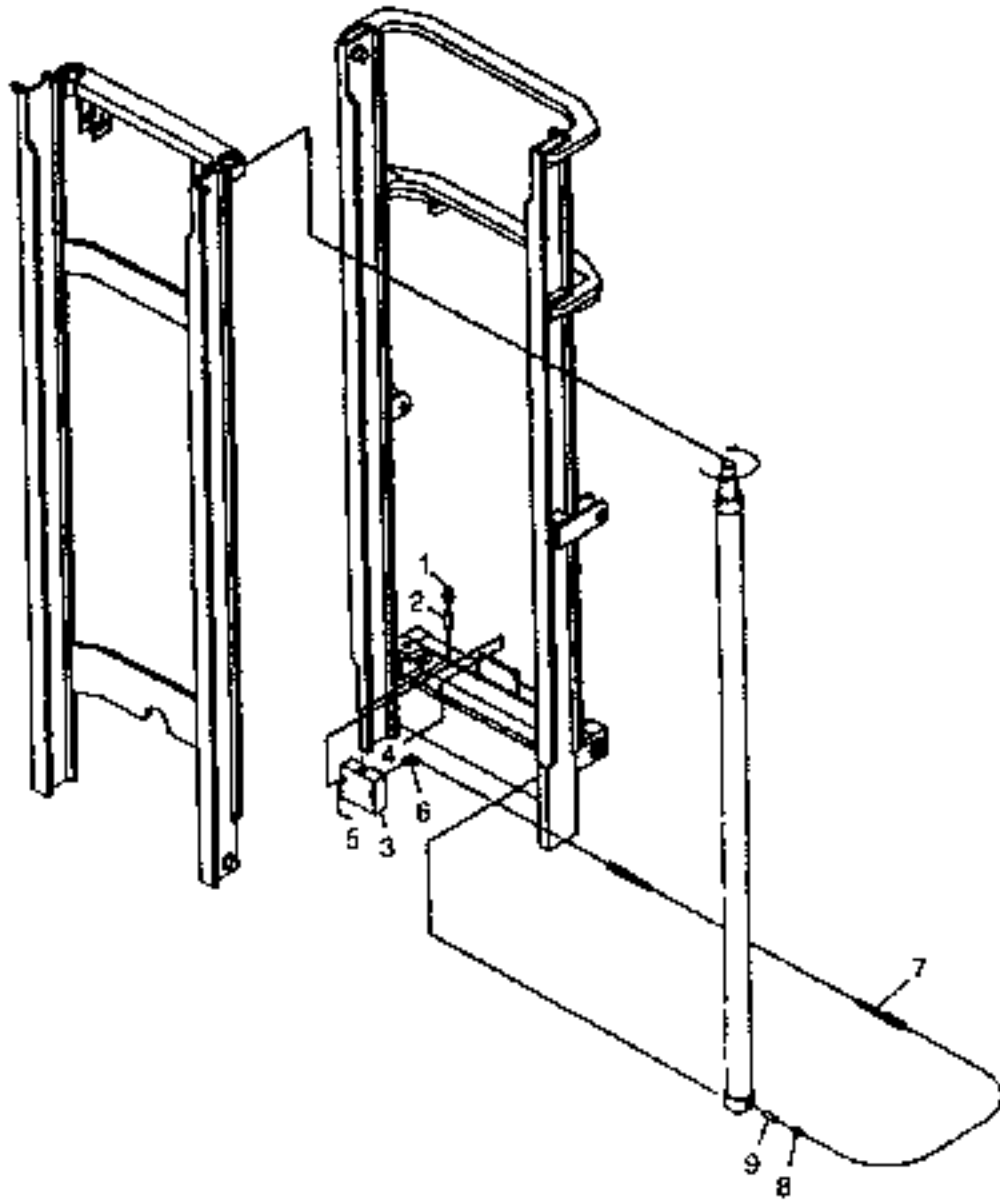
ITEM	COMM NO.	DESCRIPTION	QTY	DIMENSIONS/NOTES
		<small>BOM 5881270</small>		
1	58813361	-45 Degree Fitting	1	
2	58889619	-Flow Valve	1	
3	58889346	-Manifold Block	1	
4	58889536	-Mounting Bolt	2	
5	58813429	-Plug	2	
6	59080945	-90 Degree Fitting	2	
7	59080952	-Hose Assembly (Seat to Seat)	2	12.34"
8	59080937	-Straight Fitting	2	
9	58813403	-Flow Limiter (Right Cylinder Only)	1	

5000LB. 14FT. MULTIVIEW MAST ASSEMBLY - SHEET 1 OF 2



5000LB. 14FT. MULTIVIEW MAST ASSEMBLY - SHEET 1 OF 2

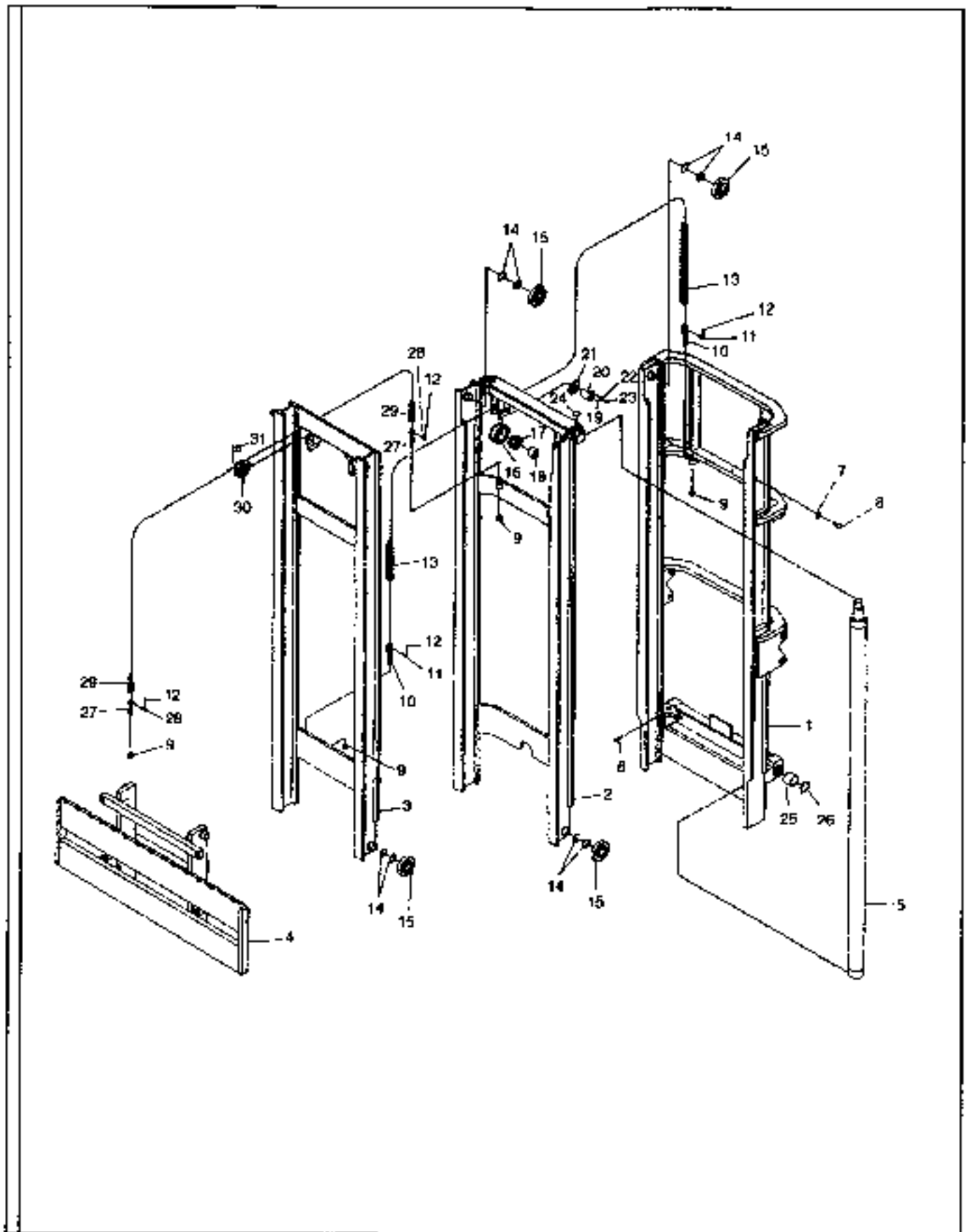
QTY	CONM.NO.	DESCRIPTION	QTY	DIMENSIONS/NOTES
	58973991	Mast Assembly, 5000lb. 14Ft. Multiview (Effective S/N 14627)	1	
	58899675	Mast Assembly, 5000lb. 14Ft. Multiview (Effective S/N 5679 thru 14626)	1	
-	59388488	Mast Assembly, 5000lb. 14Ft. Multiview (Prior to S/N 5679)	1	
1	58890427	-Outer Rail Weldment	1	
2	58890419	-Inner Rail Weldment	1	
3	58990227	-Class I Hook Carriage Assembly	1	48' Wide
-	58990235	-Class II Hook Carriage Assembly	1	60" Wide
	58990243	-5000 Lb. Shaft Carriage Assembly	1	48" Wide
-	58990250	-5000 Lb. Shaft Carriage Assembly	1	60" Wide
4	58889361	-Rail Cylinder Assembly	2	
5	58890203	-Cylinder Retaining Bolt	2	
6	58989872	-Lockwasher	2	
7	58989849	-Rail Stop Bolt	2	
8	58989815	-Nut	4	
9	58889486	-Chain Anchor Insert	2	
10	58773789	-Chain Anchor	4	
11	58773946	-Pin (Chain Connect)	4	
12	58989823	-Cotter Pin	8	
13	58889718	-Chain (Carriage)	2	
14	58890492	-Shim	A/R	.03
15	58781287	-Load Roller	4	
16	58889668	-Chain Roller	2	
17	58813395	-Grease Fitting	2	
18	58890401	-Chain Pin and Retainer Assembly	2	
19	58889569	-Spacer	4	
20	58989872	-Lockwasher	2	
21	58989864	-Screw	2	
22	58989880	-Retaining Ring (Cylinder)	2	
23	58768094	-Bushing	2	2.00 I.D.
24	58813353	-Retaining Ring	2	
-	58889775	-Carriage Chain Assembly (Includes Items 8, and 10-13)		



5000H.B. 14FT. MULTIVIEW MAST ASSEMBLY - SHEET 2 OF 2

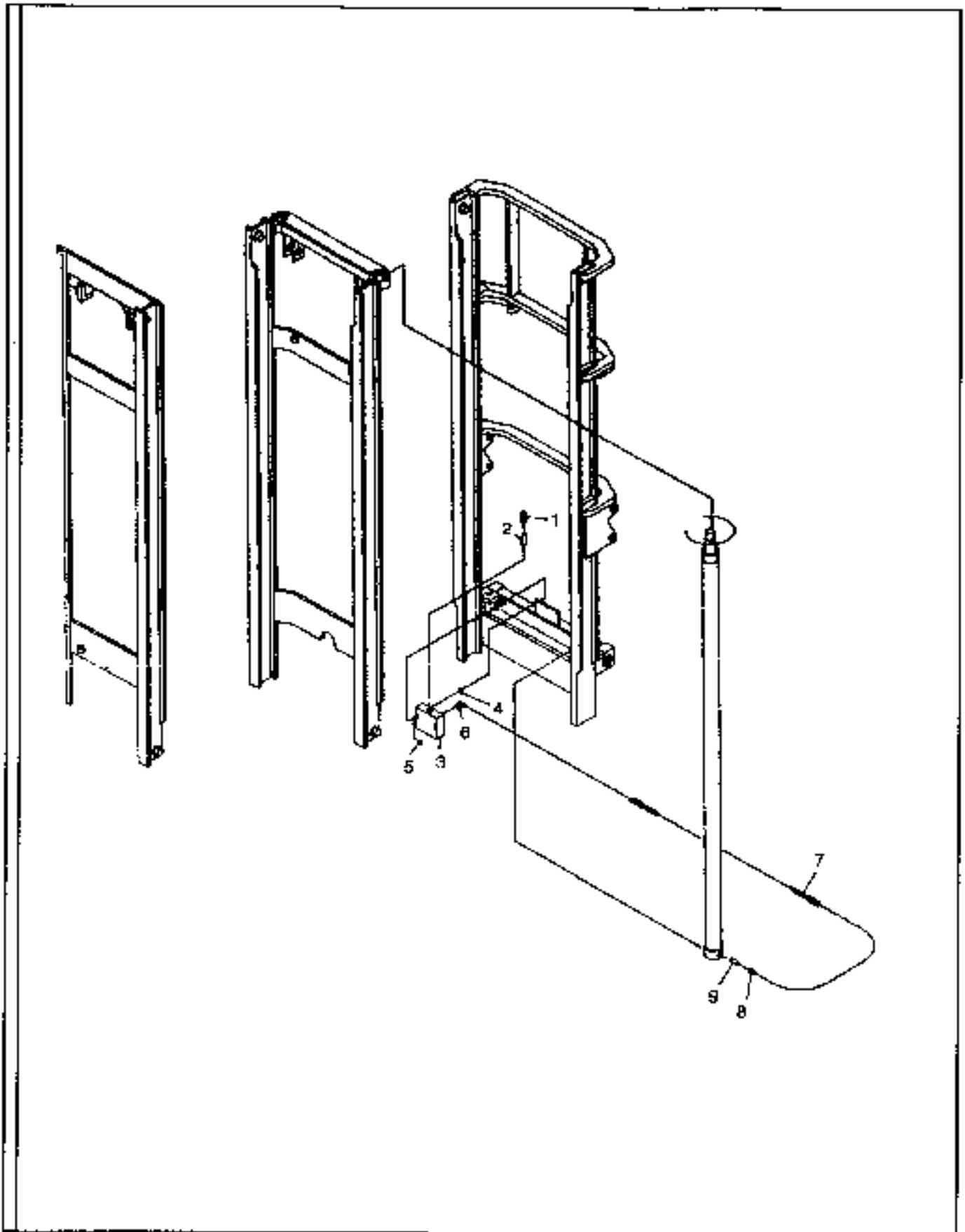
ITEM	COMM.NO.	DESCRIPTION	QTY	DIMENSIONS/NOTES
1	58813361	-45 Degree Fitting	1	
2	58889619	-Flow Valve	1	
3	58889346	-Manifold Block	1	
4	58889536	-Mounting Bolt	2	
5	58813429	-Plug	2	
6	59080945	-90 Degree Fitting	2	
7	59080952	-Hose Assembly	2	
8	59080937	-Straight Fitting	2	
9	58813403	-Flow Limiter (Right Cylinder Only)	1	

5000LB. 22FT. MULTIVIEW MAST ASSEMBLY - SHEET 1 OF 2



5000LB. 22FT. MULTIVIEW MAST ASSEMBLY - SHEET 1 OF 2

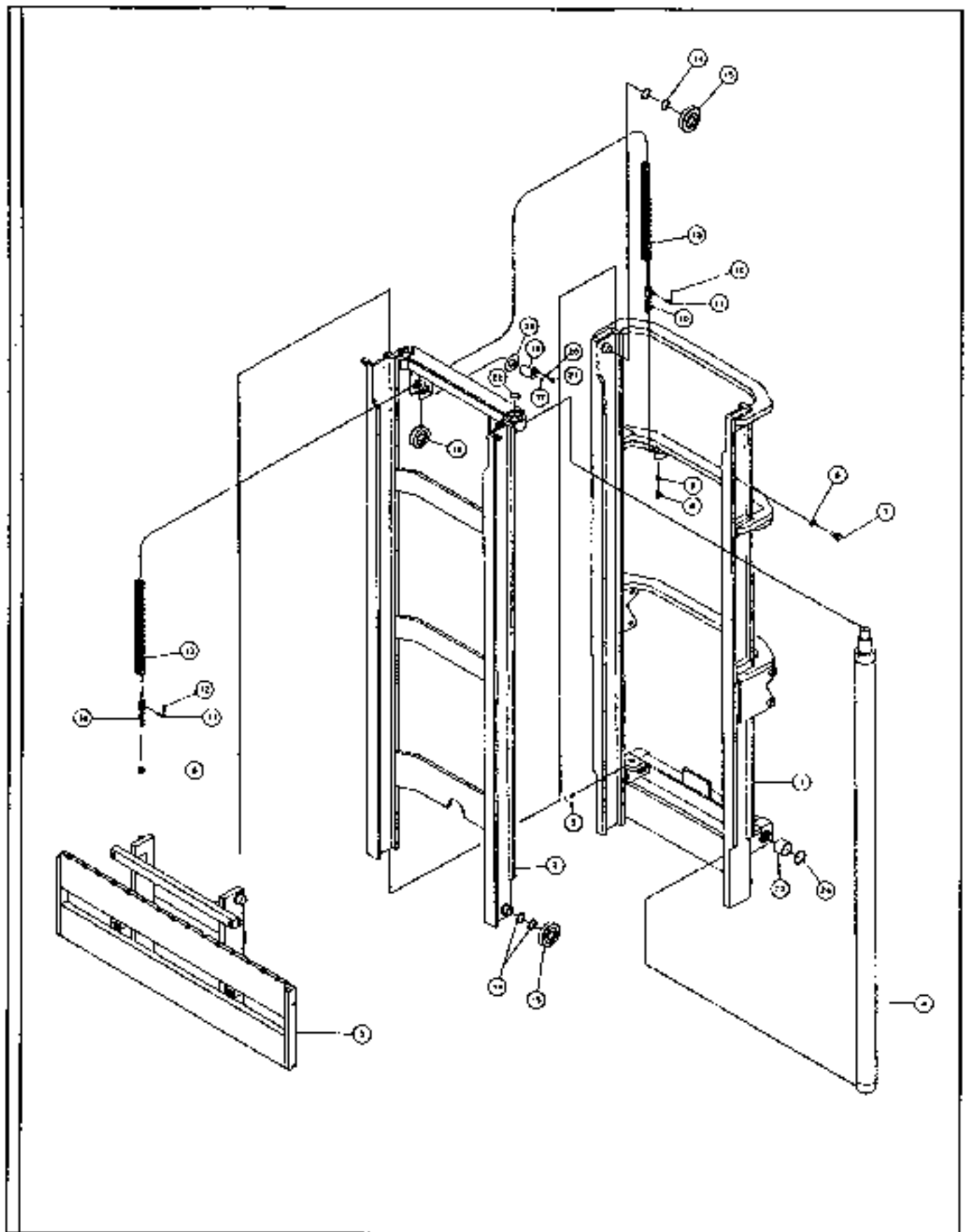
ITEM	COMMLNO.	DESCRIPTION	QTY	DIMENSIONS/NOTES
	58974007	Mast Assembly, 5000lb. 22Ft. Multiview (Effective S/N 14627)	1	
-	58843061	Mast Assembly, 5000lb. 22Ft. Multiview (Prior to S/N 14627)	1	
1	58890245	-Outer Rail Weldment	1	
2	58890328	-Inter Rail Weldment	1	
3	58889999	-Inner Rail Weldment	1	
4	59080978	-Class II Hook Carriage Assembly	1	48" Wide
-	59080986	-Class II Hook Carriage Assembly	1	60" Wide
	59080994	-5000 Lb. Shaft Carriage Assembly	1	48" Wide
-	59081000	-5000 Lb. Shaft Carriage Assembly	1	60" Wide
5	58889395	-Rail Cylinder Assembly	2	See Internal Breakdown
6	58890203	-Cylinder Retaining Bolt	2	
7	58989831	-Lock washer	2	
8	58989849	-Rail Stop Bolt	2	
9	58989815	-Nut	8	
10	58890294	-Chain Anchor	4	
11	58890286	-Pin (Chain Connect)	4	
12	58989823	-Cotter Pin	16	
13	58889858	-Chain (Mast)	2	
14	58890492	-Stem	A/R	.03
15	58781287	-Load Roller	8	
16	58890260	-Chain Sheave	2	
17	58889593	-Bearing	2	
18	58889601	-Inner Race	2	
19	58813395	-Grease Fitting	2	
20	58889981	-Chain Pin and Retainer Assembly	2	
21	58890278	-Retainer Washer	4	
22	58989872	-Lock washer	2	
23	58989864	-Screw	2	
24	58989880	-Retaining Ring (Cylinder)	2	
25	58768094	-Bushing	2	2.00 I.D.
26	58813353	-Retaining Ring	2	
27	58773789	-Chain Anchor	4	
28	58773946	-Pin (Chain Connect)	4	
29	59081018	-Chain (Carriage)	2	
30	58889668	-Carriage Chain Sheave	2	
31	58989914	-Retaining Ring	2	
-	58889882	-Mast Chain Assembly (Includes Items 9-13)	2	
	59081026	-Carriage Chain Assembly (Includes Items 9, 12, and 27-29)	2	



5000LB. 22FT. MULTIVIEW MAST ASSEMBLY - SHEET 2 OF 2

ITEM	COMM. NO.	DESCRIPTION	QTY	DIMENSIONS/NOTES
1	58813361	-45 Degree Fitting	1	
2	58889619	-Flow Valve	1	
3	58889346	-Manifold Block	1	
4	58889536	-Mounting Bolt	2	
5	58813429	-Plug	2	
6	59080945	-90 Degree Fitting	2	
7	59080960	-Hose Assembly	2	
8	59080937	-Straight Fitting	2	
9	58813403	-Flow Limiter (Right Cylinder Only)	1	

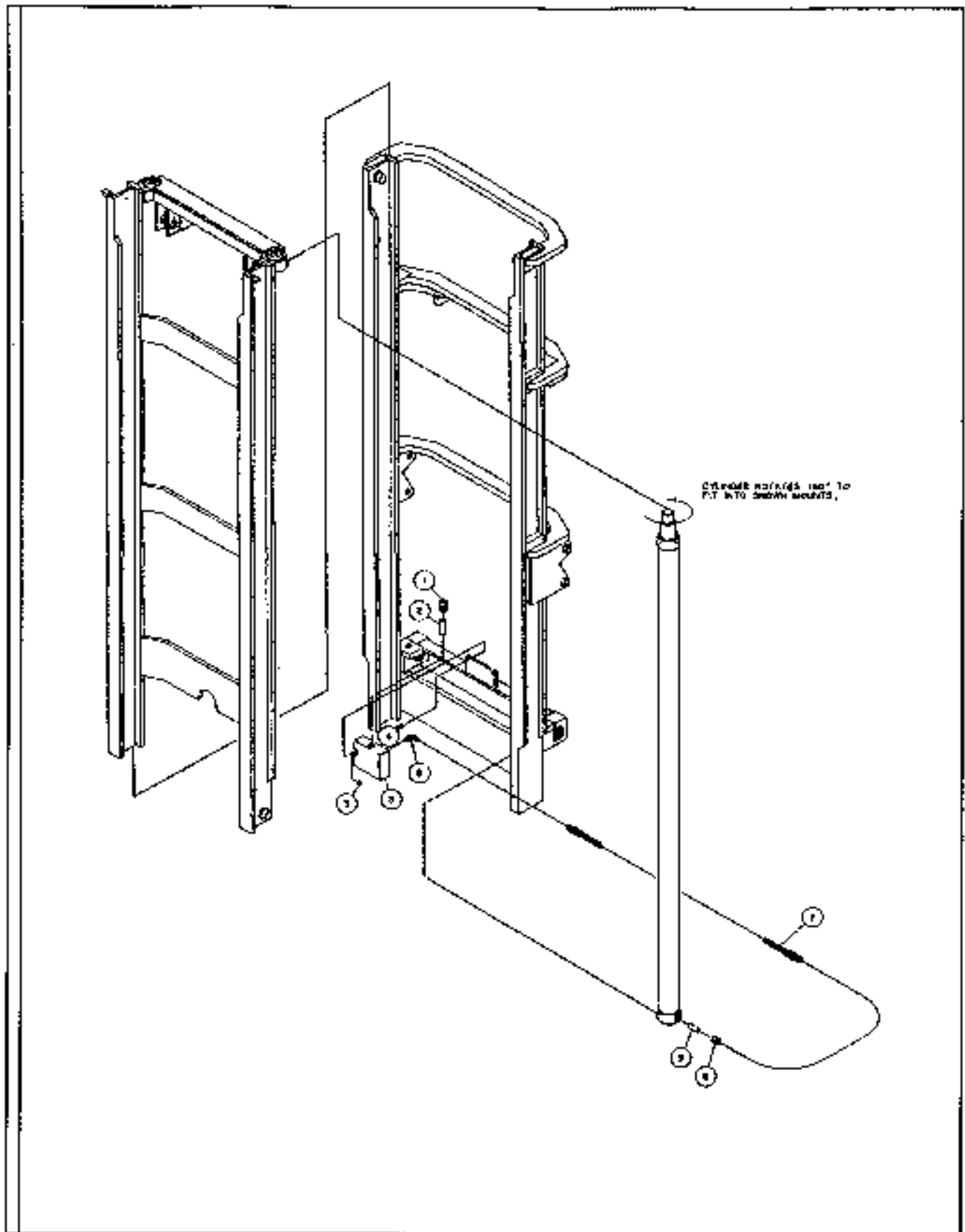
6000LB. 12FT. MULTIVIEW MAST ASSEMBLY (SHEET 1 OF 2)



60001B. 12FT. MULTIVIEW MAST ASSEMBLY (SHEET 1 OF 2)

ITEM	COMM. NO.	DESCRIPTION	QTY.	DIMENSIONS/NOTES
-	58900135	Mast Assembly, 60001b. 12Ft. Multiview (Effective w/ S/N 6066)	1	
1	58990185	Outer Rail Weldment	1	
2	58990193	-Inner Rail Weldment	1	
3	58990078	-Class III Hook Carriage Assembly	1	48" Wide
-	58990086	-Class III Hook Carriage Assembly	1	60" Wide
-	58990094	-Class III Hook Carriage Assembly	1	72" Wide
-	58990102	-60001b. Shaft Carriage Assembly	1	48" Wide
-	58990110	-60001b. Shaft Carriage Assembly	1	60" Wide
-	58990128	-60001b. Shaft Carriage Assembly	1	72" Wide
4	58966490	-Rail Cylinder Assembly	2	
5	58890203	-Cylinder Retaining Bolt	2	
6	58989872	-Lockwasher	2	
7	58989849	-Rail Stop Bolt	2	
8	58989815	-Nut	4	
9	58889486	-Chain Anchor Insert	2	
10	58773789	-Chain Anchor	4	
11	58773946	-Pin (Chain Connect)	4	
12	58989823	-Cutter Pin	8	
13	58889718	-Chain (Carriage)	2	
14	58890492	-Shim	A/R	0.03"
15	58781287	-Load Roller	4	
16	58889668	-Chain Roller	2	
17	58813395	-Grease Fitting	2	
18	58890401	-Chain Pin And Retainer Assembly	2	
19	58889569	-Spacer	4	
20	58989872	-Lockwasher	2	
21	58989864	-Screw	2	
22	58989880	-Retaining Ring (Cylinder)	2	
23	59438903	-Bushing	2	2.25 I.D.
24	58813353	-Retaining Ring	2	
-	58990219	-Carriage Chain Assembly (Contains 8, 10-13)	2	
-	58791238	-Seal Kit	1	

6000LB. 12FT. MULTIVIEW MAST ASSEMBLY (SHEET 2 OF 2)

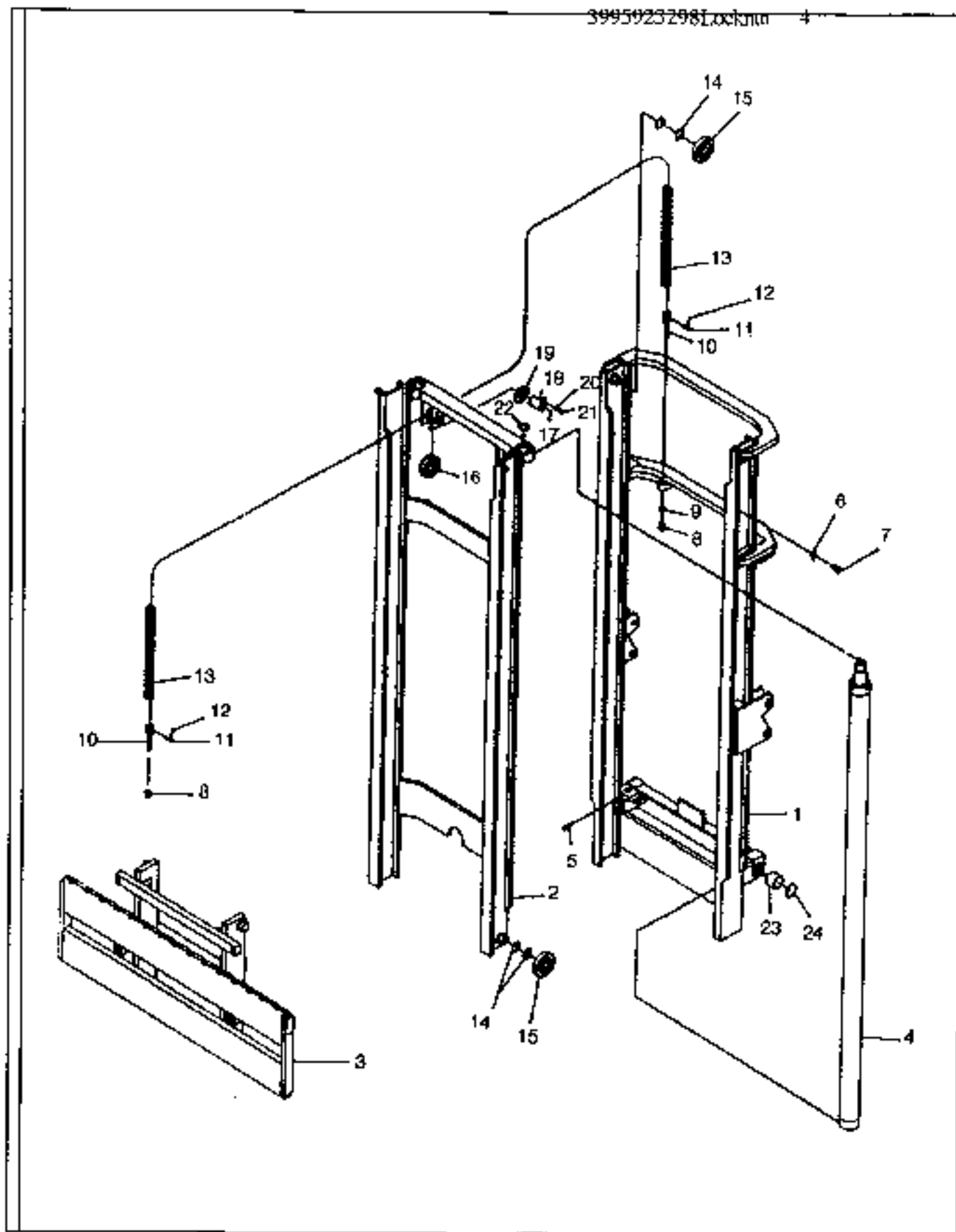


6000LB. 12FT. MULTIVIEW MAST ASSEMBLY (SHEET 2 OF 2)

ITEM	COMM. NO.	DESCRIPTION	QTY	DIMENSIONS/NOTES
1	58813361	-45 Degree Fitting	1	
2	58889619	-Flow Valve	1	
3	58889346	-Manifold Block	1	
4	58889536	-Mounting Bolt	2	
5	58813429	-Plug	2	
6	59080945	-90 Degree Fitting	2	
7	59080952	Hose Assembly (Seat to Seat)	2	12.34
8	59080937	-Straight Fitting	2	
9	58813403	-Flow Limiter (Right Cylinder Only)	1	

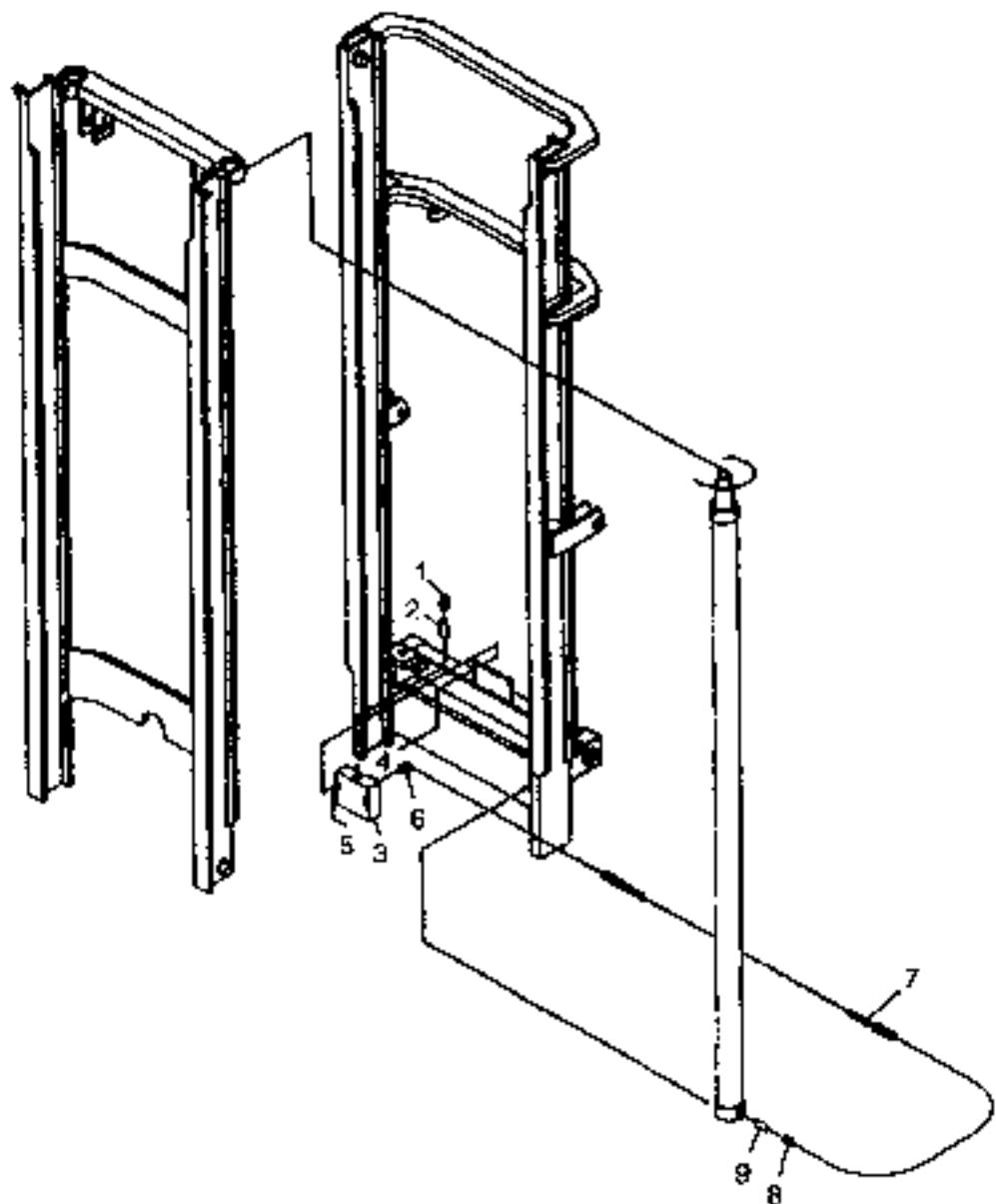
6000LB. 14FT. MULTIVIEW MAST ASSEMBLY - SHEET 1 OF 2

3995923298 Locknut 4



6000LB. 14FT. MULTIVIEW MAST ASSEMBLY - SHEET 1 OF 2

ITEM	COMM.NO.	DESCRIPTION	QTY	DIMENSIONS/NOTES
	58974023	Mast Assembly, 6000lb. 14Ft. Multiview (Effective S/N 14627)	1	
-	58843079	Mast Assembly, 6000lb. 14Ft. HIGH VIS (Prior to S/N 14627)	1	
1	58890427	-Outer Rail Weldment	1	
2	58890419	-Inner Rail Weldment	1	
3	58990078	-Class III Hook Carriage Assembly	1	48' Wide
-	58990086	-Class III Hook Carriage Assembly	1	60" Wide
-	58990094	-Class III Hook Carriage Assembly	1	72' Wide
-	58990102	-6000Lb. Shaft Carriage Assembly	1	48" Wide
-	58990110	-6000lb. Shaft Carriage Assembly	1	60' Wide
-	58990128	-6000lb. Shaft Carriage Assembly	1	72' Wide
4	58889361	-Rail Cylinder Assembly	2	See Internal Breakdown
5	58890203	-Cylinder Retaining Bolt	2	
6	58989872	-Lockwasher	2	
7	58989849	Rail Stop Bolt	2	
8	58989815	-Nut	4	
9	58889486	-Chain Anchor Insert	2	
10	58773789	-Chain Anchor	4	
11	58773946	-Pin (Chain Connect)	4	
12	58989823	-Cotter Pin	8	
13	58889676	-Chain (Carriage)	2	
14	58890492	-Shim	A/R	.03
15	58781287	-Load Roller	4	
16	58889668	-Chain Roller	2	
17	58813395	-Grease Fitting	2	
18	58890401	-Chain Pin and Retainer Assembly	2	
19	58889569	-Spacer	4	
20	58989872	-Lockwasher	2	
21	58989864	-Screw	2	
22	58989880	-Retaining Ring (Cylinder)	2	
23	59438903	-Bushing	2	2.25 I.D.
24	58813353	-Retaining Ring	2	
-	58889759	-Carriage Chain Assembly (Includes Items 8, and 10-13)	1	



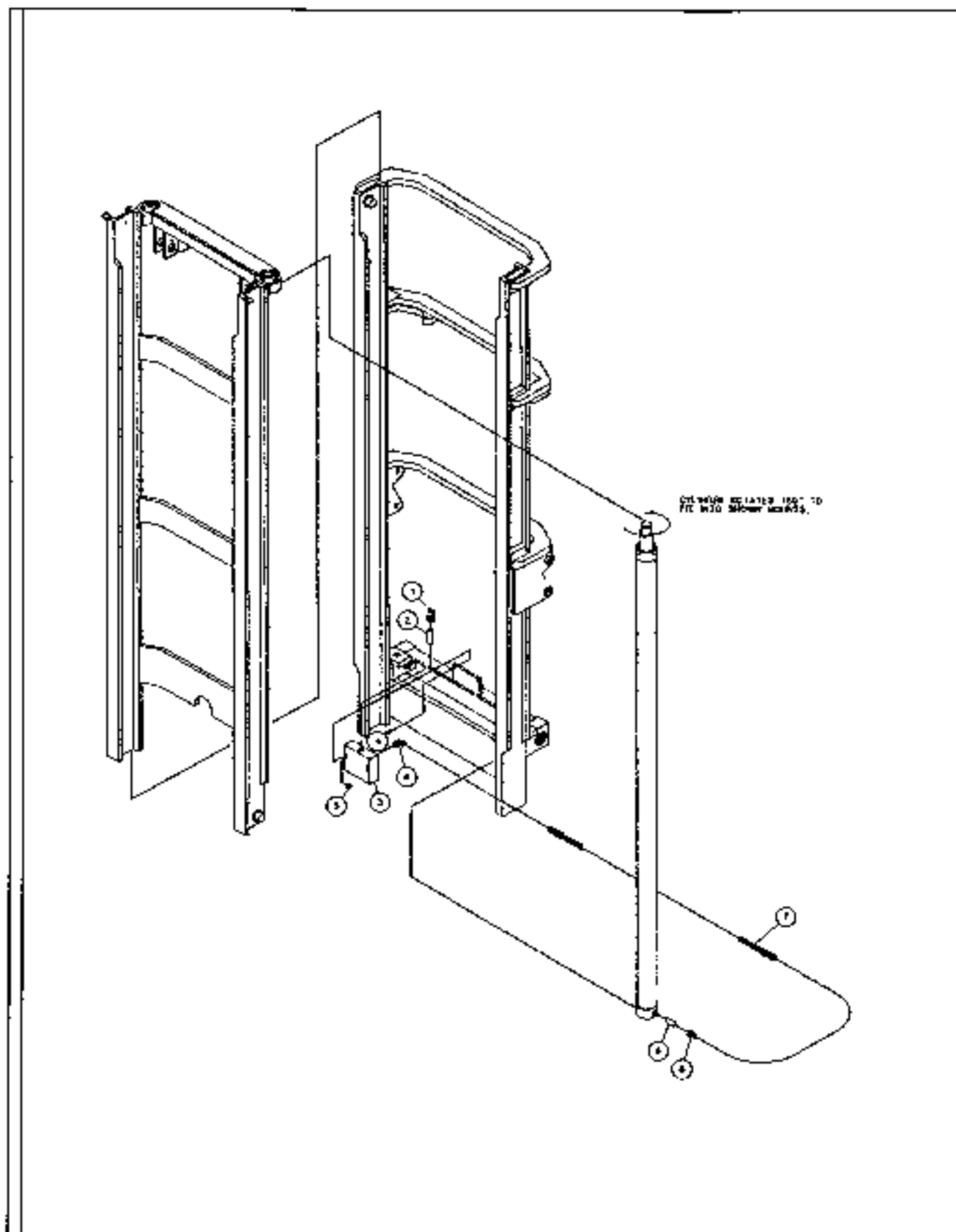
6000LB. 14FT. MULTIVIEW MAST ASSEMBLY - SHEET 2 OF 2

ITEM	COMML NO.	DESCRIPTION	QTY	DIMENSIONS/NOTES
1	58813361	-45 Degree Fitting	1	
2	58889619	-Flow Valve	1	
3	58889346	-Manifold Block	1	
4	58889536	-Mounting Bolt	2	
5	58813429	-Plug	2	
6	59080945	-90 Degree Fitting	2	
7	59080952	-Hose Assembly	2	
8	59080937	-Straight Fitting	2	
9	58813403	-Flow Limiter (Right Cylinder Only)	1	

6000LB. 16FT. MULTIVIEW MAST ASSEMBLY (SHEET 1 OF 2)

ITEM	COMM. NO.	DESCRIPTION	QTY	DIMENSIONS/NOTES
-	58952847	Mast Assembly, 6000lb. 16Ft. Multiview	1	
1	58990052	-Outer Rail Weldment	1	
2	58990060	-Inner Rail Weldment	1	
3	58990078	-Class III Hook Carriage Assembly	1	48" Wide
-	58990086	-Class III Hook Carriage Assembly	1	60" Wide
-	58990094	-Class III Hook Carriage Assembly	1	72" Wide
-	58990102	-6000lb. Shaft Carriage Assembly	1	48" Wide
-	58990110	-6000lb. Shaft Carriage Assembly	1	60" Wide
-	58990128	-6000lb. Shaft Carriage Assembly	2	72" Wide
4	58990136	-Rail Cylinder Assembly	2	See Breakdown
5	58890203	-Cylinder Retaining Bolt	2	
6	58989872	-Lockwasher	2	
7	58989849	-Rail Stop Bolt	2	
8	58989815	-Nut	4	
9	58889486	-Chain Anchor Insert	2	
10	58773789	-Chain Anchor	4	
11	58773946	-Pin (Chain Connect)	4	
12	58989823	-Cotter Pin	8	
13	58990144	-Chain (Carriage)	2	
14	58890492	-Shim	A/R	0.03"
15	58781287	-Load Roller	4	
16	58889668	-Chain Roller	2	
17	58813395	-Grease Fitting	2	
18	58890401	-Chain Pin and Retainer Assembly	2	
19	58889569	-Spacer	4	
20	58989872	-Lockwasher	2	
21	58989864	-Screw	2	
22	58989880	-Retaining Ring (Cylinder)	2	
23	59438903	-Bushing	2	2.25 I.D.
24	58813353	-Retaining Ring	2	
-	58889759	-Carriage Chain Assembly (Contains 8, 10-13)	2	

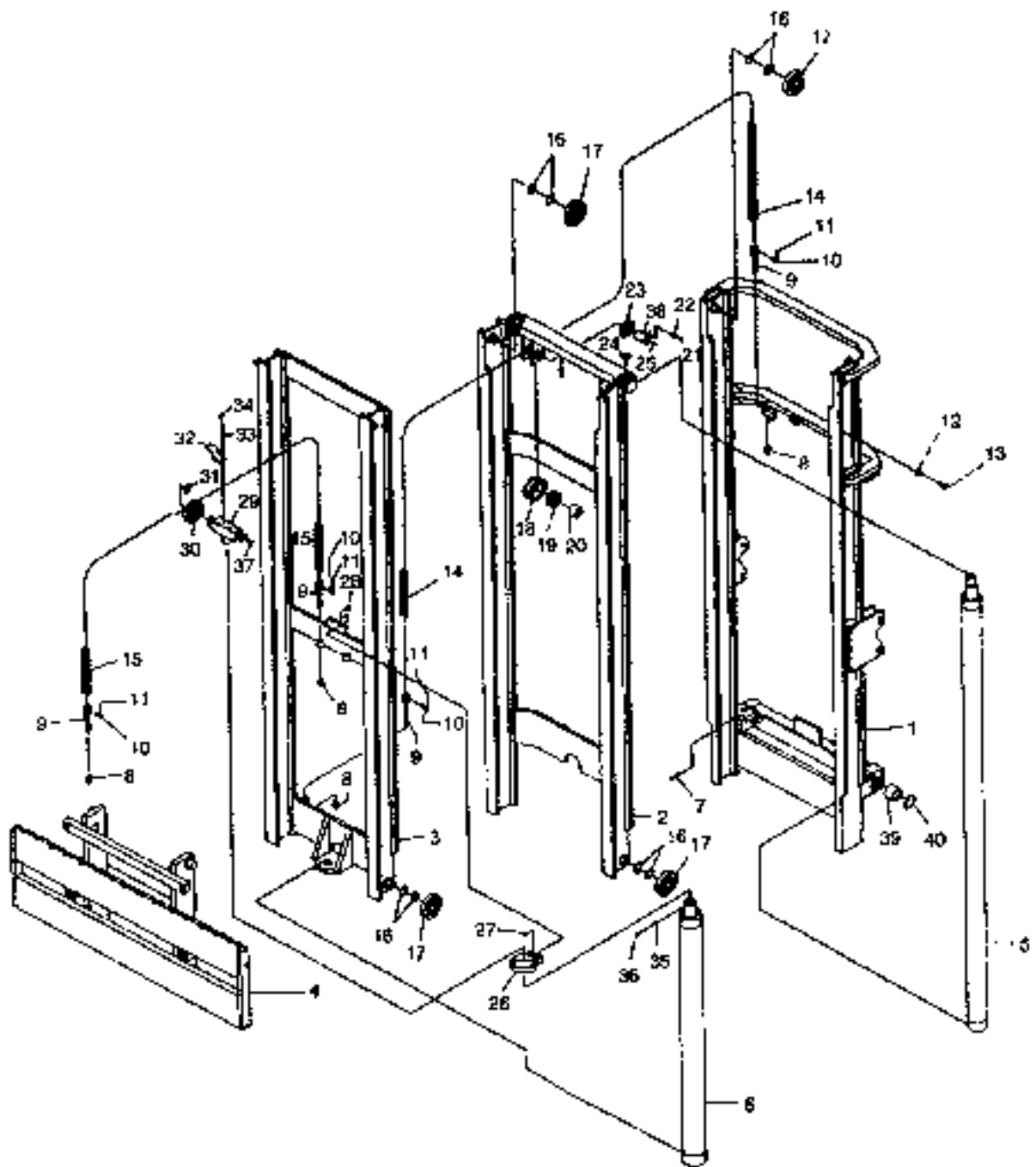
6000LB. 16FT. MULTIVIEW MAST ASSEMBLY (SHEET 2 OF 2)



6000 L.B. 16FT. MULTIVIEW MAST ASSEMBLY (SHEET 2 OF 2)

ITEM	COMPL NO.	DESCRIPTION	QTY	DIMENSIONS/NOTES
1	58813361	-45 Degree Fitting	1	
2	58889619	-Flow Valve	1	
3	58889346	-Manifold Block	1	
4	58889536	-Mounding Bolt	2	
5	58813429	-Plug	2	
6	59080945	-90 Degree Fitting	2	
7	59080952	-Hose Assembly (Seat to Seat)	2	12.34
8	59080937	-Straight Fitting	2	
9	58813403	-Flow Limiter (Right Cylinder Only)	1	

6000LB. 16FT. ULTRAVIEW MAST ASSEMBLY - SHEET 1 OF 2



6000LB. 16FT. ULTRAVIEW MAST ASSEMBLY - SHEET 1 OF 2

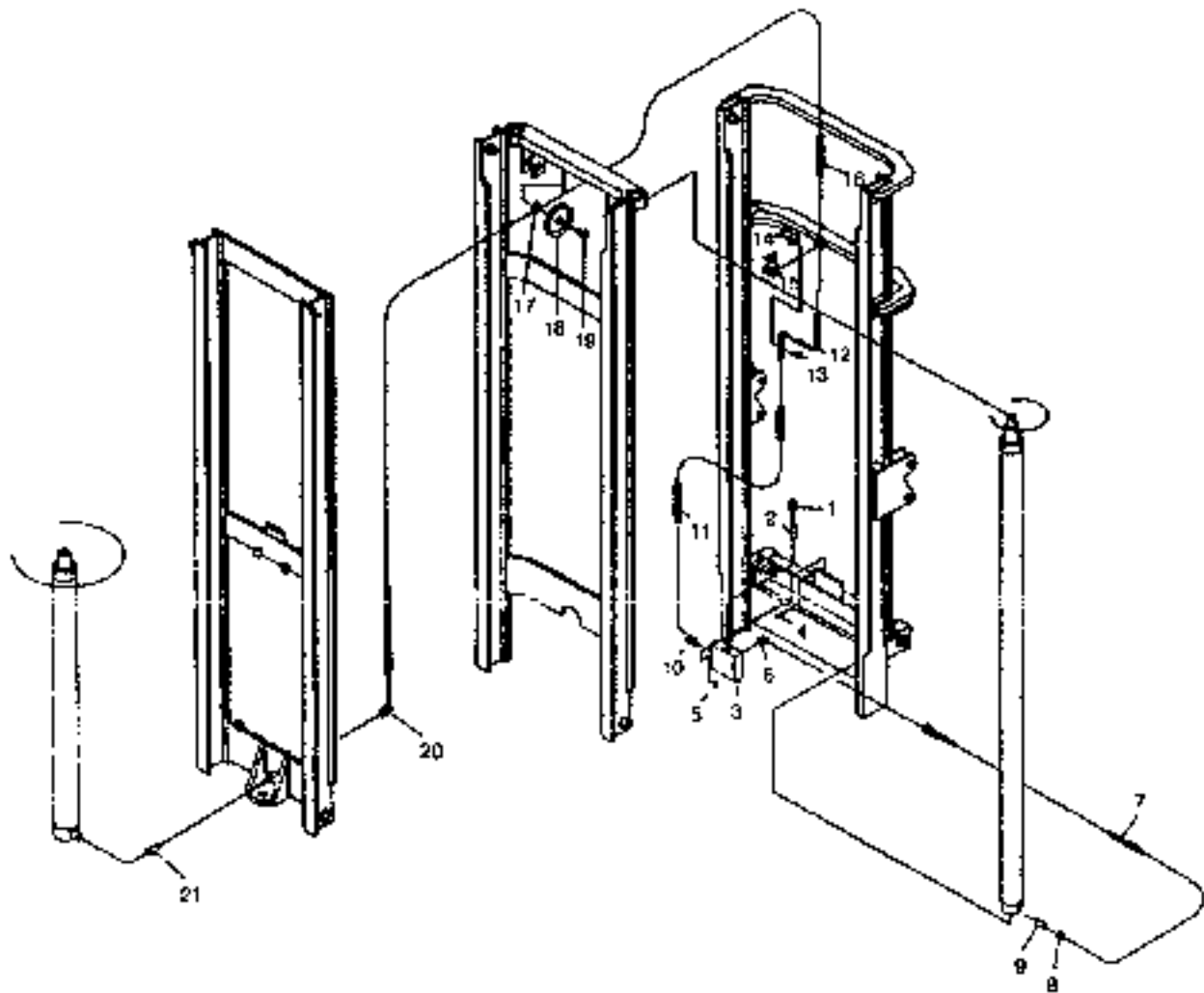
ITEM	COMM. NO.	DESCRIPTION	QTY	DIMENSIONS/NOTES
-	58974049	Mast Assembly, 6000 lb. 16Ft. Ultraview (Effective S/N 14627)	1	
-	58857616	Mast Assembly, 6000 lb. 16Ft. Ultraview (Prior to S/N 14627)	1	
1	58890252	-Outer Rail	1	
2	59081091	-Inter Rail	1	
3	58889973	-Inner Rail	1	
4	59081034	-Class III Hook Carriage Assembly		48" Wide
-	59081042	-Class III Hook Carriage Assembly	1	60" Wide
-	59081059	-Class III Hook Carriage Assembly	1	72" Wide
-	59081067	-6000 Lb. Shaft Carriage Assembly	1	48" Wide
-	59081075	-6000 Lb. Shaft Carriage Assembly	1	60" Wide
-	59081083	-6000 Lb. Shaft Carriage Assembly	1	72" Wide
5	58889379	-Rail Cylinder Assembly	2	See Internal Breakdown
6	58889403	-Free Lift Cylinder Assembly	1	See Internal Breakdown
7	58890203	-Cylinder Retaining Bolt	2	
8	58989815	-Nut	8	
9	58773789	-Chain Anchor	8	
10	58773946	-Pin (Chain Connect)	8	
11	58989823	-Cotter Pin	16	
12	58989831	-Lockwasher	2	
13	58989849	-Rail Stop Bolt	2	
14	58889718	-Chain (Mast)	2	
15	58889700	-Chain (Carriage)	2	
16	58890492	-Shim	NR	.03
17	58781287	-Load Roller	12	
18	58889510	-Chain Sheave	2	
19	58889593	-Bearing	2	
20	58889601	-Inner Race	2	
21	58989864	-Screw	2	
22	58989872	-Lockwasher	2	
23	58813379	-Retainer Washer	4	
24	58989880	-Retaining Ring	2	
25	58813395	-Grease Fitting	2	
26	58889957	-Cylinder Retaining Ring Assembly	1	
27	58891086	-Nut	2	
28	58989898	-Screw	2	
29	58889932	-Cross Head	1	
30	58889668	-Chain Sheave (Carriage)	2	
31	58989914	-Retaining Ring	2	
32	58889940	-Guard	2	
33	58813445	-Lockwasher	4	
34	58989922	-Screw	4	
35	58989930	-Lockwasher	1	
-	59325530	-Pivot Shaft	1	2.25" dia x 39.62"

Always use Ingersoll-Rand Replacement parts!

6000J.B. 16FT. ULTRAVIEW MAST ASSEMBLY - SHEET 1 OF 2

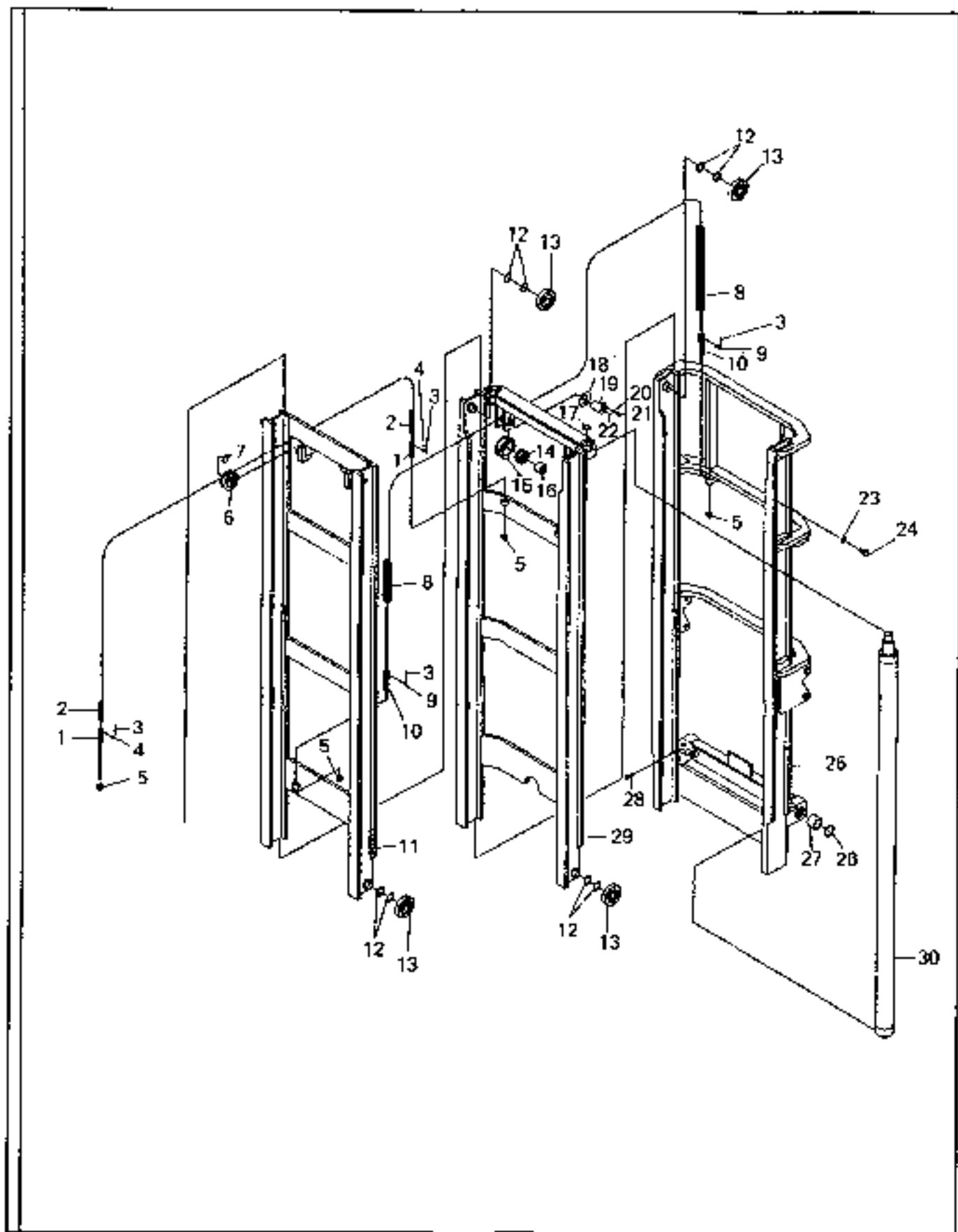
ITEM	COMM. NO.	DESCRIPTION	QTY	DIMENSIONS/NOTES
36	58989948	-Screw	1	
37	58989955	-Plug	2	
38	58889981	-Pin	2	
39	59438903	-Bushing	2	2.25 I.D.
40	58813353	-Retaining Ring	2	
-	58889791	-Mast Chain Assembly (Includes Items 8-11, and 14)	2	
	58889783	-Carnage Chain Assembly (Includes Items 8-11 and 15)	2	

6000LB. 16FT. ULTRAVIEW MAST ASSEMBLY - SHEET 2 OF 2



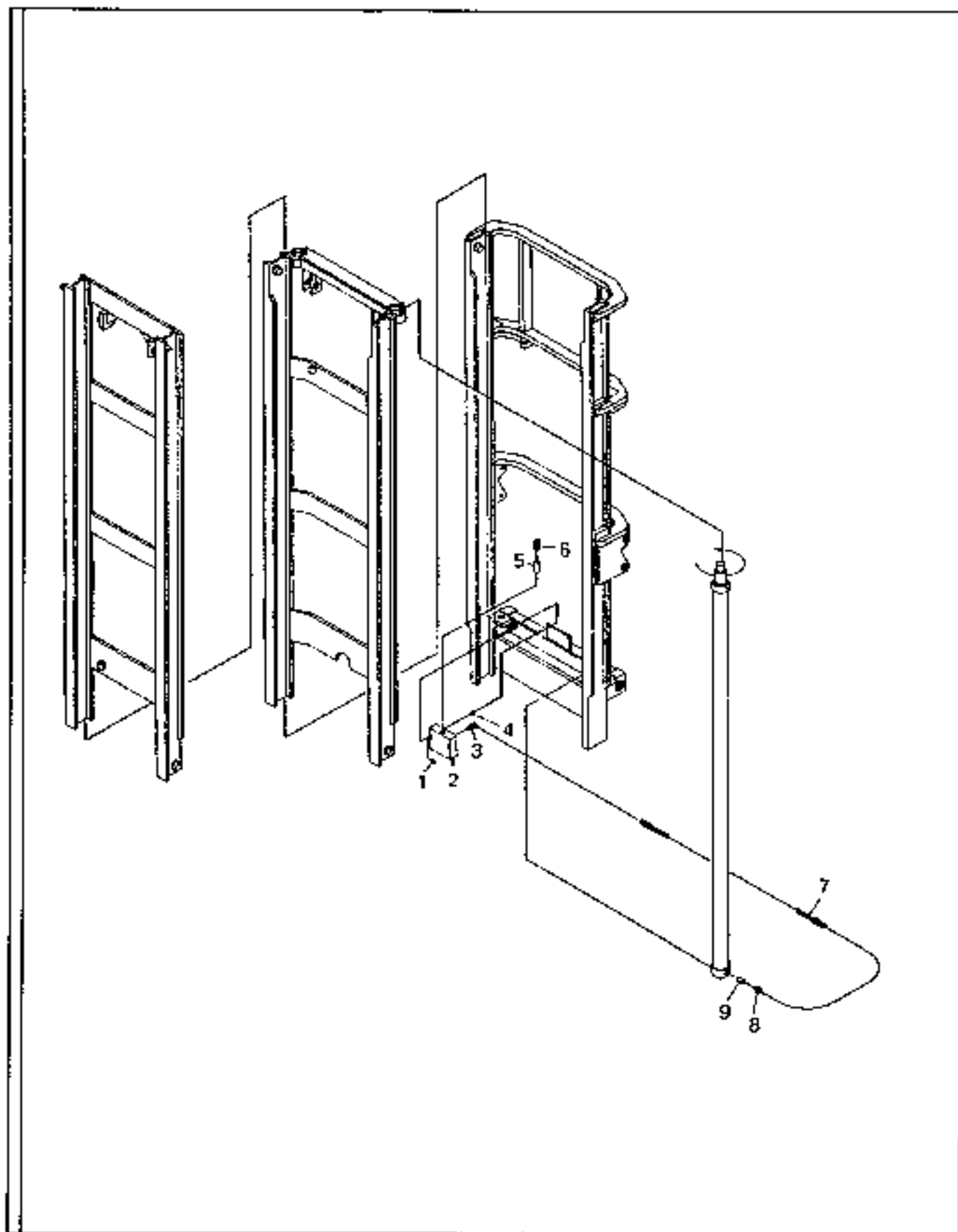
6000LB. 16FT. ULTRAVIEW MAST ASSEMBLY - SHEET 2 OF 2

ITEM	COMPL.NO.	DESCRIPTION	QTY	DIMENSIONS/NOTES
1	58813361	-45 Degree Fitting	1	
2	58889619	-Flow Valve	1	
3	58889353	-Manifold Block	1	
4	58889536	-Mounting Bolt	2	
5	58813429	-Plug	2	
6	59080945	-Fitting	2	
7	59080960	-Hose Assembly	2	
8	59080937	Straight Fitting	2	
9	58813403	-Flow Limiter (Right Cylinder only)	1	
10	58989641	-45 Degree Fitting	1	
11	59088104	-Hose Assembly	1	
12	58781642	"S" Tube Assembly	1	
13	58813411	-U-Bolt	1	
14	58989666	-Nut	2	
15	58889544	-"S" Tube Clamp Assembly	1	
16	58890344	-Hose Assembly	1	
17	58989682	-Washer	1	
18	58781493	-Hose Sheave	1	
19	58775792	-Hose Sheave Bolt	1	
20	58989690	-90 Degree Fitting	1	
21	58889304	-Flow Limiter	1	



6000LB. 22FT. MULTIVIEW MAST ASSEMBLY - SHEET 1 OF 2

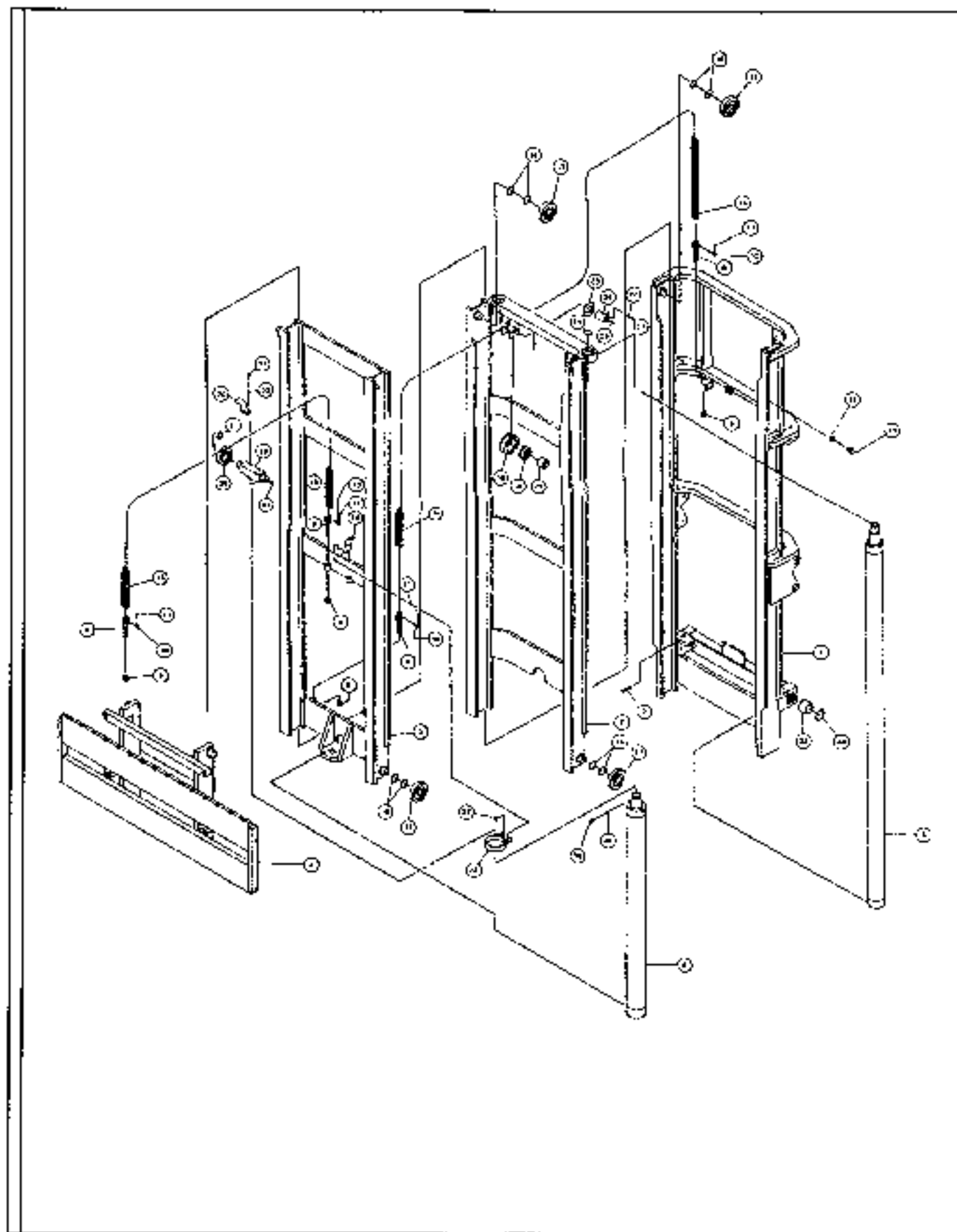
ITEM	COMM. NO.	DESCRIPTION	QTY	DIMENSIONS/NOTES
	58974056	Mast Assembly, 6000 Lb. 22' Multi View (Effective S/N 14627)	1	
-	59397737	Mast Assembly, 6000 Lb. 22' Multi View (Prior to S/N 14627)	1	
1	58773789	Chain Anchor	4	
2	58889684	Chain (Carriage)	2	
3	58989823	Cotter Pin	8	3/32 x 0.75
4	58773946	Pin (Chain Connect)	4	
5	58989815	Nut	2	3/4-16
6	58889668	Chain Sheave (Carriage)	2	
7	58989914	Retaining Ring	2	
8	58889858	Chain (mast)	2	
9	58890286	Pin (Chain Anchor)	4	
10	58890294	Chain Anchor	4	
11	58889999	Inner Rail Assembly	1	
12	58890492	Shim	A/R	0.03
13	58781287	Load Roller	2	
14	58889593	Bearing	2	
15	58890260	Chain Sheave	2	
16	58889601	Inner Race	2	
17	58989880	Retaining Ring (Cylinder)	2	
18	58890278	Retaining Washer	4	
19	58889981	Chain Pin and Retainer Assembly	2	
20	58989872	Lockwasher	2	5/16"
21	58989864	H.H.C.S.	2	5/16 - 18 x 0.75
22	58813395	Str. Grease Fitting	2	
23	58989831	Lockwasher	2	3/4"
24	58989849	Rail Stop Bolt	2	
25	58890245	Outer Rail	2	
26	58813353	Retaining Ring (Internal)	2	
27	59438903	Bushing	2	2.25" I.D.
28	58890203	Cylinder Retaining Bolt	2	
29	58890328	Inner Rail	1	
30	58889411	Rail Hydraulic Cylinder Assembly	2	See Breakdown
-	58889882	Mast Chain Assembly (Includes Items 3, 5, and 8 thru 10)	2	
	58888900	Carriage Chain Assembly (Includes Items 1 thru 5)	2	



60001.B. 22FT. MULTIVIEW MAST ASSEMBLY - SHEET 2 OF 2

ITEM	COMPL.NO.	DESCRIPTION	QTY	DIMENSIONS/NOTES
1	58813429	S.H. Pipe Plug (In NPT)	2	
2	58889346	Manifold Block	1	
3	95303335	90° Fitting	2	SAE - 37° Flare
4	58889536	Mounting Bolt	2	
5	58889619	Flow Valve	1	
6	58813361	45° Fitting	1	
7	58889551	Hose Assembly	2	12.34
8	95285946	Straight Fitting	2	SAE - 37° Flare
9	58813403	Flow Limiter	1	

6000LB. 22FT. ULTRAVIEW MAST ASSEMBLY (SHEET 1 OF 2)



6000LB. 22FT. ULTRAVIEW MAST ASSEMBLY (SHEET 1 OF 2)

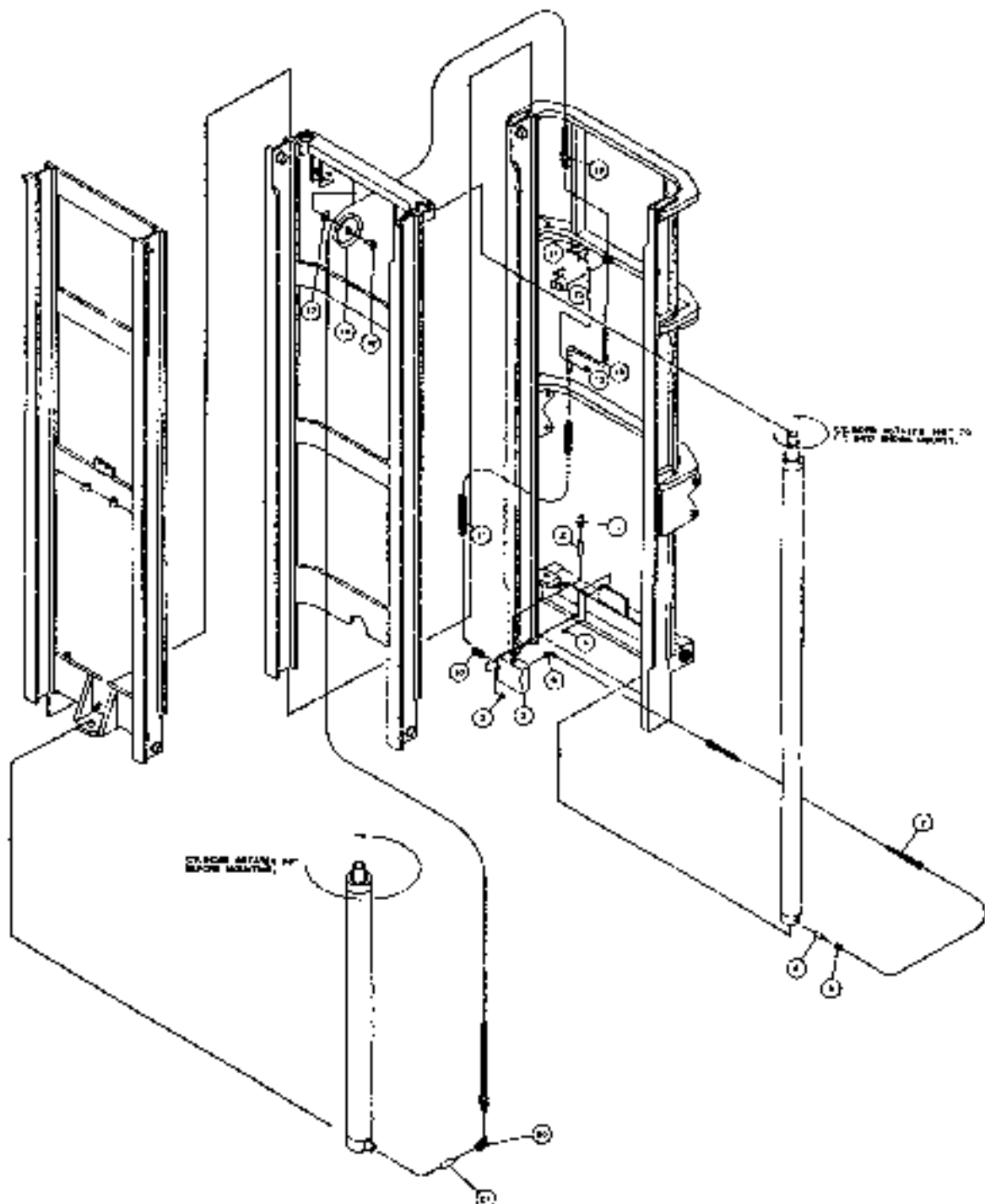
ITEM	CONTR. NO.	DESCRIPTION	QTY	DIMENSIONS/NOTES
	58974064	Mast Assembly, 6000lb. 22Ft. Ultraview (Effective S/N 14627)	1	
-	58952862	Mast Assembly, 6000lb. 22Ft. Ultraview (Prior to S/N 14627)	1	
1	58890245	-Outer Rail Weldment	1	
2	58969924	-Inner Rail Weldment	1	
3	58990623	-Inner Rail Assembly	1	
4	58990631	-Class III Hook Carriage Assembly	1	48" Wide
-	58990649	-Class III Hook Carriage Assembly	1	60" Wide
-	58993718	-Class III Hook Carriage Assembly	1	72" Wide
-	58993726	-6000lb. Shaft Assembly Carriage	1	48" Wide
-	58993734	-6000lb. Shaft Assembly Carriage	1	60" Wide
-	58993742	-6000lb. Shaft Assembly Carriage	1	72" Wide
5	58993759	-Rail Cylinder Assembly	2	See Internal Breakdown
6	58993767	-Free Lift Cylinder Assembly	1	See Internal Breakdown
7	58890203	-Cylinder Retaining Bolt	2	
8	58989815	-Nut	8	
9	58889312	-Chain Anchor	8	
10	58773946	-Pin (Chain Connect)	8	
11	58989823	-Cotter Pin	16	
12	58989831	-Lockwasher	2	
13	58989849	-Rail Stop Bolt	2	
14	58889684	-Chain (Mast)	2	
15	58993775	-Chain (Carriage)	2	
16	58889643	-Shim	A/R	0.03
17	58781287	-Load Roller	12	
18	58889510	-Chain Sheave	2	
19	58889593	-Bearing	2	
20	58889601	-Inner Race	2	
21	58989864	-Screw	2	
22	58989872	-Lockwasher	2	
23	58813379	-Retainer Washer	4	
24	58989880	-Retaining Ring	2	
25	58813395	-Grease Fitting	2	
26	58889957	-Cylinder Retaining Ring Assembly	1	
27	58891086	-Nut	2	
28	58989898	-Screw	2	
29	58889932	-Cross Head	1	
30	58889668	-Chain Sheave (Carriage)	2	
31	58989914	-Retaining Ring	2	
32	58889940	-Guard	2	
33	58813445	-Lockwasher	4	
34	58989922	-Screw	4	
35	58989930	-Lockwasher	1	

Always use Ingersoll-Rand Replacement parts!

6000LB. 22FT. ULTRAVIEW MAST ASSEMBLY (SHEET 1 OF 2)

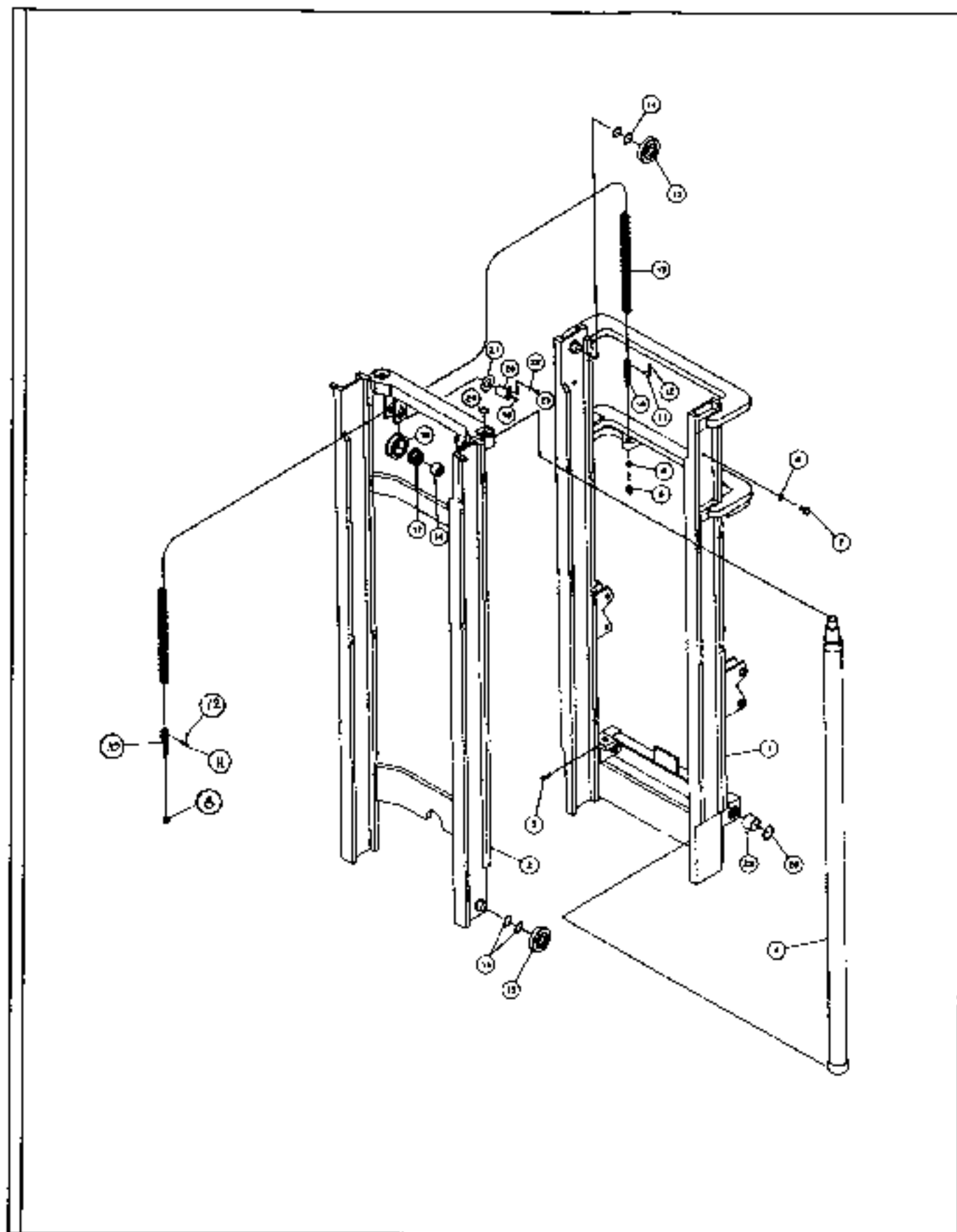
ITEM	COMM. NO.	DESCRIPTION	QTY	DIMENSIONS/NOTES
36	58989948	-Screw	1	
37	58989955	-Plug	2	
38	58889981	-Pin	2	
39	59438903	-Bushing	2	2.25 I.D.
40	58813353	-Retaining Ring	2	
-	58888900	-Mast Chain Assembly (Contains 8 - 11, 14)	2	
-	58993783	-Carriage Chain Assembly (Contains 8 - 11, 15)	2	

6000LB. 22FT. ULTRAVIEW MAST ASSEMBLY (SHEET 2 OF 2)



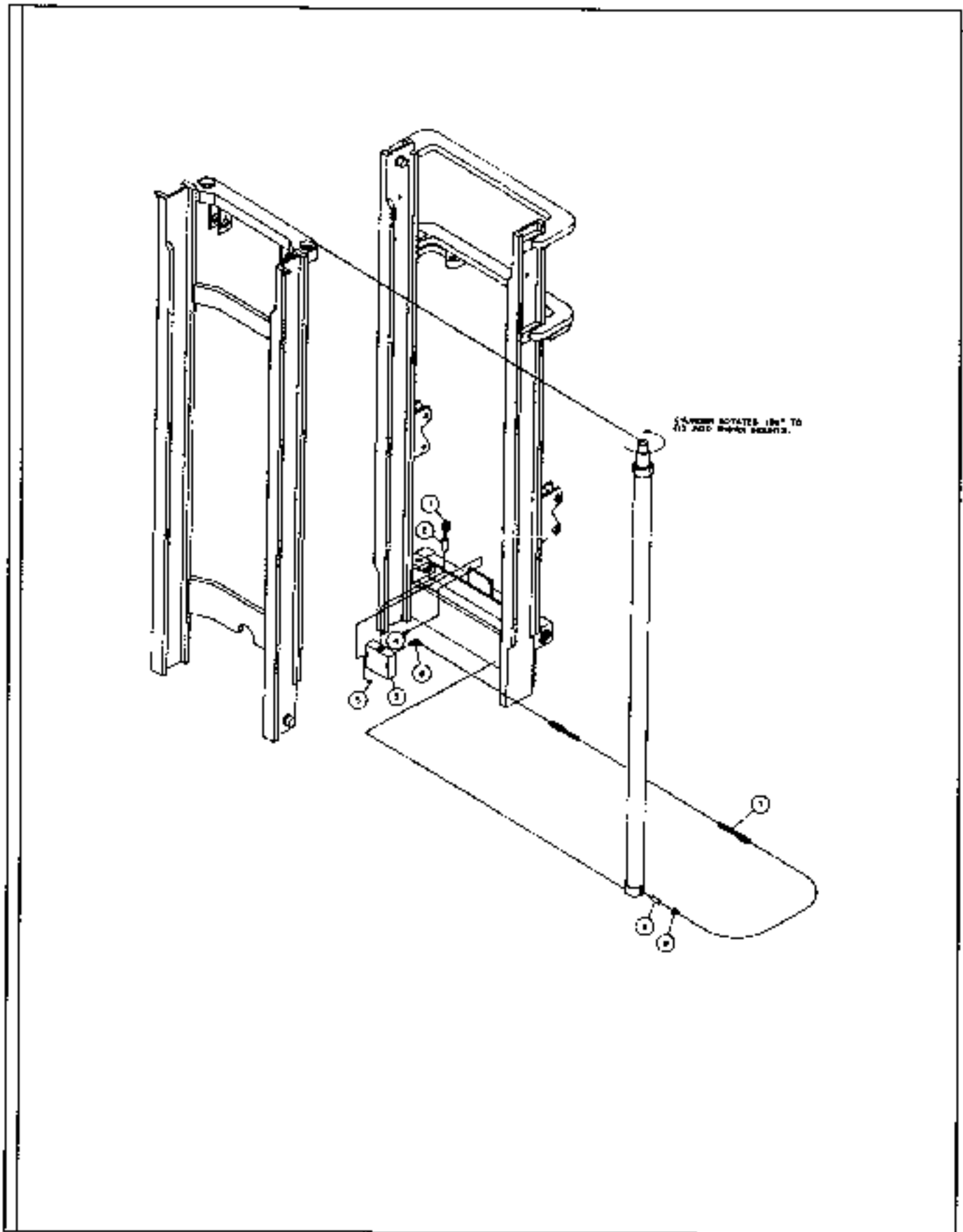
6000LB. 22FT. ULTRAVIEW MAST ASSEMBLY (SHEET 2 OF 2)

REF	COMPL NO.	DESCRIPTION	QTY	DIMENSIONS/NOTES
1	58813361	-45 Degree Fitting	1	
2	58889619	-Flow Valve	1	
3	58889353	-Manifold Block	1	
4	58889536	-Mounting Bolt	2	
5	58813429	-Plug	3	
6	58969981	-90 Degree Fitting	2	
7	58889551	-Hose Assembly	2	12.34"
8	58969999	-Straight Fitting	2	
9	58813403	-Flow Limiter (Right Cylinder Only)	1	
10	58989641	45 Degree Fitting	1	
11	58993809	-Hose Assembly	1	65.50"
12	58890369	-"S" Tube Assembly	1	
13	58813411	-U-Bolt	1	
14	58989666	-Nut	2	
15	58889544	-"S" Tube Clamp Assembly	1	
16	58993817	-Hose Assembly	1	129.50"
17	58989682	-Washer	1	
18	58889338	-Hose Sheave	1	
19	58890377	-Hose Sheave Bolt	1	
20	58989690	90 Degree Fitting	1	
21	58889304	-Flow Limiter	1	



8000LB. 12FT. MULTIVIEW MAST ASSEMBLY - SHEET 1 OF 2

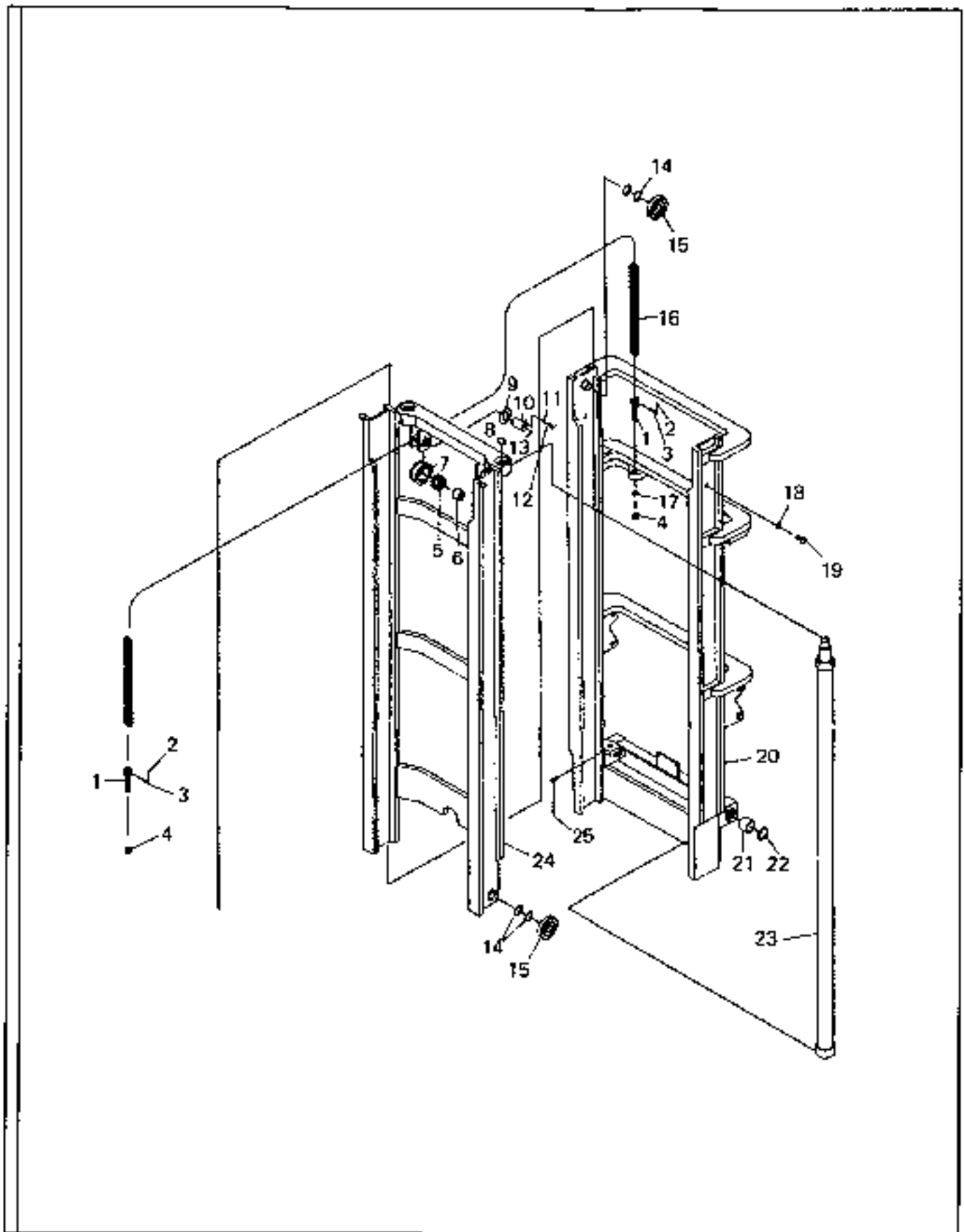
ITEM	COMB. NO.	DESCRIPTION	QTY.	DIMENSIONS/NOTES
	58974072	Mast Assembly, 8000lb. 12Ft. Multiview	1	
1	59088641	-Outer Rail Weldment	1	
2	59088658	-Inner Rail Weldment	1	
4	59088666	-Rail Cylinder Assembly	2	
5	58890203	-Cylinder Retaining Bolt	2	
6	58989831	-Lockwasher	2	
7	58989849	-Rail Stop Bolt	2	
8	58989815	-Nut	4	
9	58890336	-Chain Anchor Insert	2	
10	58889494	-Chain Anchor	4	
11	58889502	-Pin (Chain Connect)	4	
12	58989823	-Cotter Pin	8	
13	59088674	-Chain (Carriage)	2	
14	58889650	Shim	AVR	0.03
15	58889585	-Load Roller	4	
16	58889510	-Chain Sheave	2	
17	58889593	-Bearing	2	
18	58889601	-Inner Race	2	
19	58813395	-Grease Pitting	2	
20	58889981	-Chain Pin And Retainer Assembly	2	
21	58813379	Retaining Washer	4	
22	58989872	-Lockwasher	2	
23	58989864	-Screw	2	
24	58989880	-Retaining Ring (Cylinder)	2	
25	59438903	-Bushing	2	2.25 I.D.
26	58813353	-Retaining Ring	2	
	59088682	-Carriage Chain Assembly (Contains 8, 10-13)	2	



8000LB. 12FT. MULTIVIEW MAST ASSEMBLY - SHEET 2 OF 2

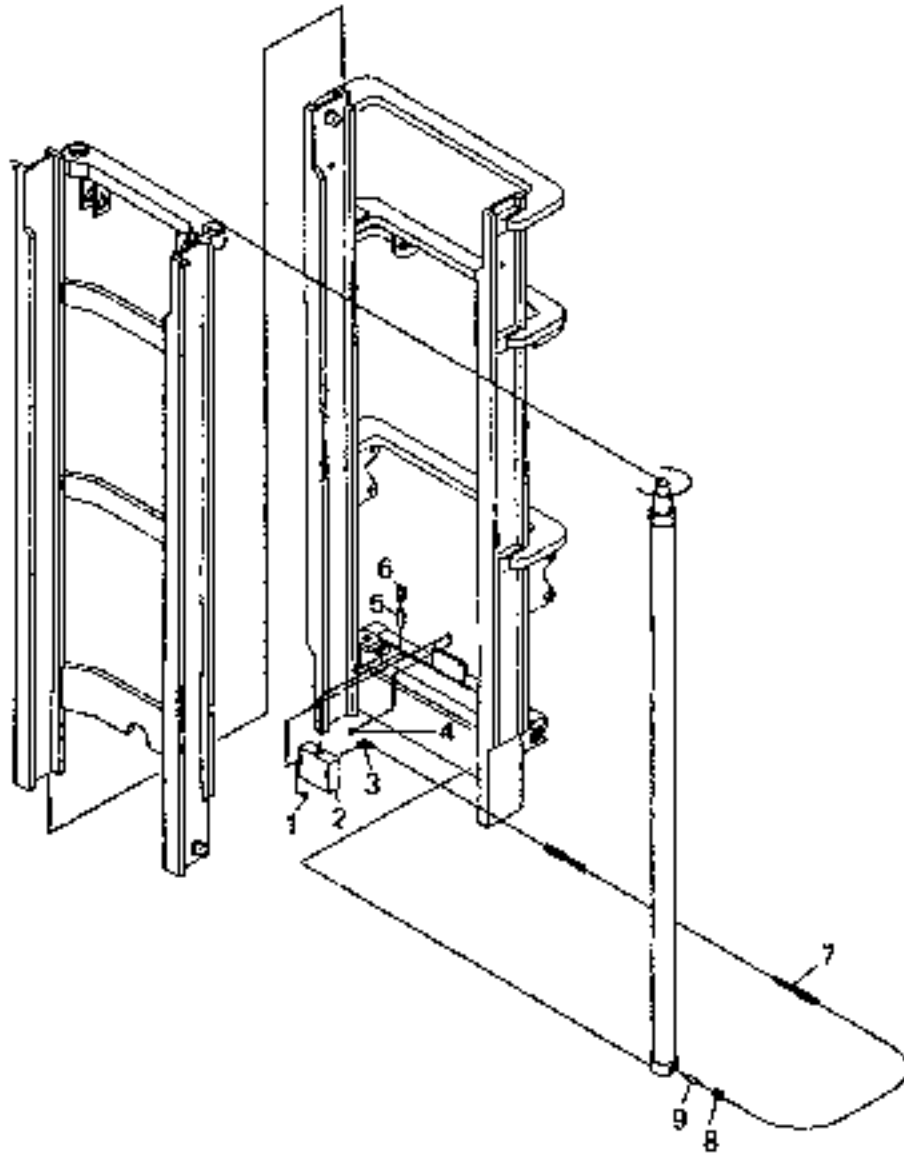
ITEM	COMM. NO.	DESCRIPTION	QTY	DIMENSIONS/NOTES
1	58813361	-45 Degree Fitting	1	
2	58889619	-Flow Valve	1	
3	58889346	-Manifold Block	1	
4	58889536	-Mounting Bolt	2	
5	58813429	-Plug	2	
6	59080945	-90 Degree Fitting	2	
7	59080952	-Hose Assembly (Seat to Seat)	2	12.34"
8	59080937	-Straight Fitting	2	
9	58813403	-Flow Limiter (Right Cylinder Only)	1	

8000LB. 15PF. MULTIVIEW MAST ASSEMBLY - SHEET 1 OF 2



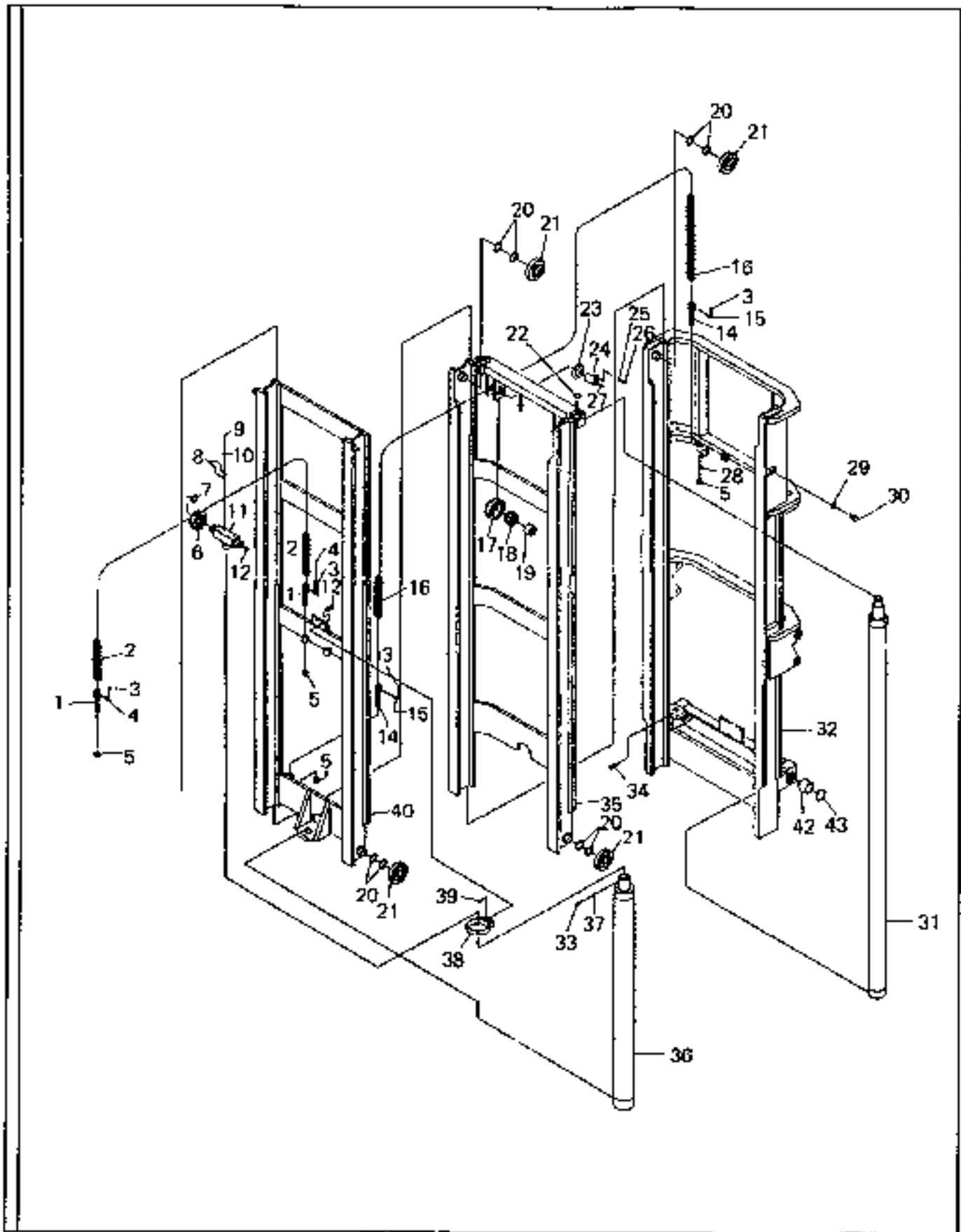
8000LB. 15FT MULTIVIEW MAST ASSEMBLY - SHEET 1 OF 2

ITEM	COMM. NO.	DESCRIPTION	QTY	DIMENSIONS/NOTES
	58974080	Mast Assembly 8000lb. 15' Multiview (Effective S/N 14627)	1	
-	58843087	Mast Assembly 8000lb. 15' High-Vis (Prior to S/N 14627)	1	
1	58889494	Chain Anchor	4	
2	58989823	Cotter Pin	8	3/32 x 0.75"
3	58889502	Pin (Chain Anchor)	4	
4	58989815	Nut	4	3/4-16
5	58889593	Bearing	2	
6	58889601	Inner Race	2	
7	58889510	Chain Sheave	2	
8	58989880	Retaining Ring (Cylinder)	2	
9	58813379	Retaining Washer	4	
10	58889981	Chain Pin and Retainer Assembly	2	
11	58989872	Lockwasher	2	5/16
12	58989864	H.H.C.S.	2	5/16-18 x 0.75"
13	58813395	Str. Grease Fitting	2	
14	58889650	Shim	-	0.03
15	58889585	Load Roller	8	
16	58889734	Chain (Carriage)	2	
17	58890336	Chain Anchor Insert	2	
18	58989831	Lockwasher	2	3/4
19	58989849	Rail Stop Bolt	2	
20	58890443	Outer Rail Assembly	1	
21	59438903	Bushing	2	2.25 I.D.
22	58813353	Retaining Ring (Internal)	2	
23	58889387	Rail Hydraulic Cylinder Assembly	2	See Breakdown
24	58890435	Inner Rail Assembly	2	
25	58890203	Cylinder Retaining Bolt	2	
-	58889817	Carriage Chain Assembly (Contains items 1 thru 4 and 16)	2	



8000LB. 15FT. MULTIVIEW MAST ASSEMBLY - SHEET 2 OF 2

ITEM	COMPLNO.	DESCRIPTION	QTY	DIMENSIONS/NOTES
1	58813429	S.H. Pipe Plug	2	1/2 NPT
2	58889346	Manifold Block	1	
3	95303335	90° Fitting	2	SAE - 37° Flare
4	58889536	Mounting Bolt	2	
5	58889619	Flow Valve	1	
6	58813361	45° Fitting	1	
7	58889551	Hose Assembly	2	12.34
8	95285946	Straight Fitting	2	SAE - 37° Flare
9	58813403	Flow Limiter	1	



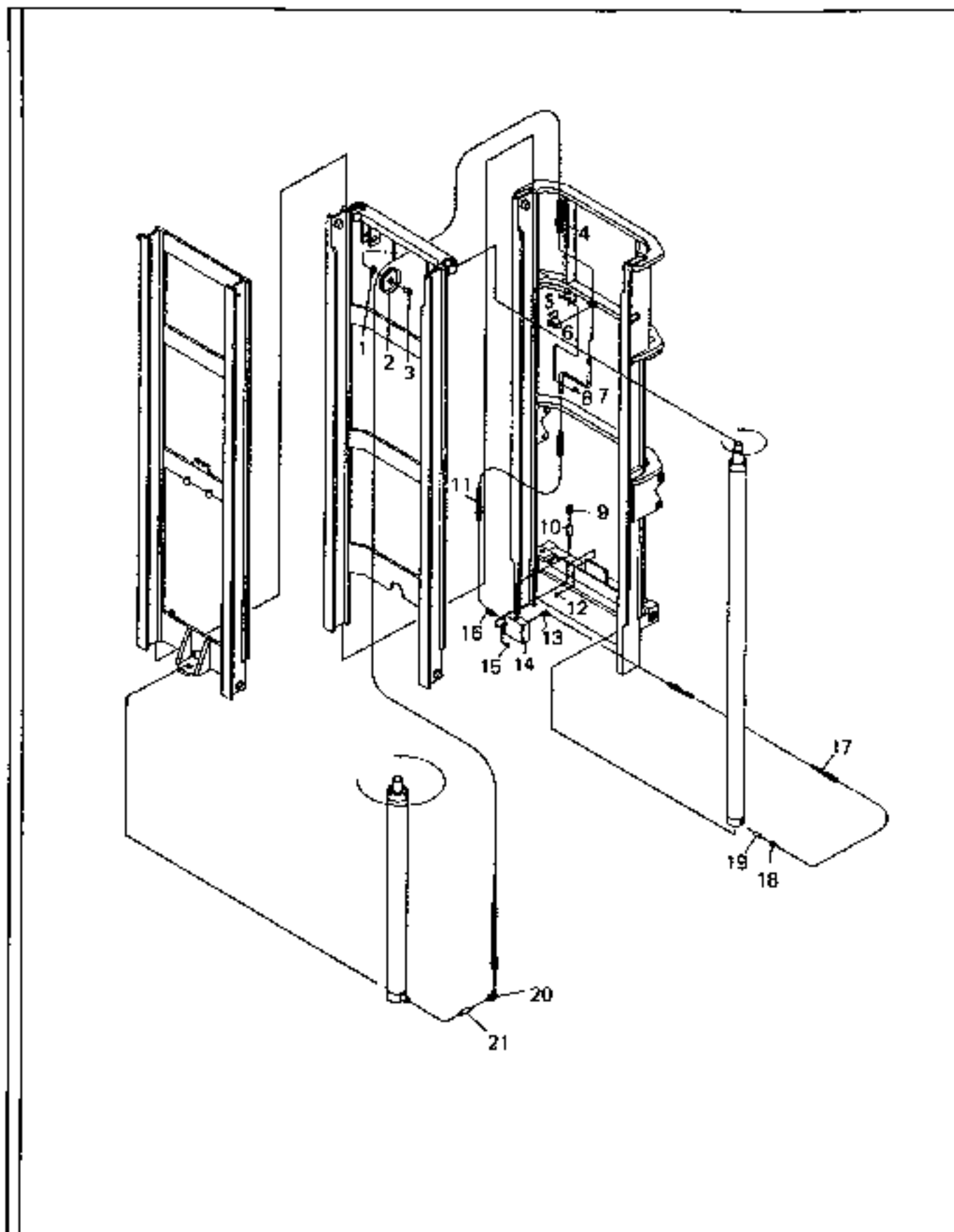
8000LB. 16FT. PICK AND CARRY ULTRAVIEW MAST ASSEMBLY - SHEET 1 OF 2

ITEM	COMM. NO.	DESCRIPTION	QTY	DIMENSIONS/NOTES
	58974098	Mast Assembly, 8000 lb., 16' Pick & Carry Ultra View (Effective S/N 14627)	1	
	58899691	Mast Assembly, 8000 lb., 16' Pick & Carry Ultra View (Effective w/ S/N 5679 to 14626)	1	
-	59312710	Mast Assembly, 8000 lb., 16' Pick and Carry Ultraview (Prior to S/N 5679)	4	
1	58890302	Chain Anchor	2	
2	58889841	Chain Carriage	2	
3	58989823	Cotter Pin	8	3/32 x 0.75"
4	58890310	Pin (Chain Connect)	4	
5	58989815	Nut	42	3/4 - 16
6	58889668	Chain Sheave (Carriage)	2	
7	58989914	Retaining Ring	2	
8	58889940	Guard	2	
9	58989922	S.H.C.S.	2	1/4 - 20 x 0.75"
10	58813445	Lockwasher	2	1/4
11	58889932	Cross Head	1	
12	58989955	H.S.H. Plug	2	M12 x 1.75 x 20mm
14	58889494	Chain Anchor	4	
15	58889502	Pin (Chain Anchor)	4	
16	58889726	Chain (mast)	2	
17	58889510	Chain Sheave	2	
18	58889593	Bearing	2	
19	58889601	Inner Race	2	
20	58890492	Shim	A/R	0.03
21	58781287	Load Roller	8	
22	58989880	Retaining Ring (Cylinder)	2	
23	58813379	Retaining Washer	4	
24	58889981	Chain Pin and Retainer Assembly	2	
25	58989872	Lockwasher	2	5/16
26	58989864	H.H.C.S.	2	5/16 - 18 x 0.75"
27	58813395	Straight Grease Fitting	2	
28	58890336	Chain Anchor Insert	2	
29	58989831	Lockwasher	2	3/4
30	58989849	Rail Stop Bolt	2	
31	58889379	Rail Hydraulic Cylinder Assembly	2	See Breakdown
32	58890237	Outer Rail	1	
33	58989948	H.H.C.S.	2	3/8 - 24 UNF x 1.25
34	58890203	Cylinder Retaining Bolt	1	
35	58889965	Inner Rail	1	
36	58889403	Free Lift Hydraulic Cylinder Assembly	2	See Breakdown
37	58989930	Lockwasher	1	3/8
38	58889957	Cylinder Retaining Ring Assembly	1	
39	58891086	Nut	2	1/2 - 20 UNF

Always use Ingersoll-Rand Replacement parts!

8000LB. 16FT. PICK AND CARRY ULTRAVIEW MAST ASSEMBLY - SHEET 1 OF 2

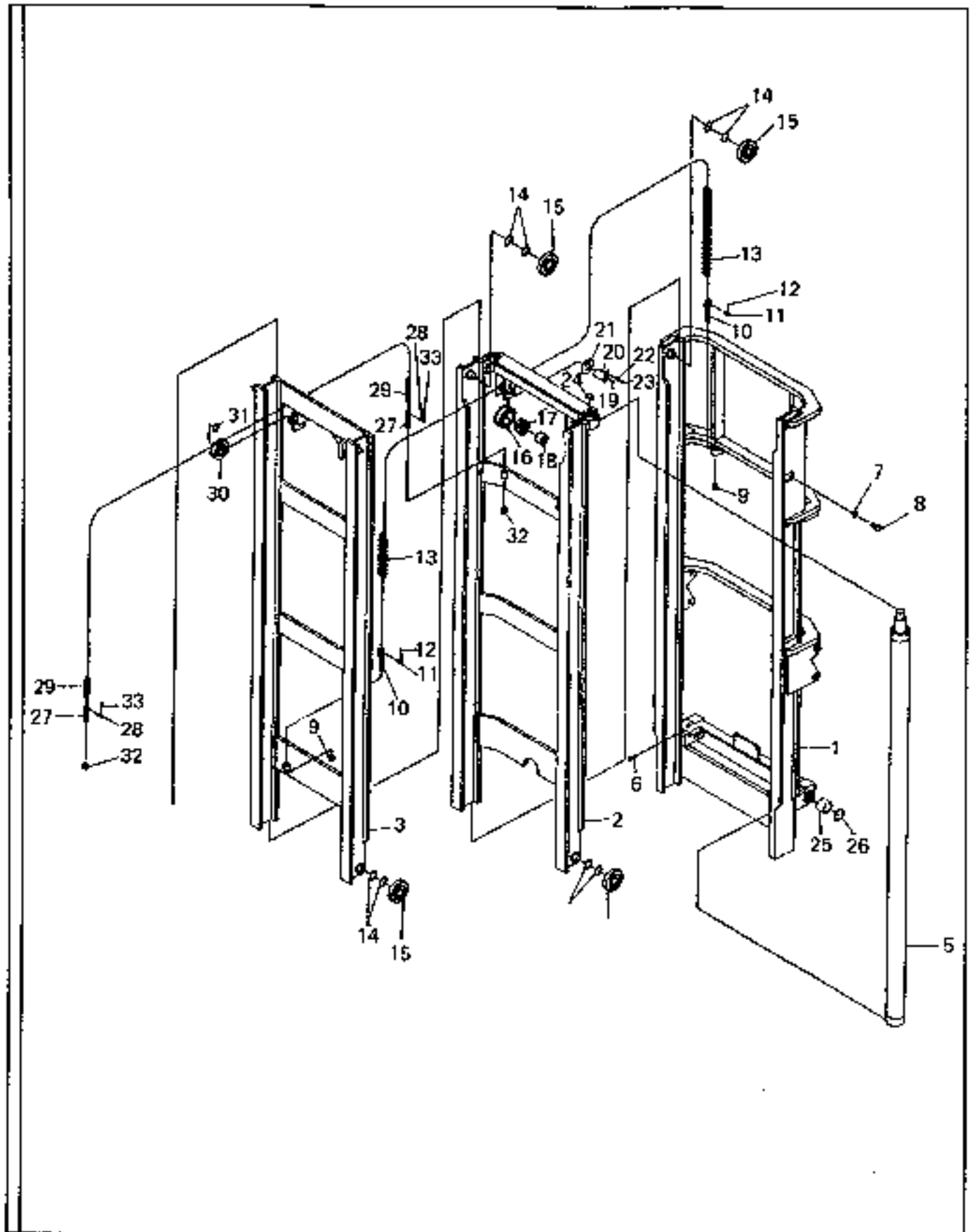
ITEM	COMM. NO.	DESCRIPTION	QTY	DIMENSIONS/NOTES
40	58889973	Inner Rail Assembly	1	
42	59438903	Bushing	2	2.25" I.D.
43	58813353	Retaining Ring (Internal)	2	
.	58889809	Mast Chain Assembly (Includes Items 3, 5, and	2	
		14 thru 16)		
	58889874	Carriage Chain Assembly (Includes Items 1 thru 5)	2	
:				
:				
:				
:				
:				
:				
:				
:				
:				
:				
:				
:				
:				
:				
:				
:				
:				
:				
:				
:				
:				
:				
:				
:				
:				
:				
:				
:				
:				
:				
:				
:				
:				
:				
:				
:				



8000LB. 16FT. PICK AND CARRY ULTRAVOEWE MAST ASSEMBLY - SHEET 2 OF 2

ITEM	COMM. NO.	DESCRIPTION	QTY	DIMENSIONS/NOTES
1	58989612	Washer	1	3/4 x 2.0" O.D.
2	58781493	Hose Sheave	1	
3	58775792	Hose Sheave Bolt	1	
4	58890344	Hose Assembly	1	1.03
5	58989666	Nut	2	1/4 - 20NC - 2B
6	58889544	"S" Tube Clamp Assembly	1	
7	58781642	"S" Tube Assembly	1	
8	58813411	U-Bolt	1	1/4-20 x 1.25" x 0.75
9	58813361	45° Fitting	1	
10	58889619	Flow Valve	1	
11	58890351	Hose Assembly	1	39
12	58889536	Mounting Bolt	2	
13	95303335	90° Fitting	2	SAE - 37° Flare
14	58889353	Manifold Block	1	
15	58813429	S.H. Pipe Plug	2	1/2 NPT
16	58989641	45° Fitting	1	SAE - 37° Flare
17	58889551	Hose Assembly	2	12.34
18	95285946	Straight Fitting	2	SAE - 37° Flare
19	58813403	Flow Limiter	1	
20	58989690	90° (ORB - TIC)	1	
21	58889304	Flow Limiter	2	

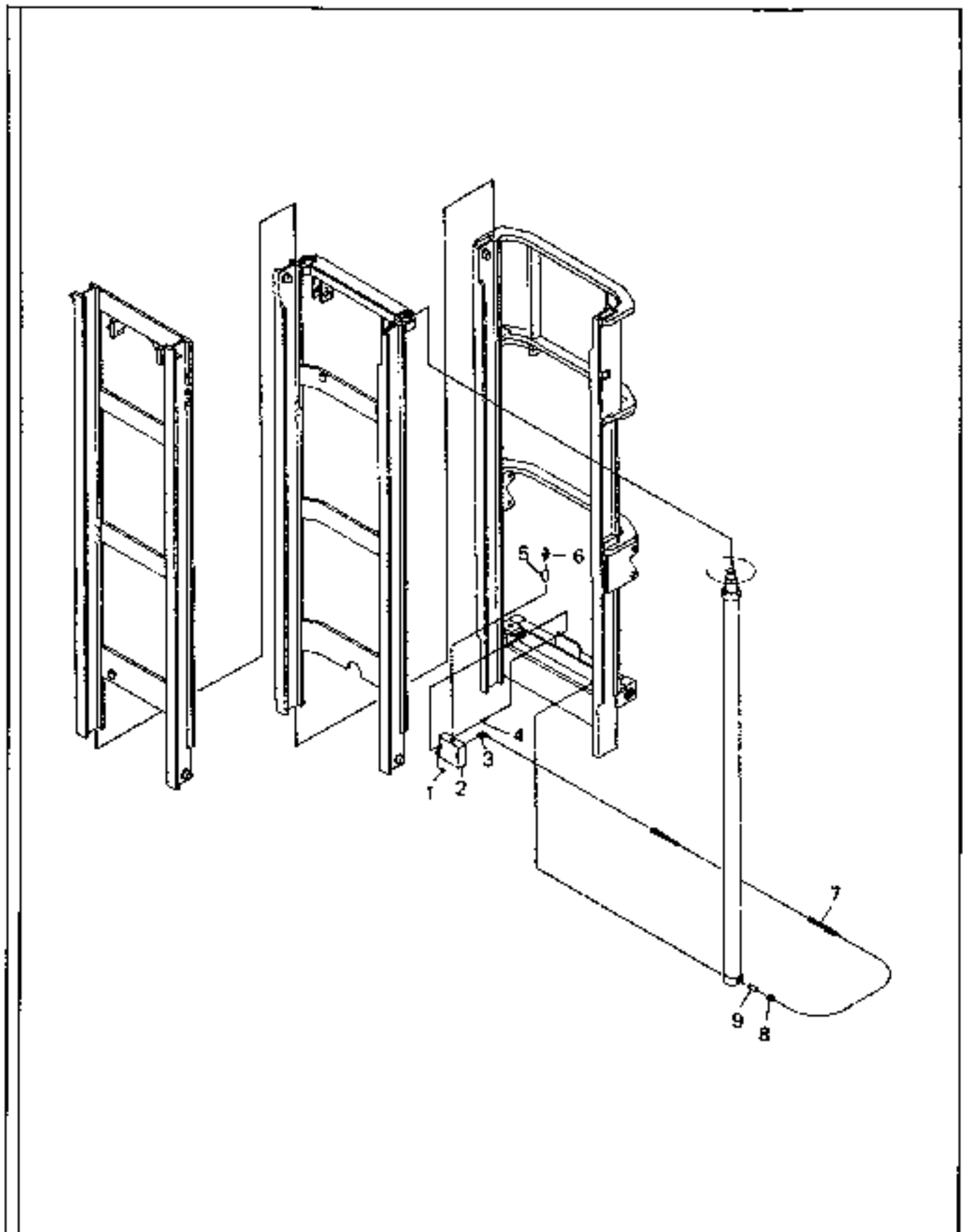
8000LB. 22FT. MULTIVIEW MAST ASSEMBLY - SHEET 1 OF 2



8000LB. 22FT. MULTIVIEW MAST ASSEMBLY - SHEET 1 OF 2

ITEM	COMB. NO.	DESCRIPTION	QTY	DIMENSIONS/NOTES
	59004804	Mast Assembly 8000 lb. 22' MULTIVIEW (Effective S/N 14627)	1	
-	58846080	Mast Assembly 8000 lb. 22' MULTIVIEW (Prior to S/N 14627)	1	
1	58989708	Outer Rail Weldment	1	
2	58890211	Outer Rail Assembly	1	
3	58890229	Inner Rail Assembly	1	
5	58889478	Rail Hydraulic Cylinder Assembly	2	See Breakdown
6	58890203	Cylinder Retaining Bolt	2	
7	58989831	Lockwasher	2	3/4
8	58989849	Rail Stop Bolt	2	
9	95077384	Nut	4	1 - 14
10	58889809	Chain Anchor	4	
11	58889916	Pin (Chain Connector)	4	
12	95201414	Cotter Pin	8	3/32 x 1.0
13	58889742	Chain (Carriage)	2	
14	58890492	Shim	A/R	0.03"
15	58781287	Load Roller	8	
16	58889890	Chain Sheave	2	
17	58889627	Bearing	2	
18	58889635	Inner Race	2	
19	58813395	Str. Grease Fitting	2	
20	58889924	Chain Pin and Retainer Assembly	2	
21	58813387	Retaining Washer	4	
22	58989872	Lockwasher	2	5/16"
23	58989864	J.I.C.S.	2	5/16 - 18 x 0.75
24	58989880	Retaining Ring (Cylinder)	2	
25	59438903	Bushing	2	2.25" I.D.
26	58813353	Retaining Ring (Internal)	2	
27	58890302	Chain Anchor	2	
28	58890310	Pin (Chain Connect)	4	
29	58889833	Chain (Carriage)	2	
30	58890450	Chain Sheave (Carriage)	2	
31	58989914	Retaining Ring	2	
32	58989815	Nut	4	3/4 - 16
33	58989823	Cotter Pin	8	3/32 x 0.75
-	58889825	Mast Chain Assembly (Includes Items 9 thru 13)	2	
	58889866	Carriage Chain Assembly (Includes items 27 thru 29, 32 and 33)	2	

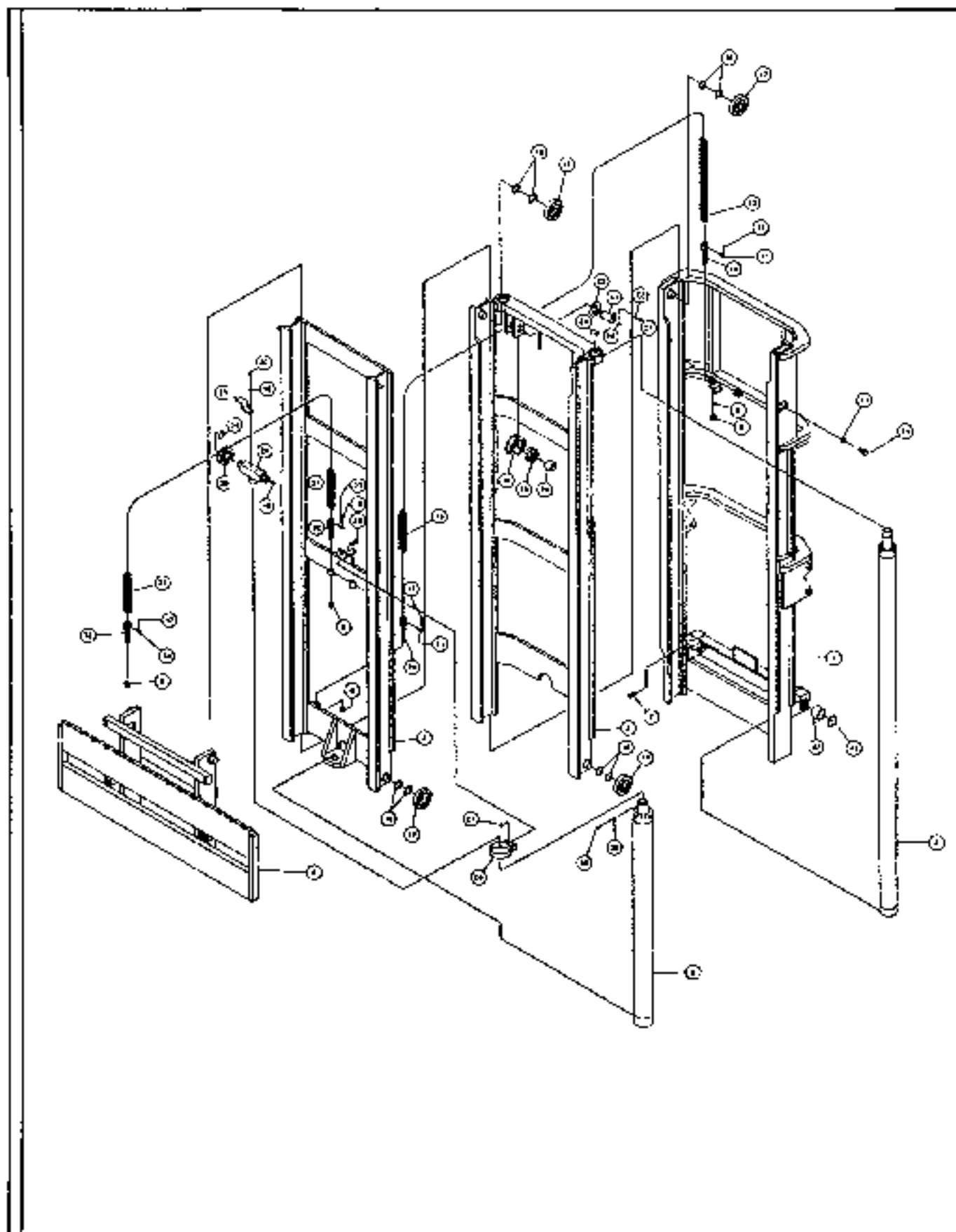
8000LB. 22FT. MULTIVIEW MAST ASSEMBLY - SHEET 2 OF 2



8000LB. 22FT. MULTIVIEW MAST ASSEMBLY - SHEET 2 OF 2

ITEM	COMPL. NO.	DESCRIPTION	QTY	DIMENSIONS/NOTES
1	58813429	S.H. Pipe Plug	2	1/2 NPT
2	58889346	Manifold Block	1	
3	95303335	90° Fitting	2	SAE - 37° Flare
4	58889536	Mounting Bolt	2	
5	58889619	Flow Valve	1	
6	58813361	45° Fitting	1	
7	58889551	Hose Assembly	2	12.34
8	95285946	Straight Fitting	2	SAE - 37° Flare
9	58813403	Flow Limiter	1	

8000LB. 22FT. ULTRAVIEW MAST ASSEMBLY (SHEET 1 OF 2)



8000LB. 22FT. ULTRAVIEW MAST ASSEMBLY (SHEET 1 OF 2)

ITEM	COMM. NO.	DESCRIPTION	QTY	DIMENSIONS/NOTES
	59004812	Mast Assembly, 8000lb. 22Ft. Ultraview (Effective S/N 14627)	1	
	58919226	Mast Assembly, 8000lb. 22Ft. Ultraview (Prior to S/N 14627)	1	
1	58989708	-Outer Rail Weldment	1	
2	58989716	-Inner Rail Weldment	1	
3	58989724	-Inner Rail Assembly	1	
4	58989732	-Class III Hook Carriage Assembly	1	60" Wide
-	58989740	-Class III Hook Carriage Assembly	1	72" Wide
-	58989757	-Class III Hook Carriage Assembly	1	82" Wide
-	58989765	-8000lb. Shaft Assembly Carriage	1	60" Wide
-	58989773	-8000lb. Shaft Assembly Carriage	1	72" Wide
-	58989781	-8000lb. Shaft Assembly Carriage	1	82" Wide
5	58989799	-Rail Cylinder Assembly	2	See Internal Breakdown
6	58993767	-Free Lift Cylinder Assembly	1	See Internal Breakdown
7	58890203	-Cylinder Retaining Bolt	2	
8	58989815	-Nut	8	
9	58890336	-Chain Anchor Insert	2	
10	58889494	Chain Anchor	4	
11	58889502	-Pin (Chain Connect)	4	
12	58989823	-Cotter Pin	16	
13	58989831	-Lockwasher	2	
14	58989849	-Rail Stop Bolt	2	
15	58989856	-Chain (Mast)	2	
16	58890492	-Shim	AVR	0.03
17	58781287	-Load Roller	12	
18	58889510	-Chain Sheave	2	
19	58889593	-Bearing	2	
20	58889601	-Inner Race	2	
21	58989864	-Screw	2	
22	58989872	-Lockwasher	2	
23	58813379	-Retainer Washer	4	
24	58989880	-Retaining Ring	2	
25	58813395	-65" Grease Fitting	2	
26	58889957	-Cylinder Retaining Ring Assembly	1	
27	58891086	-Nut	2	
28	58989898	-Screw	2	
29	58889932	-Cross Head	1	
30	58889668	-Chain Sheave	2	
31	58989906	-Chain (Carriage)	2	
32	58890302	Chain Anchor	4	
33	58890310	-Pin (Chain Connect)	4	
34	58989914	-Retaining Ring	2	
35	58889940	-Guard	2	

Always use Ingersoll-Rand Replacement parts!

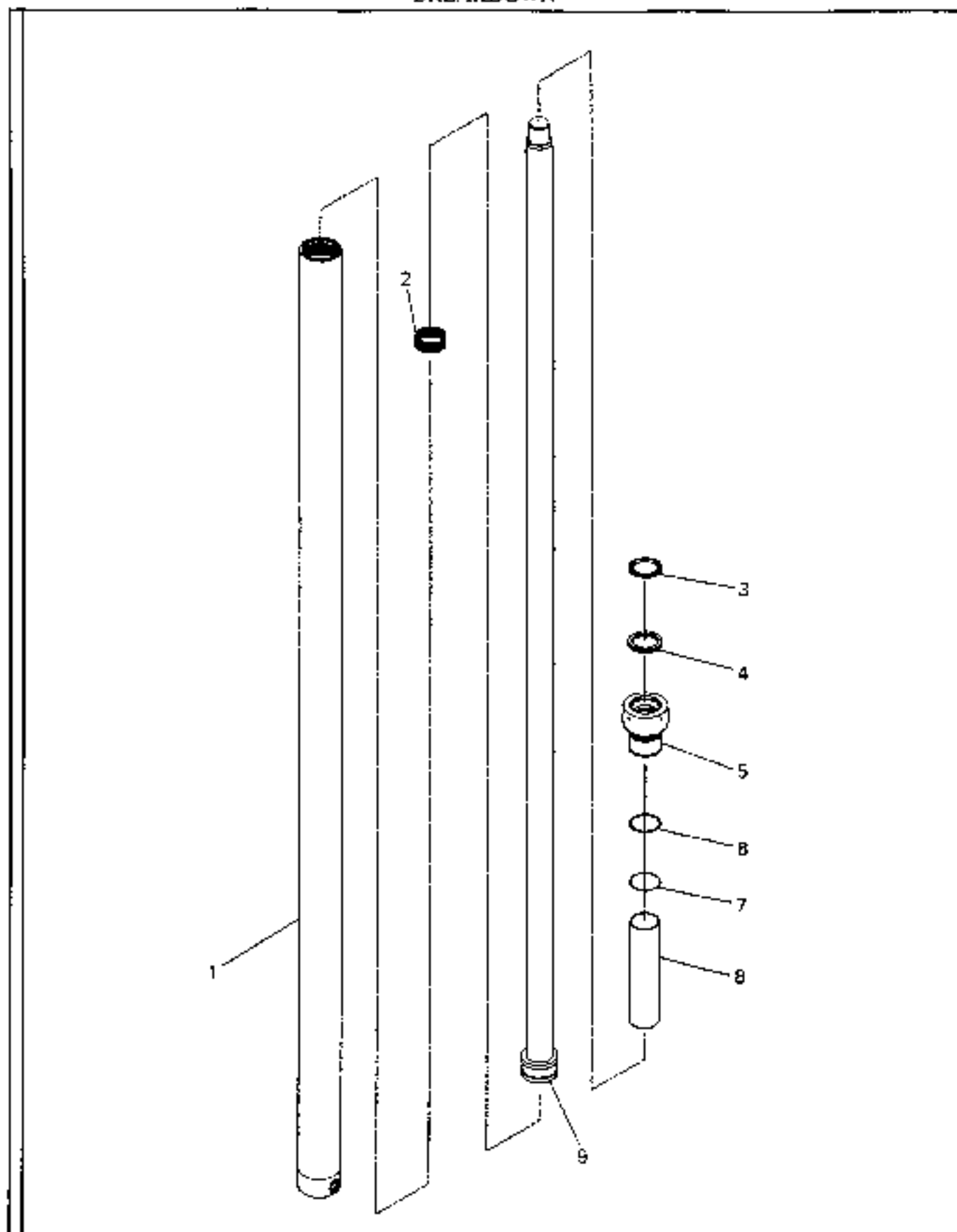
8000LB. 22FT. ULTRAVIEW MAST ASSEMBLY (SHEET 1 OF 2)

ITEM	COMPL. NO.	DESCRIPTION	QTY	DIMENSIONS/NOTES
36	58813445	-Lockwasher	4	
37	58989922	-Screw	4	
38	58989930	-Lockwasher	1	
39	58989948	-Screw	1	
40	58989955	-Plug	2	
41	58889981	-Pin	2	
42	59438903	-Bushing	2	2.25 I.D.
43	58813353	-Retaining Ring	2	
-	58989963	-Mast Chain Assembly (Contains 8, 10, 12, 15)	2	
-	58989971	Carriage Chain Assembly (Contains 8, 12, 31-33)	2	

8000LB. 22FT. ULTRAVIEW MAST ASSEMBLY (SHEET 2 OF 2)

ITEM	COMM. NO.	DESCRIPTION	QTY	DIMENSIONS/NOTES
1	58813361	-45 Degree Fitting	1	
2	58889619	-Flow Valve	1	
3	58889353	-Manifold Block	1	
4	58889536	-Mounting Bolt	2	
5	58813429	-Plug	3	
6	58969981	-90 Degree Fitting	2	
7	58889551	-Hose Assembly (Seat to Seat)	2	12.34"
8	58969999	-Straight Fitting	2	
9	58813403	-Flow Limiter (Right Cylinder Only)	1	
10	58989641	-45 Degree Fitting	1	
11	58989658	-Hose Assembly (Seat to Seat)	1	0.00"
12	58781642	-"S" Tube Assembly	1	
13	58813411	-U-Bolt	1	
14	58989666	-Nut	2	
15	58889544	-"S" Tube Clamp Assembly	1	
16	58989674	-Hose Assembly (Seat to Seat)	1	133.00"
17	58989682	-Washer	1	
18	58781493	-Hose Sheave	1	
19	58775792	-Hose Sheave Bolt	1	
20	58989690	-90 Degree Fitting	1	
21	58889304	-Flow Limiter	1	

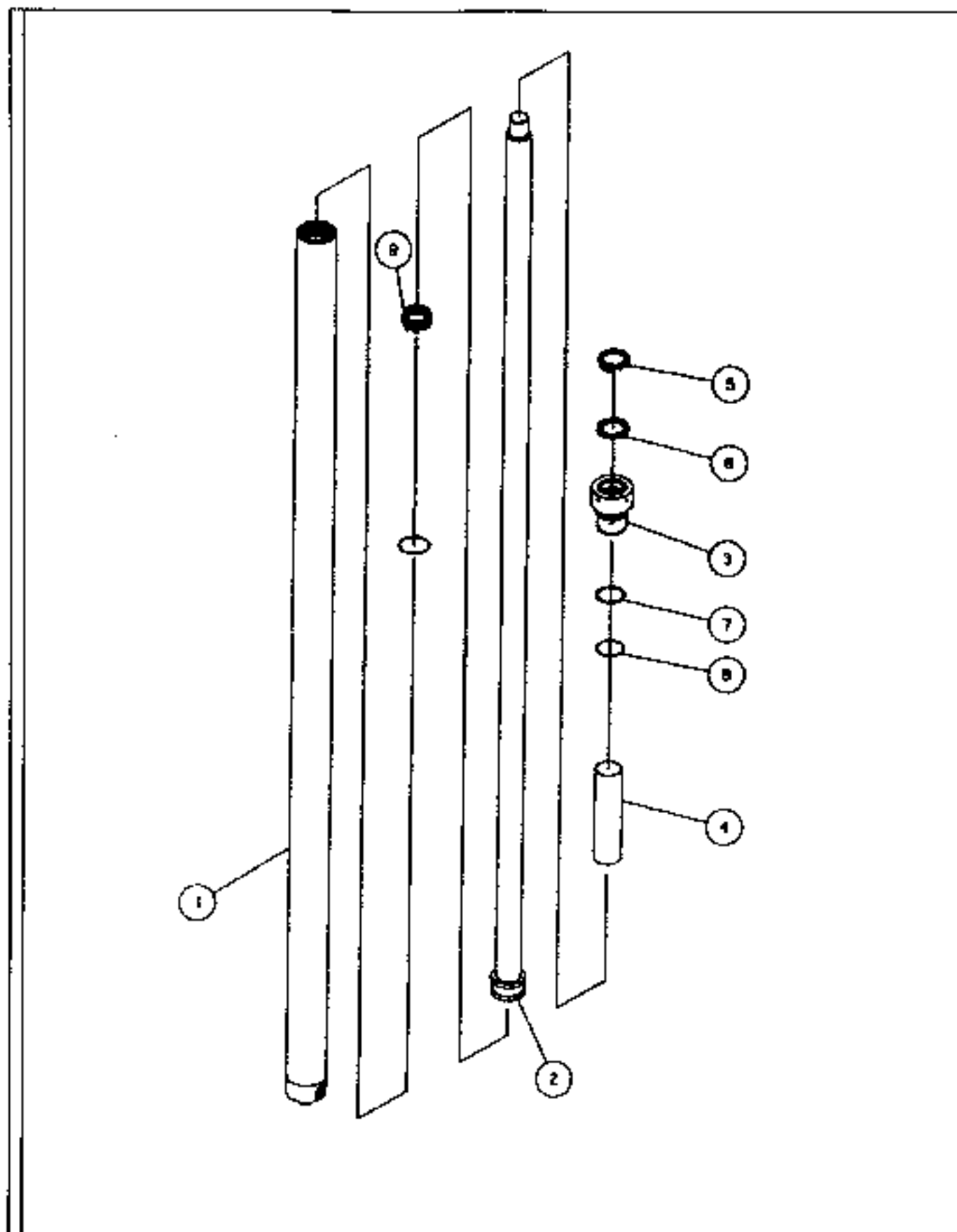
RAIL HYDRAULIC CYLINDER ASSEMBLY (58889361 AND 58889379) - INTERNAL
BREAKDOWN



RAIL HYDRAULIC CYLINDER ASSEMBLY (58889361 AND 58889379) - INTERNAL
BREAKDOWN

ITEM	COMM. NO.	DESCRIPTION	QTY	DIMENSIONS/NOTES
1	58890898	Outer Tube Assembly (Used on Cylinder 58889361)	1	
-	58890906	Outer Tube Assembly (Used on Cylinder 58889379)	1	
2	58890930	Wear Ring	1	
3	58775685	Wiper	1	
4	58775677	U-Cup (Gland Nut)	1	
5	58890948	Gland Nut	1	
6	58890666	Backup Ring (Gland Nut)	1	
7	58890674	O-Ring (Gland Nut)	1	
8	58890732	Spacer	1	
9	58890955	Piston and Ram Assembly (Used on Cylinder 58889361)	1	
-	58890963	Piston and Ram Assembly (Used on Cylinder 58889379)	1	
-	58781238	Packing Kit (Includes Items 2 thru 4, 6 and 7)	1	

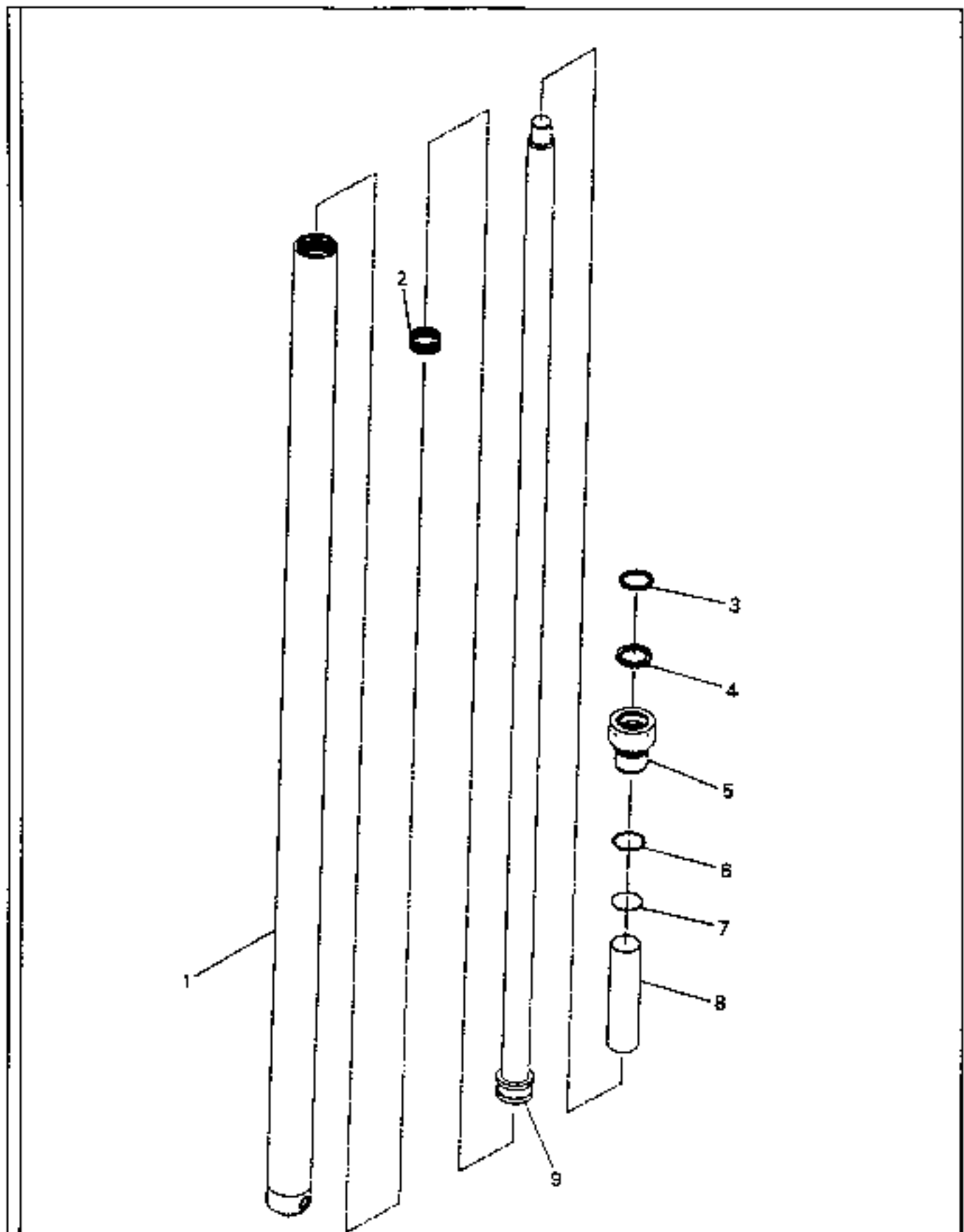
RAIL HYDRAULIC CYLINDER (58990136) - INTERNAL BREAKDOWN



RAIL HYDRAULIC CYLINDER (58990136) - INTERNAL BREAKDOWN

ITEM	COMM. NO.	DESCRIPTION	QTY	DIMENSIONS/NOTES
1	58990029	Outer Tube Assembly	1	
2	58990037	Piston and Ram Assembly	1	
3	58890948	Gland Nut	1	
4	58990045	Spacer	1	
5	58775685	Wiper	1	
6	58775677	U-Cup (Gland Nut)	1	
7	58890666	Back-Up Ring (Gland Nut)	1	
8	58890674	O-Ring (Gland Nut)	1	
9	58890930	Wear Ring	1	
-	58781238	Packing Kit (Items 4 through 8)	1	

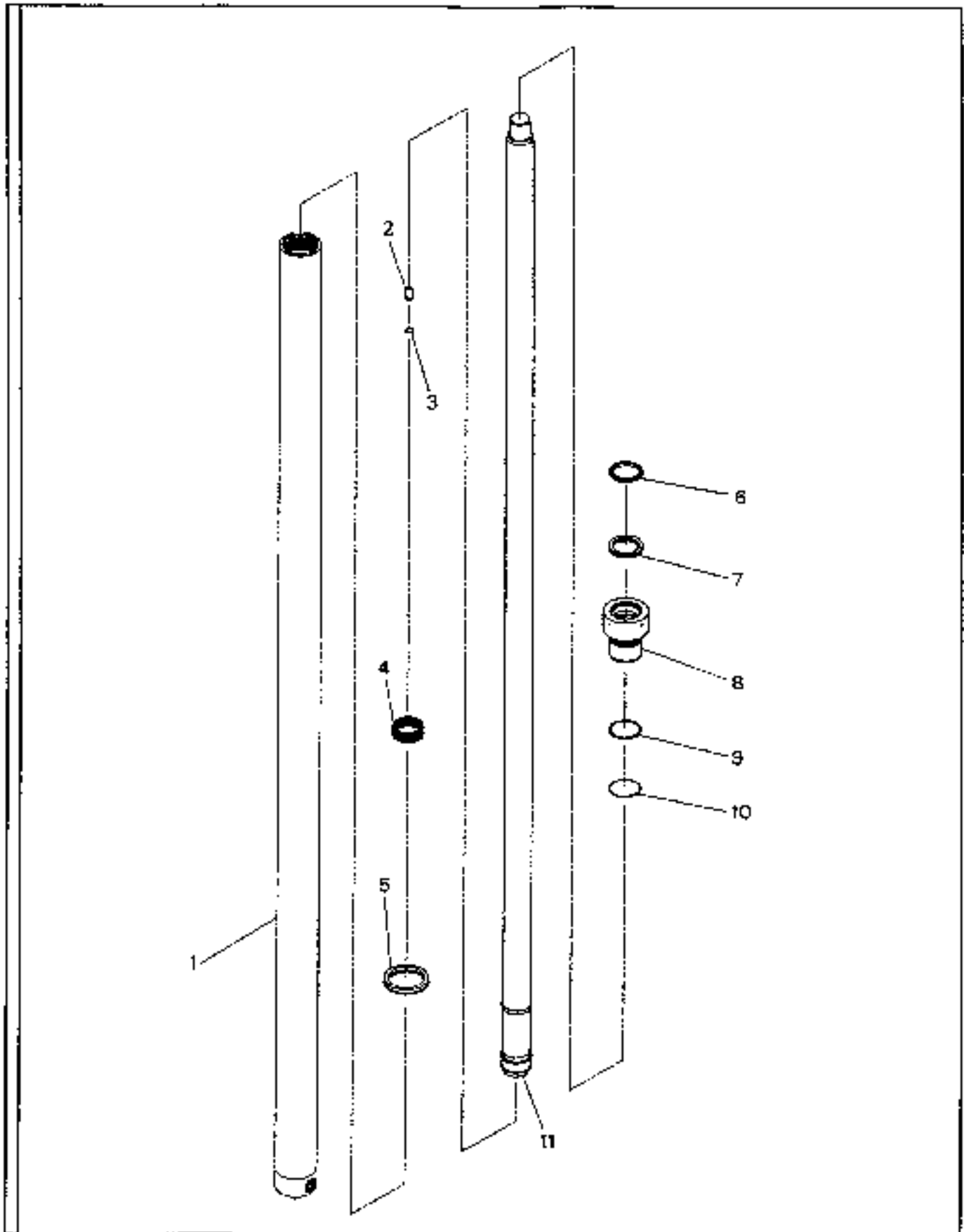
RAII, HYDRAULIC CYLINDER ASSEMBLY (58989799 AND 58993759) - INTERNAL
BREAKDOWN



RAIL HYDRAULIC CYLINDER ASSEMBLY (58989799 AND 58993759) - INTERNAL
BREAKDOWN

ITEM	COMM. NO.	DESCRIPTION	QTY	DIMENSIONS/NOTES
1	58890914	Outer Tube Assembly (Used on Cylinder Assembly 58993759)	1	
-	N.S.S.	Outer Tube Assembly (Used on Cylinder Assembly 58989799)	1	
2	58890930	Wear Ring	1	
3	58775685	Wiper	1	
4	58775677	U-Cup (Gland Nut)	1	
5	58890948	Gland Nut	1	
6	58890666	Backup Ring (Gland Nut)	1	
7	58890674	O-Ring (Gland Nut)	1	
8	N.S.S.	Spacer	1	
9	N.S.S.	Piston and Ram Assembly	1	
-	58781238	Packing Kit (Includes items 2 thru 4, 6 and 7)	1	

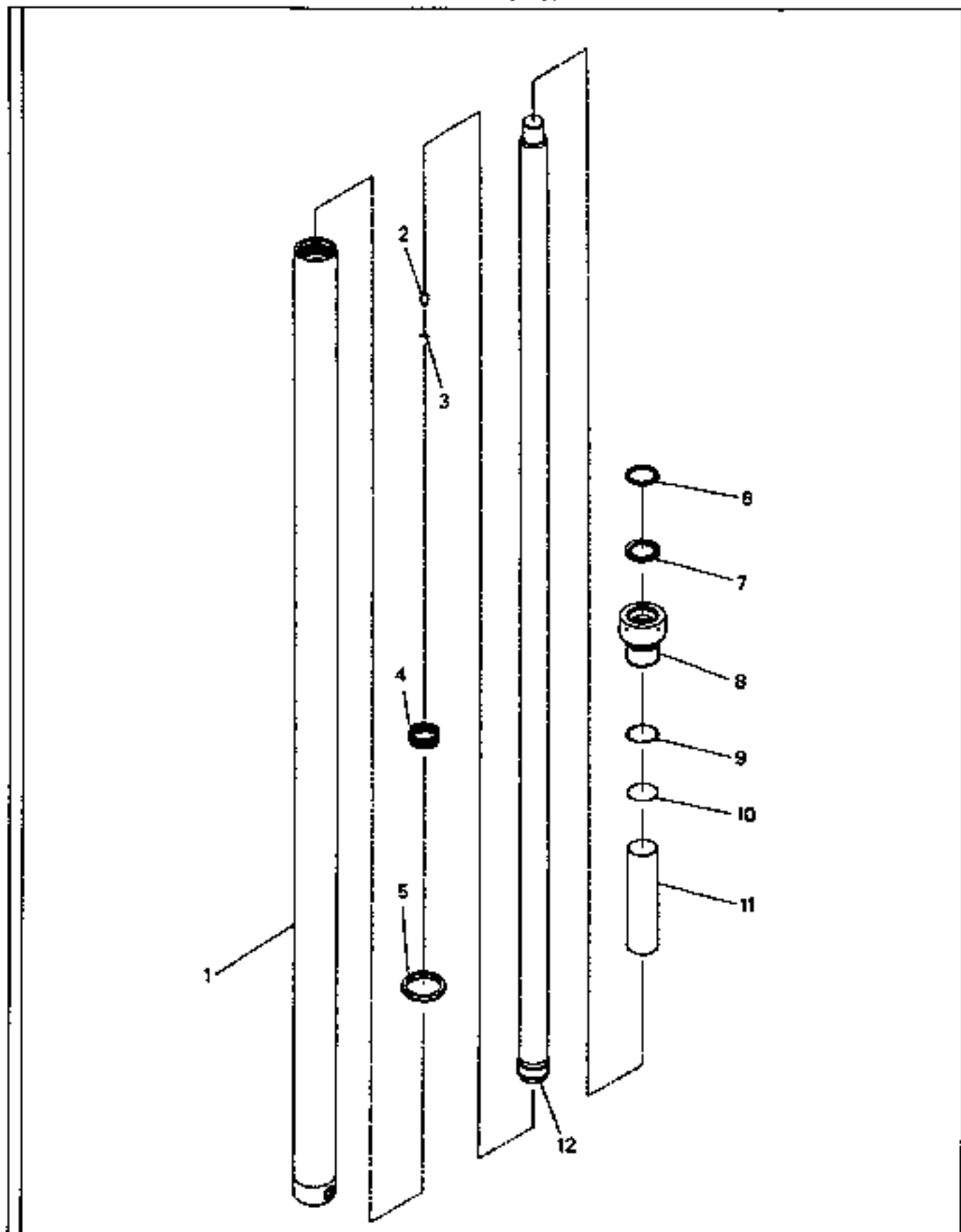
RAIL HYDRAULIC CYLINDER ASSEMBLY (58889387 AND 58889395) - INTERNAL
BREAKDOWN



**RAIL HYDRAULIC CYLINDER ASSEMBLY (58889387 AND 58889395) - INTERNAL
BREAKDOWN**

ITEM	COMM. NO.	DESCRIPTION	QTY	DIMENSIONS/NOTES
1	58891078	Outer Tube Assembly (Used on Cylinder Assembly 58889387)	1	
-	58890914	Outer Tube Assembly (Used on Cylinder Assembly 58889395)	1	
2	58781725	Check Valve	1	
3	58781733	Retaining Ring	1	
4	58890930	Wear Ring	1	
5	58890633	U-Cup (Piston)	1	
6	58775685	Wiper	1	
7	58775677	U-Cup (Gland Nut)	1	
8	58890948	Gland Nut	1	
9	58890690	Backup Ring (Gland Nut)	1	
10	58890674	O-Ring (Gland Nut)	1	
11	58890872	Piston and Ram Assembly (Used on Cylinder Assembly 58889387)	1	
-	58890880	Piston and Ram Assembly (Used on Cylinder Assembly 58889395)	1	
***	58890922	Packing Kit (Includes items 4 thru 7, 9 and 10)	1	

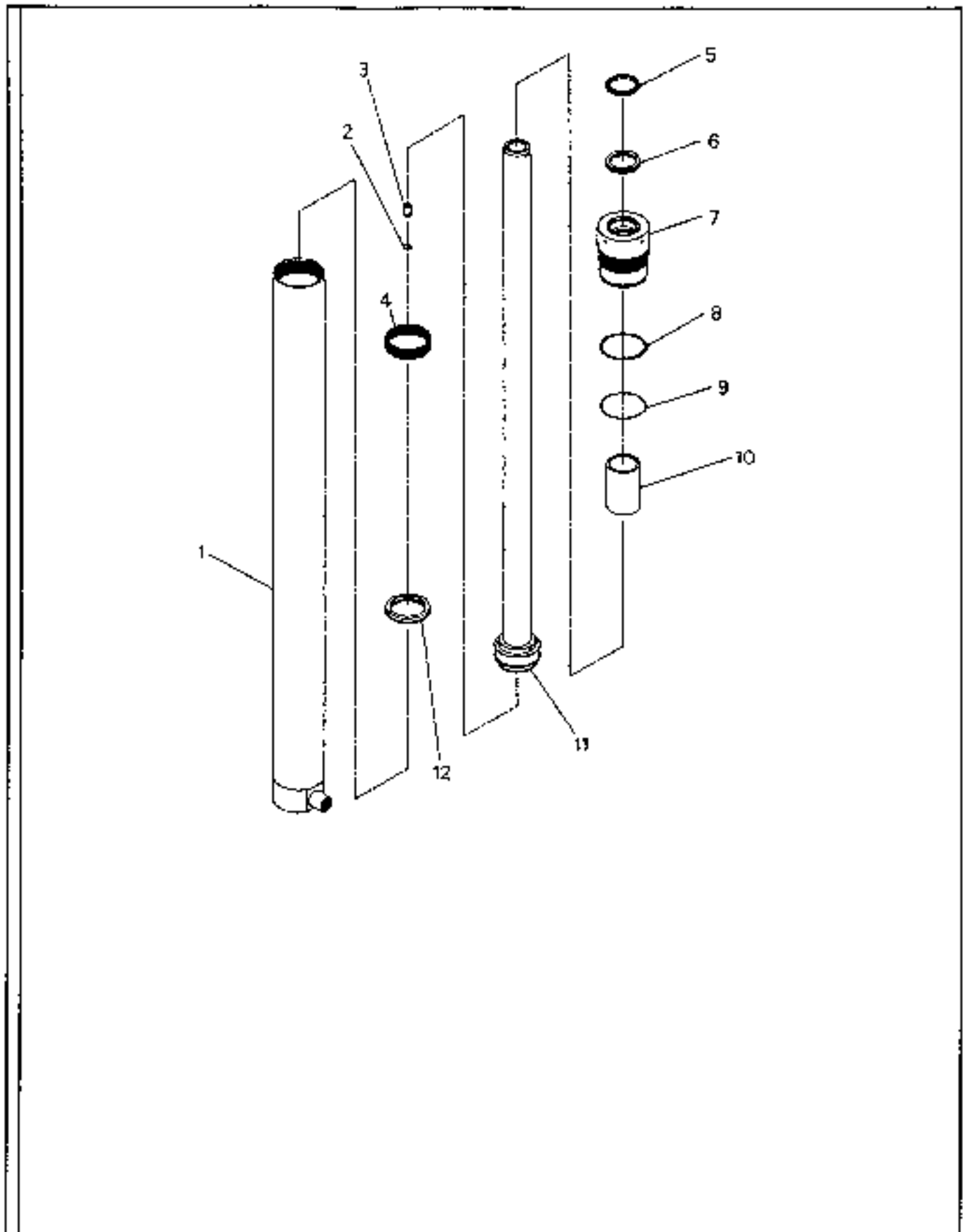
RAII, HYDRAULIC CYLINDER ASSEMBLY (58889411 AND 58889478) - INTERNAL
BREAKDOWN



**RAIL HYDRAULIC CYLINDER ASSEMBLY (58889411 AND 58889478) - INTERNAL
BREAKDOWN**

ITEM	COMM. NO.	DESCRIPTION	QTY	DIMENSIONS/NOTES
1	58890849	Outer Tube Assembly (Used on Cylinder Assembly 58889411)	1	
-	58890856	Outer Tube Assembly (used on Cylinder Assembly 58889478)	1	
2	58781725	Check Valve	1	
3	58781733	Retaining Ring	1	
4	58890765	Wear Ring	1	
5	58890583	U-Cup (Piston)	1	
6	58775685	Wiper	1	
7	58775677	U-Cup (Gland Nut)	1	
8	58890815	Gland Nut	1	
9	58890716	Backup Ring (Gland Nut)	1	
10	58890625	O-Ring (Gland Nut)	1	
11	58890757	Spacer (Used on Cylinder Assembly 58889478)	1	
-	58890724	Spacer (Used on Cylinder Assembly 58889411)	1	
12	58890823	Piston and Ram Assembly (Used on Cylinder Assembly 58889411)	1	
-	58890831	Piston and Ram Assembly (Used on Cylinder Assembly 58889478)	1	
	58890864	Packing Kit (Includes items 4 thru 7, 9 and 10)		

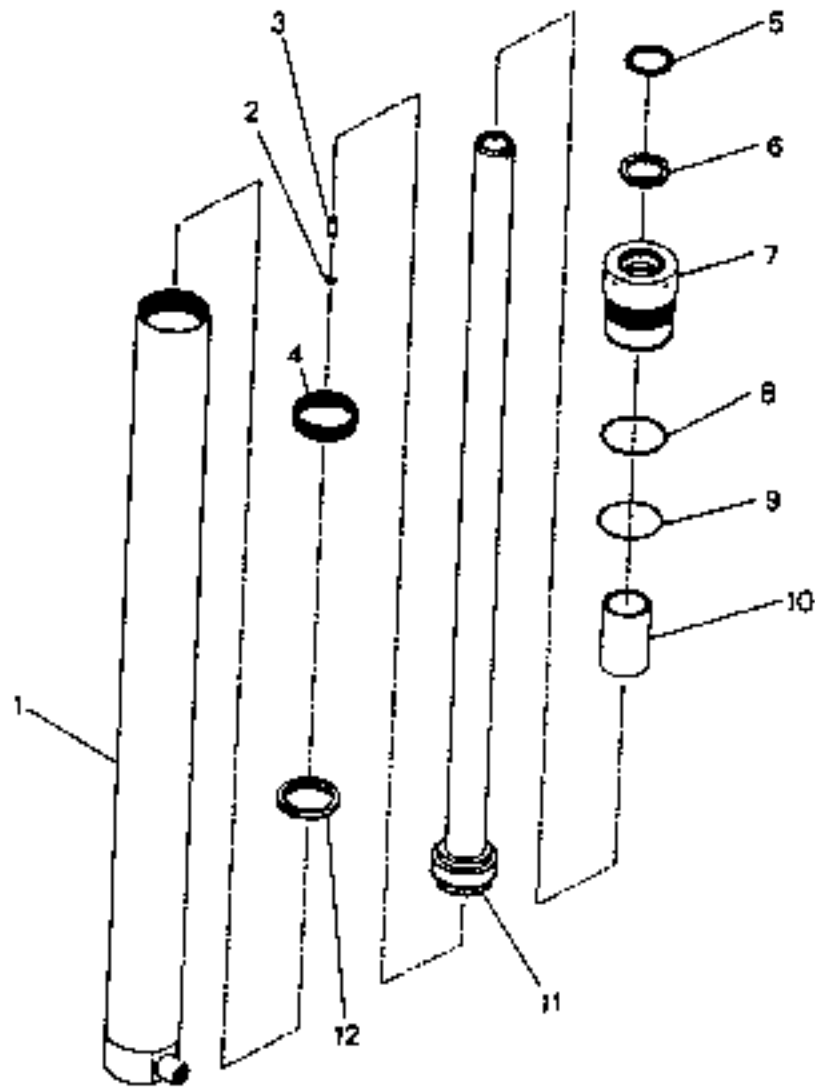
FREE LIFT HYDRAULIC CYLINDER ASSEMBLY (S8889403) - INTERNAL BREAKDOWN



FREE LIFT HYDRAULIC CYLINDER ASSEMBLY (58889403) - INTERNAL BREAKDOWN

ITEM	COMM. NO.	DESCRIPTION	QTY	DIMENSIONS/NOTES
1	58890799	Outer Tube Assembly	1	
2	58781733	Retaining Ring	1	
3	58781725	Check Valve	1	
4	58990011	Wear Ring	1	
5	58775685	Wiper	1	
6	58775677	U-Cup (Gland Nut)	1	
7	58890773	Gland Nut	1	
8	58890708	Backup Ring (Gland Nut)	1	
9	58890682	O-Ring (Gland Nut)	1	
10	58890740	Spacer	1	
11	58890781	Piston and Ram Assembly	1	
12	58890617	U-Cup (Piston)	1	
-	58781279	Packing Kit (Includes items 4 thru 6, 8, 9 and 12)	1	

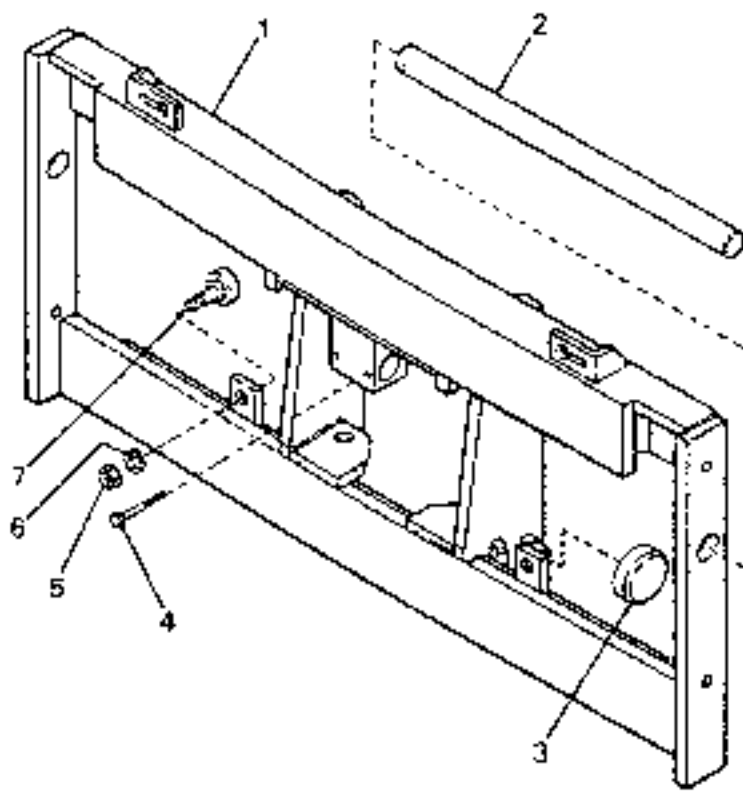
FREE LIFT HYDRAULIC CYLINDER (58993767) - INTERNAL BREAKDOWN



FREE LIFT HYDRAULIC CYLINDER (58993767) - INTERNAL BREAKDOWN

ITEM	COMM. NO.	DESCRIPTION	QTY	DIMENSIONS/NOTES
1	58989989	Outer Tube Assembly	1	
2	58781733	Retaining Ring	1	
3	58781725	Check Valve	1	
4	58990011	Wear Ring	1	
5	58775685	Wiper	1	
6	58775677	U-Cup (Gland Nut)	1	
7	58890773	Gland Nut	1	
8	58890708	Backup Ring (Gland Nut)	1	
9	58890682	O-Ring (Gland Nut)	1	
10	58990003	Spacer	1	
11	58989997	Piston and Rod Assembly	1	
12	58890617	U-Cup (Piston)	1	
-	58781279	Packing Kit (Includes items 4 thru 6, 8, 9 and 12)	1	

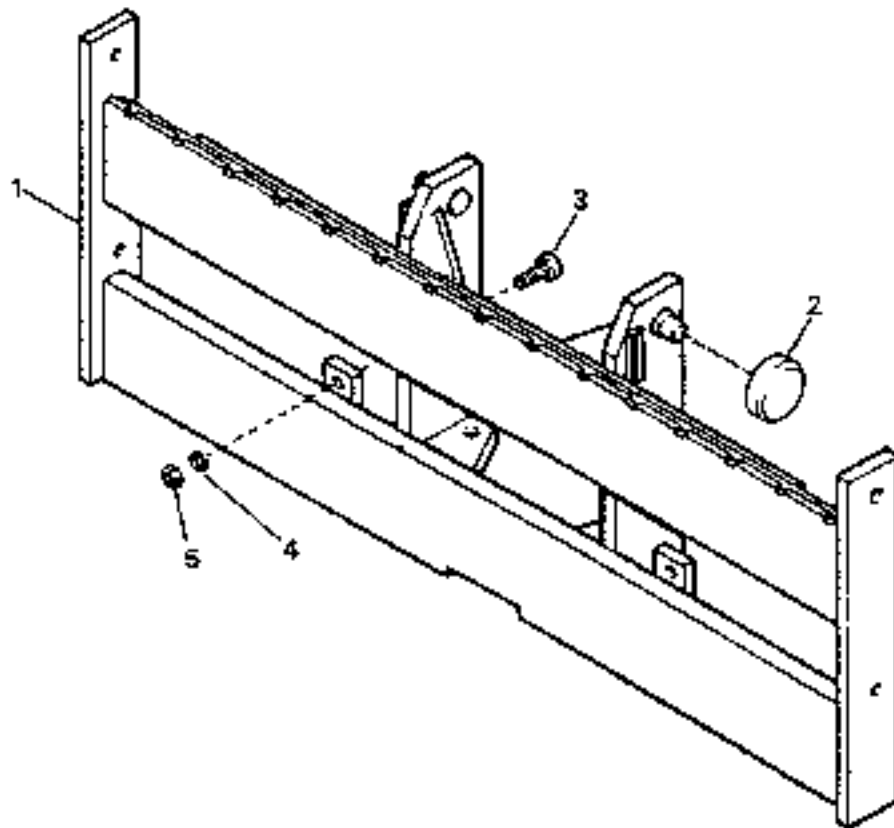
6000LB. 60IN. SHAFT CARRIAGE FOR SIMPLEX MAST



6000LB. 60IN. SHAFT CARRIAGE FOR SIMPLEX MAST

ITEM	COMM. NO.	DESCRIPTION	QTY	DIMENSIONS/NOTES
1	59388025	Shaft Carriage Assembly	1	
2	N.S.S.	-Fork Shaft	2	
3	59346718	-Roller Bearing	4	
4	N.S.S.	-Cap Screw	2	
5	95077798	-Nut	2	1/2
6	95081824	-Lock Washer	2	1/2
7	59321299	-Carriage Roller	2	

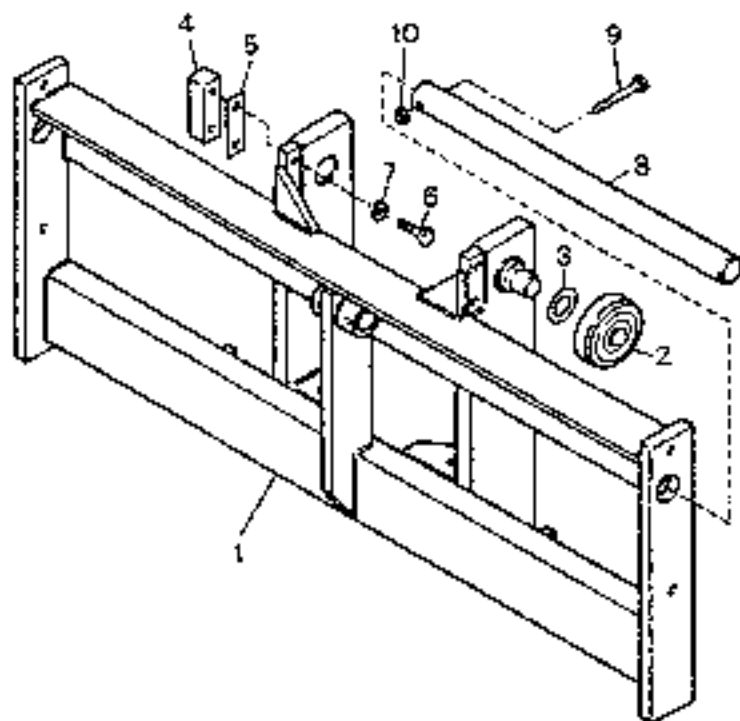
6000LB. 60IN. HOOK CARRIAGE FOR SIMPLEX MAST



6000LB. 60IN. HOOK CARRIAGE FOR SIMPLEX MAST

ITEM	COMM. NO.	DESCRIPTION	QTY	DIMENSIONS/NOTES
1	59388033	Carriage Assembly (6000lb.)	1	
2	59971275	-Roller Bearing	4	
3	59357632	-Roller Bearing	2	
4	58775545	-Lock Washer	2	
5	58775552	-Nut	2	

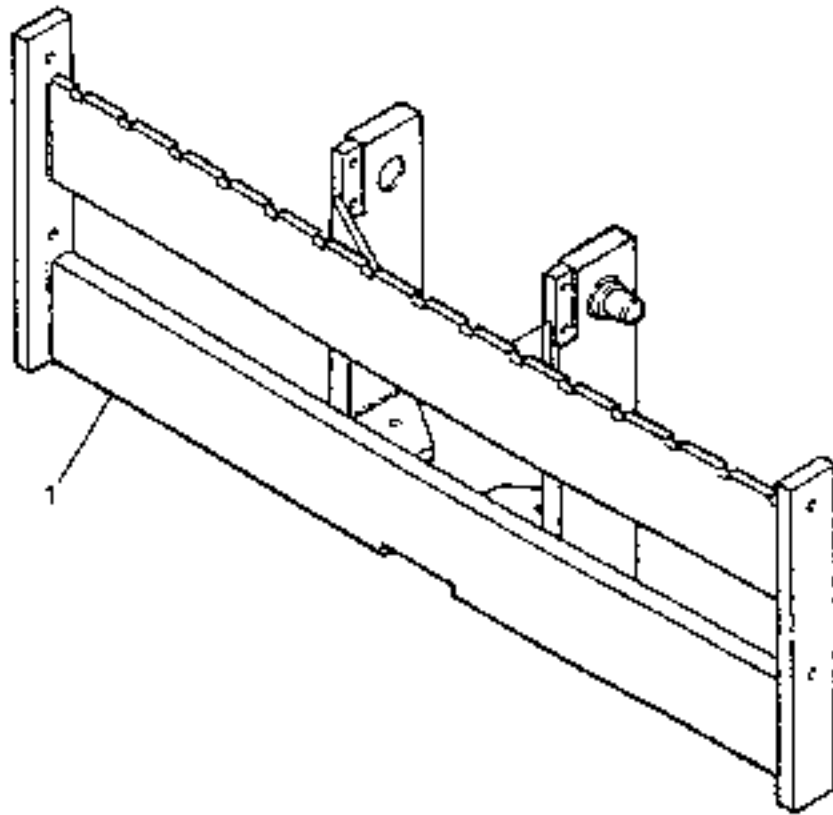
8000LB. 60FT. SHAFT CARRIAGE FOR SIMPLEX MAST



8000LB. 60FT. SHAFT CARRIAGE FOR SIMPLEX MAST

ITEM	COMM. NO.	DESCRIPTION	QTY	DIMENSIONS/NOTES
		BOM 8088033		
1	59388058	Carriage Assembly	1	
2	59971176	-Roller Bearing	4	
3	59357640	-Shim	4	
4	58774274	-Bearing Block Assembly	4	
5	58775560	-Shim	16	
6	58775578	-Cap Screw	8	
7	58775511	-Lock Washer	10	3/8
8	59380758	-Fork Shaft	2	
9	58775537	-Cap Screw	2	
10	58775529	-Nut	2	1/2-13

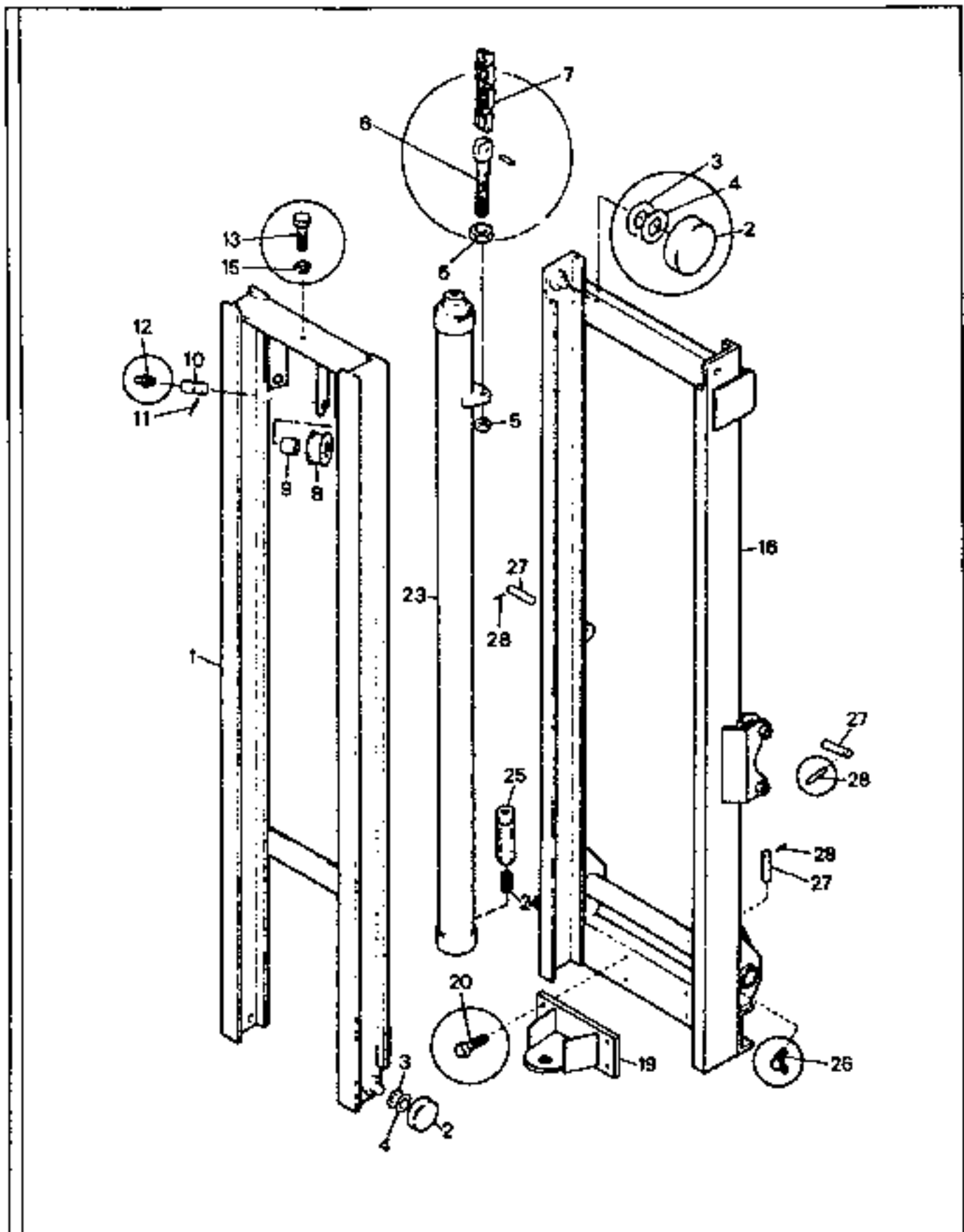
8000LB. 60IN. HOOK CARRIAGE FOR SIMPLEX MAST



8000LB. 60IN. HOOK CARRIAGE FOR SIMPLEX MAST

ITEM	COMM. NO.	DESCRIPTION	QTY	DIMENSIONS/NOTES
1	59388066	Carriage Assembly	1	

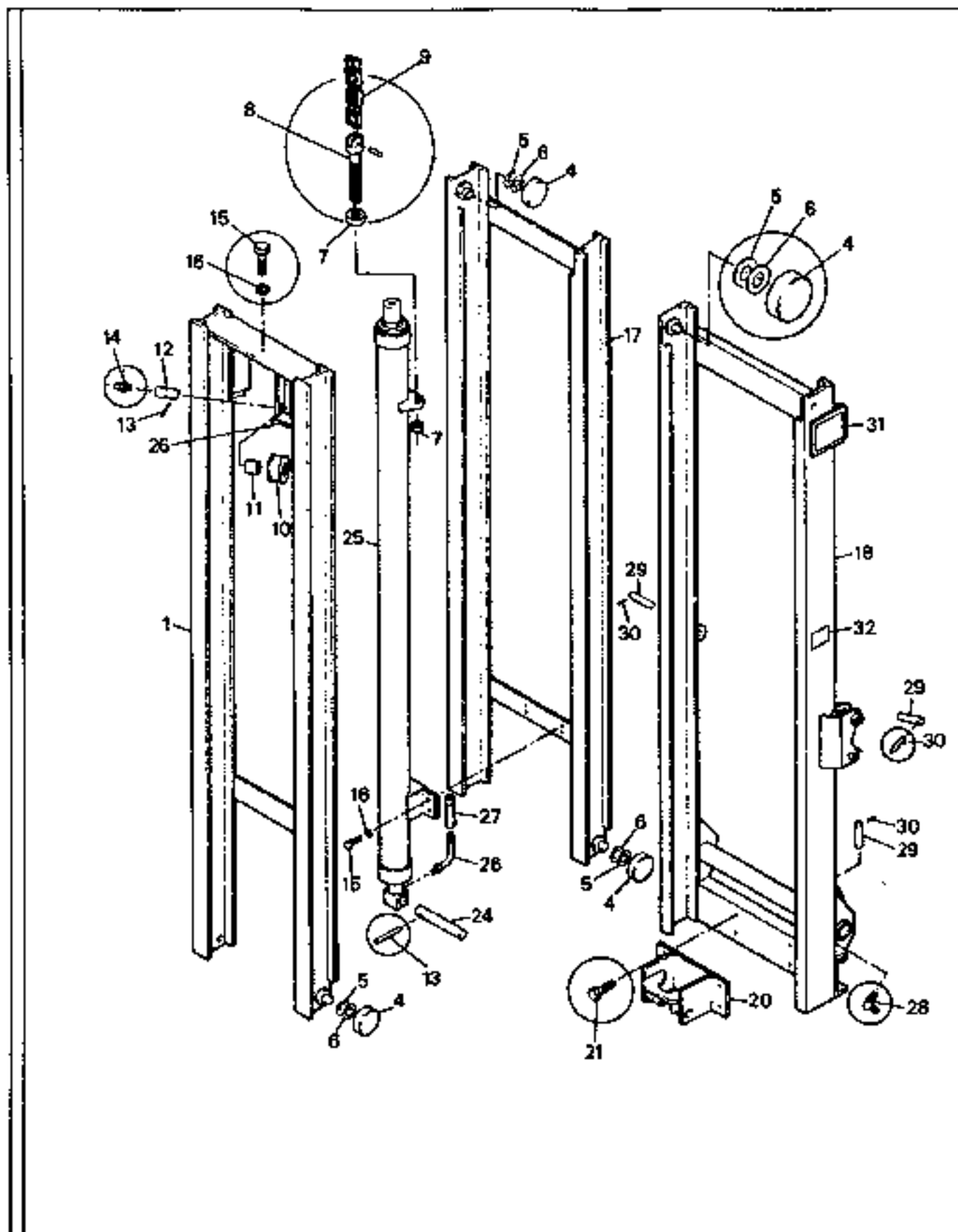
6000LB. 15FT. SIMPLEX MAST ASSEMBLY



6000LB. 15FT. SIMPLEX MAST ASSEMBLY

ITEM	COMM. NO.	DESCRIPTION	QTY	DIMENSIONS/NOTES
-	59968388	Mast Group	1	15 ft.
-	59485888	Mast Group (Extended Tilt)	1	15 ft.
1	58780412	-Inner Rail	1	
2	59971275	-Roller Bearing	4	
3	59407825	-Shim	A/R	
4	59407833	-Shim	A/R	
5	58780222	-Hex Nut	8	
6	59386565	-Chain Anchor	4	
7	58774266	-Chain	2	
-	59386573	-Chain Pin	2	
-	58780230	-Link Plate	2	
8	59376848	-Chain Roller Assembly (Includes Item 10)	2	
9	59971382	-Chain Roller Bearing	2	
10	59376830	-Chain Roller Pin	2	
11	58780248	-Spring Pin	2	
12	58780255	-Lube Fitting	1	
13	58780370	-Cap Screw	1	
14	58780420	-Cap Screw (Not Shown)	1	
15	58780271	-Lock Washer	2	
16	58780438	-Outer Rail	1	
17	58772880	-Wear Plate (Not Shown)	4	
18	58780446	-Stud (Not Shown)	2	
19	58780313	-Cylinder Bracket Assembly	1	
20	58780321	-Cap Screw	4	
21	58780453	-Lock Washer (Not Shown)	4	
22	58780347	-Hex Nut (Not Shown)	4	
23	58780461	-Hydraulic Cylinder Assembly	1	
24	59380048	-Pipe Nipple	1	
25	59386409	-Flow Regulator	1	15 GPM
26	58780479	-Lube Fitting	2	
27	59321273	-Tilt and Side Shift Cylinder Pin	3	
28	59321281	-Spiral Pin	3	
29	59386334	-Trademark Decal (Not Shown)	2	
30	58780396	-Decal (Not Shown)	2	15 ft.
31	58780404	-Guard Plate (Not Shown)	2	

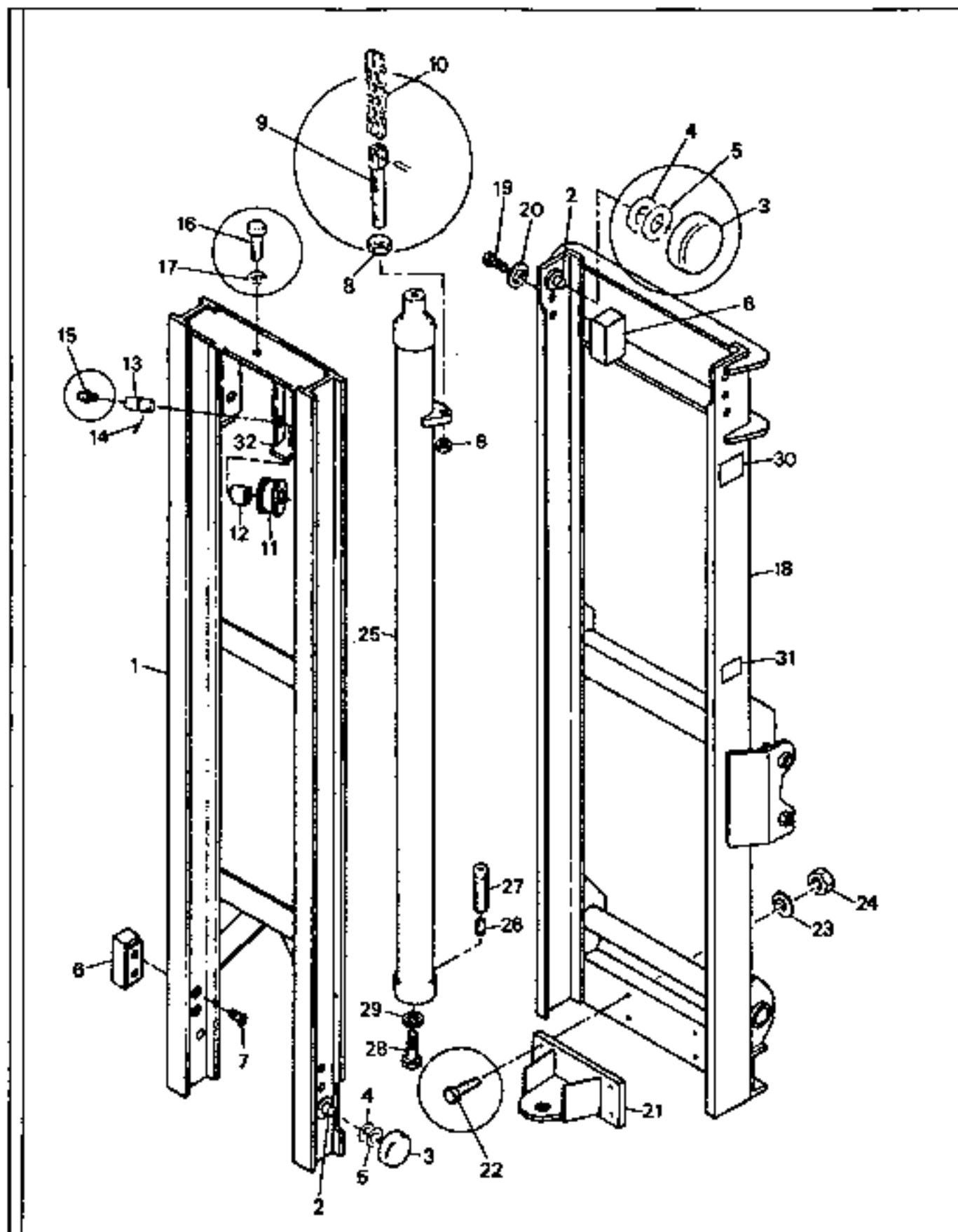
6000LB. 22FT. SIMPLEX MAST ASSEMBLY



6000LB. 22FT. STMPLEX MAST ASSEMBLY

ITEM	COMM. NO.	DESCRIPTION	QTY	DIMENSIONS/NOTES
-	58780487	Mast Group	1	22 ft.
-	59485870	Mast Group (Extended tilt)	1	22 ft.
1	58780495	-Inner Rail	1	
2	58772880	-Wear Rail (Not Shown)	4	
3	58780446	-Stud (Not Shown)	2	
4	59971275	-Roller Bearing	8	
5	59407825	-Shim	AR	
6	59407833	-Shim	AR	
7	58780222	-Hex Nut	8	
8	58774266	-Chain Anchor	4	
9	58784976	-Chain	1	
-	59386573	-Chain Pin	1	
-	58780230	-Link Plate	1	
10	59376848	-Chain Roller Assembly (Includes Item 12)	1	
11	59971382	-Chain Roller Bearing	2	
12	59376830	-Chain Roller Pin	2	
13	58780248	-Spring Pin	2	
14	58780255	-Lube Fitting	2	
15	58780370	-Cap Screw	5	
16	58780271	-Lock Washer	5	
17	58780503	-Middle Rail	1	
18	59484089	-Outer Rail	1	
19	58780446	-Stud (Not Shown)	2	
20	58780511	-Cylinder Bracket Assembly	1	
21	58780321	-Cap Screw	4	
22	58780453	-Lock Washer (Not Shown)	4	
23	58780347	-Hex Nut (Not Shown)	4	
24	58780529	-Cylinder Rod Pin	1	
25	58780537	-Hydraulic Cylinder Assembly	1	See Internal Breakdown
26	59380089	-Tube Assembly	1	
27	59386409	-Flow Regulator	1	15 GPM
28	58780479	-Lube Fitting	2	
29	59321273	-Tilt and Side Shift Cylinder	3	
30	59321281	-Spiral Pin	3	
31	58780545	-Trademark Decal	2	
32	58780552	-Decal	2	22'
33	58780560	-Guard Plate (Not shown)	2	

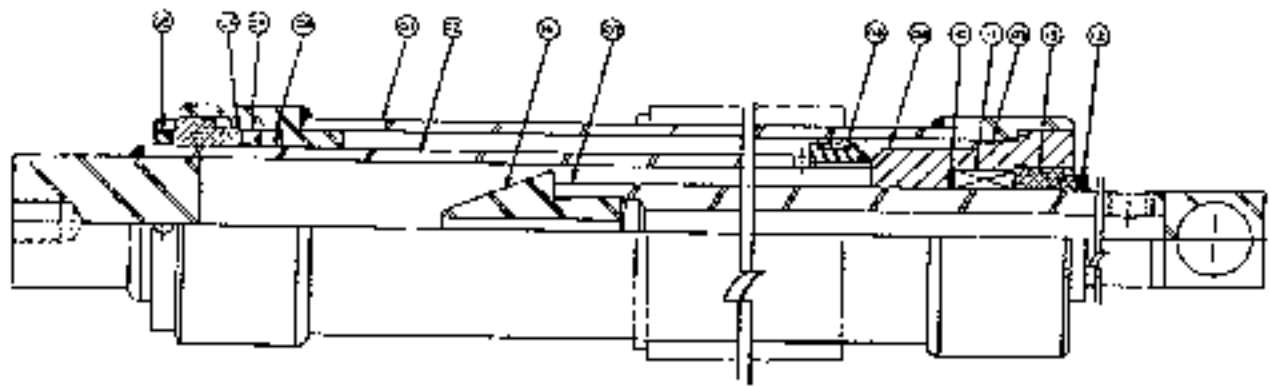
8000LB. 12.5FT. AND 15FT. SIMPLEX MAST ASSEMBLY



8000LB. 12.5FT. AND 15FT. SIMPLEX MAST ASSEMBLY

ITEM	COMM. NO.	DESCRIPTION	QTY	DIMENSIONS/NOTES
-	59353391	Mast Group	1	12.5 ft.
-	59377770	Mast Group	1	15 ft.
-	59485821	Mast Group(Extended Tilt)	1	15 ft.
1	58780206	-Inner Rail	1	12.5 ft.
-	58774258	-Inner Rail	1	15 ft.
2	58780214	-Roller Stud	2	15 ft.
3	59376855	-Roller Bearing	4	
4	59357640	-Shim	A/R	
5	59376863	-Shim	A/R	
6	59376871	-Bearing Block	4	
7	59376889	-Flat Head Screw	4	
8	58780222	-Hex Nut	8	
9	59386565	-Chain Anchor	4	
10	58845462	-Chain	2	12.5 ft.
-	58774266	-Chain	2	15 ft.
-	59386573	-Chain Pin	A/R	
-	58780230	-Link Plate	A/R	
11	59376848	-Chain Roller Assembly	2	
12	59971382	-Chain Roller Bearing	2	
13	59376830	-Roller Chain Pin	2	
14	58780248	-Spring Pin	2	
15	58780255	-Lube Fitting	2	
16	58780263	-Cap Screw	1	
17	58780271	-Lock Washer	1	
18	58780297	-Outer Rail	1	12.5 ft.
-	58780289	-Outer Rail	1	15 ft.
19	58780305	-Cap Screw	4	
20	58775511	-Lock Washer	4	
21	58780313	-Cylinder Bracket Assembly	1	
22	58780321	-Cap Screw	4	
23	58780339	-Lock Lock	4	
24	58780347	-Hex Nut	4	
25	58780354	-Hydraulic Cylinder Assembly	1	12.5 ft. See Breakdown
-	58780362	-Hydraulic Cylinder Assembly	1	15 ft. See Breakdown
26	59394718	-Pipe Nipple	1	
27	59386409	-Flow Regulator	1	15 GPM
28	58780370	-Cap Screw	1	
29	58780388	-Lock Washer	1	
30	59386334	-Trademark Decal	2	
31	59993360	-Decal	2	12 ft.
-		-Decal	2	15 ft.
32	58780404	-Guard Plate	2	

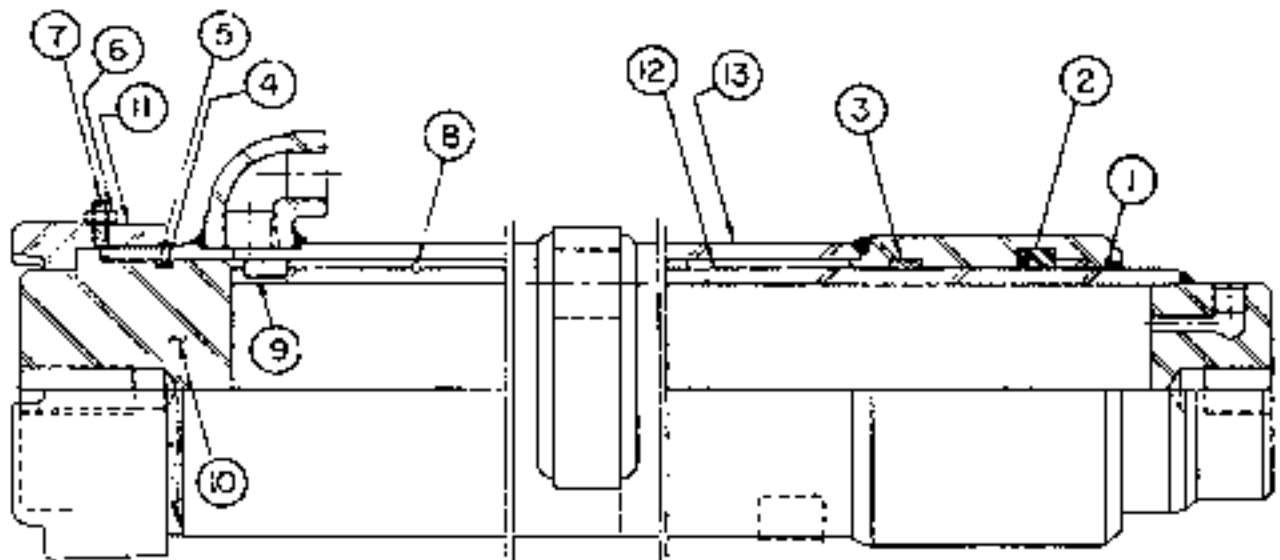
HYDRAULIC CYLINDER ASSEMBLY (58780537) - INTERNAL BREAKDOWN



HYDRAULIC CYLINDER ASSEMBLY (58780537) - INTERNAL BREAKDOWN

ITEM	COMM. NO.	DESCRIPTION	QTY	DIMENSIONS/NOTES
	59085829	Seal Kit(For Service Only)	1	
-	59085837	Tube Assembly (For Service Only)	1	
-	59394676	Rod Assembly (For Service Only)	1	
-	59085845	Rod Assembly (For Service Only)	1	
1	59085779	-Tube Assembly	1	
2	59085787	-Rod Assembly	1	
3	59971408	-Wear Ring	1	
4	59971440	-Seal, Poly Pak	1	
5	59971390	-Wiper Scraper	1	
6	59085795	-Packing Gland	1	
7	59085803	-Rod Assembly	1	
8	58922714	-Head	1	
9	59971069	-O-Ring	1	
10	58772716	-Wave Spring	1	
11	00272815	-Vcc Set	1	
12	59085811	-Wiper	1	
13	58768896	-Packing Gland	1	
14	58941022	-Stop	1	

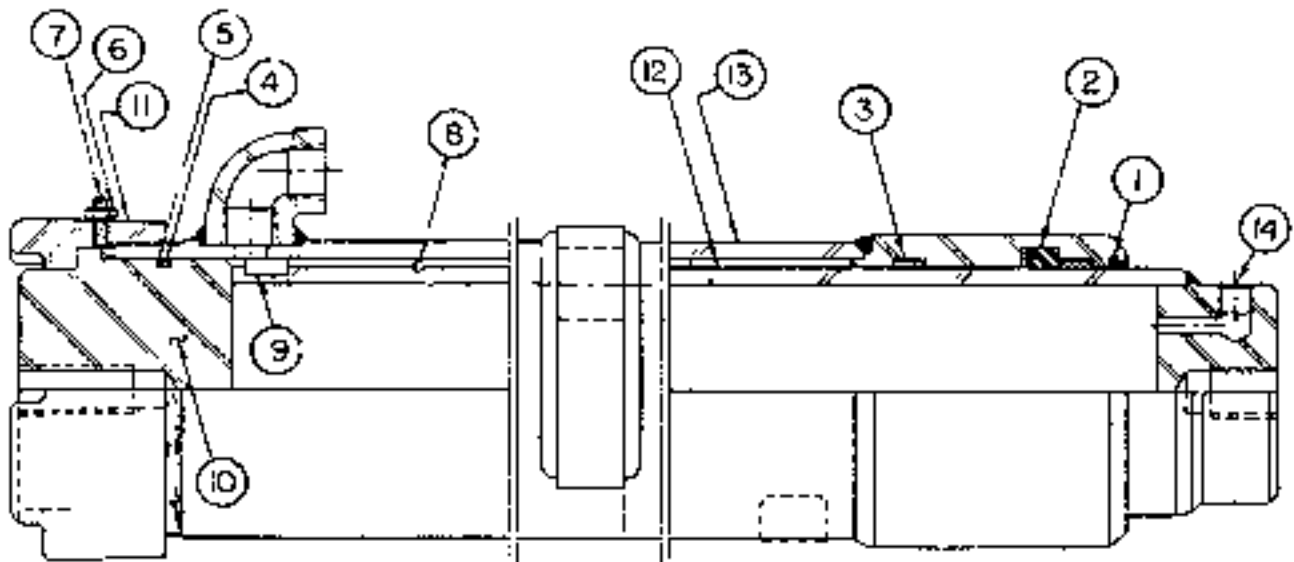
HYDRAULIC CYLINDER ASSEMBLY (58780362) - INTERNAL BREAKDOWN



HYDRAULIC CYLINDER ASSEMBLY (58780362) - INTERNAL BREAKDOWN

ITEM	COMM. NO.	DESCRIPTION	QTY	DIMENSIONS/NOTES
		<small>BOM</small>		
·	59085639	-Seal Kit	1	
1	59085647	-Wiper	1	
2	59085654	-O-Ring	1	
3	59085662	-Wear Ring	1	
4	59085670	-O-Ring	1	
5	59085688	-Back-Up Ring	1	
6	59085696	-Nut	1	
7	59085704	-Set Screw	1	
8	59085712	-Wire Ring	1	
9	59085720	-Piston	1	
10	59085738	-Bearing	1	
11	59085746	-Retainer	1	
12	59085753	-Rod Assembly	1	
13	59085761	-Tube Assembly	1	

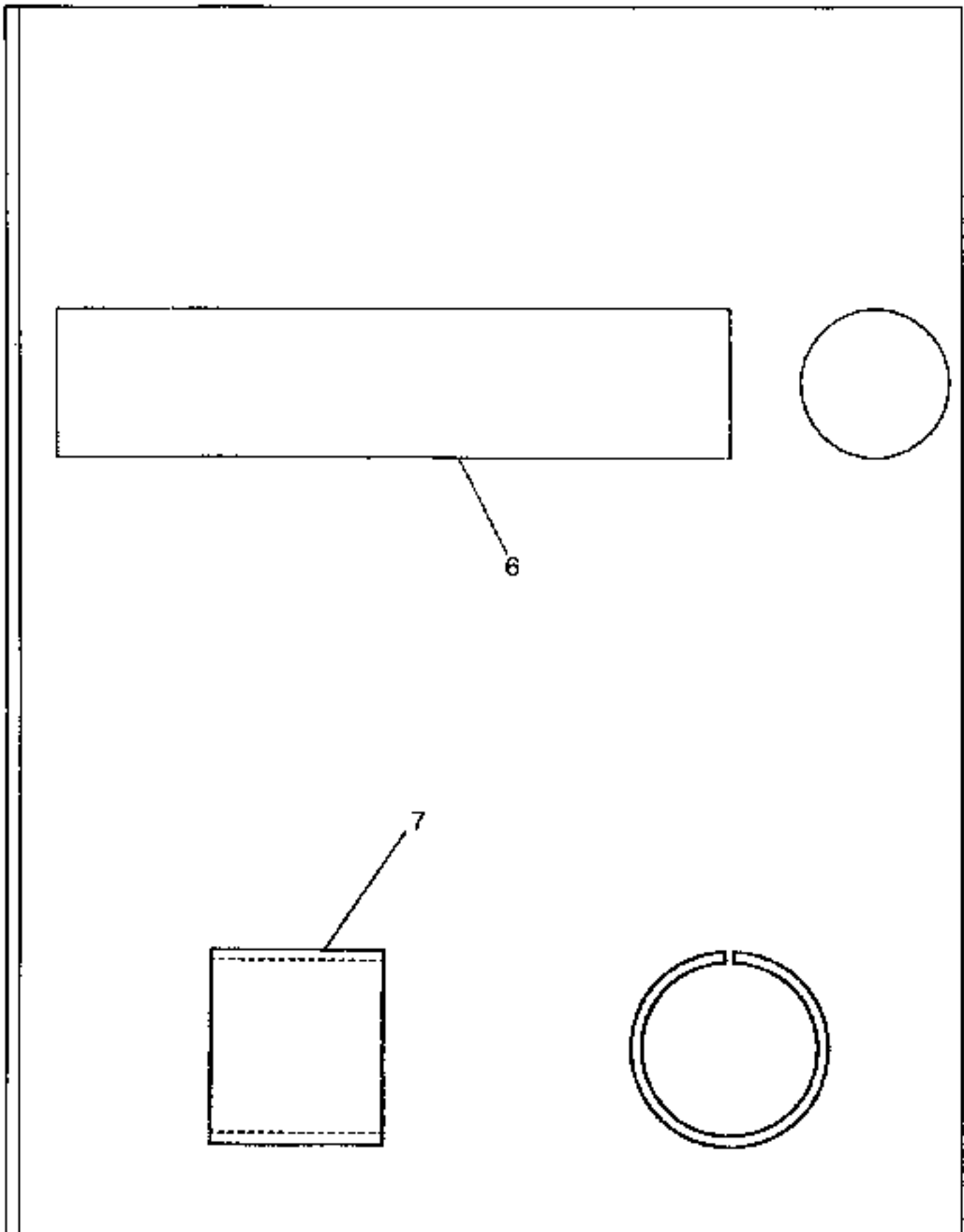
HYDRAULIC CYLINDER ASSEMBLY (58780354) INTERNAL BREAKDOWN



HYDRAULIC CYLINDER ASSEMBLY (58780354) - INTERNAL BREAKDOWN

ITEM	COMM. NO.	DESCRIPTION	QTY	DIMENSIONS/NOTES
1	59971325	-Wiper	1	
2	59971317	-Seal, Poly Pak	1	3.75 I.D.
3	59089193	-Ring, Bearing	1	
4	59971069	-O-Ring	1	
5	59971085	-Ring, Back-Up	1	
6	59355091	-Jam Nut,	1	.25-20
7	59341776	-Setscrew,	1	.25 - 20 x .5
8	59085613	-Ring, Retaining	1	
9	59971408	-Ring, Wear	1	
10	59085605	-Head	1	
11	59359935	-Flange Ring	1	
12	59089185	-Rod Weldment	1	
13	59089177	-Tube Weldment	1	
14	59085639	-Plug Socket HD	1	.25 NPT

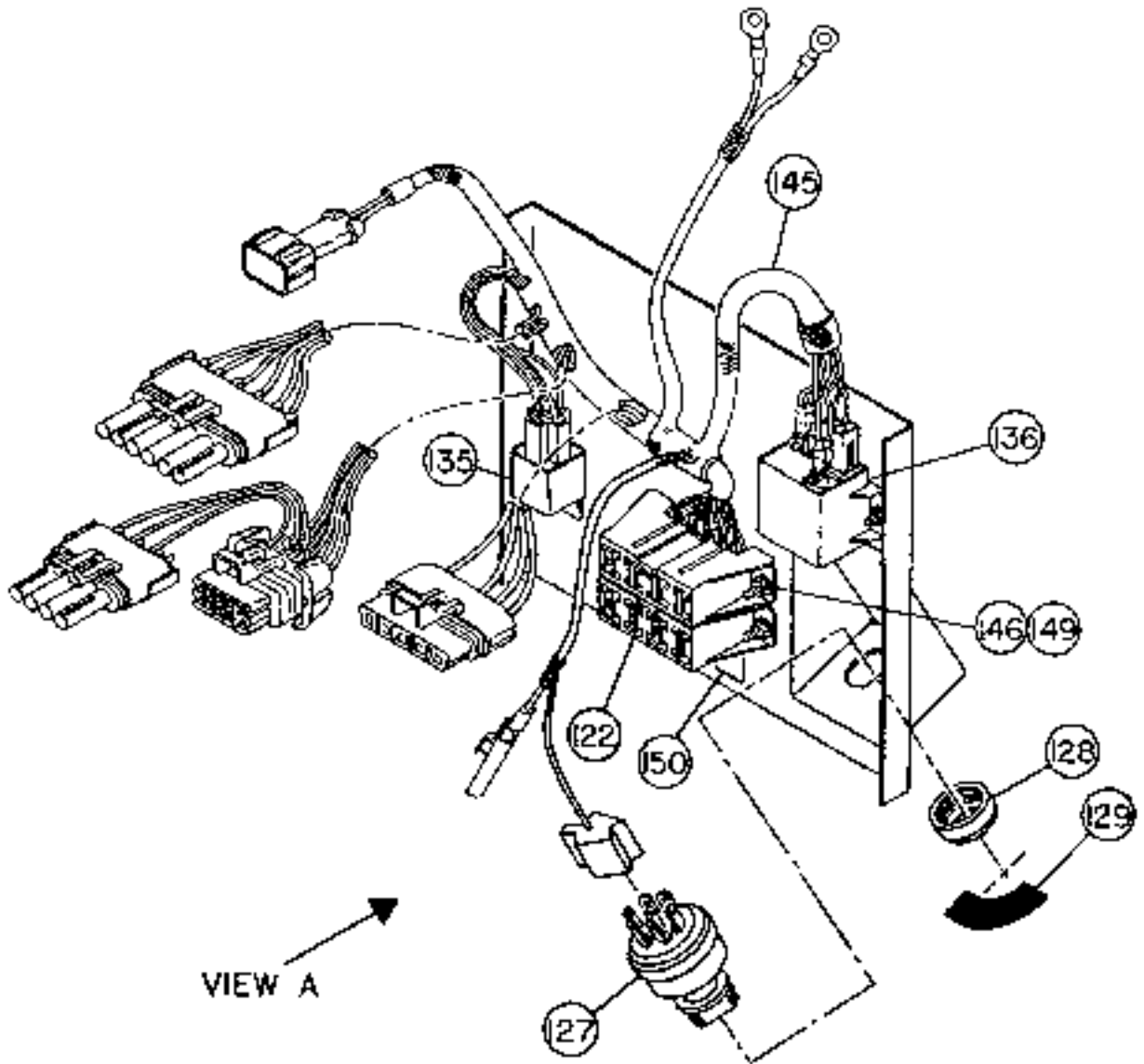
MAST PIVOT GROUP



MAST PIVOT GROUP

ITEM	COMM. NO.	DESCRIPTION	QTY	DIMENSIONS/NOTES
		<small>BOM 2881270</small>		
6	59325548	Pivot Shaft (705 Only)	1	2.0" Dia x 39.62"
-	59325530	Pivot Shaft	1	2.25" Dia. x 39.62"
7	59371583	Bushing (705 Only)	2	2.25" O.D. x 2.00" I.D. x 2.01"

CHASSIS ELECTRICAL - MAIN HARNESS (EFFECTIVE WITH S/N 151542)



CHASSIS ELECTRICAL - MAIN HARNESS (EFFECTIVE WITH S/N 151542)

ITEM	COMM. NO.	DESCRIPTION	QTY	DIMENSIONS/NOTES
		POST 5912663		
122	59325712	Fuse	5	
127	59126946	Ignition Switch	1	
-	58917261	-Ignition Key	1	
128	59126961	Nut, Ignition Switch	1	
129	59006205	Decal: Ignition Switch	1	
135	59818401	Relay	1	
136	59818393	Power Relay	1	
145	59127084	Power Harness	1	
146	95923421	Lock Nut	7	10-32
149	59480996	Lock Screw	7	10-32 x .75"
150	59087387	Decal: Fuse	1	

WORD INDEX

A

Air Cleaner and Exhaust Installation	C.8
Air Cleaner	C.8.3, M.1.3
Air Cleaner Assembly	C.8.7
Air Cleaner Primary Element	M.1.3
Air Cleaner Secondary Element	M.1.3
Air Stack Extension Tube	C.8.7
Alarm Relay, Back-Up	E.1.5
Alternator	C.1.3, C.2.3, E.3.5
Alternator Pan	C.2.3, E.3.5
Alternator Indicator Light	D.7.3, D.7.5
Alternator Installation	C.2
Axle and Tire Installation	B.1
Axle, 2WD Steering	B.1.7
Axle, 4WD Steering	B.1.13
Axles and Tires	Section B

B

Back-Up Alarm Relay	E.1.5
Battery Cable, Negative	E.2.5
Battery Cable, Positive	E.2.5
Block Forks 48" And 60" Carriages	A.1
Brake Lamp	E.6.3

C

Cab	I.1.3
Cap, Radiator	D.9.3
Chassis Electrical - Charging System	E.2
Chassis Electrical - Main Harness	E.1
Chassis Electrical Assembly- Cummins	E.3
Chassis Electrical Assembly- John Deere	E.4
Cold Start	C.10.3
Cold Start (Optional)	C.10
Console	D.3.3
Console and Controls	D.4
Console Installation	D.3
Counterbalance Valve, Hydraulic Oil Tank	H.1.3

D

Decal And Paint	Section G
Decals and Paint Installation (Effective with S/N 151542)	G.1
Decals and Paint Installation (Prior to S/N 151542)	G.2
Deck Installation	D.5
Defroster / Rear View Mirror / Rear Wiper (Optional)	D.11
Dome Light Installation	E.8
Domelight	D.12.3
Drain Cock	C.7.5
Drive Axle	B.1.3

D - Continued

Drive Axle (59005603)	16
Drive Plate Kit	C.1.5
Drive Shaft	C.6.5, C.6.7
Drive Shaft (59083261, 59083279, 59397802, and 59397810)	15
Drive Shaft (Drive Axle)	C.6.3
Drive Tire	B.1.3, B.1.5
Dual Wheel Kit	B.1.5

E

Electric F-N-R Selector	C.6.11
Electrical	Section E
Element, Air Cleaner Filter	C.8.9
Element, Air Cleaner Primary	M.1.3
Element, Air Cleaner Secondary	M.1.3
Element, Return Filter, Hydraulic Oil Tank	H.1.3
Engine	C.1.3
Engine Block Heater	C.11.3
Engine and Transmission	Section C
Engine Block Heater (Optional)	C.11
Engine Installation	C.1
Engine Mount	C.1.3, C.1.5
Engine Oil Filter	C.1.3, M.1.3
Engine Temperature Light	D.7.3, D.7.5
Extended Tilt Cylinder	H.1.11

F

Fan Belt	C.1.3
Fan Guard	C.7.3
Filter Element, Air Cleaner Primary	M.1.3
Filter Element, Air Cleaner Secondary	M.1.3
Filter Element, Engine Oil	C.1.3, M.1.3
Filter Element, Fuel	C.1.3
Filter, Hydraulic	M.1.3
Floormat	D.12.3
Floormat And Dome Light	D.12
FNR Control	C.6.9
Fork	A.2.3
Forks	A.2
Four-Spool Hydraulic Valve	D.4.5
Fuel Tank Installation	C.9
Fuel Cap	C.9.5
Fuel Cap, Hydraulic Oil Tank	H.1.3
Fuel Filter	C.1.3
Fuel Filter Element	C.1.3
Fuel Gauge	D.7.3, D.7.5, D.8.3
Fuel Sender	C.9.5
Fuel/Water Separator	M.1.3
Fuse	E.1.5

WORD INDEX

G		N	
Gauge Panel Lights Installation _____	E.7	Numeric Index _____	X.1
Gauge, Oil Pressure _____	D.8.3, D.8.5	O	
Gauge, Transmission Temperature _____	D.8.3, D.8.5	Oil Pressure Light _____	D.7.3, D.7.5
Gauge, Water _____	D.8.3, D.8.5	Oil, Sender _____	E.3.5
H		Operator's Station _____	Section D
Heater (Optional) _____	D.10	Optional Instrument Panel Installation _____	D.8
Hook Carriage Assembly _____	A.4	P	
Hook Carriage _____	A.4.3	Parking Brake Installation _____	B.3
Horn Installation _____	E.5	Platform / Sheet Metal Assembly _____	D.1
Hour Meter _____	D.7.3, D.7.5	Power Harness _____	E.1.5
Hourmeter _____	D.8.5	Power Relay _____	E.1.5
Hydraulic Filter _____	M.1.3	Primary Air Cleaner Element _____	M.1.3
Hydraulic Gear Pump _____	H.1.7	Primary Fuel Filter Element _____	C.1.3
Hydraulic Supply and Return Installation _____	H.1	R	
I		Radiator Installation _____	C.7
Ignition Key _____	D.7.5, D.8.5	Radiator Cap _____	D.9.5
Indicator Light _____	D.8.3, D.8.5	Rearview Mirror Kit _____	D.11.5
In-line Fuel Strainer _____	M.1.3	Relay, Back-Up Alarm _____	E.1.5
Instrument Panel Installation _____	D.7	Return Filter, Hydraulic Oil Tank _____	H.1.3
Internal Breakdowns _____	Section I	S	
K		Seat (58827189) _____	I.2
Kit, Maintenance Interval _____	M.1.3	Seat Support _____	D.2
Knob, Gear Shift _____	C.6.3, C.6.7	Secondary Element, Air Cleaner _____	M.1.3
L		Sender _____	E.3.5
Light s/ Road Light Installation _____	E.6, P.1	Sender, Oil _____	E.3.5
Load Backrest _____	A.5.3	Sender, Temperature _____	E.3.5
Load Bracket Installation _____	A.5	Sender, Water Temperature _____	E.3.5
Lower Radiator Hose _____	C.7.3	Shaft _____	A.3.3
M		Shaft Carriage Assembly _____	A.3
Magnetic Plug, Hydraulic Oil Tank _____	H.1.9	Side Shift Cylinder _____	H.1.11
Maintenance Interval Kit _____	M.1.3	Standard Instrument Panel Installation _____	D.7
Maintenance Interval Kits _____	M.1	Standard Tilt Cylinder _____	H.1.11
Manual Pouch Installation _____	D.6	Starter _____	E.3.5
Manuals _____	P.1.3	Starter Motor _____	C.1.3
Manuals _____	P.1.3	Starter Switch _____	D.8.5
Mast Pivot Installation _____	A.6	Starting Kit _____	C.10.3
Mast Pivot, Carriage, And Forks _____	Section A	Steel Cab (58883307) _____	I.1
Mechanical Brake Installation _____	B.2	Steer Drive Axle (59416669) _____	I.7
Motor, Starter _____	C.1.3	Steering Cylinder _____	B.1.9, B.1.15
Muffler _____	C.8.5	Steering Orbitrol w/Column _____	D.4.3
		Steering Valve _____	D.4.3
		Suction Fan _____	C.7.3
		Switch, Work Light _____	E.6.3

WORD INDEX

T

Temperature, Sender _____	E.3.5
Three-Spool Hydraulic Valve _____	D.4.5
Throttle Installation (Effective with S/N 162137) _____	C.3
Throttle Installation (Prior to S/N 162137) _____	C.4
Throttle Pedal Bracket Assembly _____	C.5
Tie Rod Assembly _____	B.1.9
Tilt Cylinder _____	H.1.11
Torque Converter _____	C.1.5
Torque Converter Dump Switch _____	C.6.11
Transmission _____	C.6
Transmission - 2WD (59413146) _____	1.3
Transmission - 4WD (59417097) _____	1.4
Transmission Breakdown (2WD) _____	C.6.3
Transmission Breakdown (4WD) _____	C.6.3
Transmission Filter _____	M.1.3
Transmission Lever (4 Speed Shift) _____	C.6.5, C.6.7

U

Upper Access Door (Console) _____	D.3.3
Upper Radiator Hose _____	C.7.5

V

Valve, Tire _____	B.1.3, B.1.5, B.1.11, B.1.13
Vandal Package (Optional) _____	D.9
Vandal Cover _____	D.9.3
Voltmeter _____	D.8.3, D.8.5

W

Water Temperature Sender _____	E.3.5
Wheel _____	B.1.3, B.1.5, H.1.11, B.1.13
Wiper Kit _____	D.11.5
Word Index _____	W.1
Work Light _____	H.6.3

NUMERICAL INDEX

COMM. NO.	PAGE NO.	COMM. NO.	PAGE NO.	COMM. NO.	PAGE NO.	COMM. NO.	PAGE NO.
00282897	C.1.3	51025583	16.11	58811282	C.1.3	58817156	E.2.3
10111061	E.2.3	51025609	16.11	58811290	D.1.5		E.2.5
	E.2.5	51025625	16.9	58811381	C.8.7	58817727	C.7.5
35304286	C.2.5	51025633	16.9	58811511	H.1.7	58817735	C.7.3
35308036	C.1.3	51025696	16.5		H.1.11	58825815	B.1.11
	M.1.3	51025708	16.5	58811522	H.1.7	58826470	G.2.5
35308648	C.1.3	51025721	16.5		H.1.11	58826652	B.1.11
50264866	C.2.5	51025732	16.5	58811518	H.1.7	58827106	B.1.7
50266707	C.8.3	58754433	C.10.3	58811555	H.1.9	58827122	C.7.5
50274299	C.7.3	58760901	M.1.3		H.1.11	58827130	D.1.5
	C.8.3	58762606	F.3.5	58811563	H.1.9	58827148	C.8.7
50821971	C.8.7	58762618	E.2.5		H.1.11	58827189	D.1.3
50938935	C.8.9	58771585	F.1.3	58811571	H.1.9	58827262	D.1.5
50938943	C.8.9	58771676	D.8.5	58811589	H.1.9	58827296	F.3.5
50938956	C.8.9	58781287	A.3.3	58811597	C.9.3		E.1.3
50938976	C.8.9		A.1.5	58811617	C.9.3	58827437	B.1.3
51015672	16.11	58781631	A.3.5	58811701	B.1.15	58827445	B.1.3
51015686	16.11		A.1.5	58811712	B.1.15	58827627	B.1.3
51015908	16.9	58782327	G.2.3	58811720	B.1.15	58827684	H.1.7
51021152	16.9	58782392	G.2.3	58811779	C.8.3		H.1.11
51023601	16.5	58788811	D.7.3		C.8.7	58827794	D.1.3
51023612	16.5		D.7.5	58811845	C.10.2	58827837	G.2.7
51023620	16.7	58788829	D.7.3	58811852	C.7.3	58827841	G.2.7
51023638	16.7		D.7.5	58811910	C.7.5	58827890	G.2.3
51023736	16.5	58788837	D.7.3	58811928	B.2.3	58827932	C.1.3
51025096	16.9		D.7.5		H.3.3		M.1.3
51025101	16.9	58788852	C.6.9	58812181	C.9.5	58827999	D.1.5
51025112	16.9		C.6.1	58812199	C.8.7	58828533	D.8.3
51025126	16.9	58788894	D.8.3	58813394	E.6.3		E.3.5
51025138	16.9		D.8.5	58813312	F.6.3		F.4.3
51025146	16.9	58802596	A.2.3	58813320	F.6.3	58835319	F.6.3
51025153	16.9	58807405	D.7.5	58813338	F.6.3	58835356	F.7.3
51025286	16.9		D.8.5	58813346	F.6.3	58835361	F.6.3
51025291	16.9	58808767	H.1.7	58814101	F.6.3	58835398	D.7.3
51025302	16.9	58808783	H.1.3	58814161	E.4.3		D.7.5
51025316	16.9	58808791	H.1.3	58814526	C.10.2		D.8.3
51025328	16.9	58811106	C.8.7	58814658	C.6.1		D.8.5
51025351	16.9	58811142	B.3.3	58814815	F.3.3	58841255	B.1.3
51025368	16.9	58811159	D.1.5		E.3.5	58841267	B.1.3
51025377	16.9		D.5.7		F.4.3	58841274	B.1.5
51025542	16.11	58811167	D.1.5	58817115	F.2.5	58841289	B.1.3
51025589	16.11	58811175	C.7.3	58817127	E.4.3	58841297	B.1.3
51025667	16.11	58811183	D.1.5	58817149	E.4.3	58841305	B.1.3

NUMERICAL INDEX

COMM. NO.	PAGE NO.	COMM. NO.	PAGE NO.	COMM. NO.	PAGE NO.	COMM. NO.	PAGE NO.
58841313	B.1.3	58841374	17.13	58845881	12.3	58856683	B.1.7
58841321	B.1.3	58841382	17.13	58845892	12.3	58856691	B.1.7
58841339	B.1.5	58841390	17.3	58845900	12.3	58856711	D.1.3
58841362	B.1.11		17.7	58845918	12.3	58856758	D.1.3
58841388	B.1.11	58841408	17.3	58845926	12.3	58856766	D.1.3
58841396	B.1.13		17.7	58845934	12.3	58856774	D.1.3
58841610	B.1.11	58841416	17.7	58845942	12.3	58856782	D.1.3
58841628	B.1.11	58841424	17.7	58845959	12.3	58856790	D.1.3
58841644	C.8.7	58841432	17.7	58845967	12.3	58857093	H.1.3
58841669	C.9.3	58841440	17.9	58845975	12.3	58858564	D.1.3
58841756	H.1.7	58841457	17.9	58845983	12.3	58871286	F.6.3
58841818	D.1.5	58841465	17.13	58845991	12.3	58871393	E.6.3
58841842	B.1.7	58841473	17.11	58846098	A.4.3	58871403	12.3
58841875	B.1.9	58841481	17.11	58846528	A.1.3	58871413	12.3
58841883	B.1.9	58841499	17.11	58846759	B.1.11	58871421	12.3
58841891	B.1.7	58841515	17.11	58846767	B.1.11	58871439	12.3
58841966	D.1.5	58845355	13.3	58847351	A.5.3	58871447	12.3
	C.12.3		14.3	58847369	A.5.3	58871454	12.3
58842014	C.12.3	58845363	13.7	58847377	A.5.3	58871462	12.3
58842055	C.11.3		14.5	58847385	A.5.3	58871470	12.3
58842095	A.3.3	58845405	16.7	58847419	A.5.3	58871488	12.3
58842103	A.3.3	58845413	16.7	58847427	A.5.3	58871496	12.3
58842111	A.4.3	58845417	16.3	58847716	A.3.3	58871504	12.3
58842129	A.4.3	58845678	C.1.5	58847724	A.3.3	58871512	12.3
58842137	A.3.3	58845686	C.1.5	58847898	B.1.7	58871520	12.3
58842145	A.3.3	58845694	C.1.5	58847906	B.1.7	58871538	12.3
58842152	A.4.3	58845702	C.1.5	58848094	F.3.5	58871546	12.3
58842160	A.3.3	58845710	C.1.5		F.4.3	58871553	H.1.3
58842178	A.3.3	58845728	B.1.9	58848904	C.8.5	58871561	B.3.3
58842186	A.4.3	58845736	B.1.9	58850691	F.7.3	58871579	B.3.3
58842194	A.4.3	58845744	C.1.3	58850702	C.7.5	58871595	B.1.9
58842202	A.4.3	58845751	C.1.3	58850710	C.7.5	58871603	B.1.9
58842210	A.3.3	58845769	C.1.3	58850741	F.7.3	58871611	B.1.9
58842228	A.5.3	58845785	E.6.7	58850777	B.2.3	58871629	B.1.9
58842236	A.3.3	58845793	E.6.7	58850793	H.1.7	58871694	15.3
58844267	17.3	58845801	E.6.7	58850868	E.4.3	58871702	15.3
58844275	17.3	58845819	F.6.3	58850876	C.9.3	58871710	15.3
58844283	17.3	58845827	12.3	58850926	F.6.3	58871736	15.3
58844291	17.3	58845835	12.3	58850934	E.6.3	58871744	15.3
58844309	17.3	58845843	12.3	58850959	F.6.3	58871751	H.1.3
58844317	17.3	58845850	12.3	58850991	B.3.3	58878900	F.3.5
58844358	17.9	58845868	12.3		E.6.5	58882309	A.1.3
58844366	17.9	58845876	12.3	58851320	B.3.3	58883111	D.9.3

NUMERICAL INDEX

COMM. NO.	PAGE NO.	COMM. NO.	PAGE NO.	COMM. NO.	PAGE NO.	COMM. NO.	PAGE NO.
58883257	D.11.5	58926973	C.9.3	58969197	D.11.5	58972977	H.1.3
58883273	D.12.3	58935891	E.3.5	58969205	D.11.5	58972985	C.9.5
	E.8.3		F.1.3	58969213	D.12.3	58972993	C.9.3
58883576	D.7.5	58940681	B.1.1	58969221	D.12.3	58978172	G.2
	D.8.5	58940131	B.1.3	58969239	I.1.3	58989030	A.3.5
58883596	D.9.3	58941102	M.1.3	58969247	I.1.3	58996349	D.7.5
58883816	G.1.3	58948131	C.6.1	58969254	I.1.3		D.8.5
	G.2.3	58952896	G.2.5	58969262	I.1.3	59000296	D.3.3
58883828	G.1.3	58961376	C.9.5	58969270	I.1.3	59001487	D.3.3
	G.2.3	58961118	H.1.11	58969288	I.1.3	59001560	D.1.3
58883901	D.9.3	58961175	D.1.3	58969296	I.1.3	59001578	C.6.9
58883931	D.4.3	58961509	D.1.3	58969304	I.1.3		C.6.11
58883943	D.4.3	58962188	A.3.5	58969312	I.1.3	59001586	C.6.11
58883961	D.10.3	58963576	D.1.5	58969320	I.1.3	59001887	G.2.3
58883957	D.11.5	58963596	D.1.3	58969338	I.1.3	59001895	A.4.3
58884126	C.9.5	58963703	G.1.3	58969346	I.1.3	59001903	A.1.7
58890181	A.3.3		G.1.5	58969354	I.1.3	5900191	A.1.3
	A.4.5		G.2.5	58969361	I.1.3	59001929	A.3.3
58890492	A.3.3	58964362	G.1.3	58969379	I.1.3	59004937	A.3.3
	A.4.5		G.1.5	58969387	I.1.3	59001945	A.3.3
58890518	A.3.5		G.2.5	58969403	I.1.3	59001952	A.4.3
58890526	A.3.5	58965377	F.2.3	58969411	I.1.3	59004960	A.4.5
58890531	A.3.5	58965492	C.1.3	58969437	I.1.3	59004978	A.1.5
58890542	A.3.5		C.2.3	58969445	I.1.3	59004986	A.3.3
58890559	A.3.5	58965526	G.1.3	58969452	I.1.3	59004994	A.3.3
58890567	A.3.5	58965583	G.1.3	58969460	I.1.3	59005009	A.3.3
58891062	A.3.5	58965909	G.1.3	58969478	I.1.3	59005379	H.1.7
	A.4.5	58965617	G.1.3	58969486	I.1.3	59005387	H.1.9
58891666	A.3.3	58969007	D.12.3	58969494	I.1.3	59005603	B.1.3
	A.4.5	58969015	D.12.3	58969502	I.1.3	59006205	F.1.3
58898115	C.1.3	58969023	D.11.5	58969510	I.1.3	59010173	D.1.5
58898123	C.1.3	58969031	D.11.5	58969528	I.1.3		G.1.7
58899709	A.4.3	58969049	D.11.5	58969536	I.1.3	59012781	G.1.7
58899717	A.4.3	58969056	D.11.5	58969544	I.1.3		G.1.5
58899725	A.4.3	58969098	D.11.5	58969551	I.1.3	59020008	G.1.7
58899741	A.5.3	58969106	D.11.5	58969569	I.1.3	59020040	G.1.7
58899758	A.5.3	58969114	D.11.5	58969577	I.1.3	59041806	C.2.3
58899873	B.1.3	58969122	D.11.5	58969585	I.1.3		E.3.5
58899881	B.1.3	58969130	D.11.5	58969593	E.6.3	59041814	C.2.3
58900	A.2.3	58969148	D.11.5	58969601	F.6.3		F.3.5
58900143	A.3.3	58969155	D.11.5	58969619	D.12.3	59046607	I.1.3
58917261	E.1.3	58969171	D.11.5	58972936	C.4.3	59049938	D.7.5
58922188	A.4.5	58969189	D.11.5	58972969	F.1.3	59048959	G.1.7

NUMERICAL INDEX

COMM. NO.	PAGE NO.	COMM. NO.	PAGE NO.	COMM. NO.	PAGE NO.	COMM. NO.	PAGE NO.
59019122	C.9.3	59088765	1.6.7	59117259	B.1.3	59131676	D.9.3
59050861	G.1.3	59088773	1.6.7	59117311	C.3.3	59139201	D.1.3
59050872	G.1.3	59088781	1.6.7		C.4.3		D.2.3
59050898	G.1.5	59088790	1.6.7	59118521	C.1.3	59139220	D.1.3
5905151	G.1.3	59088807	1.6.7	59119776	D.10.3		D.2.3
59059758	C.8.7	59088815	1.6.7	59120711	C.1.3	59139238	C.8.3
59071217	C.6.9	59088823	1.6.7	59120915	C.1.3	59139923	C.7.3
59072219	L.1.3	59088831	1.6.7	59121772	C.10.3	59141139	C.8.3
59072330	L.1.3	59088849	1.6.7	59124479	C.4.3	59141147	C.8.3
59072736	L.1.3	59088856	1.6.9	59124560	E.3.5	59148270	C.8.3
59075762	C.8.3	59088864	1.6.9		E.3.5	59148288	C.8.3
59076900	C.6.3	59088872	1.6.11	59125005	L.1.3	59151522	D.1.3
59076018	C.6.3	59088880	1.6.11	59125613	L.1.3	59153379	D.6.3
59076149	C.6.3	59088898	1.6.11	59125658	D.10.3		G.1.7
59081280	D.7.3	59088906	1.6.3	59125682	D.7.3	59155119	C.8.3
	D.7.5	59088914	1.6.3		E.7.5		M.1.3
	D.8.5	59088922	1.6.3	59125990	D.8.3	59155127	C.8.3
59081113	G.1.3	59088930	1.6.9		E.7.3		M.1.3
59081121	G.1.3	59088948	1.6.9	59126920	D.7.3	59156521	C.6.3
59081261	C.6.3	59088955	1.6.9		D.8.5	59159681	C.7.3
59081279	C.6.3	59088963	11.7	59126938	D.8.3	59160002	G.1.7
59081295	C.6.3		11.9	59126946	E.1.3		G.1.5
59081303	C.1.5	59088971	11.7	59126961	E.1.5	59165001	D.7.3
59081363	C.1.5		11.9	59127076	D.3.3	59165498	B.1.7
59081394	D.7.5	59090217	B.1.3	59127084	E.1.3		B.1.9
59085456	C.6.9	59091930	D.10.3		E.1.5	59170548	11.7
59086587	G.1.3	59091955	D.1.5	59128447	D.1.3	59176505	C.1.5
59086629	G.1.3		D.5.3		D.2.3	59177287	E.5.3
59086677	G.1.3	59091963	D.1.5	59128454	D.1.3	59177295	E.5.3
59086959	G.1.3		D.5.3	59128462	C.8.5	59179212	B.1.9
59087189	E.2.3	59091971	C.6.3	59128479	C.8.5	59186910	G.1.5
	E.2.5	59091980	C.6.3	59128490	D.4.3	59200758	E.5.3
59087379	G.1.3	59091988	B.2.3	59129155	C.6.9	59200766	E.5.3
59087387	E.1.3	59091980	C.9.3	59129163	C.6.3	59202906	D.1.5
59087551	G.1.3	59091992	M.1.3		C.6.9	59208991	H.1.7
59087569	G.1.3	59107946	M.1.3	59129171	C.7.3	59209015	H.1.7
59088640	1.6.5	59107953	M.1.3	59129601	C.4.3	59209023	11.3
59088708	1.6.5	59109405	D.7.3	59130278	C.8.3	59209619	A.1.3
59088716	1.6.5		D.7.5	59130286	C.8.3	59209643	D.1.3
59088724	1.6.5	59109462	C.1.3	59132084	G.1.3	59210018	E.6.3
59088732	1.6.5	59113415	C.7.3	59132118	G.1.3	59219204	D.9.3
59088740	1.6.5	59114207	C.5.3	59132852	C.8.3	59219238	D.9.3
59088757	1.6.5	59117010	C.1.3	59132904	C.8.3	59231065	E.6.3

NUMERICAL INDEX

COMM. NO.	PAGE NO.	COMM. NO.	PAGE NO.	COMM. NO.	PAGE NO.	COMM. NO.	PAGE NO.
59231076	F.7.3	59311902	B...5	59329656	H.2.3	59361224	C.6.5
59235091	C.3.3	59311910	B...5	59329672	B.1.3		C.6.7
59235051	C.3.3	59311969	B.1.1	59329920	B...3	59365130	F.2.5
59243568	G.1.3	59311977	B.1.1		B...5	5936697	C.10.3
59246728	D.9.3	59312850	B.2.3		H...13	59371583	A.6.3
59246769	B.1.5	59312868	C.8.3	59331931	C.7.5		A.7.3
59248128	D.3.3	59312881	B.1.5	59332186	B.1.9	59371997	A.2.1
59249888	M.1.3	59312892	B.1.5		B.1.15	59371165	C.3.3
59251520	C...3	59312934	B.1.5	59338673	H.1.3		C.4.3
59251611	E.3.3	59312967	G.1.3	59339879	B.1.13	59371207	A.2.7
59302551	F.3.5	59313015	B.1.3	59340117	C.6.3	59371215	A.2.3
	E.4.3	59322297	C.1.3		C.6.5	59371261	A.2.3
59302950	C.8.7	59324392	C.9.5		C.6.7	59371272	A.2.1
59306241	B.1.9	59325530	A.6.3		D.1.5	59371280	A.2.7
59306258	B.1.9		A.7.3	59340197	B...3	59371298	A...3
59306271	B.1.7	59325548	A.6.3	59341192	G.2.3		A.2.7
59306321	G.2.3		A.7.3	59346137	C.8.9	59371311	A.2.3
59306340	G.2.3	59325696	D.7.3	59347575	B...13	59371322	A.2.3
59306357	G.1.3		E.7.3	59347583	B...13	59374330	A.2.3
59306365	G.1.3	59325712	D.10.3	59352176	C.10.3	59377611	D.1.5
	G.2.5		F...3	59352512	C.10.3	59377622	D.1.5
59307017	C.8.5		F...5	59352699	C.11.2	59377630	D.4.5
	C.8.7	59325720	F.6.3	59349808	C.1.5	59377648	C.6.5
59307033	B.2.3	59326728	G.2.3	59349832	B...13		C.6.7
59309104	C.1.3	59327429	E.2.5	59359174	C.6.3	59377655	C.6.7
59309484	B.1.7	59327825	L.2.3		C.6.5	59377667	D.4.5
59309880	B.1.7		F.2.5		C.6.7	59381210	16.5
59309898	B.1.9	59327833	D.4.5	59362319	G.2.3	59381244	16.5
59309922	B.1.7	59327841	C.8.5	59362327	C.8.7	59381319	16.5
59309948	B.1.9		C.8.7	59362400	C.6.7	59381327	16.5
59309955	B.1.9		D.1.3	59362431	C.6.7	59381381	16.7
59309971	B.3.3		D.1.5	59362855	C.6.7	59381400	16.7
59309989	B.1.7	59327866	B.2.3	59362897	C.6.3	59381418	16.7
59309997	B.1.7		F.1.3		C.6.5	59381483	16.7
59311621	C.8.3	59327882	B.1.1		C.6.7	59381509	16.7
	C.8.7		B.1.3	59362905	C.6.3	59381517	16.7
59311670	C.8.7	59327890	B.1.3		C.6.5	59381525	16.7
59311712	B.2.3		B.1.7		C.6.7	59381532	16.7
59311738	B.3.3		B.3.3	59362939	C.6.7	59381541	16.7
59311746	B.2.3		D.1.7	59362947	C.6.7	59381558	16.7
59311761	B.1.3	59327916	C.6.3	59363259	C.7.5	59381566	16.7
59311799	B.1.3		C.6.5		C.9.3	59381582	16.7
59311894	B...5		C.6.7			59381590	16.7

NUMERICAL INDEX

COMM. NO.	PAGE NO.	COMM. NO.	PAGE NO.	COMM. NO.	PAGE NO.	COMM. NO.	PAGE NO.
5938 608	1.6.7	59382168	1.6.9	59399782	1.7.3	59403063	1.7.9
5938 616	1.6.7	59382176	1.6.9	59399790	1.7.3	59403071	1.7.9
5938 624	1.6.7	59382184	1.6.9	59399808	1.7.3	59403113	1.7.9
5938 632	1.6.7	59382192	1.6.9	59399821	1.7.3	59403121	1.7.9
5938 640	1.6.7	59382323	1.6.5	59399832	1.7.3	59403139	1.7.9
5938 657	1.6.7	59382349	1.6.9	59399857	1.7.3	59403147	1.7.9
5938 665	1.6.7	59385022	C 4.3	59399865	1.7.3	59403154	1.7.9
5938 707	1.6.7	59388512	A 4.3	59399881	1.7.5	59403162	1.7.9
5938 715	1.6.7	59392126	C 7.5	59399899	1.7.5	59403170	1.7.9
5938 723	1.6.7	59392738	B 1.3	59399907	1.7.5	59403188	1.7.9
5938 756	1.6.9	59392779	B 1.3	59399915	1.7.5	59403196	1.7.9
5938 764	1.6.9	59392795	D 10.2	59399923	1.7.5	59403204	1.7.9
5938 772	1.6.9	59394288	C 8.7	59399931	1.7.5	59403212	1.7.9
5938 780	1.6.11	59395638	D 1.5	59399949	1.7.5	59403220	1.7.9
5938 798	1.6.11	59395646	D 1.5	59399956	1.7.5	59403238	1.7.9
5938 806	1.6.11	59395655	H 1.7	59399964	1.7.5	59403246	1.7.9
5938 814	1.6.11	59395687	C 1.3	59399972	1.7.7	59403253	1.7.9
5938 822	1.6.11	59397802	C 6.7	59399980	1.7.7	59403261	1.7.9
5938 830	1.6.11	59397810	C 6.5	59399998	1.7.7	59403279	1.7.9
5938 848	1.6.11		C 6.7	59401232	C 10.3	59403295	1.7.9
5938 855	1.6.11	59398925	C 10.3	59402503	C 9.5	59403303	1.7.13
5938 863	1.6.11	59399519	1.7.3		H 1.3	59403311	1.7.13
5938 871	1.6.11	59399543	1.7.3	59402800	1.7.7	59403329	1.7.13
5938 889	1.6.11	59399576	1.7.3	59402818	1.7.7	59403337	1.7.13
5938 897	1.6.11	59399592	1.7.3	59402826	1.7.7	59403345	1.7.13
5938 905	1.6.11	59399600	1.7.3	59402834	1.7.7	59403352	1.7.13
5938 913	1.6.11	59399618	1.7.3	59402842	1.7.7	59403378	1.7.13
5938 921	1.6.11	59399626	1.7.3	59402859	1.7.7	59403394	1.7.13
5938 962	1.6.11	59399634	1.7.3	59402867	1.7.7	59403402	1.7.13
5938 970	1.6.11	59399642	1.7.3	59402875	1.7.7	59403410	1.7.13
5938 996	1.6.3	59399659	1.7.3	59402883	1.7.7	59403428	1.7.13
59382002	1.6.3	59399667	1.7.3	59402891	1.7.7	59403436	1.7.13
59382010	1.6.3	59399675	1.7.3	59402909	1.7.7	59403444	1.7.13
59382028	1.6.3	59399683	1.7.3	59402917	1.7.7	59403451	1.7.13
59382036	1.6.3	59399691	1.7.3	59402925	1.7.7	59403469	1.7.13
59382044	1.6.3	59399709	1.7.3	59402933	1.7.7	59403477	1.7.13
59382069	1.6.3	59399717	1.7.3	59402966	1.7.7	59403485	1.7.13
59382101	1.6.9	59399725	1.7.3	59402982	1.7.9	59403493	1.7.13
59382119	1.6.9	59399733	1.7.3	59402990	1.7.9	59403501	1.7.13
59382127	1.6.9	59399741	1.7.3	59403006	1.7.9	59403519	1.7.13
59382135	1.6.9	59399758	1.7.3	59403039	1.7.9	59403527	1.7.13
59382143	1.6.9	59399766	1.7.3	59403048	1.7.9	59403535	1.7.13
59382150	1.6.9	59399774	1.7.3	59403055	1.7.9	59403543	1.7.13

NUMERICAL INDEX

COMM. NO.	PAGE NO.	COMM. NO.	PAGE NO.	COMM. NO.	PAGE NO.	COMM. NO.	PAGE NO.
59403556	1.7.15	59413104	C.7.3	59417170	D.4.5	59420455	13.3
59403568	1.7.15	59413112	C.7.3	59417216	H.1.7		14.3
59403576	1.7.15	59413146	C.6.5	59417329	B.2.3	59420463	13.3
59403584	1.7.15	59413195	D.1.3		B.3.3		14.3
59403592	1.7.15	59413211	C.8.3		L.1.3	5942047	13.3
59403600	1.7.15	59413237	H.1.11	59417352	C.6.5		14.3
59403618	1.7.15	59413336	B.1.3		C.6.7	59420489	13.3
59403626	1.7.15	59413708	C.8.3	59417360	C.6.5		14.3
59403634	1.7.15	59413716	H.1.3		C.6.7	59420497	13.3
59403642	1.7.15	59413757	C.1.5	59417493	D.7.3	59420505	13.3
59403659	1.7.15	59413815	D.1.3		D.7.5	59420513	13.3
59403667	1.7.15	59413856	C.7.5		D.8.5		14.3
59403675	1.7.15	59413864	C.7.5	59417519	D.3.3	59420521	13.3
59403683	1.7.15	59414011	B.2.3	59417527	D.3.3		14.3
59403691	1.7.15	59414029	B.2.3	59417626	L.7.3	59420539	13.3
59403709	1.7.15	59414037	B.2.3	59417634	C.8.7		14.3
59403717	1.7.15	59414045	B.2.3	59417659	C.1.3	59420547	13.3
59403725	1.7.15	59414078	B.3.3	59417667	C.8.7		14.3
59403733	1.7.15	59414201	H.1.7	59417675	C.8.7	59420554	13.3
59403741	1.7.15	59414219	H.1.7	59417683	C.7.5		14.3
59403758	1.7.15	59414821	C.3.3	59417741	L.7.3	59420562	13.3
59403766	1.7.15		C.4.3	59418044	C.4.3		14.3
59403774	1.7.15	59414961	H.1.7	59418087	D.8.3	59420570	13.3
59403782	1.7.15	59414979	F.3.5	59418095	C.8.7		14.3
59403790	1.7.15		E.4.3	59419853	A.4.3	59420588	13.3
59403808	1.7.15	59416206	D.4.5	59419895	A.4.3		14.3
59406922	C.7.3	59416214	D.4.5	59419945	A.5.3	59420596	13.3
59409903	G.2.3	59416222	D.4.5	59420364	I.3.3		14.3
59409908	E.3.3	59416230	D.4.5		I.4.3	59420604	13.3
	F.4.3	59416248	D.4.5	59420372	I.3.3		14.3
59410670	C.6.5	59416255	D.4.5		I.1.3	59420612	13.3
	C.6.7	59416263	D.4.5	59420380	I.3.3		14.3
59410696	C.6.3	59416289	D.1.5		I.1.3	59420620	13.3
	C.6.5	59416339	D.1.5	59420398	I.3.3		14.3
	C.6.7	59416347	D.1.5		I.4.3	59420638	13.3
59411603	C.1.5	59416669	B.1.3	59420406	I.3.3		14.3
59411611	C.1.3	59417006	G.2.3		I.1.3	59420646	13.3
59411629	C.1.3	59417014	G.2.3	59420414	I.3.3		14.3
59411645	C.7.5	59417022	G.2.3		I.4.3	59420654	13.3
59411652	C.6.3	59417048	D.1.7	59420422	I.3.3		14.3
	C.6.5	59417071	D.4.5		I.4.3	59420662	13.3
	C.6.7	59417089	D.4.5	59420448	I.3.3		14.3
59411694	C.7.5	59417097	C.6.7		I.1.3		14.3

NUMERICAL INDEX

COMM. NO.	PAGE NO.	COMM. NO.	PAGE NO.	COMM. NO.	PAGE NO.	COMM. NO.	PAGE NO.
59420679	1.3.3	59420885	1.3.5	59421107	1.3.5	59421354	1.3.7
	1.1.3		1.1.5		1.1.5		1.1.7
59420687	1.3.3	59420893	1.3.5	59421115	1.3.5	59421362	1.3.7
	1.1.3		1.1.5	59421123	1.3.5		1.1.7
59420695	1.3.3	59420901	1.3.5		1.1.11	59421370	1.3.7
	1.1.3		1.1.5	59421131	1.3.5		1.1.7
59420703	1.3.3	59420919	1.3.5		1.1.11	59421388	1.3.7
	1.1.3		1.1.5	59421149	1.3.5		1.1.7
59420711	1.3.3	59420927	1.3.5	59421156	1.3.5	59421396	1.3.7
	1.1.3		1.1.5	59421164	1.3.5		1.1.7
59420729	1.3.3	59420935	1.3.5		1.1.5	59421404	1.3.7
	1.1.3		1.1.5	59421172	1.3.5		1.1.7
59420737	1.3.3	59420943	1.3.5		1.1.5	59421412	1.3.7
	1.1.3		1.1.5	59421180	1.3.5		1.1.7
59420745	1.3.3	59420950	1.3.5		1.1.5	59421420	1.3.7
	1.1.3		1.1.5	59421198	1.3.5		1.1.7
59420752	1.3.3	59420968	1.3.5	59421206	1.3.5	59421438	1.3.7
	1.1.3		1.1.5	59421214	1.3.5		1.1.7
59420760	1.3.3	59420976	1.3.5		1.1.5	59421446	1.3.7
	1.1.3		1.1.5	59421222	1.3.7		1.1.7
59420778	1.3.3	59420984	1.3.5		1.1.5	59421453	1.3.7
	1.1.3		1.1.5	59421230	1.3.7		1.1.7
59420786	1.3.3	59420992	1.3.5		1.1.5	59421461	1.3.7
	1.1.3		1.1.5	59421248	1.3.7		1.1.7
59420794	1.3.5	59421008	1.3.5		1.1.5	59421479	1.3.7
	1.1.3		1.1.5	59421255	1.3.7		1.1.7
59420802	1.3.5	59421016	1.3.5		1.1.5	59421487	1.3.7
	1.1.3		1.1.5	59421263	1.3.7		1.1.7
59420810	1.3.5	59421024	1.3.5		1.1.5	59421495	1.3.7
	1.1.5		1.1.5	59421271	1.3.7		1.1.7
59420828	1.3.5	59421032	1.3.5		1.1.5	59421503	1.3.7
	1.1.5		1.1.5	59421289	1.3.7		1.1.7
59420836	1.3.5	59421040	1.3.5		1.1.5	59421511	1.3.7
	1.1.5		1.1.5	59421297	1.3.7		1.1.7
59420844	1.3.5	59421057	1.3.5		1.1.5	59421529	1.3.7
	1.1.5		1.1.5	59421305	1.3.7		1.1.7
59420851	1.3.5	59421065	1.3.5		1.1.5	59421537	1.3.7
	1.1.5		1.1.5	59421313	1.3.7		1.1.7
59420869	1.3.5	59421073	1.3.5		1.1.5	59421545	1.3.7
	1.1.5		1.1.5	59421339	1.3.7		1.1.7
59420877	1.3.5	59421081	1.3.5		1.1.7	59421552	1.3.7
	1.1.5	59421099	1.3.5	59421347	1.3.7		1.1.7
					1.1.7		

NUMERICAL INDEX

COMM. NO.	PAGE NO.	COMM. NO.	PAGE NO.	COMM. NO.	PAGE NO.	COMM. NO.	PAGE NO.
59421560	1.3.7	59422144	1.1.11	594229135	C.8.3	59465666	C.7.3
	1.1.7	59422151	1.1.11		C.8.7		E.3.3
59421578	1.3.7	59422169	1.1.11	59431518	E.3.3		E.7.3
	1.1.7	59422177	1.1.11		E.3.5	59468389	G.2
59421586	1.3.7	59422185	1.1.11		F.4.3		G.2.3
	1.1.7	59422193	1.1.11	59436931	F.2.3	59468397	G1.3
59421594	1.3.7	59422501	1.1.11		F.2.5		G2.3
	1.1.7	59422519	1.1.11	59443416	D.8.3	59469486	C.7.3
59421602	1.3.7	59422527	1.1.11		D.8.5	59471789	C.5.3
	1.1.7	59422535	1.1.11	59443945	D.8.5	59471797	C.5.3
59421610	1.3.7	59422543	1.1.11	59450353	C.1.3	59471805	C.5.3
	1.1.7	59422568	1.1.11	59450569	C.7.3	59471813	C.5.3
59421628	1.3.7	59422576	1.1.11	59451278	C.7.3	59471821	C.5.3
	1.1.7	59422584	1.1.11	59451286	C.9.3	59471839	C.5.3
59421636	1.3.7	59422592	1.1.11	59452698	C.7.3	59471847	C.5.3
	1.1.7	59422618	1.1.11	59455303	D.8.3	59471854	C.5.3
59421644	1.3.7	59422626	1.1.11		D.8.5	59471870	C.5.3
	1.1.7	59422642	1.1.11	59455329	C.7.3	59471888	C.5.3
59421651	1.1.7	59422659	1.1.11	59455410	C.4.3	59471904	C.5.3
59421669	1.3.7	59422667	1.1.11	59455436	C.1.3	59471938	C.5.3
	1.1.7	59422675	1.1.11	59455469	D.8.5	59473595	D.10.3
59421677	1.3.9	59422683	1.1.11		D.8.5	59475111	C.9.5
	1.1.7	59422691	1.1.11	59455527	C.7.3		H.1.3
59421685	1.3.9	59422717	1.3.9	59455631	C.7.3	59480293	H.1.3
	1.1.7		1.1.7	59455659	C.7.3	59480996	E.1.3
59421701	1.3.9	59422725	1.3.9	59455667	C.7.3		E.1.5
	1.1.7		1.1.7	59455709	D.1.3	59483339	E.6.3
59421719	1.3.9	59422733	1.3.9	59455741	C.3.3	59485672	E.2.3
	1.1.7		1.1.7		C.4.3		E.2.5
59421727	1.3.9	59422741	1.3.9	59455865	G2.3	59485711	A.2.3
	1.1.7		1.1.7	59455899	C.9.3	59485755	B.2.3
	1.1.11	59422758	1.3.9	59456194	C.7.3	59485797	A.5.3
59422303	1.1.11		1.1.11	59457192	C.3.3	59491332	D.6.3
59422329	1.1.11	59422766	1.3.9		C.1.3		G2.3
59422337	1.1.11		1.1.11	59462796	C.3.3	59491464	G2.3
59422352	1.1.11	59422774	1.3.9		C.7.3	59492512	E.7.3
59422366	1.1.11		1.1.11		C.7.5	59493301	A.2
59422378	1.1.11	59422782	1.3.9		C.8.7	59495010	C.8.7
59422386	1.1.11		1.1.11	59465070	H.1.3	59496182	D.6.3
59422402	1.1.11	59422790	1.3.9	59465157	C.7.3		G2.3
59422410	1.1.11		1.1.11	59465641	C.9.5	59498368	G2.3
59422428	1.1.11	59423039	E.6.3	59465658	C.7.3	59502518	D.7.3
59422436	1.1.11		1.1.11		C.1.3		H.8.5

NUMERICAL INDEX

COMM. NO.	PAGE NO.	COMM. NO.	PAGE NO.	COMM. NO.	PAGE NO.	COMM. NO.	PAGE NO.
59506901	C2.5	59588392	B.1.3	59728188	C.1.3	59876201	D.7.3
59510065	C.5.3		H.1.11	59728196	C.1.3		D.7.5
59521417	B.1.3	59590026	C7.5		M.1.3		D.8.3
	B.1.5	59592980	E.3.5	59731257	C2.3		D.8.5
	B.1.11	59593004	F.3.5	59731281	D.7.3	59879791	C2.3
	B.1.13	59606210	E.1.7		D.7.5		E.3.5
59527192	E.3.5	59606301	E.1.3		D.8.3	59892117	C2.7
59533182	B.2.3	59610823	C.6.7		D.8.5	59895510	C.7.5
	B.3.3	59615872	C2.3	59759720	E.7.5	59896308	C.4.3
	C.6.7	59616510	C.7.5	59764511	D.3.3	59903104	C.9.3
59533588	C.4.3	59625012	C.7.5	59766501	C2.3	59903138	C.7.5
59539569	C.6.3	59625905	E.1.3	59773770	D.1.3	59918411	H.1.3
	C.6.5	59630798	C.6.3	59787165	E.6.3	59918532	B.1.15
	C.6.7		C.6.5	59807911	C.7.5	59918510	B.1.15
	C.9.3		C.6.7		D.1.3	59918573	C.5.3
	D.1.5	59638478	E.1.7		D.1.5		C.1.3
	H.1.3	59643613	C.7.5		D.5.3		C.8.7
59541213	D.1.3	59655014	B.1.3		D.10.3		D.1.3
59545616	C.6.9	59668129	E.3.5		E.3.3		D.10.3
	C.6.11	59670554	E.6.3		E.3.5		E.1.3
59546291	F.3.5	59680110	D.7.5		E.1.3		F.5.3
59565028	D.4.5		D.8.5	59811364	D.2.3		H.1.7
59565036	G.1.3	59680983	B.3.3	59816322	E.3.5	59918619	H.1.3
	C2.5		C.4.3		E.1.3		H.1.7
59565044	B.1.9		D.1.3	59816520	E.3.5	59919793	C.1.3
	B.1.11		D.1.5	59816728	D.8.3	59921031	H.1.7
	B.1.13		D.10.3		D.8.5		H.1.11
59565067	K.2.3	59691907	C.7.5	59816736	D.8.3	59922153	D.1.5
59565721	B.2.3	59704411	D.10.3		D.8.5		D.5.3
	B.3.3	59717702	C.3.3	59818393	E.1.3	59922203	H.1.7
	C.6.7		C.4.3		E.1.5		H.1.11
59570078	G.1.3		C.8.7	59818401	E.1.5	59922243	H.1.7
	C2.3		D.9.3		E.1.5		H.1.11
59581294	C.10.3		E.1.7	59822171	C.6.11	59922278	C.7.5
59581302	C.10.3		E.5.3	59848424	D.3.3	59922294	H.1.3
59581450	B.1.15	59725747	C.1.3	59859629	E.3.5	59922302	H.1.3
59581482	D.1.5	59725754	C.1.3	59860181	M.1.3	59922342	H.1.7
595814516	B.3.3	59726075	F.3.3	59865492	E.3.5		H.1.11
59587196	H.1.3		E.3.5	59866970	C.10.3	59922342	H.1.7
	M.1.3		E.1.7	59869917	C.3.3	59922350	H.1.7
59587816	C.7.5	59726414	D.3.3		H.1.7	59922591	H.1.3
		59728170	C.1.3	59873976	C.8.5	59922617	H.1.3
			M.1.3			59922807	H.1.7

NUMERICAL INDEX

COMM. NO.	PAGE NO.	COMM. NO.	PAGE NO.	COMM. NO.	PAGE NO.	COMM. NO.	PAGE NO.
59922861	B.1.3	59978528	G.1.5	59997973	H.3.3	95361030	D.9.3
	B.1.5		G.2.3	59997999	B.2.3	95366555	C.6.7
59922906	C.7.5	59978658	C.9.5	59998116	D.3.5	95371092	C.1.3
59923029	H.1.3		H.1.3		D.6.3	95373830	C.6.5
59923037	H.1.3	59988011	H.1.3		G.2.3		C.6.7
	H.1.7	59988048	C.8.7	59998773	B.2.3	95373973	C.1.3
59923091	H.1.3	59988071	C.7.3	59998781	B.2.3		C.7.5
59923599	C.7.5	59988089	B.1.3	59998799	B.2.3		D.10.3
59924027	H.1.3	59988113	C.1.3	59998862	B.1.1	95378873	C.9.3
59924186	H.1.3	59988311	D.4.3	59998896	B.2.3	95379592	C.7.3
59928606	C.7.5	59988519	B.1.9	95011060	C.7.5		C.1.3
	H.1.7	59988527	B.1.9		C.9.5		E.3.5
59929026	B.1.5	59988556	C.1.5	95011086	H.1.7	95396576	C.9.3
59941682	C.7.3	59988568	B.1.9	95056321	H.1.7	95421586	C.7.3
	C.8.7	59988576	B.1.3	95077761	A.3.5		E.3.3
	C.9.5	59988592	B.1.1	95090196	D.10.3		E.3.5
	C.10.3	59988642	F.6.3	95098356	C.6.7		F.4.3
	D.6.3		E.7.3	95101010	C.9.5	95426359	C.8.7
	E.4.3	59988683	E.7.3	95201547	B.1.7	95430534	D.1.3
	F.6.3	59988691	B.1.3		B.1.13	95453916	D.3.3
	G.2.3		B.1.5	95207178	F.7.3	95455029	C.6.3
	H.1.3	59988717	B.1.5	95209094	C.9.3	95460127	D.3.3
59947507	G.2.5	59988725	B.1.3	95209171	B.1.13		G.2.7
59965962	C.7.3	59988741	B.1.1	95209196	B.7	95507273	G.2.3
	C.7.5	59988766	B.1.1	95220919	C.8.7	95571725	D.1.3
	C.10.3	59988782	B.1.3	95220976	H.1.7		D.2.3
	D.1.5	59988808	B.1.9	95221021	D.10.3	95681208	C.1.3
	D.4.5	59988816	B.1.9	95223269	D.4.5	95666996	E.3.5
	D.5.3	59989426	B.1.7	95223426	B.1.7		E.4.3
	F.4.3	59989467	B.1.7	95250602	C.7.5	95919155	F.6.3
59960048	B.1.3	59989848	B.1.7	95279071	C.7.5	9591922	C.8.5
59969972	G.2.3	59989855	B.1.7	95286266	C.7.3		D.1.3
59969980	G.2.3	59992134	H.1.11	95293107	C.9.3	95919239	H.2.3
59971267	B.1.9	59996188	B.2.3	95301859	C.7.3		C.1.3
59971366	C.8.9	59996496	B.2.3		E.3.5		D.1.5
59971457	E.3.5	59997155	B.3.3		E.4.3	95919254	B.2.3
	F.4.3	59997833	B.2.3		H.1.7		C.1.5
59974915	F.2.3	59997841	B.2.3	95301887	H.1.7		D.4.3
	E.3.5	59997858	B.2.3	95302311	D.10.3	95919262	C.8.7
	F.1.3	59997866	B.2.3	95302667	C.7.3		G.2.5
59978510	G.1.5	59997946	B.2.3	95302687	C.7.3	95919312	G.1.2
	G.2.3	59997957	B.3.3	95326930	H.1.7	95919544	C.1.3
		59997965	B.2.3		H.1.9		

NUMERICAL INDEX

COMM. NO.	PAGE NO.	COMM. NO.	PAGE NO.	COMM. NO.	PAGE NO.	COMM. NO.	PAGE NO.
95019585	C.9.3 D.1.3 D.2.3 H.1.3	95022233	B.2.3 B.3.3 C.1.3 C.3.3	95023082	B.2.3 B.3.3 C.4.3	95021197	C.4.3
95019593	D.1.5		C.8.5	95023121	C.4.3	95021212	A.5.3
95019601	B.2.3		D.1.3	95023173	B.1.9	95021275	B.1.7
95019684	D.1.5		D.1.5	95023181	B.1.9	95021366	F.3.5
95019767	D.1.3		D.9.3	95023223	B.2.3	96701495	C.1.3
95019800	A.3.3	95022258	B.2.3	95023298	C.3.3		C.9.3
95019817	B.1.11		D.1.3		C.4.3		C.9.5
95019825	B.1.11 B.1.13	95022282	B.2.3		D.1.3	96701917	C.1.5
95019866	B.1.9 B.1.11	95022324	C.3.3 C.4.3	95023314	B.3.3 D.9.3	96702287	C.5.3
95019882	B.1.11		C.7.3	95023322	C.1.3		C.6.5
95019908	B.1.13		D.1.3		C.6.7		C.6.7
95019916	B.1.11 B.1.13		D.2.3 E.2.3		C.6.5 C.6.7	96702533	C.4.3 C.9.5
95019932	A.6.3 A.7.3		E.2.5 E.6.3		G.1.3 G.2.5	96702659	C.2.3 C.8.3
95019960	B.1.5	95022365	B.3.3	95023318	C.9.3	96702816	C.5.3
95020039	B.3.3		C.7.3		D.1.3	96704564	C.6.9
95020047	D.1.3		D.1.3		D.1.5	96704653	C.1.5
95020070	C.1.3		D.9.3		D.2.3		C.3.3
95020112	B.1.7		E.6.3		H.1.3		C.5.3
95020294	C.6.3 C.6.5 C.6.7		H.1.3 H.1.7	95023355	A.6.3 A.7.3		C.8.5 C.8.7
95020377	C.3.3 C.4.3	95022373 95022390	D.4.3 C.1.3	95023421	F.1.3 E.1.5	96704713	C.5.3
95020427	D.1.3	95022423	B.1.5		F.3.5	96705058	C.4.3
95020492	B.1.15	95022820	H.1.7	95023488	F.1.3 D.4.5	96705553	C.7.3
95020542	B.3.3 H.1.7	95022977	B.2.3 B.3.3	95023918	B.3.3	96714910	C.1.5
95020567	C.7.3	95022993	C.6.3	95023967	B.1.9	96719794	C.1.5
95020625	D.4.5		C.6.5		B.2.3	96738570	C.8.3
95020658	C.7.5		C.6.7	95023991	B.1.9	96738596	C.1.5
95021300	G.1.3		D.4.5	95024007	B.2.3		C.6.7
95021607	G.2.3	95023041	E.7.3		C.6.7		
95021961	D.1.3	95023058	C.3.3	95024023	C.4.3		
95022118	E.7.3		C.4.3	95024031	D.1.5 B.2.3		
			D.4.5 E.6.7	95024049	C.5.3 C.4.3		
				95024189			

NUMERICAL INDEX

COMM. NO.	PAGE NO.	COMM. NO.	PAGE NO.	COMM. NO.	PAGE NO.	COMM. NO.	PAGE NO.
-----------	----------	-----------	----------	-----------	----------	-----------	----------

PARTS WARRANTY

Ingersoll-Rand Company ("Company") through its distributor warrants that parts manufactured by it will be as specified and will be free from defects in material and workmanship. The Company's liability under this warranty shall be limited to the repair or replacement of any part which was defective at the time of shipment provided Purchaser notifies the Company of any such defect promptly upon discovery, but in no event later than six (6) months from the date of shipment of such part by the Company.

Repairs and replacements shall be made by the Company F.O.B. point of shipment. The Company shall not be responsible for costs of transportation, removal, or installation.

Warranties applicable to material and equipment supplied by the Company but wholly manufactured by others, shall be limited to the warranties extended to the Company by the manufacturer which are able to be conveyed to the Purchaser.

This warranty does not apply to failures occurring as a result of abuse, misuse, negligent repairs, corrosion, erosion, and normal wear and tear, alterations, or modifications made to the part without express written consent of Ingersoll-Rand.

THIS WARRANTY IS IN LIEU OF ALL OTHER WARRANTIES (EXCEPT OF TITLE), EXPRESSED OR IMPLIED, AND THERE ARE NO WARRANTIES OF MERCHANTABILITY OR OF FITNESS FOR A PARTICULAR PURPOSE.

LIMITATION OF LIABILITY

The remedies of the user set forth under the provisions of warranty outlined above are exclusive and the total liability of Ingersoll-Rand; or its distributor with respect to this sale; or the equipment and service furnished hereunder, in connection with the performance or breach thereof, or from the sale, delivery, installation, repair or technical direction covered by or furnished under this sale, whether based on contract warranty, negligence, indemnity, strict liability or otherwise shall not exceed the purchase price of the unit of equipment upon which such liability is based.

Ingersoll-Rand and its distributor shall in no event be liable to the user, any successors in interest, or any beneficiary or assignee relating to this sale for any consequential, incidental, indirect, special, or punitive damages arising out of this sale; or any breach upon lost goodwill, lost profits or revenue, interest, work stoppage, impairment of other goods, loss by reason of shutdown or non-operation, increased expenses of operation of the equipment, loss of use of power system, cost of purchase of replacement power; or claims of user or customer of the user for service interruption whether or not such loss or damage is based on contract, warranty, negligence, indemnity, strict liability or otherwise.

INGERSOLL-RAND COMPANY ---May 1, 2000



Road Development

Ingersoll-Rand Company
312 Ingersoll Drive
Shippensburg, PA 17257

©2000 Ingersoll-Rand Company
Printed in U.S.A.