

PARTS MANUAL
for
RT-700F
ROUGH TERRAIN FORKLIFT

Effective with All Models

HOW TO USE THIS MANUAL

This Parts Manual applies to all RT-7000⁺ Rough Terrain Forklifts

When the Comm. # is not Known - Use the Word Index:

- Ingersoll-Rand's Word Index will make this item easy to locate. The Word Index is found in the very back of the book. The items listed are in alphabetical order and may be repeated several times depending on their functional descriptions.
- Let's assume you need to replace the **AIR CLEANER ELEMENT**.

Use any of the functional words in the item description to locate the the desired item. Example: The first listing for the Air Cleaner Element in the Word Index is: Air Cleaner Element. The index shows the component will be found on page 85 which is the **Parts List** page number for the Air Cleaner (59988048) - Internal Breakdown.

WORD INDEX			
3-Section Control Valve (30' mast) _____	105	Cylinder, Hydraulic (Rider Mast 15' RT-706F) _____	121
3-Section Control Valve (except 30' mast) _____	97	Cylinder, Hydraulic (Rider Mast 15' RT-708F) _____	127
4-Section Control Valve _____	101	Cylinder, Hydraulic (Rider Mast 21' RT-706F) _____	125
4WD Transmission Assembly, Mechanical _____	81	Cylinder, Hydraulic (Rider Mast 22' RT-706F) _____	123
Air Cleaner _____	84	Cylinder, Hydraulic, 2nd Stage Lift (30' RT-708F) _____	129
Air Cleaner Element _____	85	Cylinder, Lift (10') (RT-705F) _____	118
Air Cleaner Restriction Indicator _____	84	Cylinder, Lift (14') (RT-705F) _____	118
Alarm, Back-up _____	160-161	Cylinder, Secondary (16' UltraView- RT-708F) _____	141
Alternator _____	59	Cylinder, Side Shift (except 30' mast) _____	109
Attenuator _____	163	Cylinder, Steering Fluid _____	163
Axle Housing (4WD) _____	12	Cylinder, Steering (2WT) _____	3
Axle, Drive _____	22	Cylinder, Tilt _____	166
		Cylinder, Tilt (30' mast) _____	105

- The item is also listed as:

Element, Air Cleaner

Using the Parts Identification Pages:

- The **PARTS IDENTIFICATION PAGES** consist of the **PARTS ILLUSTRATION** and the **PARTS LIST**.
- The **Parts Illustration** shows the assembly with its component parts identified by **Item Numbers**.
- On the **Parts List**, the components are listed in **Item Number** order as found in the **ITEM** column. Other information provided by the **Parts List** is the **Comm. Number** which will be required to order **Genuine Ingersoll-Rand Replacement Parts**, a **functional description**, the **quantity** required to assemble one complete assembly, and any additional **notes/ dimensions** required to help place your parts order.
- **For the example:** The element is **Item 2**, **Comm. Number 59971366**, **Quantity of 1**.

When the Comm. # is not known - Use the Table of Contents:

- Turn to the **TABLE OF CONTENTS** pages in the front of this manual. These pages show the major systems of the machine divided into **FUNCTIONAL GROUPS** (identified by capital letters)
- Find the **Functional Group** that best describes the area of the machine you are interested in. For example: **POWER PLANT, DRIVETRAIN AND RELATED PARTS**
- See the sample Table of Contents shown below:

POWER PLANT, DRIVE TRAIN AND RELATED PARTS	
Engine Installation	56
Hydraulic Pump (59398032) (Effective with S/N S545) - Internal Breakdown	60
Hydraulic Pump (59325787) (Prior to S/N S545) - Internal Breakdown	62
Transmission Installation (2WD)	63
Drive Shaft (59988634) (2WD) - Internal Breakdown	64
Transmission Assembly (59988774) - Internal Breakdown (Velvet Shuttle)	66
Transmission Assembly (59988774) - Internal Breakdown (Four Speed Gear Box - 59405977)	68
Transmission Installation (4WD)	70
Drive Shaft (59347591 & 59351205) - Internal Breakdown	82
Transmission Assembly (59347567) - Internal Breakdown (4WD)	72
Control Valve (59347567) - Internal Breakdown (4WD)	78
Mechanical 4WD (59347567) - Internal Breakdown	80
Hood and Exhaust Extension Installation	83
Air Cleaner Installation	84
Air Cleaner (59988048) - Internal Breakdown	85
Battery Installation	87

- Listed under the **Functional Group** of Powerplant... are **SECTIONS** that describe major repairable components of that group. Find the listing that refers to **AIR CLEANER**.
- Since the Air Filter Element is what needs to be replaced, refer to the **internal breakdown** section for the Air Cleaner. The Air Cleaner used on your machine is found on page 85. Turn to that section of the parts manual and find the parts identification page for the Air Cleaner (59988048).

When the Comm. # is Known - Use the Numerical Index:

- If you already know the **Comm. Number** (part number) for the item required, a **NUMERICAL INDEX** is provided in the back of the manual to assist you. Look up the **Comm. Number** desired and the **Numerical Index** will show the **Page Number** where the item can be found.
- For our Air Filter Element Example: The **Comm. Number** 59971366 is found in the **Numerical Index**. It shows that component will be found on page 85 which is the **Parts List** page number for the Air Cleaner (59988048).

TABLE OF CONTENTS RT-700F SERIES

TITLE	PAGE
REVISION LOG	A
TABLE OF CONTENTS	B
HOW TO USE THIS PARTS MANUAL	E
ABBREVIATIONS USED IN THIS MANUAL	F
RT-700F RECOMMENDED SPARE PARTS	G

AXLE AND RELATED PARTS

Steer Axle Installation	2
Steering Cylinder (59332486) - Internal Breakdown (2WD)	4
Tie Rod Assembly (59988519) - Internal Breakdown (2WD)	5
Steer Axle Installation (4WD)	7
Differential Carrier - Internal Breakdown	8
Differential - Internal Breakdown	10
Axle Housing - Internal Breakdown	12
Joint Housing - Internal Breakdown	14
Universal Joint Assembly - Internal Breakdown	16
Planetary Drive - Internal Breakdown	18
Steering Gear - Internal Breakdown	20
Drive Axle Installation	22
Differential Center Housing and Lock - Internal Breakdown	23
Rear Brakes - Internal Breakdown	25
Rear Axle and Differential Group - Internal Breakdown	26
Floating Drive Tire Assembly	30
Steer Tire Assembly	31
Drive Tire Assembly	32
Terra Tire Assembly	33
Dual Wheel Assembly	35

MAIN FRAME AND RELATED PARTS

Main Frame Installation	36
Skid Plate Installation and Assembly (4WD)	38
Hydraulic Reservoir Installation	39
Fuel Tank Installation	40
Radiator & Cooler Installation (2WD)	41
Radiator & Cooler Installation (4WD)	42
Platform Installation	43
Counterweight Installation	45
Counterweight Installation (RT-706F - Effective with S/N 5591 For 4WD) (RT-708F - Effective with S/N 5592 For 4WD)(RT-708F - Effective with S/N 5578 For 2WD)	46
Counterweight Installation (RT-706F - Prior to S/N 5591 For 4WD) (RT-708F - Prior to S/N 5592 For 4WD) (RT-708F - Prior to S/N 5578 For 2WD)	47
Vandalism Protection Installation	49
Overhead Guard, Console Cover and Saf-T-Cab Installation	50
Saf-T-Cab Enclosure Kit (59397570) - Internal Breakdown	52
Fender Installation	55

Continued

**TABLE OF CONTENTS - CONTINUED
RT-700F SERIES**

TITLE	PAGE
POWER PLANT, DRIVE TRAIN AND RELATED PARTS	
Engine Installation	56
Hydraulic Pump (59398032) (Effective with S/N 5545) - Internal Breakdown	60
Hydraulic Pump (59325787) (Prior to S/N 5545) - Internal Breakdown	62
Transmission Installation (2WD)	63
Drive Shaft (59988634) (2WD) - Internal Breakdown	65
Transmission Assembly (59988774) - Internal Breakdown (Velvet Shuttle)	66
Transmission Assembly (59988774) - Internal Breakdown (Four Speed Gear Box - 59405977)	68
Transmission Installation (4WD)	70
Drive Shaft (59347591 & 59351205) - Internal Breakdown	82
Transmission Assembly (59347567) - Internal Breakdown (4WD)	72
Control Valve (59347567) - Internal Breakdown (4WD)	78
Mechanical 4WD (59347567) - Internal Breakdown	80
Hood and Exhaust Extension Installation	83
Air Cleaner Installation	84
Air Cleaner (59988048) - Internal Breakdown	85
Battery Installation	87

CONSOLE AND RELATED PARTS

Control Console Installation	88
Steering Valve (59988311) - Internal Breakdown	92
Instrument Panel Assembly	93
Foot Control Installation	94
Miscellaneous Components	95
Seat (59991737) - Internal Breakdown	96
Console Installation	97
3-Section Control Valve Assembly (59988709) - Internal Breakdown	98
4-Section Valve Console Installation	101
4-Section Control Valve Assembly (59340109) - Internal Breakdown	102
Hydraulic Components (30 Ft. Mast)	105
3-Section Control Valve (59333161) - Internal Breakdown	106
Tilt Cylinder (59333153) - Internal Breakdown	108
Hydraulic Components (Except 30 Ft. Mast)	109
Tilt Cylinder (59989533) - Internal Breakdown	110
Side Shift Cylinder (59989525) - Internal Breakdown	111
Lights Installation	113

HOSING

Hydraulics Installation	114
Priority Valve (59988022) - Internal Breakdown	116

MAST AND RELATED PARTS

Mast Pivot Bar Installation and Floor Plate Installation	117
Mast Assembly (59968164 & 59968172) - Internal Breakdown (RT-705F)	118
Mast Assembly (59968370) - Internal Breakdown (RT-706F)	119

Continued

**TABLE OF CONTENTS - CONTINUED
RT-700F SERIES**

TITLE	PAGE
Roller Mast Installation (15 Fl.) (RT-706F)	120
Roller Mast Installation (22 Fl.) (RT-706F)	122
Roller Mast Installation (21 Fl.) (RT-706F)	125
Roller Mast Installation (12.5 and 15 Fl.) (RT-708F)	126
Mast Assembly (Outer & 2nd Rail) 4-Rail Slider (30 Fl.) (RT-708F)	128
Mast Assembly (Inner & 3rd Rail) 4-Rail Slider (30 Fl.) (RT-708F)	130
Olofsson Simplex Mast - 2-Rail Roller (10 & 14 Fl.) - Internal Breakdown (RT-705F)	132
Olofsson Multiview Mast - 2-Rail Roller (10, 12 & 14 Ft.) - Internal Breakdown (RT-705F)	134
Olofsson Multiview Mast - 2-Rail Roller (12 & 16 Fl.) - Internal Breakdown	136
Olofsson Ultraview Mast - 3-Rail (74 In. Free Lift - 16 Fl.) - Internal Breakdown (RT-708F)	138
Olofsson Multiview Mast - 3-Rail Roller (22 & 30 Fl.) - Internal Breakdown (RT-708F)	142
Carriage Shaft Mount (64 In.) (RT-705F)	146
Carriage Hook Mount (64 In.) (RT-705F)	147
Carriage Shaft Mount (48 In.) (RT-706F)	148
Carriage Shaft Mount (60 In.) (RT-706F)	149
Carriage Hook Mount (60 In.) (RT-706F)	150
Carriage Shaft Mount (84 In.) (RT-706F)	151
Tilt Cylinder (59388413) - Internal Breakdown	152
Carriage Shaft Mount (60 In.) (RT-708F)	153
Carriage Hook Mount (60 In.) (RT-708F)	154
Carriage Shaft Mount (84 In.) (RT-708F)	155
Carriage Load Backrest	156
Fork (Shaft, Hook, Block Hook & Block Shaft Type)	158

MISCELLANEOUS

Decals and Paint	159
Electrical Installation (Effective with S/N 5500)	160
Electrical Installation (Prior to S/N 5500)	161

OPTIONAL EQUIPMENT (EXCLUDING WHEELS & TIRES)

Aspirated Precleaner	162
Ether Aid Start Installation	163
Extended Tilt Assembly (Saf-T-Cab Only)	164
Tilt Cylinder (59416487) - Internal Breakdown	165
45° Tilt Assembly	166
Tilt Cylinder (59997825) - Internal Breakdown	167
Heater Installation	168
Block Heater Installation	169

NUMERICAL INDEX	171
WORD INDEX	W.I
WARRANTY	BACKCOVER

STANDARD ABBREVIATIONS

Adj.	Adjustable
AMP	Ampere
AR	As Required
ARC	Authorized Rebuild Component
BSP	British Standard Pipe
BTU	British Thermal Unit
CL	Centerline
COMM. NO.	Communication Number
C.S.F.S.H.	Countersunk Flat Socket Head
CW	Clockwise
DDA	Detroit Diesel Allison
Dia.	Diameter
Eff.	Effective
EXT	External
Fem	Female
F.H.C.S.	Flat Head Cap Screw
FIL	Fillister
Fil. Hd.	Fillister Head
FLR	Flare
FOPS	Falling Object Protection System
ft.	Foot
Fig.	Fitting
Ga.	Gauge
GPH	Gallons Per Hour
Hd.	Head
H.H.	Hex Head
H.H.C.S.	Hex Head Cap Screw
H.H.M.S.	Hex Head Machine Screw
H.H.S.	Hex Head Screw
H.S.B.H.S.	Hex Socket Button Head Screw
H.S.H.C.S.	Hex Socket Head Cap Screw
Hyd.	Hydraulic
I.D.	Inside Diameter
Ign.	Ignition
in.	Inch
INST	Instrument
INT. BRKD.	Internal Breakdown
I-R	Ingersoll-Rand
JIC	Joint Industry Conference
lg.	Long
L.H.	Left Hand
M	Metric
Mfg.	Manufacturing

mm	Millimeter
M.S.	Machine Screw
R.H.M.S.	Machine Screw Round Head
N.A.	Not Available
No.	Number
NPT	National Pipe Thread
NPTF	National Pipe Thread Fine
N.S.S.	Not Sold Separately
N.S.V.A.	Not Serviceable as an Assembly
O.D.	Outside Diameter
ORB	O-Ring Boss
ORS	O-Ring Seal
PGE	Page
PRESS.	Pressure
PSI	Pounds/Square Inch
Pt.	Point
Qty.	Quantity
Rad.	Radiator
R.H.	Right Hand
ROPS	Roll-Over Protection System
Rot.	Rotary
RPM	Revolutions Per Minute
SAE	Society of Automotive Engineers
S.F.H.	Slotted Fillister Head
S.H.C.S.	Socket Head Cap Screw
S.M.V.	Slow Moving Vehicle
S/N	Serial Number
S.T.	Self-Tapping
Std.	Standard
Str.	Straight
SW	Swivel
Tach.	Tachometer
Temp.	Temperature
Thd.	Thread
Thk.	Thick
UNC	Unified Coarse
UNF	Unified Fine
Univ.	Universal
Var.	Variable
V	Volt
VPM	Vibrations Per Minute
w/	With
w/o	Without

RT-700F SERIES RECOMMENDED SPARE PARTS

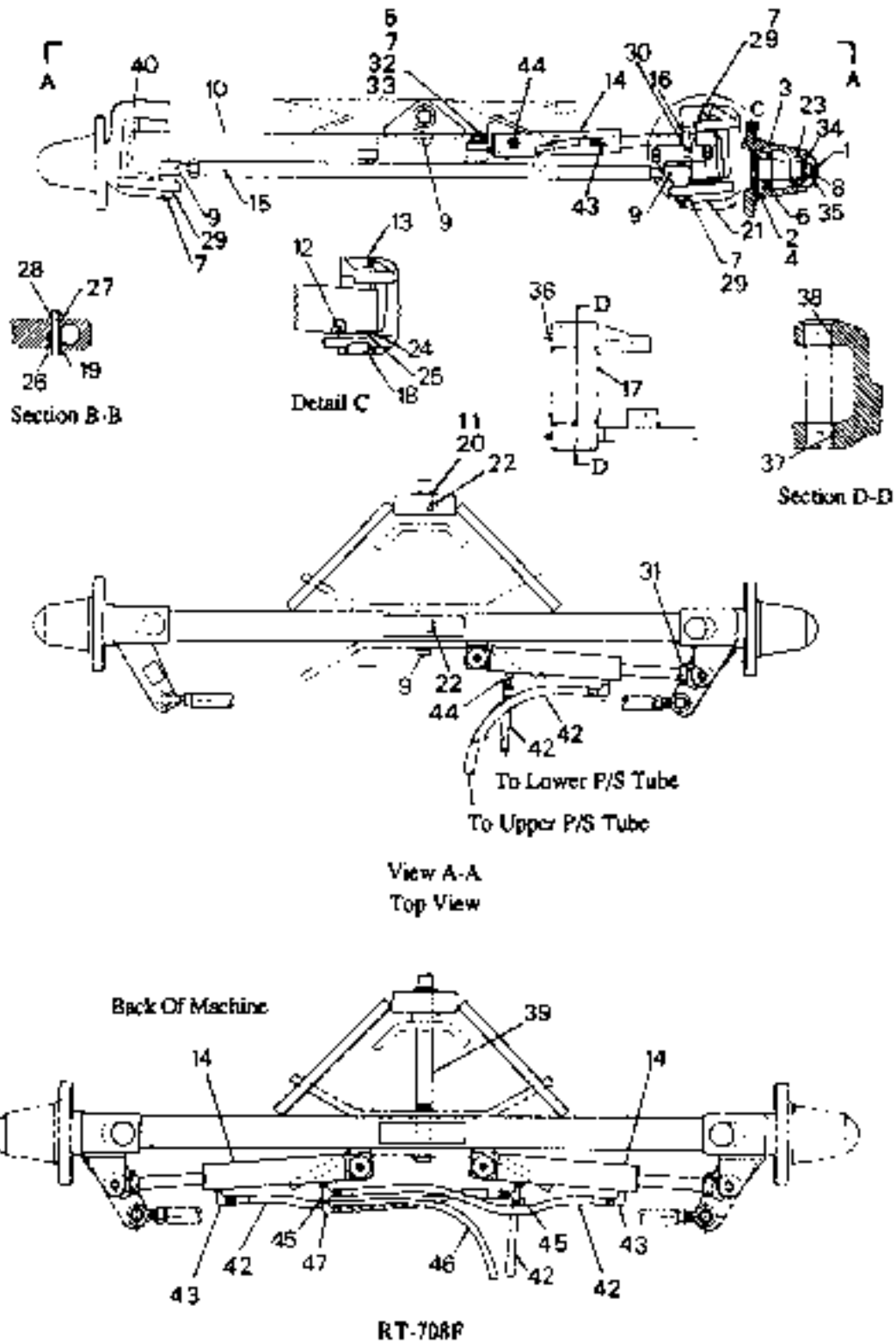
1-5	6-10	11+	DESCRIPTION	COMMUNICATION NO.	PAGE
UNITS					
AXLE ASSEMBLY					
1	2	2	-Steer Cylinder End	59971267	3
2	4	4	-Seal Kit	59444802	4
1	2	2	-Tie Rod End (Left Hand Thread)	59394536	5
1	2	2	-Tie Rod End (Right Hand Thread)	59394544	5
1	2	2	-Seal, (29.21mm O.D.) Differential Lock Lever Shaft	59382028	23
1	2	2	-Seal Assembly, Brake Rod	59381350	25
1	2	2	-Oil Seal & Retainer Assembly (Rear Axle Shaft)	59381491	15
FRAME ASSEMBLY					
5	10	10	-Filter, Spin-on	59982231	41
1	2	2	-Radiator Hose, Lower	59351288	41, 42
1	2	2	-Radiator Hose, Upper	59971374	41, 42
1	2	2	-Strainer (Hydraulic Reservoir)	59988014	39
ENGINE ASSEMBLY					
1	2	2	-Switch, Hourmeter	59971036	59
1	2	2	-Switch, Engine Oil Pressure	59971457	59
1	2	2	-Sender, Temperature	59816322	59
10	20	20	-Filter, Oil	59971481	59
10	20	20	-Fuel Filter Kit	59728196	59
				35374677	
1	1	2	-Starter	59816520	59
4	4	8	-Brush Assembly	59327429	59
1	1	2	-Alternator	59879783	59
4	4	8	-Brush Assembly	59320960	59
2	4	4	-Belt, Fan	59971259	59
2	4	4	-Seal Kit (Hydraulic Pump)(Effective with S/N 5545)	59476275	61
2	4	4	-Seal Kit (Hydraulic Pump)(Effective with S/N 5545)	59480277	61
2	4	4	-Seal Kit (Hydraulic Pump)(Prior to S/N 5545)	59382085	62
1	2	2	-Switch, Transmission Oil Temperature	59971291	63
1	2	2	-Switch, Transmission Oil Temperature	59497867	63
2	2	4	-Bearing Kit	59802686	65
1	2	2	-Seal, Oil	59384875	67
1	2	2	-Solenoid Assembly	59384941	67
1	2	2	-Switch Assembly	59384974	67
1	2	2	-Seal, Oil	59385104	67
1	2	2	-Seal, Oil	59384065	69
5	5	10	-Element, Air Cleaner	59971366	85
CONSOLE ASSEMBLY					
1	2	2	-Cable, Control (4WD)	59356816	91
1	2	2	-Cable, Control (2WD)	59971234	91

Continued

**RT-700F SERIES
RECOMMENDED SPARE PARTS**

1-5	6-10	11+	DESCRIPTION	COMMUNICATION NO.	PAGE
UNITS					
CONSOLE ASSEMBLY (Continued)					
2	4	4	-Seal Kit (Steering Valve)	59379487	92
1	2	2	-Switch, Ignition	59680140	93
2	4	4	-Key, Ignition	59502518	93
2	4	4	-Fuse (25 amp)	59325720	93,113
2	4	4	-Fuse (10 amp)	59325712	93
6	12	12	-O-Ring (Exhaust)	59386813	99,103,107
1	2	2	-O-Ring (Pressure)	59386821	99,103,107
1	2	2	-Seal Kit	59386912	99,107
0	0	1	-Seal Kit	57153595	99,107
0	1	1	-Seal Kit	59387068	103,107
1	2	2	-Hose, High Pressure	59331470	109,115
1	2	3	-Seal Kit	59379818	110,111
HOSING ASSEMBLY					
10	20	20	-Element, Return Filter	59945402	115
1	2	2	-Hose, High Pressure	59359026	115
1	2	2	-Hose, High Pressure (4WD)	59362970	115
1	2	2	-Hose, High Pressure (2WD)	59332494	115
1	2	2	-Hose, High Pressure (4WD)	59485763	115
1	2	2	-Hose, High Pressure (2WD)	59331454	115
1	2	2	-Hose, High Pressure (4WD)	59331470	109,115
2	2	4	-Hose, High Pressure (2WD)	59353490	115
1	2	2	-Hose, High Pressure	59333112	115
2	2	4	-O-Ring	50916063	116
MAST ASSEMBLY					
2	4	4	-Roller, Carriage	59321299	148,149
2	4	4	-Roller, Carriage	59357632	150
4	4	8	-Bearing, Roller	59346718	119
4	8	8	-Bearing, Roller	59971275	121,123,148,150,151
4	8	8	-Bearing, Roller	59971119	147
4	8	8	-Bearing, Roller	59971176	152,155
MISCELLANEOUS					
1	2	2	-Cable, Battery	59989541	160,161
1	2	2	-Cable, Battery	59989517	160,161
1	2	2	-Solenoid	59988154	160,161
TECHNICAL PUBLICATIONS					
1	2	3	-RT-700F Series Operations and Maintenance Manual	59346346	
1	2	3	-RT-700F Series Parts Manual	59351031	

**RT-700F SERIES
PARTS MANUAL**



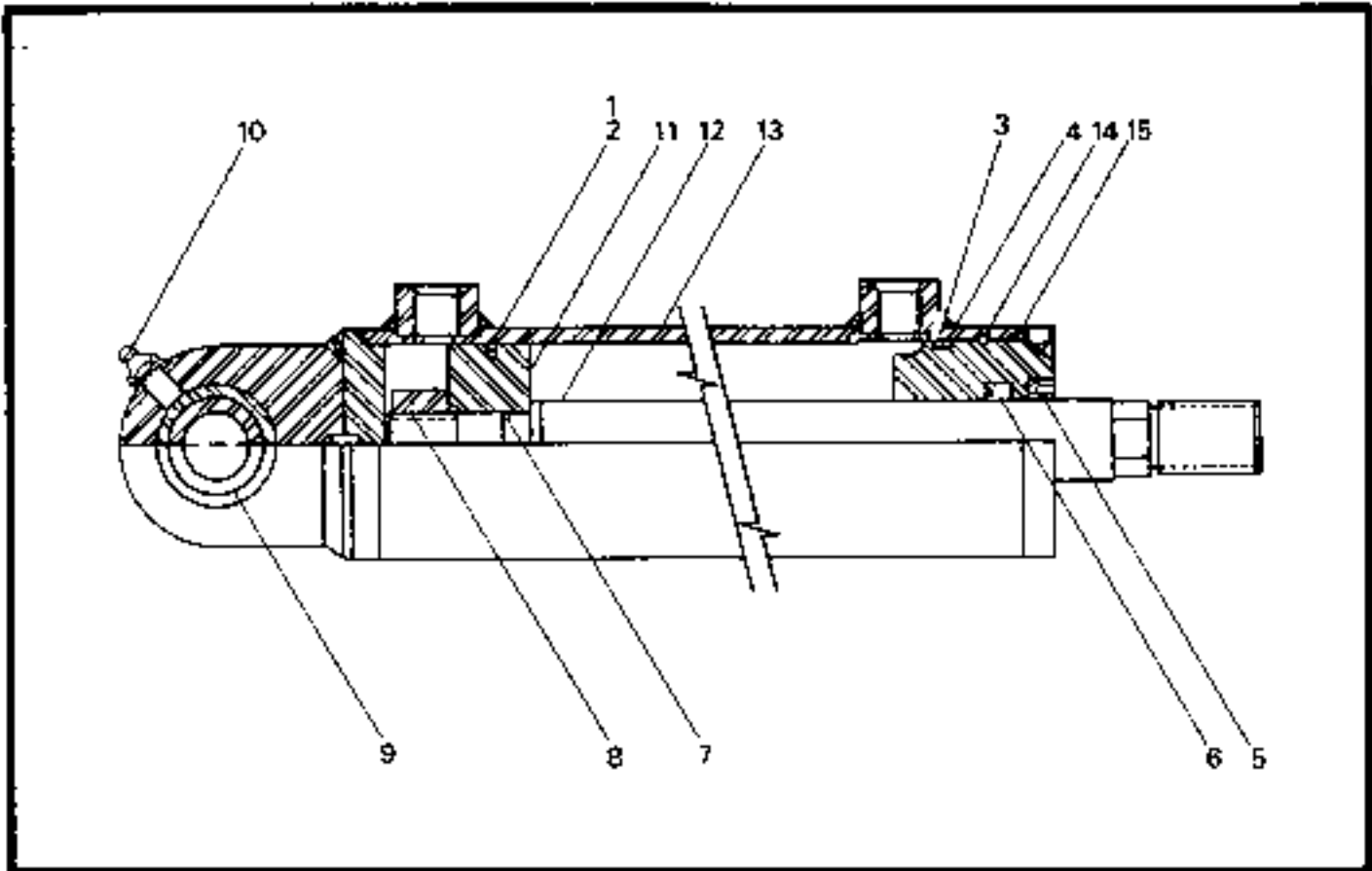
**STEER AXLE INSTALLATION (2WD)
RT-700F SERIES**

**STEER AXLE INSTALLATION (2WD)
RT-700F SERIES**

01

ITEM NO.	COMM. NO.	DESCRIPTION	QTY	ITEM NO.	COMM. NO.	DESCRIPTION	QTY
1	59988568	-Cap	2	27	95081808	-Washer, Lock (3/4)	2
2	59306258	-Sleeve	2	28	95077822	-Nut (3/4-10)	2
3	59988527	-Hub	2	29	95216677	-Nut (7/8-14)	2
-	58824046	-Cap (Inner)	1	-	95267688	-Nut (7/8-14) (RT-708F)	1
-	58824053	-Cap (Outer)	1	32	59309948	-Washer	1
4	59306241	-Seal	2	33	95108072	-Nut, Slotted (3/4-16)	1
5	59309898	-H.H.C.S. (3/4-16 x 3.0" lg.)	1	34	59309955	-Washer, Spindle	2
6	59988908	-Cone, Bearing (Inner)	2	35	59309492	-Nut, Slotted (1-12-12)	2
7	95200077	-Pin, Cotter (.125 x 1.25)	4	36	95201281	-Fining, Grease	2
8	95093399	-Pin, Cotter (.187 x 2.0)	2	37	59989848	-Bushing, Split	1
9	95201281	-Lube, Fg. (.125-27)	4	38	59989855	-Bushing, Split	1
10	59992289	-Axle, Steer	1	39	59371682	-Pin	1
11	95223996	-Ring, Retaining	2	40	59989434	-Knuckle, R.H. (fitting in operator's seat facing in forward direction of travel) (RT-705F, RT-706F and RT-708F) (Effective with S/N 5500)	1
12	95209490	-Pin, Dowel (1/2 x .75)	2	-	59989483	-Knuckle, R.H. (fitting in operator's seat facing in forward direction of travel) (RT-705F and RT-706F) (Prior to S/N 5500)	1
13	59309922	-Plug, Expansion	4	-	59989426	-Knuckle, R.H. (fitting in operator's seat facing in forward direction of travel) (RT-708F) (Prior S/N 5500)	1
14	59332486	-Steering Cylinder (See Breakdown) (Quantity is 2 for RT-708F)	1	43	59329359	-Hose Assembly (RT-705F and RT-706F) (Quantity was 1 prior to S/N 5500)	2
15	59988519	-Tie Rod Assembly (See Breakdown)	1	44	59329342	-Hose Assembly (RT-705F and RT-706F) (Prior to S/N 5500)	1
16	59971267	-Steer Cylinder End (Quantity is 2 for RT-708F)	1	43	59922864	-Fitting, 90° (6 ORS x 6 ORB)	1
17	59989467	-Knuckle, L.H. (fitting in operator's seat facing in forward direction of travel)	1	44	59919670	-Fitting, Str. (6 ORS x 6 ORB) (RT-705P and RT-706F)	1
18	59306274	-Pin, King	2	45	59918532	-Tee, Run (6 ORS x 6 ORB) (RT-708F)	2
19	59309880	-Retainer	2	46	59329367	-Hose Assembly (RT-708F)	1
20	59309930	-Washer	2	47	59921056	-Fitting, 90° (6 ORS x 6 ORB) (RT-708F)	1
21	59309484	-Pin, Cotter (.13 x 4.0)	2				
22	59989863	-Bushing, Split	2				
23	59988816	-Cone, Bearing (Outer)	2				
24	59309989	-Washer, Thrust	2				
25	59309997	-Washer, Thrust	2				
26	95079588	-H.H.C.S. (3/4-10 x 4.5" lg.)	2				

**RT-700F SERIES
PARTS MANUAL**

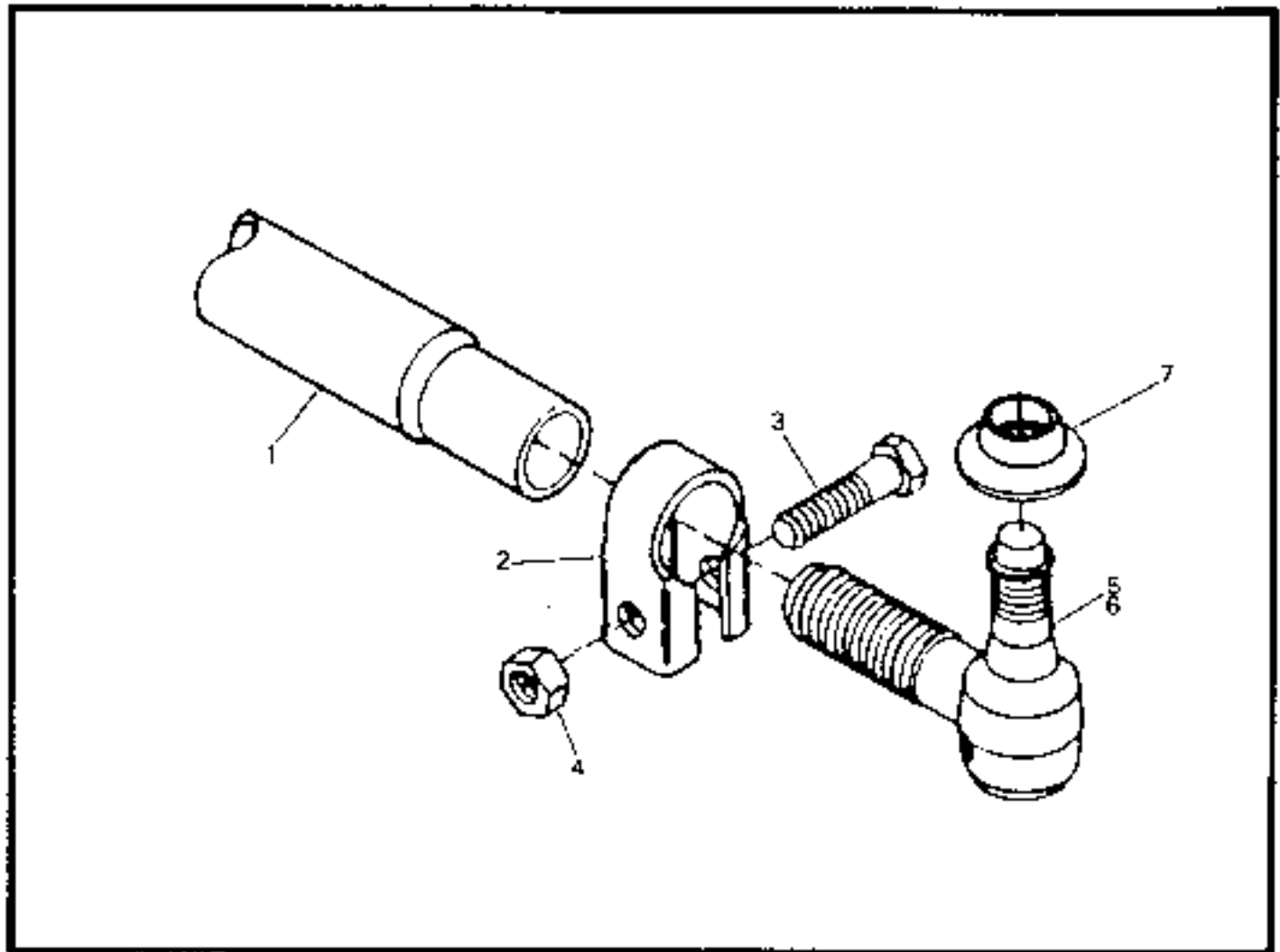


**STEERING CYLINDER (59332466) - INTERNAL BREAKDOWN (2WD)
RT-700F SERIES**

02

ITEM NO.	COMM. NO.	DESCRIPTION	QTY	ITEM NO.	COMM. NO.	DESCRIPTION	QTY
-	59444802	-Seal Kit (Includes Items 1 thru 7)	1	8	N.S.S.	-Nut, Lock	1
1	N.S.S.	-Cap, Seal	1	9	59366567	-Bushing, Spherical	1
2	N.S.S.	-O-Ring	1	10	N.S.S.	-Fitting, Grease	1
3	N.S.S.	-O-Ring	1	11	N.S.S.	-Piston	1
4	N.S.S.	-Ring, Back-Up	1	12	59380154	-Rod	1
5	N.S.S.	-Wiper, Rod	1	13	N.S.S.	-Tube Assembly	1
6	N.S.S.	-U-Cup	1	14	57068215	-Ring, Retaining	1
7	N.S.S.	-O-Ring	1	15	N.S.S.	-Head	1
						

**RT-700F SERIES
PARTS MANUAL**



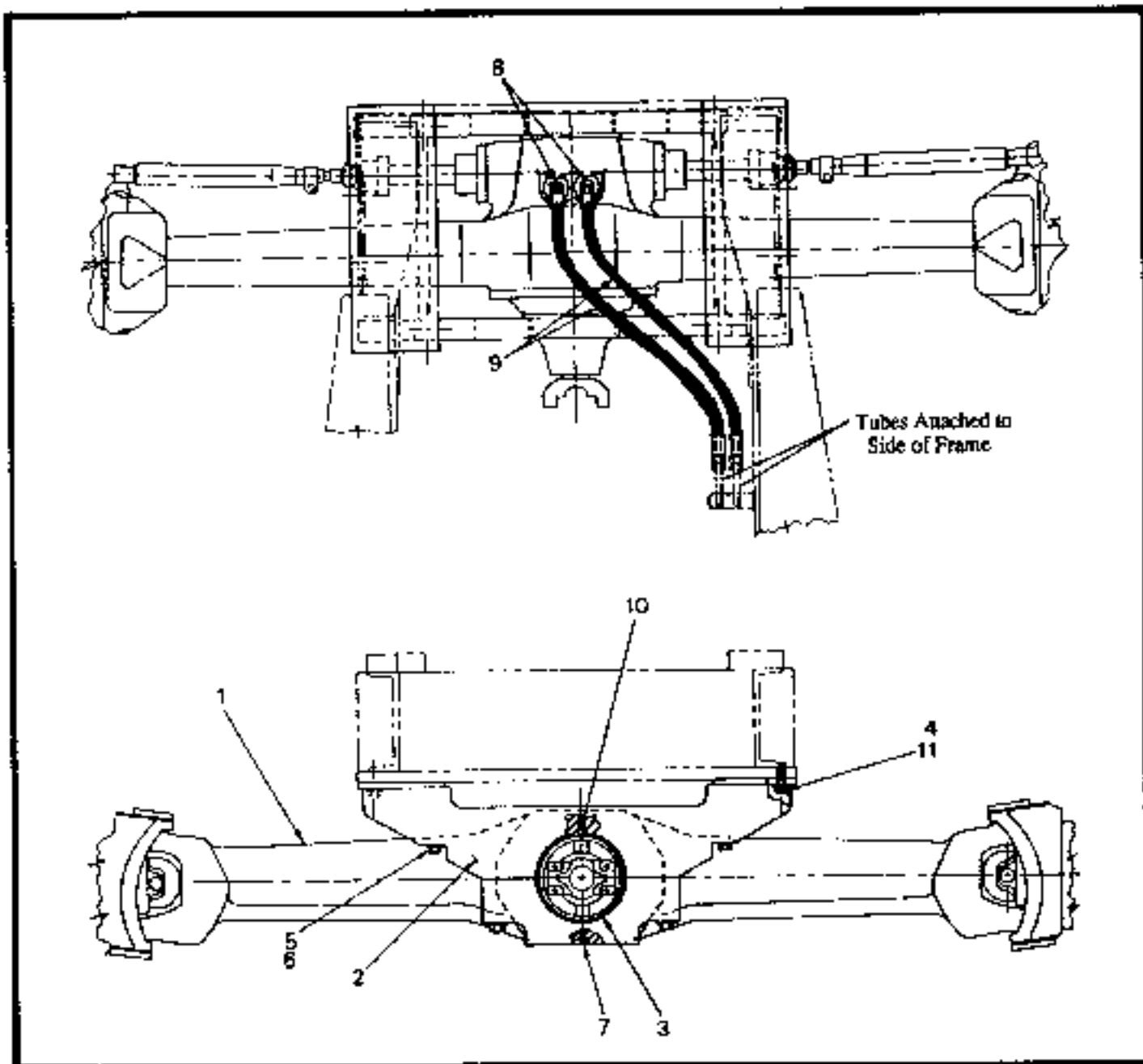
**TIE ROD ASSEMBLY (59988519) - INTERNAL BREAKDOWN (2WD)
RT-700F SERIES**

ITEM NO.	COMM. NO.	DESCRIPTION	QTY	ITEM NO.	COMM. NO.	DESCRIPTION	QTY
1	59380170	-Rod	1	5	59394536	-Tie Rod End (Left Hand Thread) (Includes Quantity 1 of Item 7)	1
2	59383307	-Clamp Assembly (Includes Items 3 and 4)	2	6	59394544	-Tie Rod End (Right Hand Thread) (Includes Quantity 1 of Item 7)	1
3	N.S.S.	-Bolt	2	7	59971184	-Seal, Dust	2
4	N.S.S.	-Nut	2			-----	

**RT-700F
PARTS MANUAL**

*****Always use Ingersoll-Rand Replacement parts!*****

RT-700F SERIES PARTS MANUAL

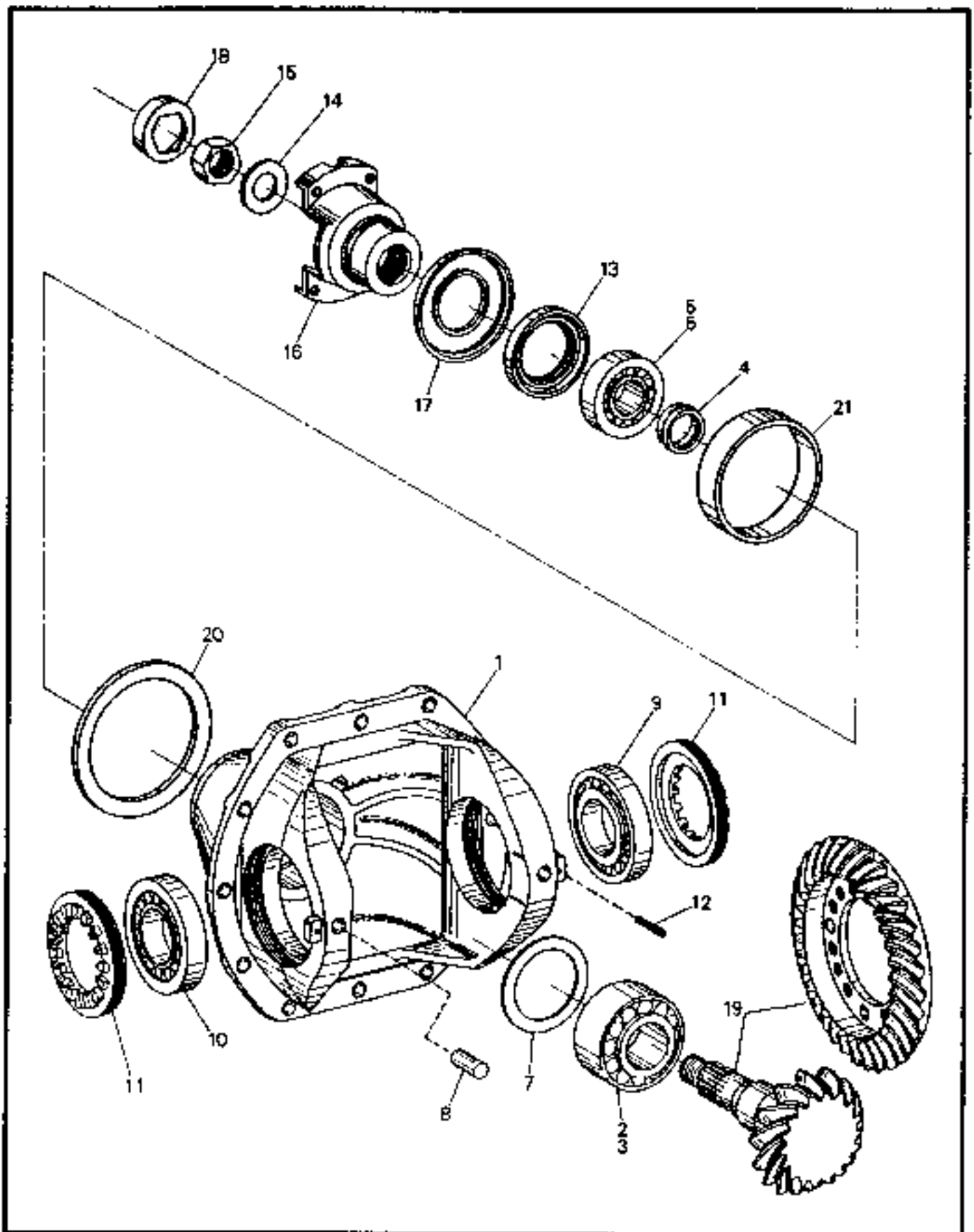


**STEER AXLE INSTALLATION (4 WD)
RT-700F SERIES**

ITEM NO.	COMM. NO.	DESCRIPTION	QTY	ITEM NO.	COMM. NO.	DESCRIPTION	QTY
1	59416669	-Steer Axle (See Breakdown)	1	7	95201281	-Fitting, Grease (.125 NPT Str.)	2
2	59344184	-Trunnion	1	8	59919670	-Adapter, Str. (6 ORB x 6 ORS)	2
3	59356832	-Bearing	2	9	59362491	-Hose Assembly (6 ORS Str. x 6 ORS Str.)	2
4	95297602	-H.H.C.S. (.50-13 x 1.25" lg.)	4	10	95209474	-Pin, Dowel (.375 x .875" lg.)	2
5	95474227	-H.H.C.S. (.50-13 x 5.5" lg.)	8	11	59673137	-Flatwasher	4
6	59537266	-Washer, Flat (.50)	4			-----	

94

**RT-700F SERIES
PARTS MANUAL**



DIFFERENTIAL CARRIER - INTERNAL BREAKDOWN
NOTE: This Assembly is part of Steer Drive Axle (59416669)
RT-700F SERIES

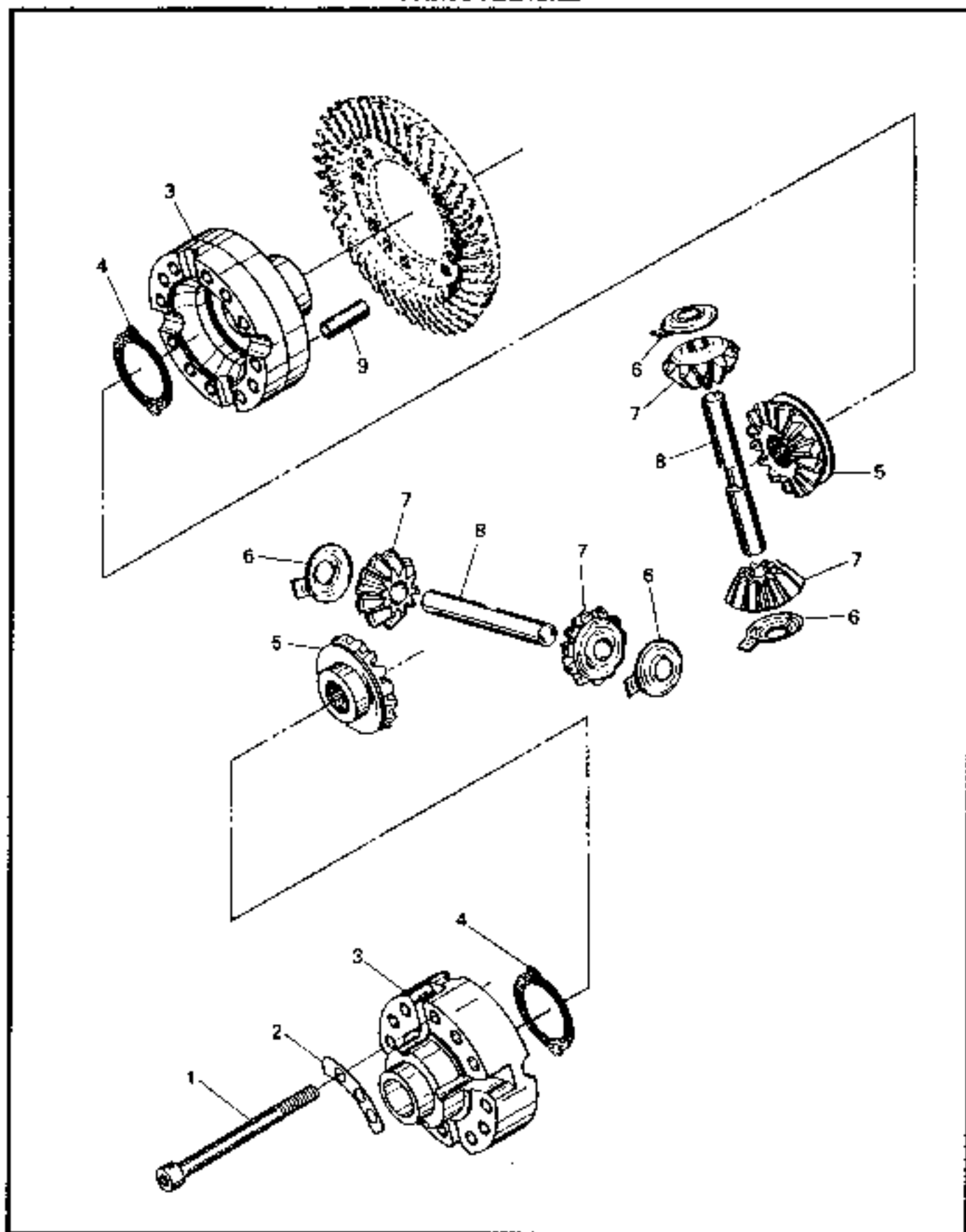
DIFFERENTIAL CARRIER - INTERNAL BREAKDOWN

NOTE: This Assembly is part of Steer Drive Axle (59416669)

RT-700F SERIES

ITEM NO.	COMPL NO.	DESCRIPTION	QTY	ITEM NO.	COMPL NO.	DESCRIPTION	QTY
1	59399519	-Axle Drive Housing	1	-	59399758	-0.65 mm	1
2	59399527	-Bearing, Inner Ring (Prior to S/N 5684)	1	-	59399766	-0.70 mm	1
3	58844267	-Bearing, Roller (Effective with S/N 5684)	1	-	59399774	-0.75 mm	1
-	59399535	-Bearing, Outer Ring (Prior to S/N 5684)	1	-	59399782	-0.85 mm	1
4	59399543	-Bushing	1	8	59399576	-Pin, Cylindrical	2
5	59399550	-Bearing, Inner Ring (Prior to S/N 5684)	1	9	59399592	-Bearing, Roller (Effective with S/N 5684)	1
6	58844275	-Bearing, Roller (Effective with S/N 5684)	1	-	59399584	-Bearing, Roller (Prior to S/N 5684)	1
-	59399568	-Bearing, Outer Ring (Prior to S/N 5684)	1	10	58844283	-Bearing, Roller (Effective with S/N 5684)	1
7	-----	-Washer, Optional	-	-	59399592	-Bearing, Roller (Prior to S/N 5684)	1
-	59399600	-1.0 mm	1	11	59399790	-Nut, Adjusting	2
-	59399618	-1.05 mm	1	12	59399808	-Pin, Slotted	2
-	59399626	-1.1 mm	1	13	58844291	-Seal, Shaft (Effective with S/N 5684)	1
-	59399634	-1.15 mm	1	-	59399816	-Seal, Shaft (Prior to S/N 5684)	1
-	59399642	-1.2 mm	1	14	59399824	-Washer	1
-	59399659	-1.25 mm	1	15	59399832	-Nut, Hex	1
-	59399667	-1.3 mm	1	16	58844309	-Flange, Output (Effective with S/N 5684)	1
-	59399675	-1.35 mm	1	-	59399840	-Flange, Output (Prior to S/N 5684)	1
-	59399683	-1.4 mm	1	17	59399857	-Screen Sheet	1
-	59399691	-1.45 mm	1	18	59399865	-Washer, Tab	1
-	59399709	-1.5 mm	1	19	58844317	-Bevel Gear Set (Effective with S/N 5684)	1
-	59399717	-1.55 mm	1	-	59399873	-Bevel Gear Set (Prior to S/N 5684)	1
-	59399725	-1.6 mm	1	20	58844390	-Washer	1
-	59399733	-0.9 mm	1	21	58844408	-Bushing	1
-	59399741	-0.95 mm	1			-----	

**RT-700F SERIES
PARTS MANUAL**



DIFFERENTIAL - INTERNAL BREAKDOWN

*NOTE: This Assembly is part of Steer Drive Axle (59416669)
RT-700F SERIES*

DIFFERENTIAL - INTERNAL BREAKDOWN

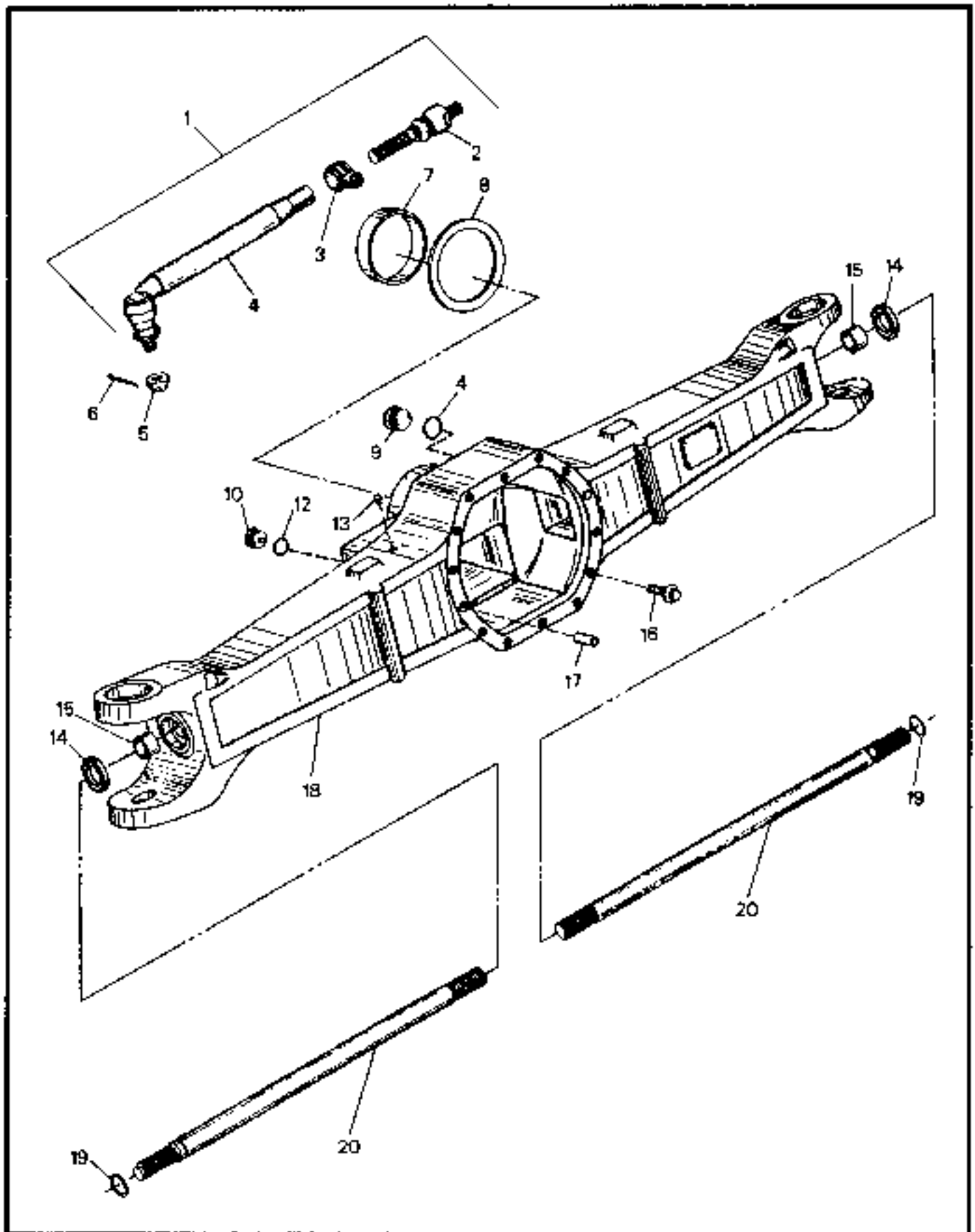
NOTE: This Assembly is part of Steer Drive Axle (59416669)

RT-700F SERIES

06

ITEM NO.	COMM. NO.	DESCRIPTION	QTY	ITEM NO.	COMM. NO.	DESCRIPTION	QTY
1	59399949	-Screw, Cap	12	6	59399923	-Washer, Thrust	4
2	59399964	-Disc, Perforated	4	7	59399915	-Differential Bevel Gear	4
3	59399881	-Differential Case	1	8	59399931	-Differential Axle	2
4	59399907	-Washer, Thrust	2	9	59399956	-Pin, Slotted	4
5	59399899	-Axle Bevel Gear	2			-----	

**RT-700F SERIES
PARTS MANUAL**



AXLE HOUSING - INTERNAL BREAKDOWN

NOTE: This Assembly is part of Steer Drive Axle (59416669)

RT-700F SERIES

AXLE HOUSING - INTERNAL BREAKDOWN

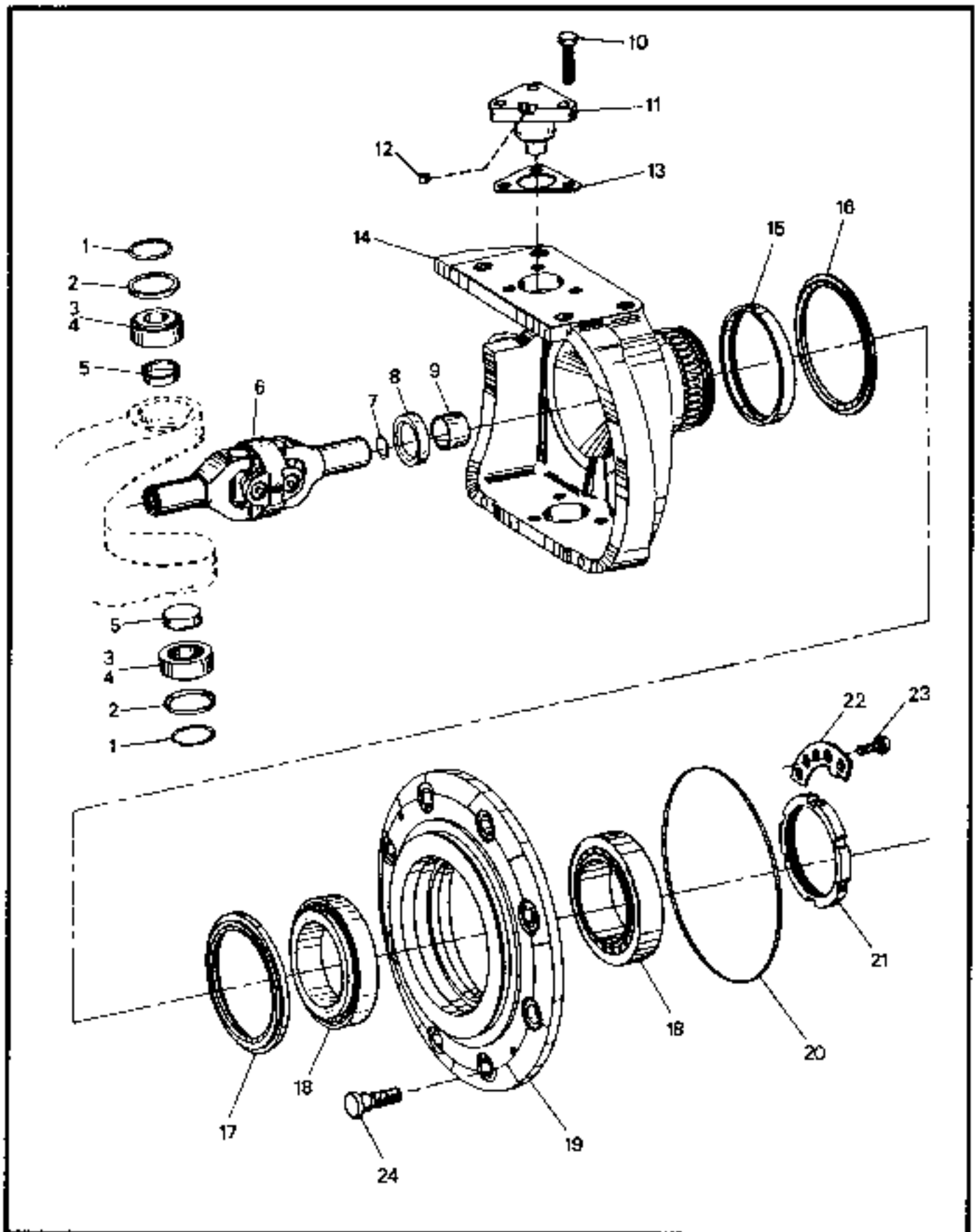
NOTE: This Assembly is part of Steer Drive Axle (59416669)

RT-700F SERIES

07

ITEM NO.	COMM. NO.	DESCRIPTION	QTY	ITEM NO.	COMM. NO.	DESCRIPTION	QTY
1	59402909	-Track Rod, R.H.	1	7	58844390	-Washer	1
-	59402917	-Track Rod, L.H.	1	8	58844408	-Bushing	1
2	59402925	-Axial Joint Assembly	2	9	59402818	-Plug, Screw	1
3	59402958	-Clamping Assembly	2	10	59402834	-Plug, Screw	1
4	58844416	-Ball Joint Assembly with Pipe, R.H. (Effective with S/N 5648)	1	11	59402826	-O-Ring	1
-	59402933	-Ball Joint Assembly with Pipe, R.H. (Prior to S/N 5648)	1	12	59402842	-O-Ring	1
-	58844424	-Ball Joint Assembly with Pipe, L.H. (Effective with S/N 5648)	1	13	59402891	-Valve, Vent	1
-	59402941	-Ball Joint Assembly with Pipe, L.H. (Prior to S/N 5648)	1	14	59402883	-Seal, Shaft	2
5	58844432	-Nut, Castle (Effective with S/N 5684)	2	15	59402875	-Bushing	2
-	59402974	-Nut, Castle (Prior to S/N 5648)	2	16	59399980	-Screw, Locking	12
6	59402966	-Pin, Center	2	-	59399998	-Screw Locking	2
				17	59402800	-Bushing	2
				18	59399972	-Axle Casing	1
				19	59402867	-Ring, Retaining	2
				20	59402859	-Shaft, Stub	2
						

**RT-700F SERIES
PARTS MANUAL**



JOINT HOUSING - INTERNAL BREAKDOWN
NOTE: This Assembly is part of Steer Drive Axle (59416669)
RT-700F SERIES

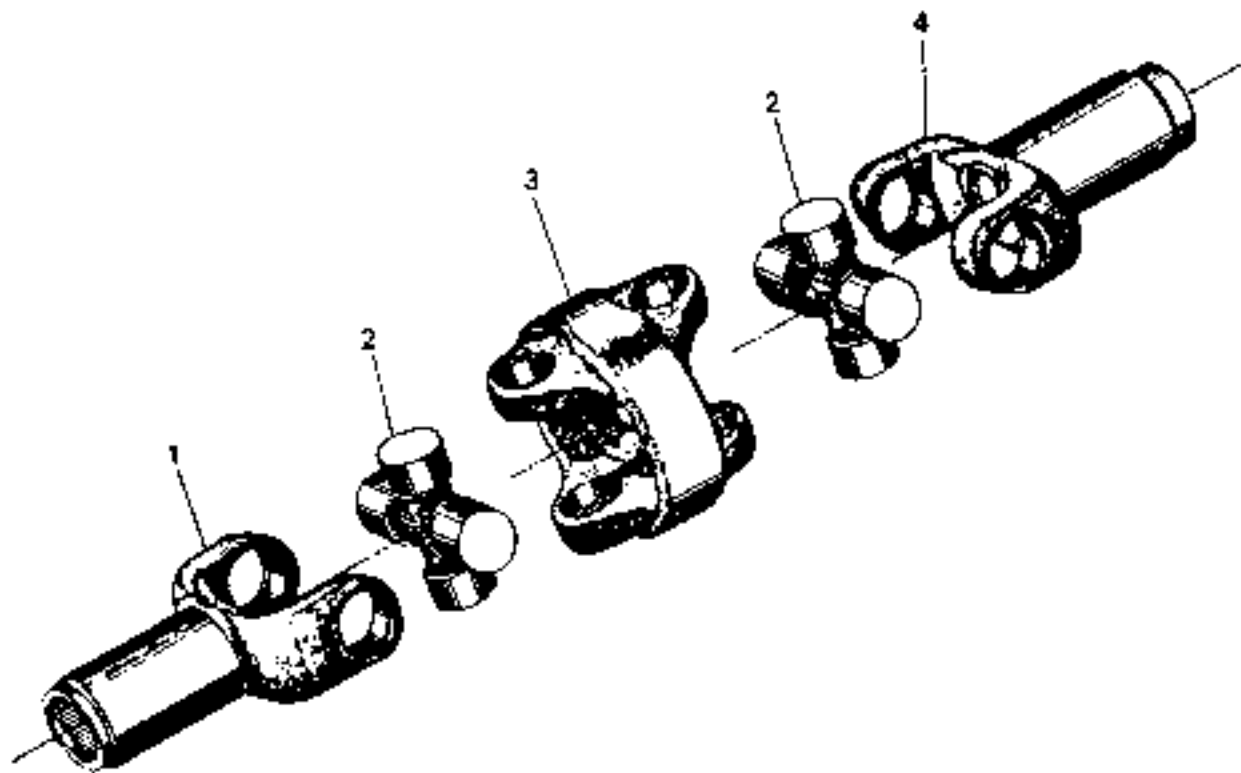
JOINT HOUSING - INTERNAL BREAKDOWN

NOTE: This Assembly is part of Steer Drive Axle (59416669)

RT-700F SERIES

ITEM NO.	COMPL. NO.	DESCRIPTION	QTY	ITEM NO.	COMPL. NO.	DESCRIPTION	QTY
1	59403048	-O-Ring	4	-	59403055	-0.6 mm	2
2	59403030	-Cap, Sealing	4	-	59403121	-0.8 mm	2
3	59403014	-Bearing, Outer Ring (Prior to S/N 5648)	4	-	59403063	-1.0 mm	2
4	58844358	-Bearing, Roller (Effective with S/N 5648)	4	-	59403071	-1.4 mm	2
-	59403022	-Bearing, Inner Ring (Prior to S/N 5648)	4	14	59402982	-Joint Housing, R.H.	1
5	59403006	-Cap, Sealing	4	-	59402990	-Joint Housing, L.H.	1
6	59403188	-Joint, Double (See Breakdown)	2	15	59403212	-Bushing	2
7	59403196	-Ring, Retaining	2	16	59403238	-Ring, Scraper	2
8	59403170	-Seal, Shaft	2	17	59403220	-Seal, Shaft	2
9	59403162	-Bushing	2	18	59403246	-Bearing, Roller	4
10	59403154	-Screw, Hex	12	19	59403204	-Hub	2
11	59403139	-Bolt, Bearing	4	20	59403253	-O-Ring	2
12	59403147	-Nipple, Lubrication	4	21	59403261	-Nut, Slotted	2
13	-----	Shlm, Optional	-	22	59403279	-Washer, Tab	2
-	58844440	-0.2 mm	2	23	58844366	-Screw, Locking (Effective with S/N 5648)	4
-	58844457	-0.3 mm	2	-	59403287	-Screw, Locking (Prior to S/N 5648)	4
-	59403113	-0.4 mm	2	24	59403295	-Bolt, Wheel	20

**RT-700F SERIES
PARTS MANUAL**



UNIVERSAL JOINT ASSEMBLY - INTERNAL BREAKDOWN

NOTE: This Assembly is part of Steer Drive Axle (59416669)

RT-700F SERIES

UNIVERSAL JOINT ASSEMBLY - INTERNAL BREAKDOWN

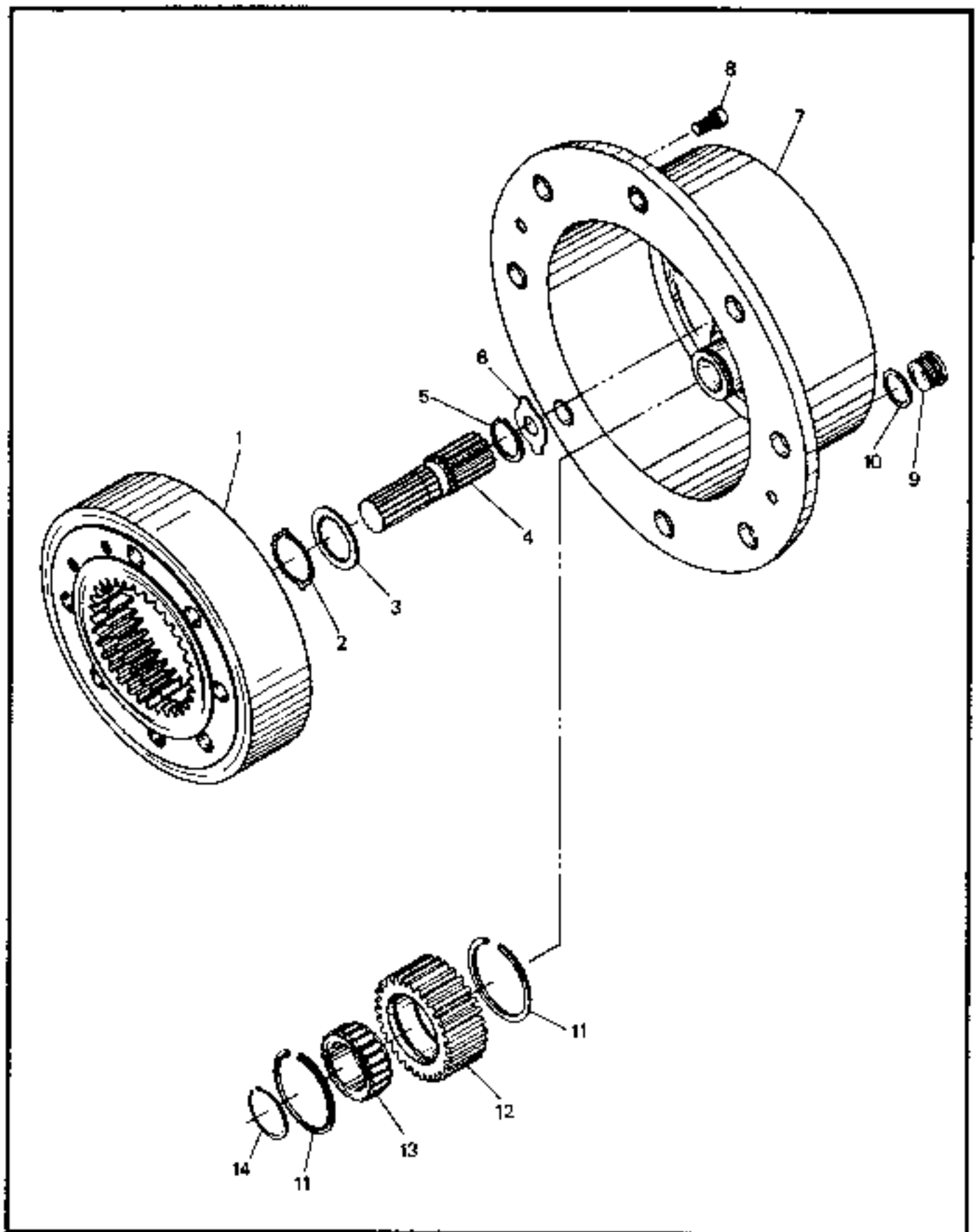
NOTE: This Assembly is part of Steer Drive Axle (59416669)

RT-700F SERIES

10A

ITEM NO.	COMM. NO.	DESCRIPTION	QTY	ITEM NO.	COMM. NO.	DESCRIPTION	QTY
1	58844499	Joint Fork Assy	2	4	58844515	Joint Fork Assembly (Effective with S/N 5648)	2
2	58844481	Joint Assembly	4	-	58844507	Joint Fork Assembly (Prior to S/N 5648)	2
3	58844473	Center, Joint Assembly	2			

**RT-700F SERIES
PARTS MANUAL**



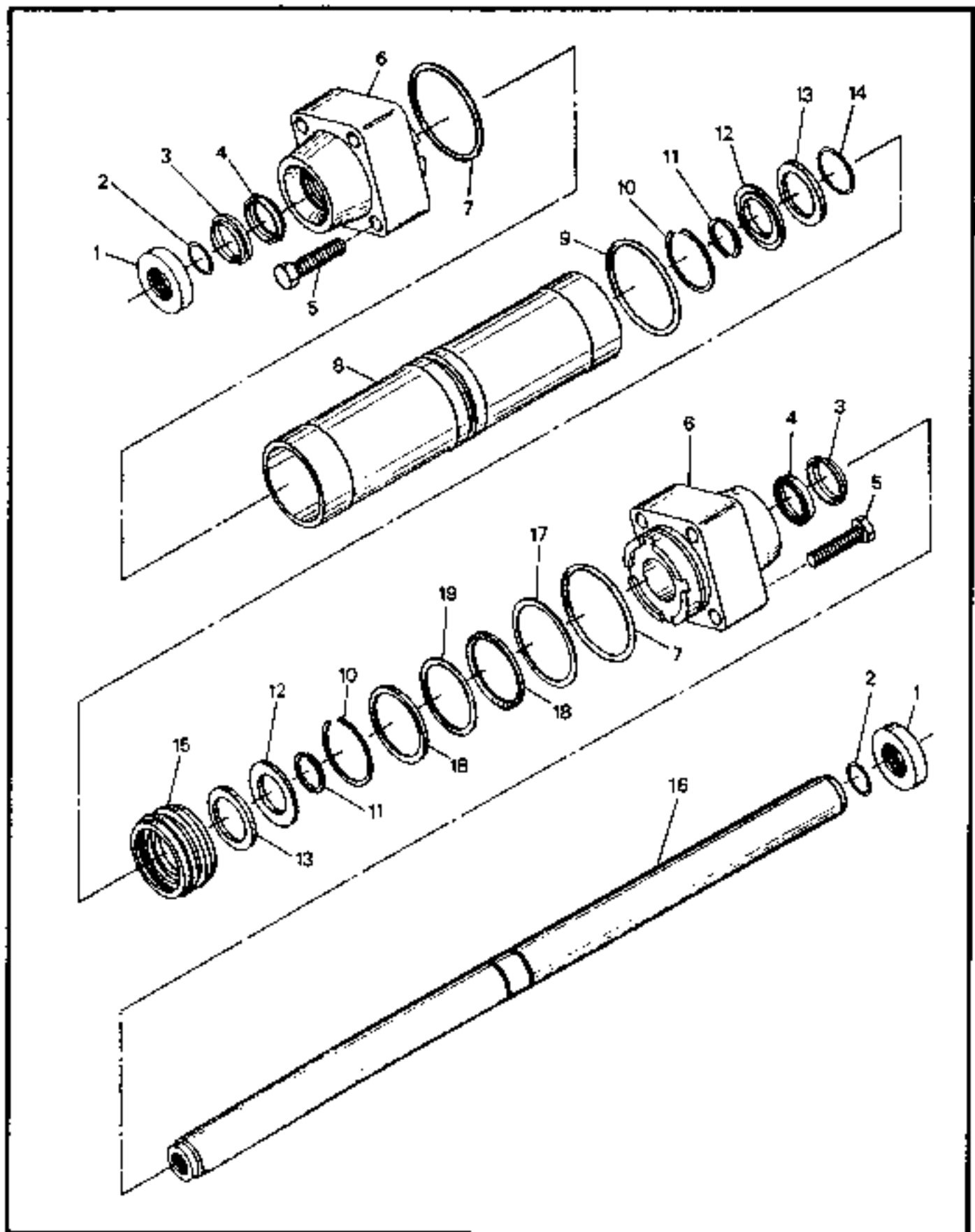
PLANETARY DRIVE - INTERNAL BREAKDOWN
NOTE: This Assembly is part of Steer Drive Axle (59416669)
RT-700F SERIES

PLANETARY DRIVE - INTERNAL BREAKDOWN
NOTE: This Assembly is part of Steer Drive Axle (59416689)
RT-700F SERIES

09

ITEM NO.	COMM. NO.	DESCRIPTION	QTY	ITEM NO.	COMM. NO.	DESCRIPTION	QTY
1	59403303	-Gear, Ring	2	-	59403436	-3.0 mm	2
2	59403329	-Washer, Thrust	2	7	59403352	-Carrier, Planet	2
3	59403337	-Washer, Thrust	2	8	59403485	-Screw, Cap	4
4	59403311	-Shaft, Sun Gear	2	9	59403469	-Plug, Screw	2
5	59403345	-Ring, Retaining	2	10	59403477	-O-Ring	2
6	-----	-Washer, Thrust (Optional)	-	11	58844382	-Ring, Angle (Effective with S/N 5648)	12
-	59403402	-1.5 mm	2	-	59403386	-Ring, Angle (Prior to S/N 5648)	12
-	59403444	-1.7 mm	2	12	58844374	-Gear, Planet (Effective with S/N 5648)	6
-	59403410	-2.0 mm	2	-	59403360	-Gear, Planet (Prior to S/N 5648)	6
-	59403451	-2.2 mm	2	13	59403378	-Bearing, Roller	6
-	59403428	-2.5 mm	2	14	59403394	-Ring, Retaining	6
-	58844465	-2.7 mm	2		-----		

**RT-700F SERIES
PARTS MANUAL**

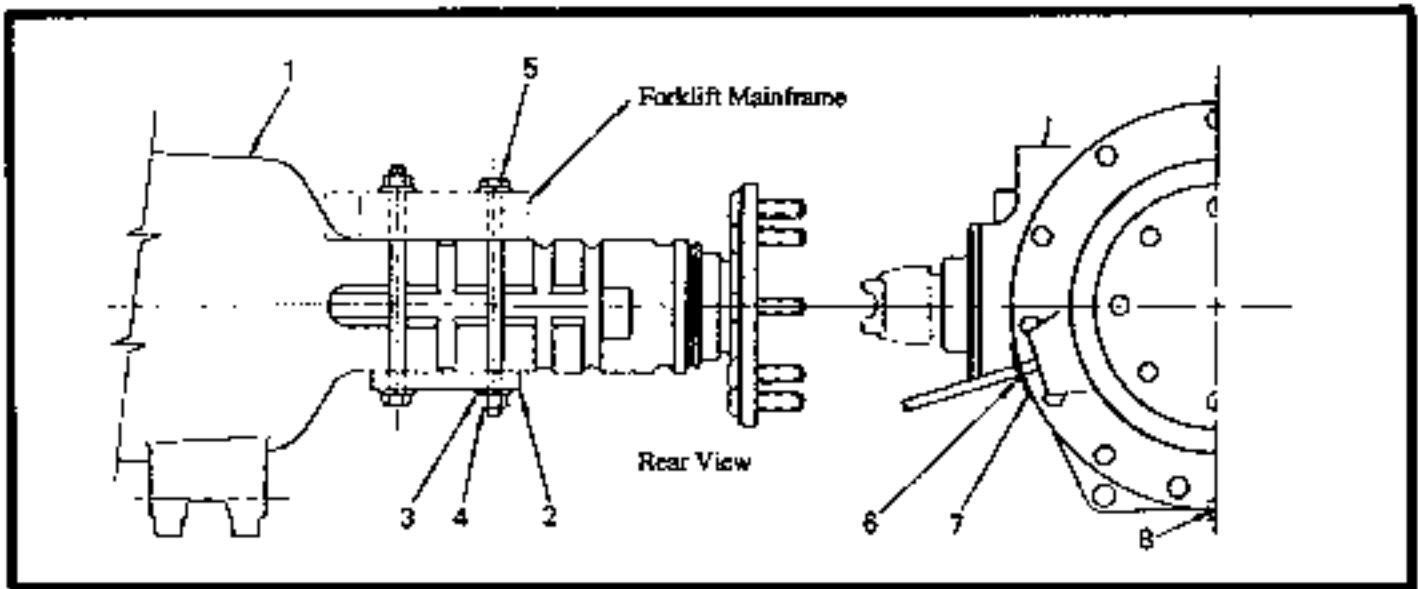


STEERING GEAR - INTERNAL BREAKDOWN
NOTE: This Assembly is part of Steer Drive Axle (59416669)
RT-700F SERIES

STEERING GEAR - INTERNAL BREAKDOWN
 NOTE: This Assembly is part of Steer Drive Axle (59416669)
RT-700F SERIES

ITEM NO.	COMPL. NO.	DESCRIPTION	QTY	ITEM NO.	COMPL. NO.	DESCRIPTION	QTY
1	59403790	-Ring, Stop	2	17	-----	-Washer (Optional)	-
2	59403808	-O-Ring	2	-	59403642	-1.0 mm	1
3	59403535	-Wiper, Rod	2	-	59403659	-1.1 mm	1
4	59403543	-O-Ring	2	-	59403667	-1.2 mm	1
5	59403782	-Screw, Hex	8	-	59403675	-1.3 mm	1
6	59403527	-Guide	2	-	59403683	-1.4 mm	1
7	59403519	-O-Ring	2	-	59403691	-1.5 mm	1
8	59403493	-Cylinder	1	-	59403709	-1.6 mm	1
9	59403501	-O-Ring	1	-	59403717	-1.7 mm	1
10	59403618	-Ring, Snap	2	-	59403725	-1.8 mm	1
11	59403600	-Ring, Split	2	-	59403733	-0.5 mm	1
12	59403592	-Ring, Retaining	2	-	59403741	-0.6 mm	1
13	59403584	-Washer	2	-	59403758	-0.7 mm	1
14	59403576	-O-Ring	1	-	59403766	-0.8 mm	1
15	59403568	-Piston	1	-	59403774	-0.9 mm	1
16	59403550	-Rod, Piston	1	18	59403634	-Ring, Scraper	2
				19	59403626	-Ring, Sealing	1

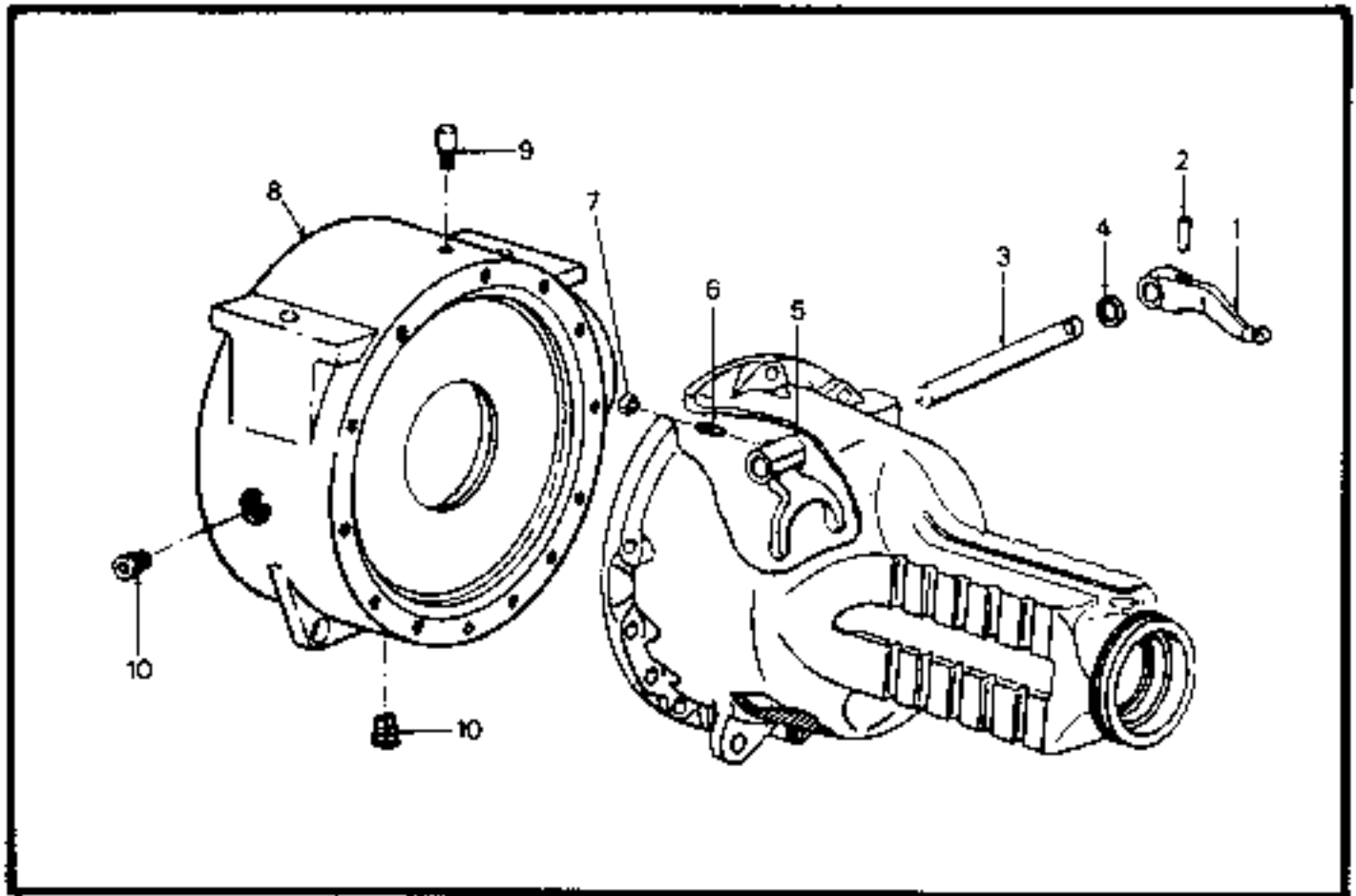
RT-700F SERIES PARTS MANUAL



DRIVE AXLE INSTALLATION RT-700F SERIES

ITEM NO.	COMM. NO.	DESCRIPTION	QTY	ITEM NO.	COMM. NO.	DESCRIPTION	QTY
1	59371690	-Drive Axle (4WD) (Effective with S/N 5595) (See Breakdown)	1	3	59311753	-Washer	16
-	59436667	-Drive Axle (2WD) (Effective with S/N 5557) (See Breakdown)	1	4	59329672	-Nut (5/8-18)	8
-	59988584	-Drive Axle (Prior to S/N 5595 for 4 WD, SN 5557 for 2WD) (See Breakdown)	1	5	59311761	-Screw, Cap (5/8-18 x 9.0" lg.)	8
2	59311779	-Pad, Lower Axle	2	6	59988576	-Fastener, Brake Rod	2
				7	59988782	-Washer, Brake Rod	2
				8	59588392	-Plug, Pipe	1
				9	59364208	-Yoke (1480 Series) (4 WD) (Prior to S/N 5595) (Not Shown)	1

**RT-700F SERIES
PARTS MANUAL**



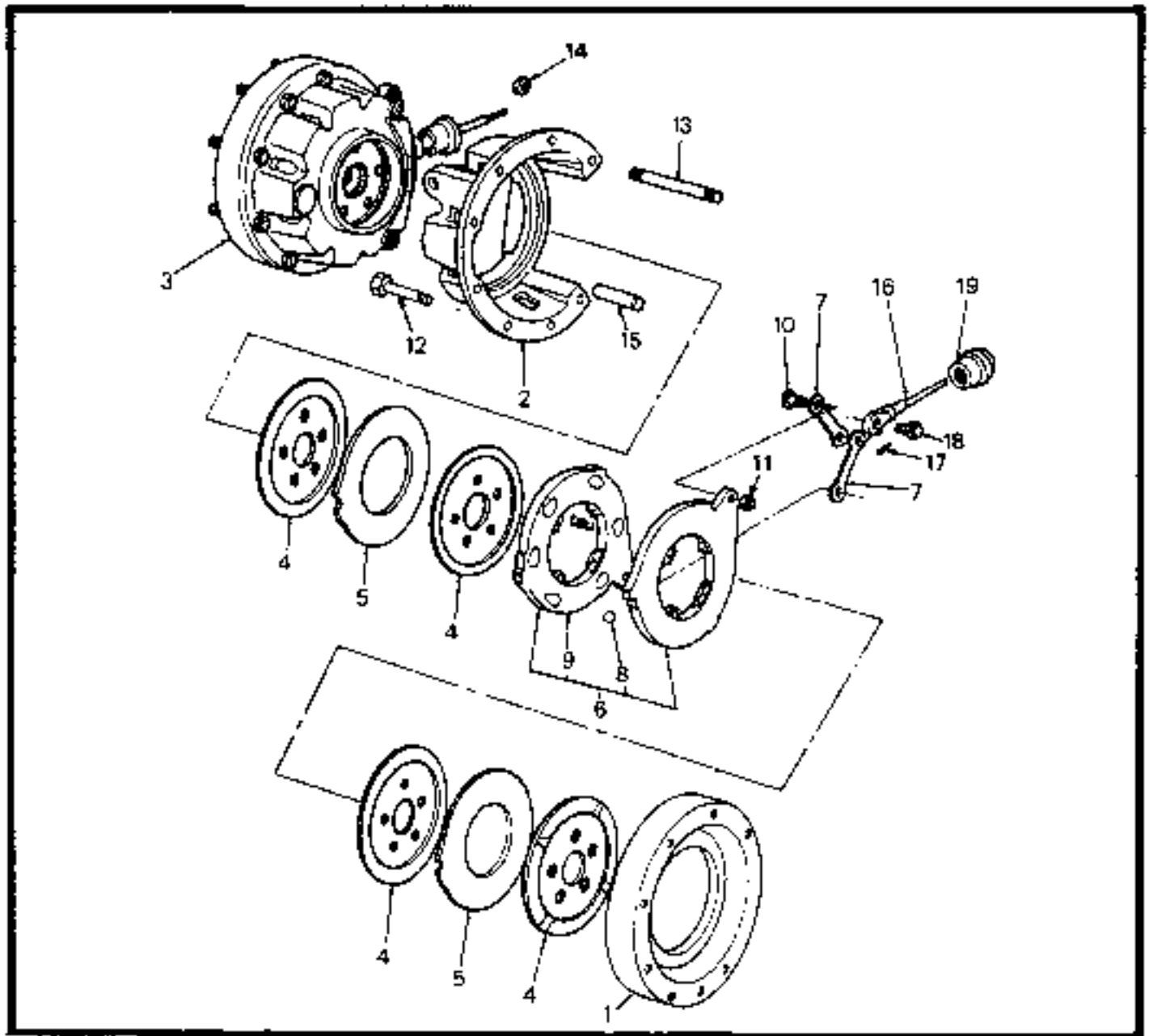
**DRIVE AXLE - INTERNAL BREAKDOWN
DIFFERENTIAL CENTER HOUSING AND LOCK
RT-700F SERIES**

ITEM NO.	COMM. NO.	DESCRIPTION	QTY	ITEM NO.	COMM. NO.	DESCRIPTION	QTY
1	59381996	-Lever, Differential Lock Operating	1	6	59382044	-Screw, Differential Lock Fork (3/8-24)	1
2	59382002	-Pin, Lever to Shaft Locking	1	7	58845447	-Nut (3/8-24) (Fork to Rail)	1
3	59382010	-Shaft, Differential Lock Lever	1	8	59382051	-Housing, Axle Differential Center	1
4	59382028	-Seal, Differential Lock Lever Shaft (29.21 mm O.D.)	1	9	59382069	-Plug, Differential - Breather	1
5	59382036	-Fork, Rear Axle Differential Lock	1	10	59382077	-Plug, Magnetic	2
						

**RT-700F
PARTS MANUAL**

*****Always use Ingersoll-Rand Replacement parts!*****

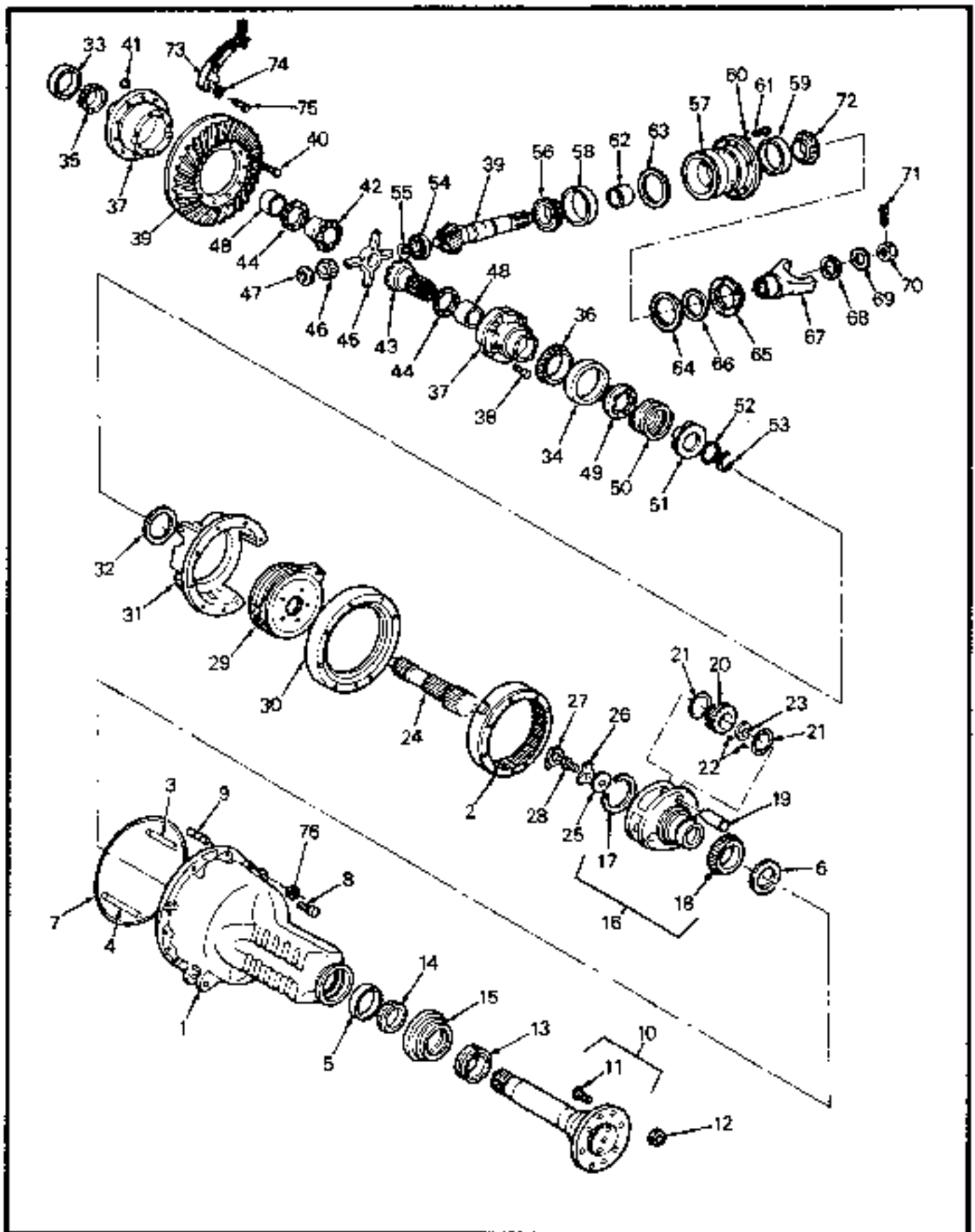
RT-700F SERIES PARTS MANUAL



**DRIVE AXLE - INTERNAL BREAKDOWN
REAR BRAKES
RT-700F SERIES**

ITEM NO.	COMM. NO.	DESCRIPTION	QTY	ITEM NO.	COMM. NO.	DESCRIPTION	QTY
		<i>NOTE: Quantities shown service both wheel ends of axle.</i>		10	59381285	Pin, Brake Actuating Disc Pivot	2
				11	59381293	Nut, Hex Jam (7/16) (Links to Disc)	4
				12	58845272	Bolt (1/2-13-20 x 4.75")	12
				13	51023604	Stud (1/2-13-20 x 7.75)	4
				14	59381301	Nut, Hex (1/2-20) (Gear and Brake Housing to Rear Axle)	16
1	59381210	Housing, Rear Brake Outer	2	15	59381319	Pin, Rear Brake Torque	2
2	59381228	Housing, Rear Brake Inner, R.H.	1	16	59381327	Rod, Brake Control	2
3	59381236	Housing, Rear Brake Inner, L.H.	1	17	59381335	Pin, Cotter (1/8" x 1")	2
4	59381244	Disc Assembly, Rear Brake	8	18	59381343	Pin, Clevis (5/8" x 1 3/8") (Clevis to Actuating Link)	2
5	59381251	Disc, Rear Brake Intermediate	4	19	59381350	Seal Assembly, Brake Rod	2
6	59381269	Disc Assembly, Rear Brake Actuating (Includes Items 7 thru 11)	4			
7	59381277	Link, Rear Brake Actuating Disc	4				
8	51025724	Ball, Rear Brake Actuating Disc	12				
9	51025732	Spring, Rear Brake Actuating Disc	8				

**RT-700F SERIES
PARTS MANUAL**



**DRIVE AXLE - INTERNAL BREAKDOWN
REAR AXLE AND DIFFERENTIAL GROUP
RT-700F SERIES**

**DRIVE AXLE - INTERNAL BREAKDOWN
REAR AXLE AND DIFFERENTIAL GROUP
RT-700F SERIES**

14

ITEM NO.	COMM. NO.	DESCRIPTION	QTY	ITEM NO.	COMM. NO.	DESCRIPTION	QTY
1	N.S.S.	-Housing Assembly, Rear Axle, R.H. with Differential Lock	1	-	59381663	-Spacer (.073/.074)	2
-	N.S.S.	-Housing Assembly, Rear Axle, L.H. (Includes Items 2 thru 4)	1	-	59381673	-Spacer (.077/.078)	2
2	59381384	-Gear (11" O.D. x 1 7/8") (Rear Axle Planet Ring)	2	-	59381681	-Spacer (.081/.082)	2
3	59381392	-Stud (1/2-13-20 x 5.25")	12	-	59381699	-Spacer (.085/.086)	2
4	51023604	-Stud (1/2-13-20 x 7.75")	4	-	59381707	-Spacer (.089/.090)	2
5	59381413	-Cup, R.A. Shaft Bearing (Outer)	2	26	59381715	-Washer, Shaft Bearing	2
6	59381400	-Cup, Rear Axle Inner Bearing (4 15/16 O.D.)	2	27	59381723	-Lock, Shaft Bolt	2
7	51023620	-O-Ring (Rear Axle to Center Housing)	2	28	59381731	-Bolt, Hex Hd. (7/8-14 x 1 5/8)	2
8	51023638	-Bolt, Hex Head (11 x 2")	20	29	N.A.	-Brake Assembly, Rear Wheel (See Rear Brakes for Breakdown)	2
-	59381434	-Bolt, Hex Head (11 x 2 3/4") (Axle Housing)	2	30	59381749	-Housing, Rear Brake Outer	2
9	59381459	-Stud (5/8-11-8 x 2.62) (Axle Housing to Center Housing)	4	31	59383323	-Housing, Rear Brake Inner, R.H.	1
10	59381467	-Shaft and Bolt Assembly 10.06" (255.00 mm) Dia. (8 Bolt) (Consists of Shaft and Item 11)	2	-	59383331	-Housing, Rear Brake Inner, L.H.	1
11	58845405	-Bolt (3/4"-16 x 2-283)(Shaft to Rear Wheel Disc)(4WD-Effective with S/N 5595)(2WD-Effective with S/N 5557)	16	32	59383349	-Shim, (.038/.040) Differential Driven Gear Bearing	1
-	59381475	-Bolt (3/4"-16 x 2 5/16) (Shaft to Rear Wheel Disc)(4WD-Prior to S/N 5595)(2WD-Prior to S/N 5557)	16	-	51025096	-Shim (.044/.046)	1
12	58845413	-Nut, Hex (3/4"-16) Shaft & Bolt Assembly to Wheel)	AR	-	51025104	-Shim (.050/.052)	1
13	58845421	-Seal	2	-	51025112	-Shim (.056/.058)	1
14	59381483	-Cone and Roller Assembly, Shaft Bearing (Outer)	2	-	51025120	-Shim (.062/.064)	1
15	59381491	-Oil Seal and Retainer Assembly (Rear Axle Shaft)	2	-	51025138	-Shim (.068/.070)	1
16	59381509	-Carrier Assembly, Planet Gear (Includes Items 17 thru 23)	2	-	51025146	-Shim (.074/.076)	1
17	59381517	-Retainer, Planet Gear Shaft	2	-	51025153	-Shim (.080/.082)	1
18	59381525	-Cone and Roller Assembly, Rear Axle Inner Bearing	2	33	51015923	NOTE: Item 32 to be Select Fit. -Cup, Differential Bearing	1
19	59381533	-Shaft, Planet Gear	6	34	51021152	-Cup, Differential Bearing, R.H.	1
20	59381541	-Gear, Rear Axle Planet	6	35	51015949	-Cone and Roller Assembly, Differential Bearing	1
21	59381558	-Washer, Planet Gear Thrust (2 1/4 O.D.)	12	36	59382101	-Cone and Roller Assembly, Differential Bearing, R.H.	1
22	59381566	-Needle Bearing Kit, Planet Gear	1	37	59382119	-Case Assembly, Differential Gear	1
-	59381574	-Needle, Qty. 32 (.312 x 1") (7.95 x 25.4mm)	6	38	59382127	-Screw, Differential Gear Case	8
23	59381582	-Spacer, Planet Gear Needle Bearing (1.91 O.D.)	6	39	59382135	-Gear Set, Matched (1.50:1)	1
24	59381590	-Gear, Planet Sun	2	40	510255286	-Bolt, Gear to Differential Case	12
25	59381608	-Spacer, (.049/.050) Shaft Bearing NOTE: Alternate 59381616 thru 59381707 by Select Fit.	2	41	51025294	-Nut, Hex Lock (1/2-20) (Gear to Differential Case Bolt)	12
-	59381616	-Spacer (.053/.054)	2	42	51025302	-Gear, Differential Side	1
-	59381624	-Spacer (.057/.058)	2	43	59382143	-Gear, Differential Side	1
-	59381632	-Spacer (.061/.062)	2	44	51025310	-Washer, Differential Gear Thrust	2
-	59381640	-Spacer (.065/.066)	2	45	51025336	-Spider, Rear Axle Differential	1
-	59381657	-Spacer (.069/.070)	2	46	51025344	-Pinion Assembly, Differential	4
				47	51025351	-Washer, Differential Pinion Thrust	4
				48	51025328	-Bushing, Differential Case	2
				49	59382150	-Adapter, Differential Lock Gear Case	1
				50	59382168	-Spring, Differential Lock Coupling	1
				51	59382176	-Coupling, Differential Lock	1
				52	59382184	-Washer, Differential Lock Coupling Stop	1
				53	59382192	-Ring, Differential Lock	1
				54	51025369	-Bearing Assembly, Drive Pinion Pilot	1
				55	51025377	-Lock Ring, Drive Pinion Pilot Bearing	1
				56	59381756	-Cone and Roller Assembly, Drive Pinion	1
				57	59381764	-Retainer Assembly, Drive Pinion Gear Bearing	1
				58	59381772	-Cup, Drive Pinion Bearing	1
				59	51015998	-Cup, Drive Pinion Bearing	1
				60	51025633	-Washer, Lock (9/16)	6
				61	51025625	-Bolt, Hex Hd. (9/16"-12 x 1) (Retainer Assembly to Center Housing)	10

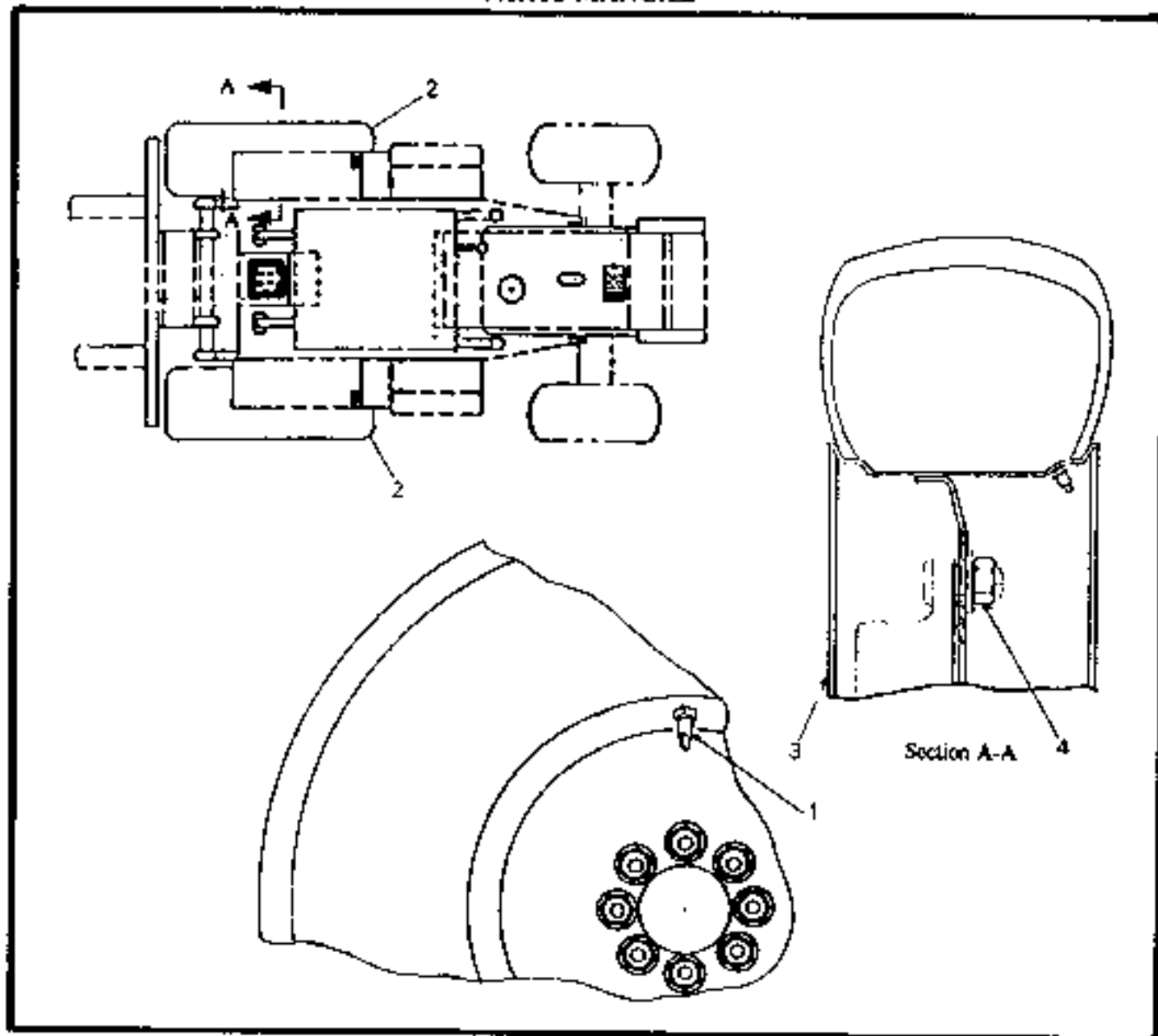
**RT-700F
PARTS MANUAL**

*****Always use Ingersoll-Rand Replacement parts!*****

**DRIVE AXLE - INTERNAL BREAKDOWN
REAR AXLE AND DIFFERENTIAL GROUP
RT-700F SERIES**

ITEM NO.	COMDL NO.	DESCRIPTION	QTY	ITEM NO.	COMDL NO.	DESCRIPTION	QTY
		<i>NOTE: Alternate 59381780 thru 59381921 by Select Fit.</i>		63	51025542	-Seal, O-Ring (4/625 x .139 w.)	1
62	59381780	-Spacer, (1.2540/1.2543) Drive Pinion Bearing	1	64	51025559	-Seal Drive Pinion Bearing Retainer	1
-	59381798	-Spacer (1.2560/1.2565)	1	65	51025567	-Retainer	1
-	59381806	-Spacer (1.2580/1.2585)	1	66	51015972	-Seal Assembly, Drive Pinion	1
-	59381814	-Spacer (1.2600/1.2605)	1	67	58845439	-Flange U-Join (Axle End)	1
-	59381822	-Spacer (1.2620/1.2625)	1	-	51025575	-Flange U-Join (Axle End)(2WD)	1
-	59381830	-Spacer (1.2640/1.2645)	1			(4WD-Prior to S/N 5595)	
-	59381848	-Spacer (1.2660/1.2665)	1	68	51025583	-Seal, Drive Pinion Saline	1
-	59381855	-Spacer (1.2680/1.2685)	1	69	59381939	-Washer, Drive Pinion Retainer	1
-	59381863	-Spacer (1.2700/1.2705)	1	70	59381947	-Nut, Hex Slotted (1 1/4-18)	1
-	59381871	-Spacer (1.2720/1.2725)	1	71	59381954	-Pin, Cotter (3/16 x 2 1/8)	1
-	59381889	-Spacer (1.2740/1.2745)	1	72	51015980	-Cone and Roller Assembly, Drive Pinion	1
-	59381897	-Spacer (1.2760/1.2765)	1	73	59381962	-Block, Driven Gear Thrust	1
-	59381905	-Spacer (1.2780/1.2785)	1	74	59381970	-Washer, Lock (7/16)	2
-	59381913	-Spacer (1.2800/1.2805)	1	75	59381988	-Bolt, Hex Hd. (14 x 1) (Block to Axle Housing)	2
-	59381921	-Spacer (1.2820/1.2825)	1	76	59381442	-Nut, Hex (5/8-18)	4

**RT-700F SERIES
PARTS MANUAL**

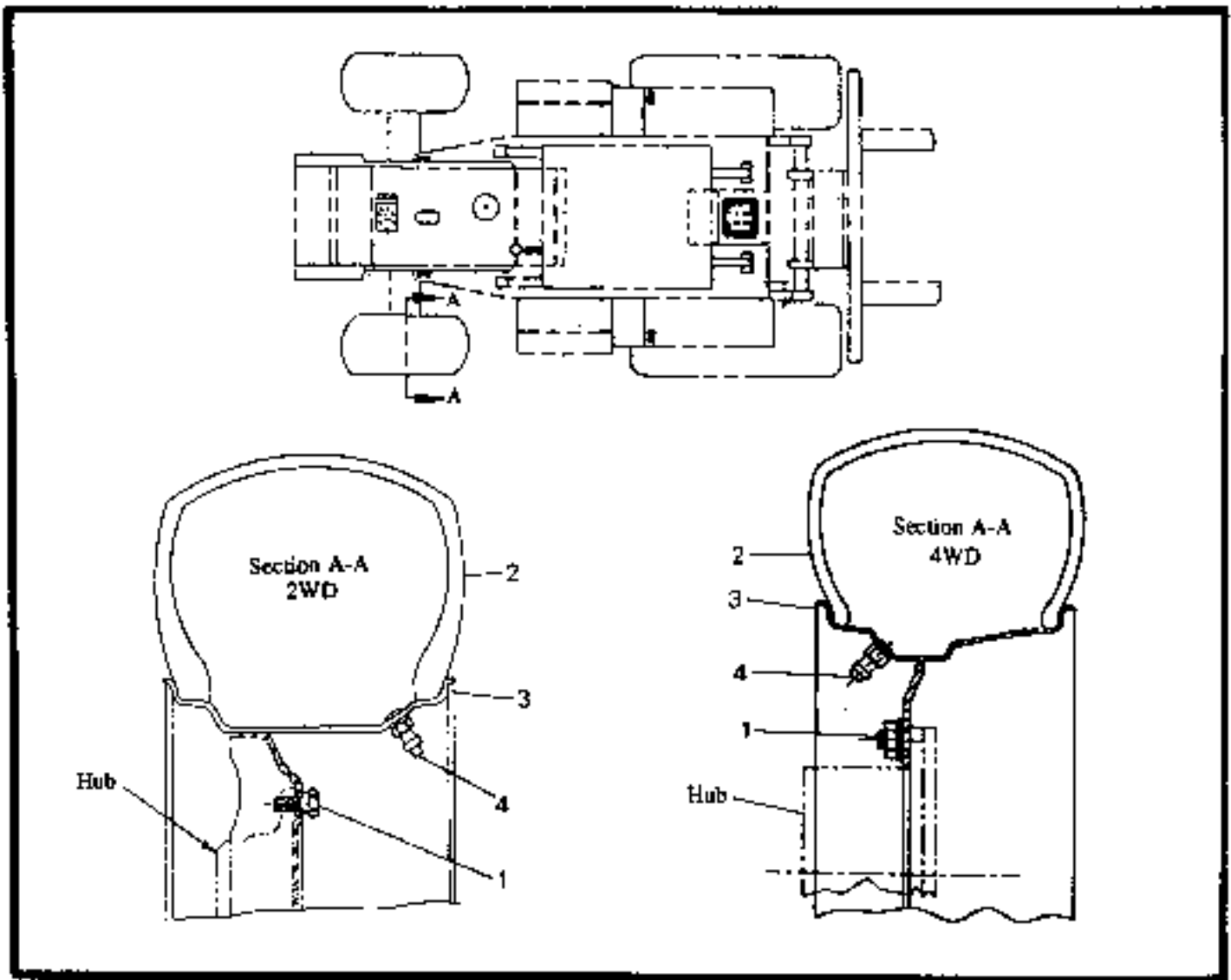


**FLOATATION DRIVE TIRE ASSEMBLY
RT-700F**

ITEM NO.	COMM. NO.	DESCRIPTION	QTY	ITEM NO.	COMM. NO.	DESCRIPTION	QTY
1	59524447	-Steer. Valve	2	3	59312942	-Wheel	2
2	59312934	-Drive Tire (21L x 24 - 12 - R4)	2	4	59329920	-Nur. Wheel	16
						

13

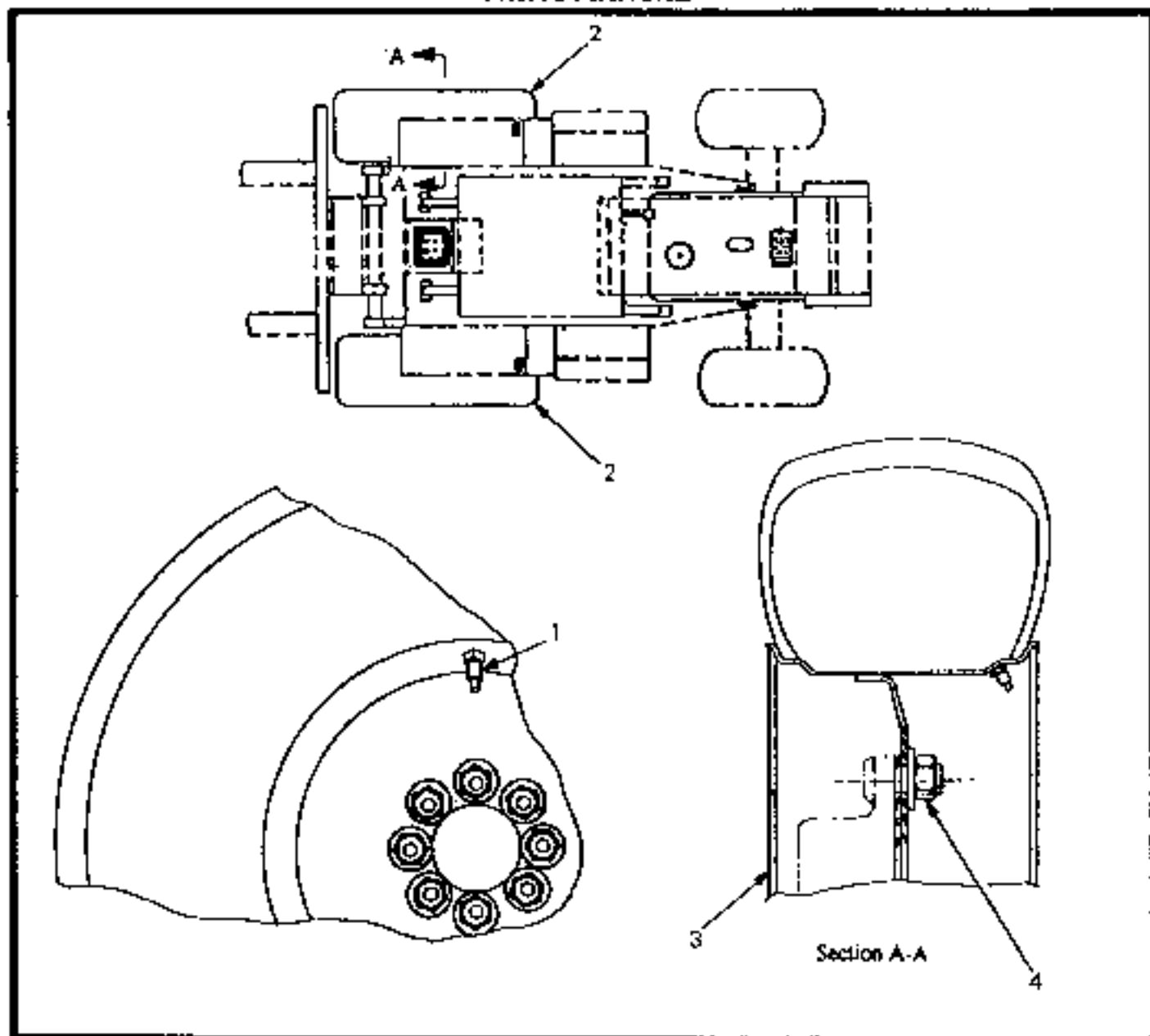
**RT-700F SERIES
PARTS MANUAL**



**STEER TIRE ASSEMBLY
RT-700F SERIES**

ITEM NO.	COMM. NO.	DESCRIPTION	QTY	ITEM NO.	COMM. NO.	DESCRIPTION	QTY
1	59999852	-Bolt, Wheel (2WD)	16				
2	59988758	-Tire (10 Ply 11L x 16) (RT-705F) (2WD)	2	5	59311977	-Wheel (RT-708F) (2WD) (2WD)	2
	59988766	-Tire (12 Ply 12.5L x 16) (RT-706F) (2WD)	2			-Wheel (RT-708F) (2WD) (Used on item 4)	
	59988741	-Tire (12 Ply 11 x 16) (RT-708F) (2WD)	2	6	59347583	-Tire (4WD; 110.5 x 50 10 Ply)	2
3	59988592	-Wheel (2WD)	2	7	59347575	-Wheel (4WD) (Used on item 6)	2
4	59311969	-Tire (8 Ply 16.5L x 16.1) (RT-708F)	2	8	59324447	-Valve	2
						

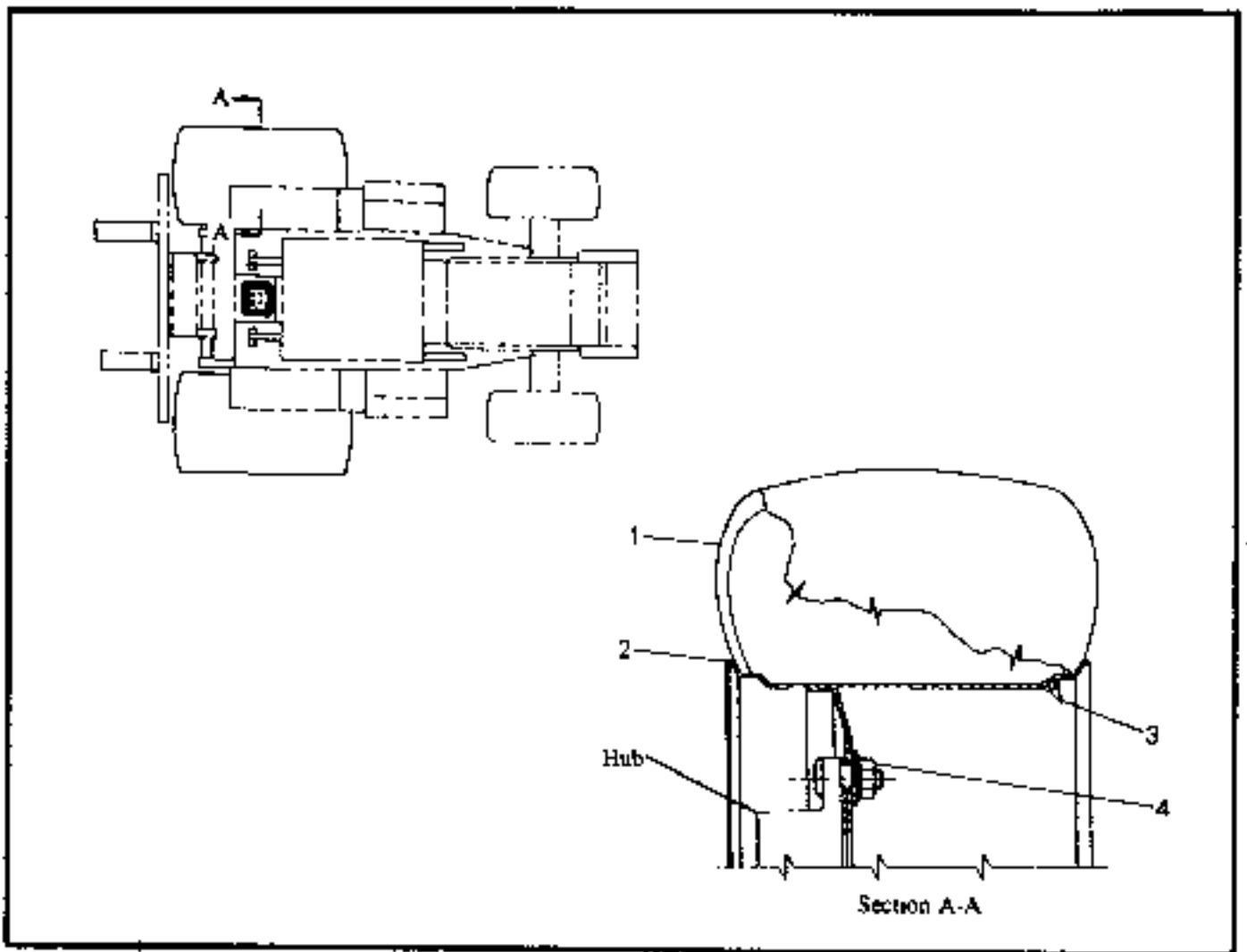
**RT-700F SERIES
PARTS MANUAL**



**DRIVE TIRE ASSEMBLY
RT-700F SERIES**

ITEM NO.	COMM. NO.	DESCRIPTION	QTY	ITEM NO.	COMM. NO.	DESCRIPTION	QTY
1	59524447	-Valve	2	-	59969055	-Drive Tire (RT-706F) (18.4 x 24-8-R4)	2
2	59988089	-Drive Tire (RT-705F) (16.9 x 24-8-R4)	2	-	59340497	-Drive Tire (RT-706F) (16.9 x 24-10-R4)	2
-	59988725	-Drive Tire (RT-705F and RT-706F) (16.9 x 24-10-R1)	2	-	59988733	-Drive Tire (RT-708F) (18.4 x 24-12-R4)	2
-	59969048	-Drive Tire (RT-705F and RT-706F) (16.9 x 24-6PR-R3)	2	3	59988691	-Wheel	2
				4	59329920	-Wheel, Nut (3/4-16)	16
						

RT-700F SERIES
PARTS MANUAL



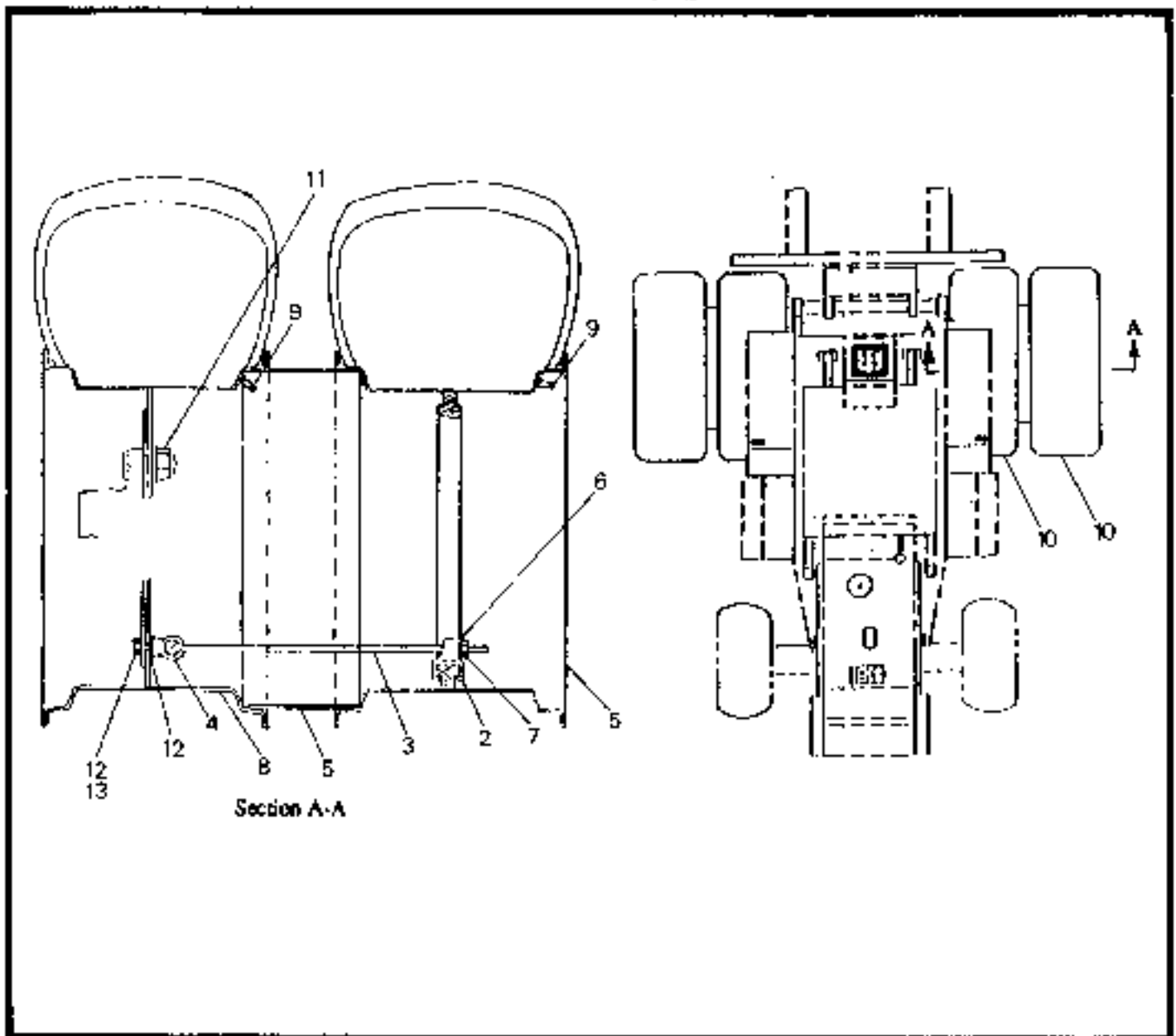
TERRA TIRE ASSEMBLY
RT-705F

ITEM NO.	COMM. NO.	DESCRIPTION	QTY	ITEM NO.	COMM. NO.	DESCRIPTION	QTY
1	59329920	-Nut, Wheel	16	3	59392779	-Wheel	2
2	59392738	-Tire, Terra (54-31.00-26)	2	4	59524447	-Valve	2

**RT-700F
PARTS MANUAL**

Always use Ingersoll-Rand Replacement parts!

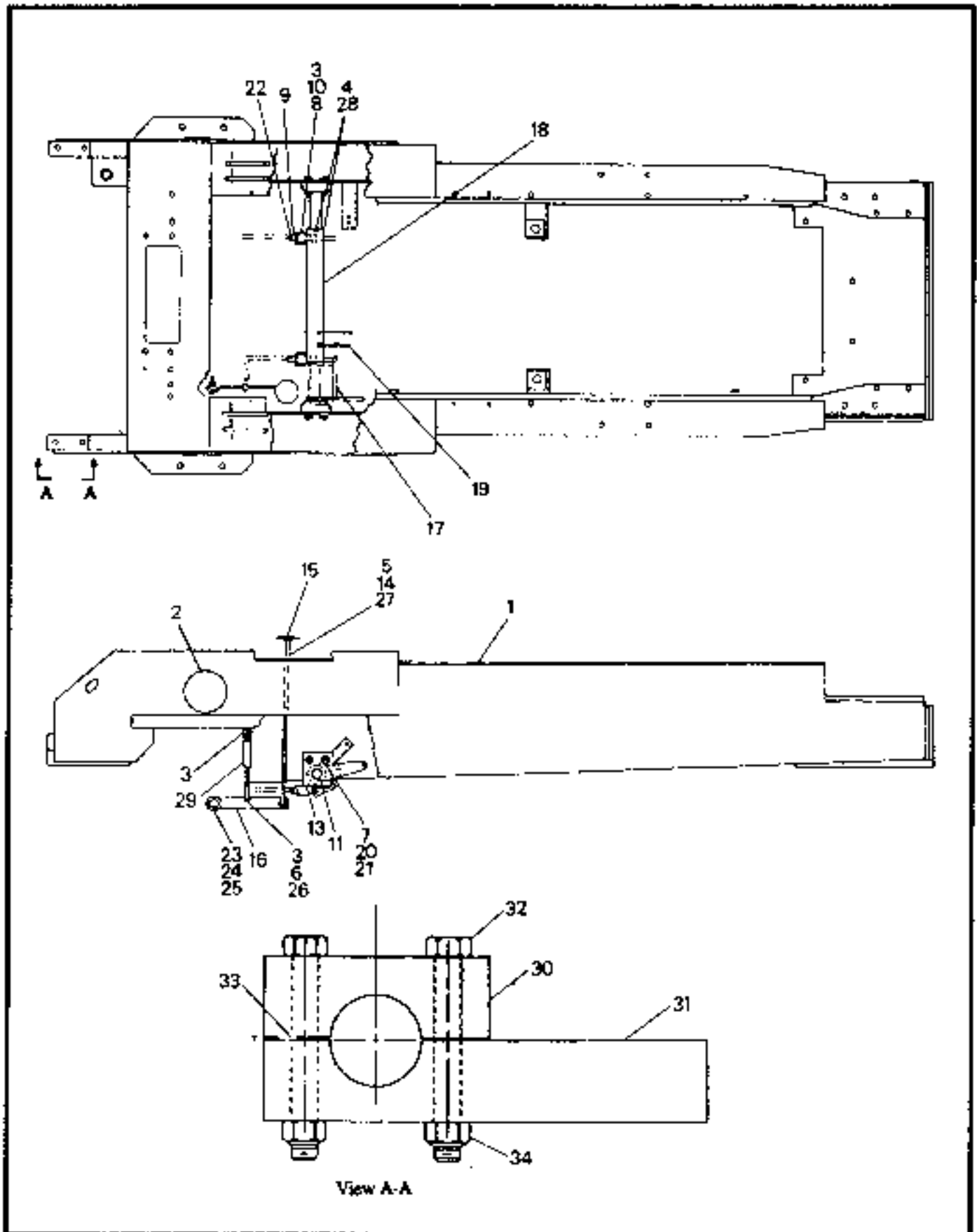
RT-700F SERIES PARTS MANUAL



**DUAL WHEEL ASSEMBLY
RT-700F SERIES**

ITEM NO.	COMM. NO.	DESCRIPTION	QTY	ITEM NO.	COMM. NO.	DESCRIPTION	QTY
1	59989160	-Dual Wheel Kit (Includes Items 2 thru 7)	1	7	95077822	-Nut (3/4-10)	6
2	59311894	-Clamp	6	8	59988691	-Wheel	2
3	59311910	-Hook	6	9	59524447	-Valve	4
4	59311902	-Eye	6	10	59988717	-Drive Tire (16 x 24 - 6 - R4)	4
5	59313015	-Rim	2	11	59329920	-Nut, Wheel (3/4-16)	16
6	59312884	-Washer	6	12	95200093	-Washer, Flat (3/4)	12
				13	95423166	-H.H.C.S. (3/4-10 x 1.25" lg.)	6

**RT-700F SERIES
PARTS MANUAL**



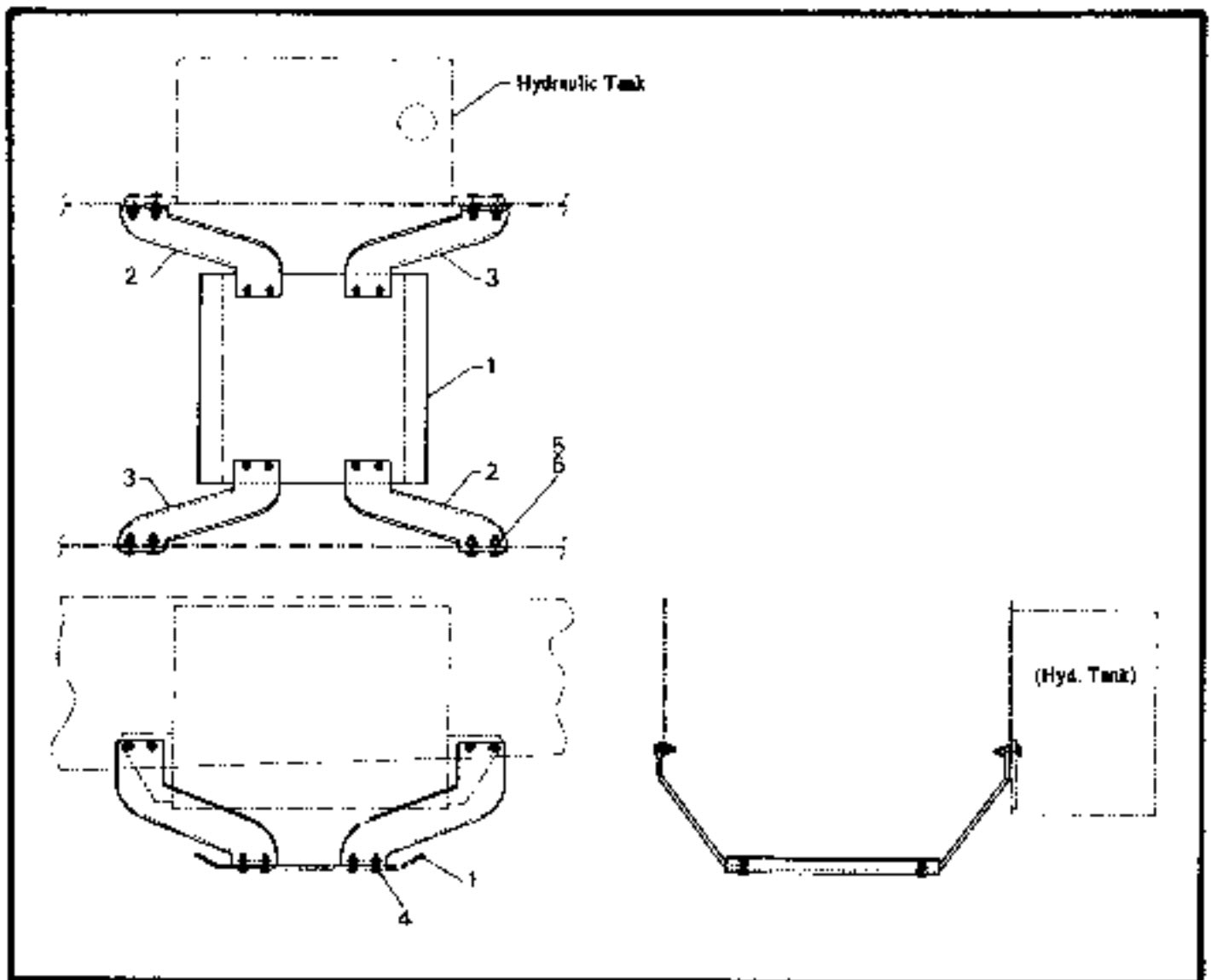
**MAIN FRAME INSTALLATION
RT-700F SERIES**

**MAIN FRAME INSTALLATION
RT-700F SERIES**

20

ITEM NO.	COMM. NO.	DESCRIPTION	QTY	ITEM NO.	COMM. NO.	DESCRIPTION	QTY
1	59353029	-Main Frame (4WD)	1	-	59999896	-Bushing	2
-	59991208	-Main Frame (2WD) (Includes Items 30 thru 34)	1	20	95922597	-Washer, Lock (Effective with S/N 5626)	4
2	59307082	-Cover Assembly	2	-	95081824	-Washer, Lock (1/2 Reg.) (2WD) Prior to S/N 5626)	4
3	95201414	-Pin, Cotter (.09 x 1.0)	4	21	59327866	-Nut (1/2-13)	4
4	95093399	-Pin, Cotter (.18 x 2.0)	2	22	59329656	-Nut (7/16-20)	2
5	95439907	-Pin, Cotter (.156 x 1.25)	1	23	95920039	-Bolt (Effective with S/N 5626)	1
6	59997957	-Pin, Yoke (.43)	1	-	95335386	-H.H.C.S. (3/4-10 x 2.0" lg.)	1
7	95919593	-H H.C.S. (Effective with S/N 5626)	4	24	95922282	-Washer (3/4) (Effective with S/N 5626)	2
-	95412821	-H.H.C.S. (1/2-13 x 2.0" lg.) (Prior to S/N 5626)	4	-	95069571	-Washer (3/4) (Prior to S/N 5626)	2
8	59311712	-Pin	2	25	59327890	-Nut, Hex (3/4-10)	1
9	59996496	-Nut, Brake Pull Rod	2	26	95923074	-Nut, Jam (5/16-24) (Effective with S/N 5626)	1
10	59996488	-Clevis	2	-	95280863	-Nut, Jam (5/16-24) (Prior to S/N 5626)	1
11	59997940	-Shaft-Brake Pivot	1	27	99922373	-Washer (.375) (Effective with S/N 5626)	1
13	59997963	-Bar/Pivot (Brake Shaft)	1	-	95064689	-Washer (.375) (Prior to S/N 5626)	1
14	59997973	-Rod Assembly, Pedal	1	28	59311746	-Washer	4
15	59997999	-Pad Assembly, Pedal	1	29	59311738	-Rod and Tube Assembly with Clevis	1
16	59309971	-Bar, Pivot	1	30	59991398	-Pivot Block Upper (2WD)	1
17	59997932	-Bellcrank (Brake)	1	31	59991406	-Pivot Block Lower (2WD)	1
18	59997833	-Bellcrank Assembly w/Bushing, R. H.	1	32	95839650	-Screw, Cap (.62-5.0) (2WD)	2
-	59999896	-Bushing	2	33	95227294	-Washer, Lock (.62) (2WD)	2
19	59997841	-Bellcrank Assembly w/Bushing, L.H.	1	34	95077442	-Nut (5/8-11) (2WD)	2

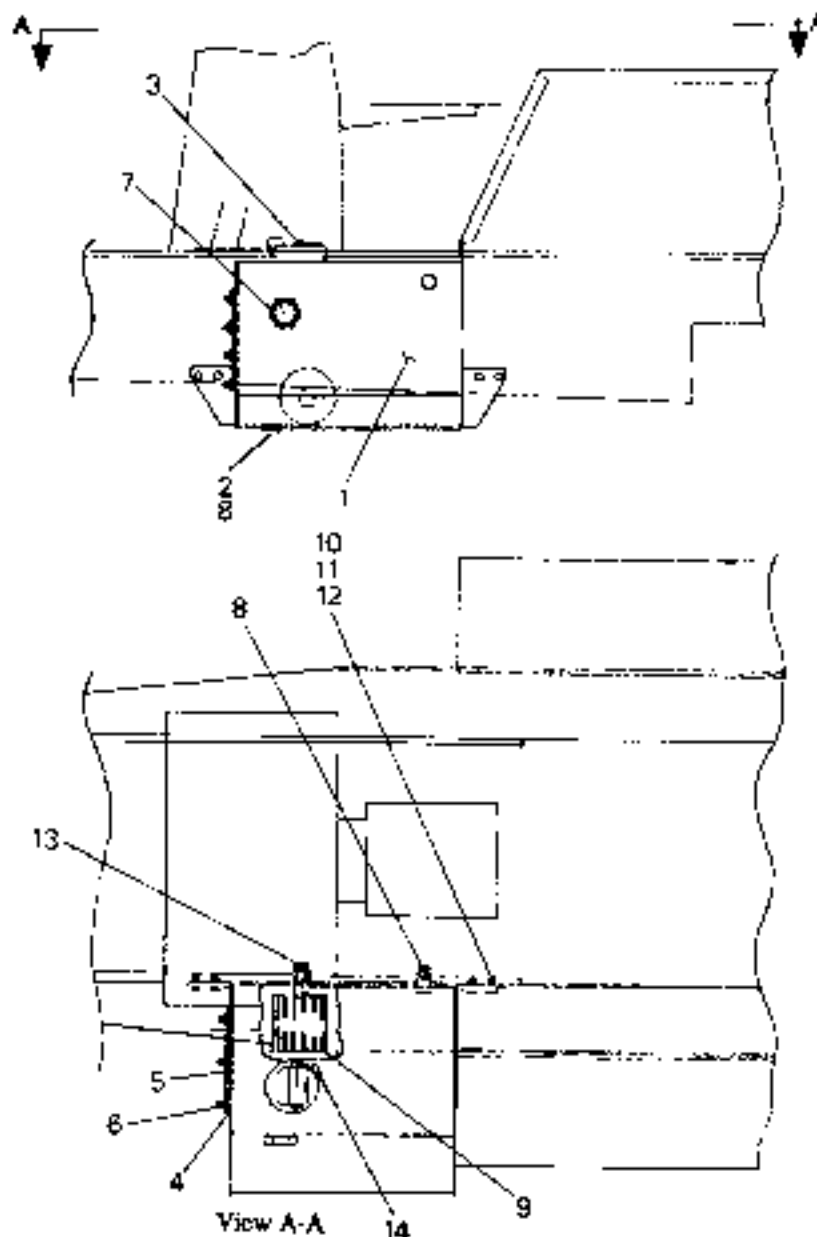
RT-700F SERIES
PARTS MANUAL



SKID PLATE INSTALLATION AND ASSEMBLY (4WD)
RT-700F SERIES

ITEM NO.	COMPL. NO.	DESCRIPTION	QTY	ITEM NO.	COMPL. NO.	DESCRIPTION	QTY
1	59347526	-Pan, Skid	1	4	59922153	-Bolt (3/8-16 x 1.25" lg.)	8
2	59347500	-Hanger, R.H.	2	5	59764514	-Bolt (1/2-13 x 1.50" lg.)	4
3	59347518	-Hanger, L.H.	2	6	59726414	-Nut (1/2-13)	4
						

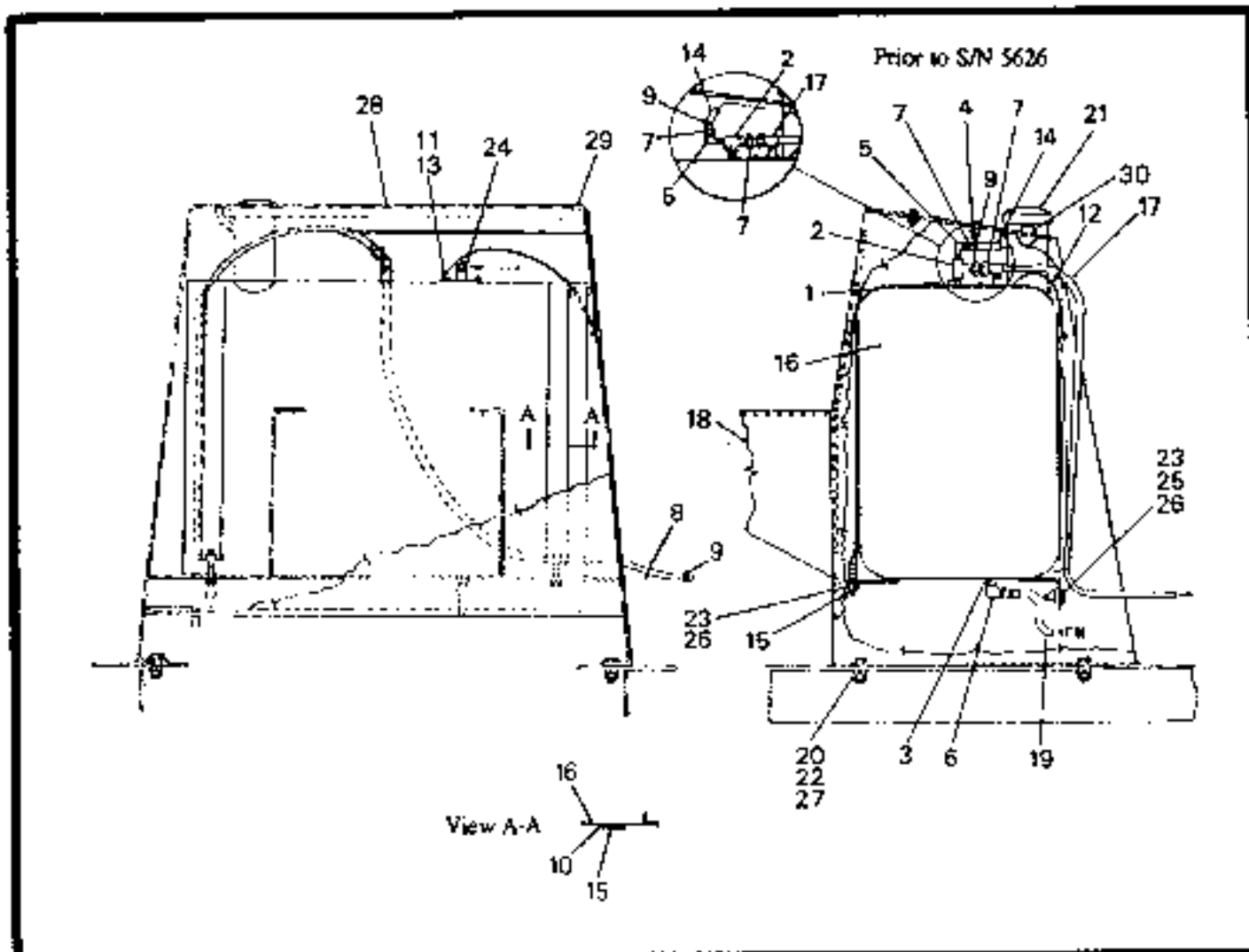
RT-700F SERIES PARTS MANUAL



HYDRAULIC RESERVOIR INSTALLATION RT-700F SERIES

ITEM NO.	COMM. NO.	DESCRIPTION	QTY	ITEM NO.	COMM. NO.	DESCRIPTION	QTY
1	59991810	-Hydraulic Reservoir (Includes Items 2 thru 6)	1	9	59988014	-Strainer	1
2	59560185	-Plug	1	10	95412821	-Bolt (1/2-13 x 2-0" lg.)	4
3	59978858	-Cap, Tank	1	11	59539569	-Washer, Hard (Effective with S/N 5626)	4
4	59992608	-Gasket	1	-	59539569	-Washer, Flat (1/2) (Prior to S/N 5626)	4
5	59992016	-Cover	1	12	59327866	-Nut, Hex (Effective with S/N 5626)	4
6	59607941	-Nut (3/8-16)	10	-	95077574	-Nut (1/2-13) (Prior to S/N 5626)	4
7	59991992	-Gauge, Sight	1	13	59922674	-Adapter, Str. (20 ORS x 20 ORB)	1
8	59922641	-Adapter, Str. (16 ORB x 16 ORS)	1	14	59324392	-Vent, Filtered	1
						

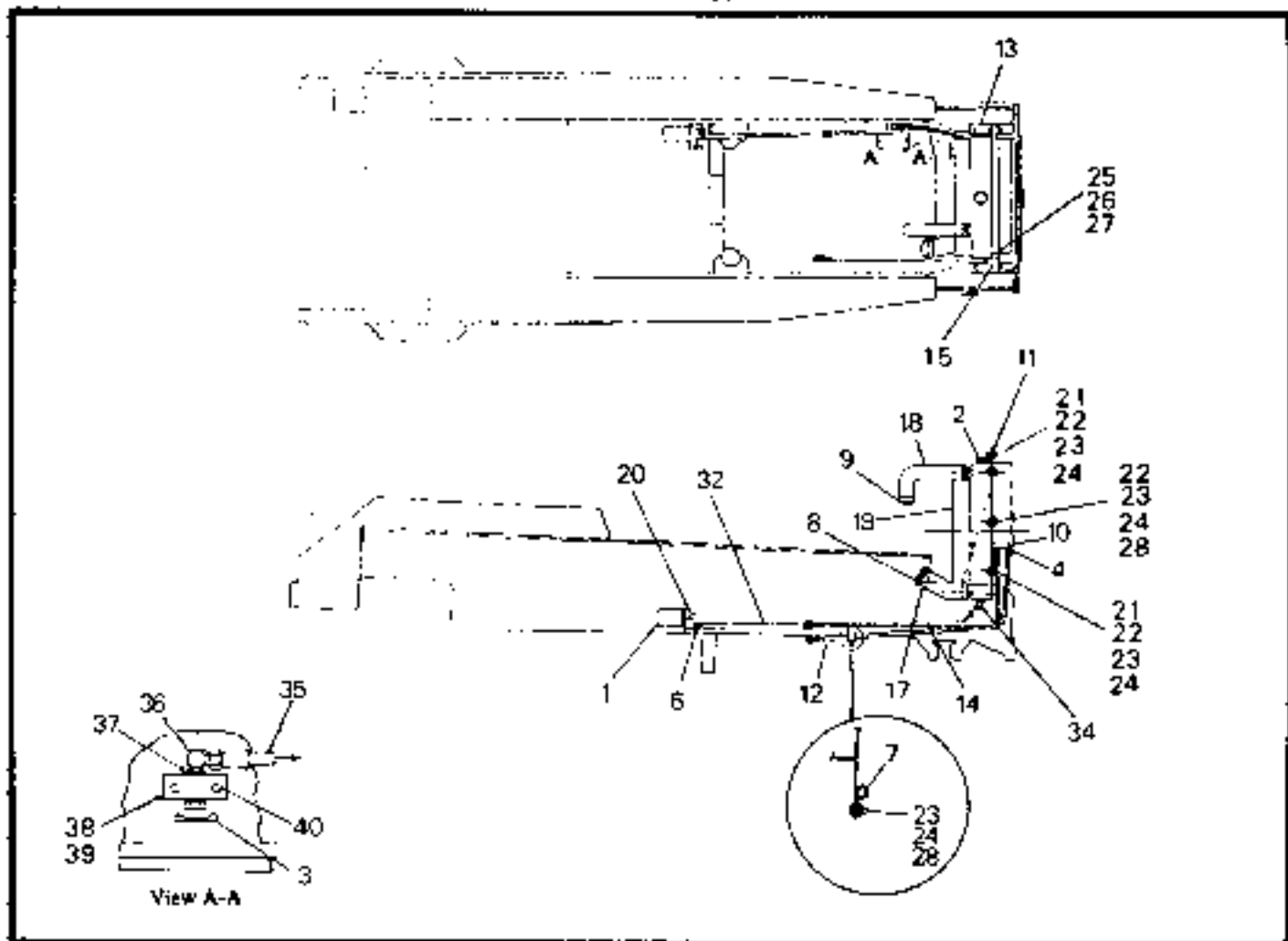
RT-700F SERIES PARTS MANUAL



FUEL TANK INSTALLATION RT-700F SERIES

ITEM NO.	COMM. NO.	DESCRIPTION	QTY	ITEM NO.	COMM. NO.	DESCRIPTION	QTY
1	95049029	-Nipple, Pipe (.125 NPT x .75" lg.)	1	18	59992172	-Support	1
2	95063418	-Tee, Pipe (.125)	1	19	59359117	-Hose Assembly	1
3	95038147	-Bushing (.375 x .250)	1	20	59327866	-Nut, Hex (Effective with S/N 5626)	4
4	95287629	-Connector, Male	1		95077574	-Nut, Hex (1/2-13) (Prior to S/N 5626)	4
5	95209086	-Elbow, 90°	1	21	59359227	-Fuel Cap	1
6	95208856	-Elbow, 90°	1	22	95919569	-H.H.C.S. (Effective with S/N 5626)	4
7	95357538	-Fitting, Hose	2		95462750	-Bolt, Hex Hd. (1/2-13 x 1.5" lg.) (Prior to S/N 5626)	4
8	95373973	-Cable Tie (.062 x 2.75" lg.)	4	23	95923322	-Nut, Lock (Effective with S/N 5626)	4
9	50274299	-Hose Clamp	1		59327841	-Nut (.375-16) (Prior to S/N 5626)	4
10	59998468	-Cushion, Tape	2	24	59353011	-Fuel Sender	1
11	95923124	-Nut (Effective with S/N 5626)	2	25	95919221	-Bolt (Effective with S/N 5626)	2
	95209003	-Nut (10-32) (Prior to S/N 5626)	2		95297586	-Bolt, Hex Hd. (.375-16 x 1.0" lg.) (Prior to S/N 5626)	2
12	59339523	-Wire	1	26	95922233	-Washer, Flat (Effective with S/N 5626)	6
13	95922563	-Washer, Lock (Effective with S/N 5626)	2		95069597	-Washer, Flat (3/8) (Prior to S/N 5626)	6
	95037131	-Washer, Lock (10) (Prior to S/N 5626)	2	27	59339569	-Washer, Flat (1/2)	4
14	59339549	-Hose, Vent	1	28	59378729	-Plate, Cover	1
15	59311860	-Band Assembly	2	29	59665962	-Screw (1/4-20 x .75" lg.)	4
	59311878	-Strap	1	30	59324392	-Vent, Filtered	1
	59311886	-Bolt, Tee	1				
16	59998062	-Fuel Tank	1				
17	59339556	-Hose, Hydraulic	1				

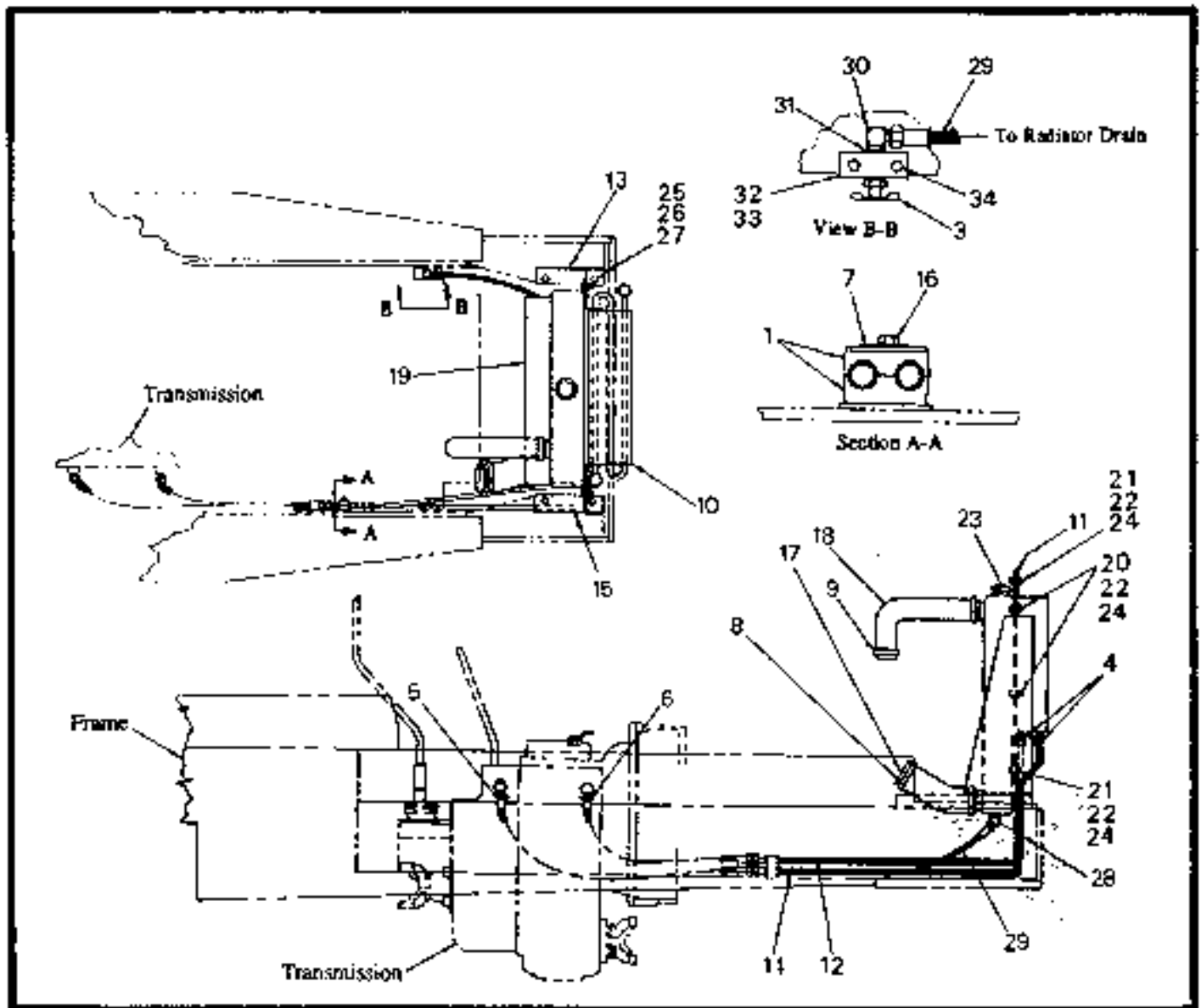
RT-700F SERIES PARTS MANUAL



RADIATOR & COOLER INSTALLATION (2WD) RT-700F SERIES

ITEM NO.	COMM. NO.	DESCRIPTION	QTY	ITEM NO.	COMM. NO.	DESCRIPTION	QTY
1	59982231	-Filter, Spin-on	1	21	95297586	-H.H.C.S. (3/8-16 x 1.0" lg.)	4
2	59988147	-Cap. Radiator (Included with Item 19)	1	22	95064689	-Washer, Flat (3/8)	8
3	95250692	-Draincock	1	23	95081857	-Washer, Lock (3/8)	10
4	59923185	-Adapter, Str. (8 ORS x 6 NPT)	2	24	59327841	-Nut (3/8-16)	10
6	59903138	-Adapter, Str. (8 ORS x 8 NPT)	2	25	95571659	-H.H.C.S. (1/2-13 x 2.5" lg.)	4
7	95301842	-Clamp (1/2)	2	26	95081824	-Washer, Lock (1/2)	4
8	95286266	-Clamp (40)	2	27	59327866	-Nut (1/2-13)	4
9	95220893	-Clamp (28)	2	28	95430534	-H.H.C.S. (3/8-16 x 1.25" lg.)	6
10	59988030	-Oil Cooler	1	29	95101812	-H.H.C.S. (3/8-18 x 1.0" lg.)	4
11	59998393	-Baffle	1	30	95043188	-Washer, Lock (.31)	4
12	59332429	-Tube Assembly (Oil Cooler to Transmission)	1	31	59327833	-Nut (.31)	2
13	59998401	-Bracket, Radiator Mounting, R.H.	1	32	59331405	-Hose Assembly	1
14	59332411	-Tube Assembly (Oil Cooler to Filter)	1	33	95094306	-Washer, Flat (.31)	2
15	59998435	-Bracket, Radiator Mounting, L.H.	1	34	95279071	-Adapter, 45°	1
16	59998430	-Bracket, Filter	1	35	59643643	-Hose Assembly	1
17	59351288	-Hose, Radiator, Lower	1	36	95209094	-Adapter, 90°	1
18	59971374	-Hose, Radiator, Upper	1	37	95011060	-Coupling	1
19	59988139	-Radiator (Includes Item 2)	1	38	59625012	-Insert	2
20	59988543	-Filter Head	1	39	59616340	-Plate, Cover	1
				40	95685608	-H.H.C.S. (1/4-20 x 1 3/8" lg.)	2

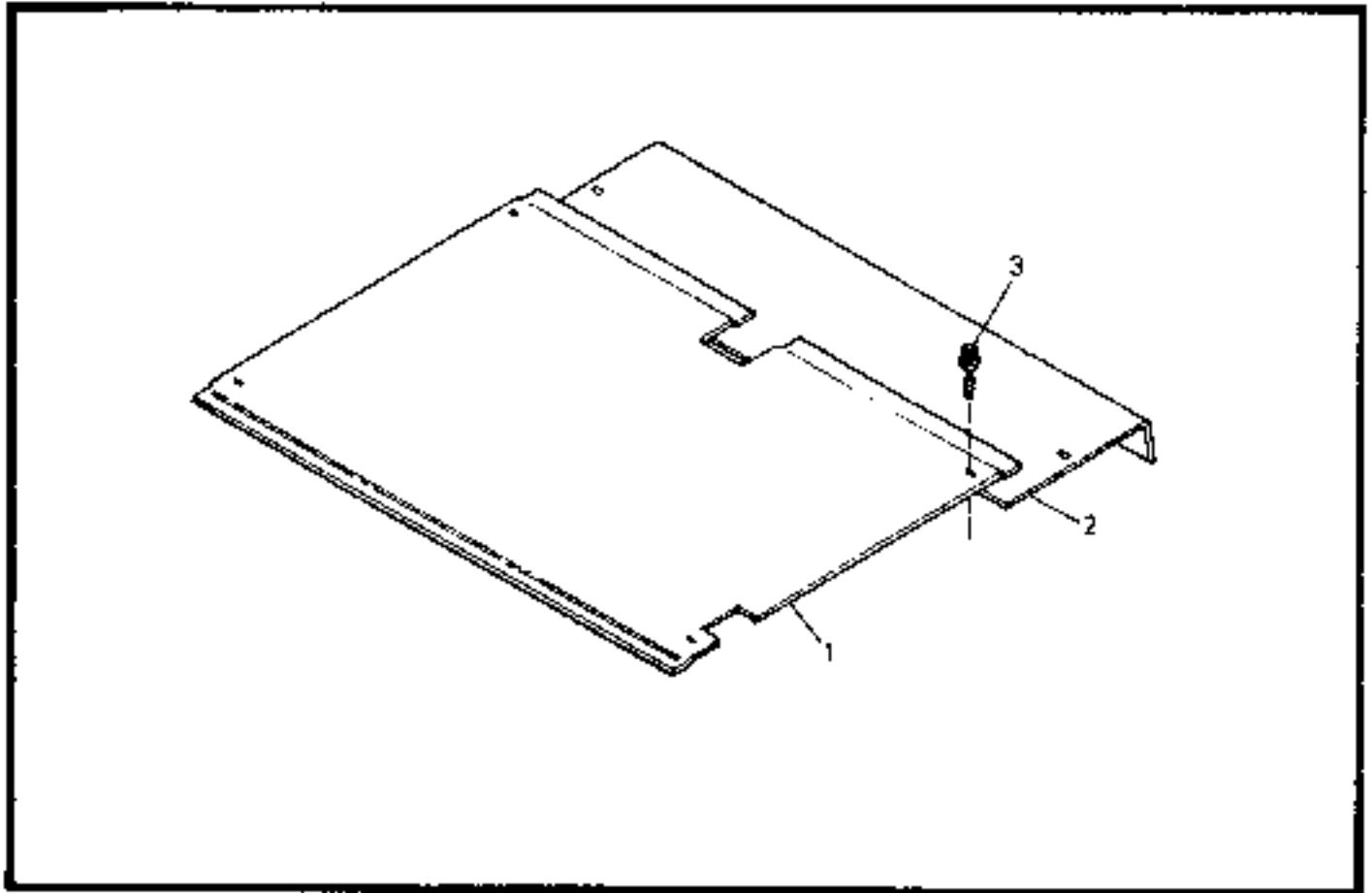
RT-700F SERIES PARTS MANUAL



**RADIATOR AND OIL COOLER INSTALLATION (4WD)
RT-700F SERIES**

ITEM NO.	COMM. NO.	DESCRIPTION	QTY	ITEM NO.	COMM. NO.	DESCRIPTION	QTY
1	59606558	-Clamp, Insert (1/2)	2	19	59351213	-Radiator (Includes Item 23)	1
3	95250692	-Draincock	1	20	95430534	-H.H.C.S. (.38-16 x 1.25" lg.)	4
4	59923185	-Adapter, Scr. (8 ORS x 8 NPT)	2	21	95297586	-H.H.C.S. (.38-16 x 1.0" lg.)	4
5	59352070	-Hose Assembly	1	22	95064689	-Washer, Flat (.38)	16
6	59352068	-Hose Assembly	1	23	59988147	-Cap. Radiator (Included with Item 19)	1
7	59583450	-Plate, Cover	1	24	95077558	-Nut (3/8-16)	8
8	95286266	-Clamp (40)	2	25	95571659	-H.H.C.S. (.50-13 x 2.50" lg.)	4
9	95220893	-Clamp (28)	2	26	95081667	-Washer, Flat (1/2)	4
10	59988030	-Oil Cooler	1	27	95077574	-Nut (1/2-13)	4
11	59998393	-Baffle	1	28	95279071	-Adapter, 45°	1
12	59352161	-Tube Assembly	1	29	59643643	-Hose Assembly	1
13	59359182	Bracket, Radiator Mounting, R.H.	1	30	95209094	-Adapter, 90°	1
14	59352179	-Tube Assembly	1	31	95011060	-Coupling	1
15	59359190	Bracket, Radiator Mounting, L.H.	1	32	59625012	-Insert	2
16	95571972	-H.H.C.S. (5/16-18 x 1.375" lg.)	1	33	59616540	-Plate, Cover	1
17	59351288	-Hose, Radiator, Lower	1	34	95685608	-H.H.C.S. (1/4-20 x 1.375" lg.)	2
18	59971374	-Hose, Radiator, Upper	1			

**RT-700F SERIES
PARTS MANUAL**



**PLATFORM INSTALLATION
RT-700F SERIES**

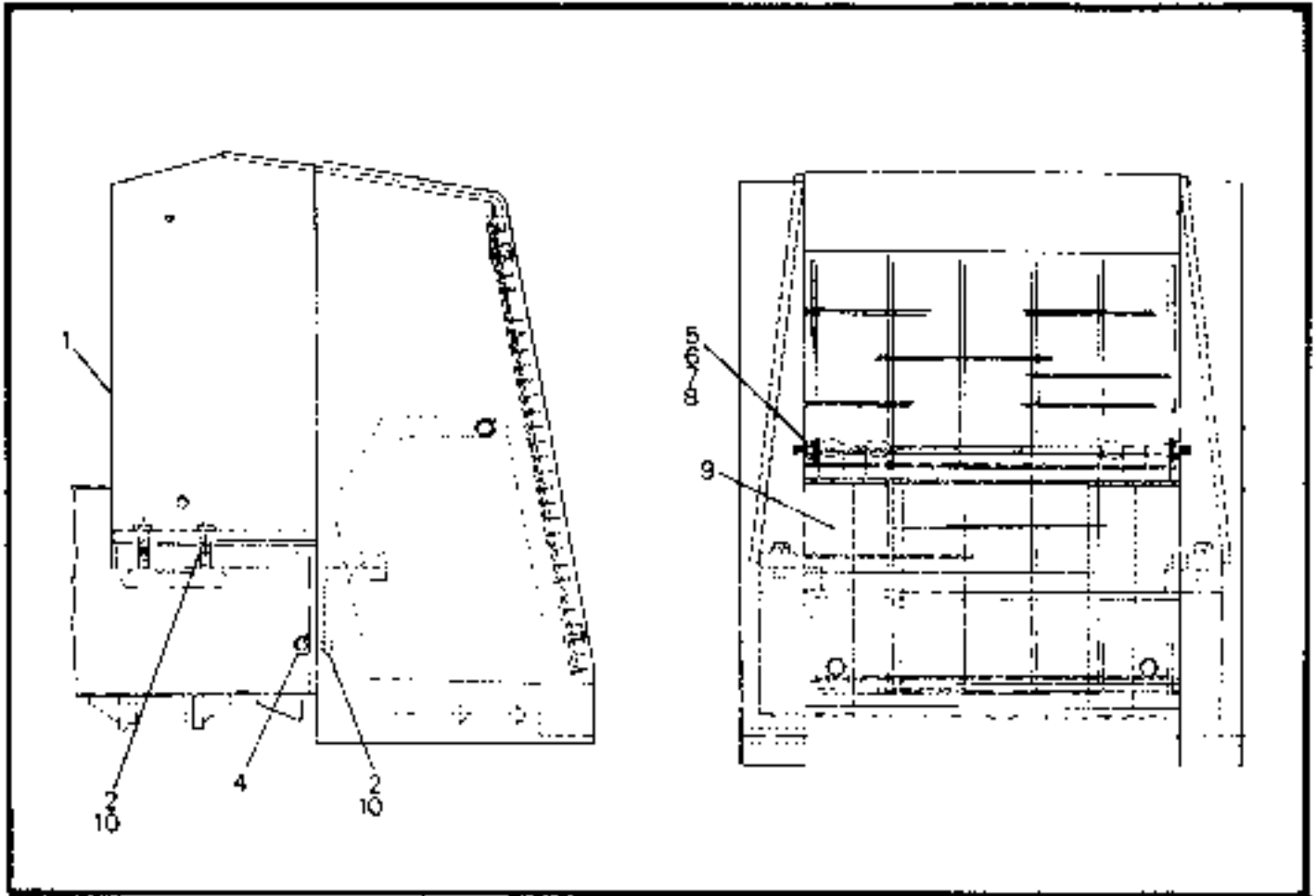
27

ITEM NO.	COMM. NO.	DESCRIPTION	QTY	ITEM NO.	COMM. NO.	DESCRIPTION	QTY
1	59998112	-Plate, Floor, Front	1	3	59998096	-Screw, Self-Tapping (3/8-16)	6
2	59998104	-Plate, Floor, Rear	1			

**RT-700F
PARTS MANUAL**

Always use Ingersoll-Rand Replacement parts!

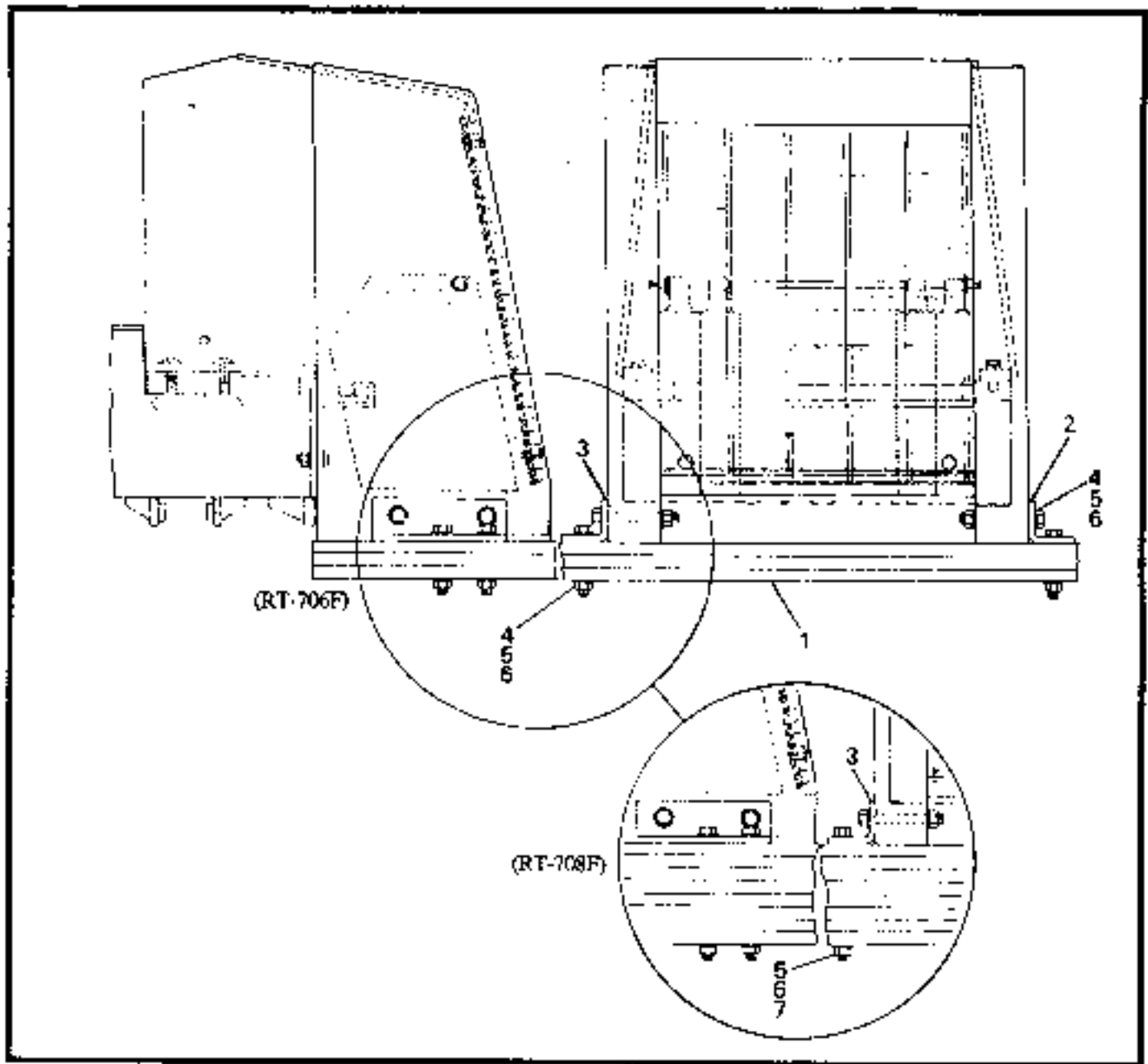
**RT-700F SERIES
PARTS MANUAL**



**COUNTERWEIGHT INSTALLATION
RT-700F SERIES**

ITEM NO.	COMM. NO.	DESCRIPTION	QTY	ITEM NO.	COMM. NO.	DESCRIPTION	QTY
1	59991745	-Counterweight	1	7	95077574	-Nut, Lock (1/2-13)	2
2	95335378	-Screw, Cap (3/4-10 x 2.50" lg.)	6	8	95191714	-All Thread (1/2-13)	1
4	95200507	-Nut (3/4-10)	2	9	59988626	-Counterweight Segment	8
5	95081667	-Washer, Flat (1/2)	2	10	59544213	-Washer, Flat (Hardened) (3/4)	8
6	95094314	-Washer, Flat (5/8)	2			

**RT-700F SERIES
PARTS MANUAL**

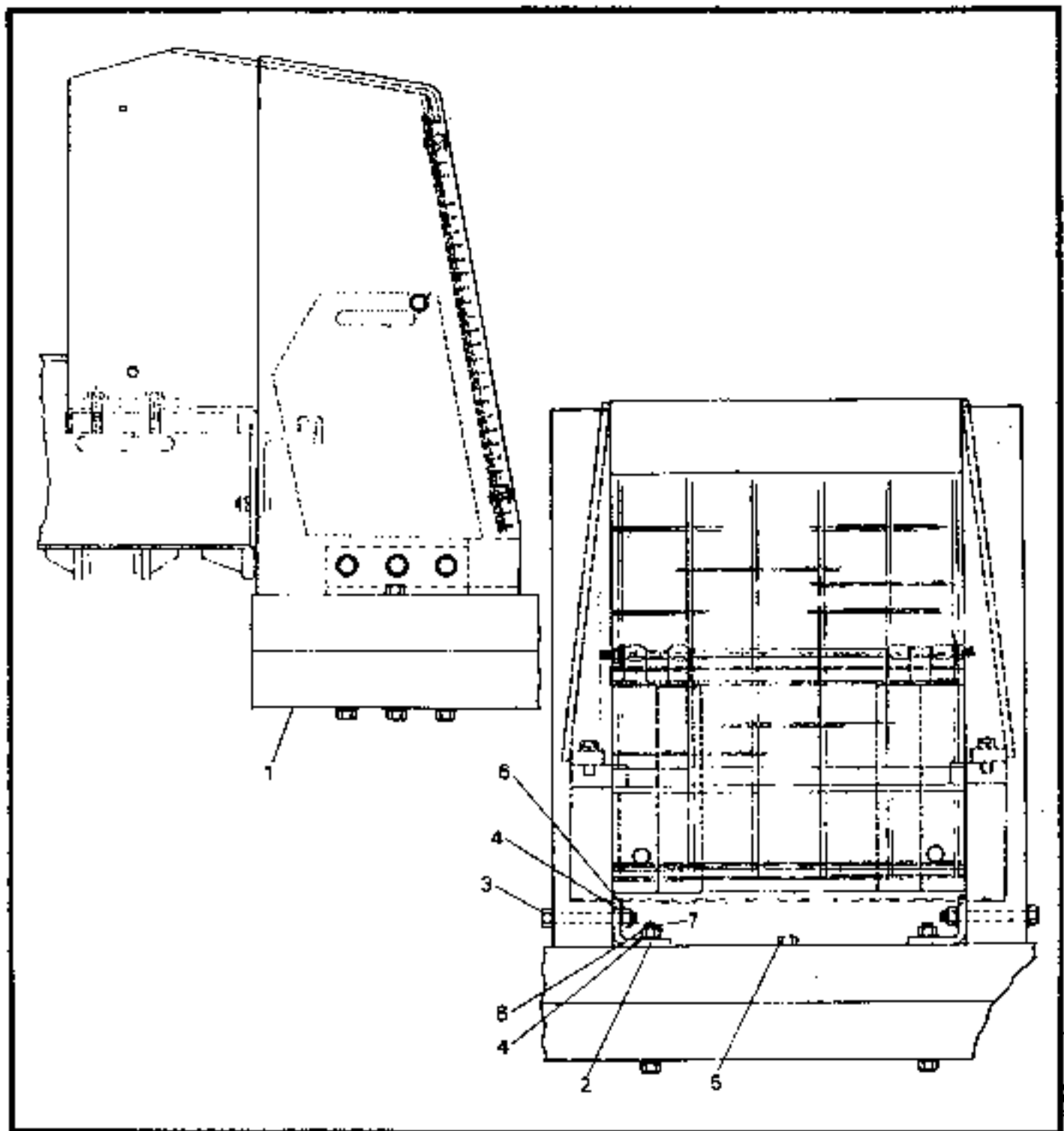


**COUNTERWEIGHT INSTALLATION (RT-706F - EFFECTIVE WITH S/N 5591 FOR 4WD)
(RT-708F - EFFECTIVE WITH S/N 5592 FOR 4WD AND EFFECTIVE WITH S/N 5578 FOR 2WD)
RT-706F & RT-708F**

ITEM NO.	COMM. NO.	DESCRIPTION	QTY	ITEM NO.	COMM. NO.	DESCRIPTION	QTY
1	59353417	-Counterweight Plate (RT-706F) (Quantity is 8 for RT-708F)	3	4	95335360	-Bolt (3/4-10 x 5.00" lg.) (RT-706F) (Quantity is 4 for RT-708F)	8
2	59436600	-Bracket, R.H.	1	5	59544213	-Washer, Flat (Hardened) (3/4)	16
3	59436618	-Bracket, L.H.	1	6	95200507	-Nut (3/4-10)	8
				7	95839734	-Bolt (3/4-10 x 10.00" lg.) (RT-708F)	4

26A

RT-700F SERIES PARTS MANUAL



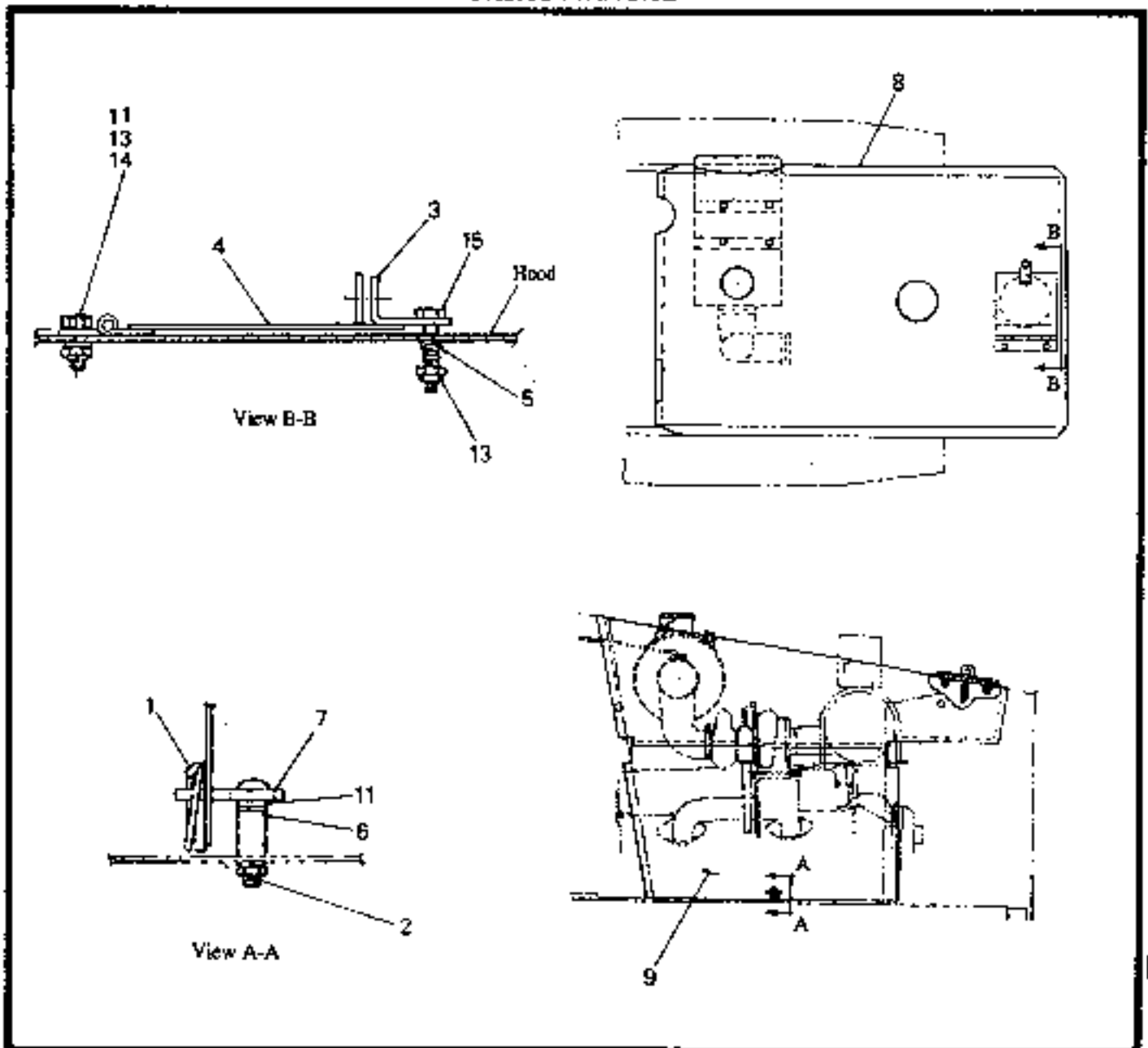
**COUNTERWEIGHT INSTALLATION (RT-706F - PRIOR TO S/N 5591 FOR 4WD)
(RT-708F - PRIOR TO S/N 5592 FOR 4WD AND PRIOR TO S/N 5578 FOR 2WD)
RT-706F & RT-708F**

ITEM NO.	COMM. NO.	DESCRIPTION	QTY	ITEM NO.	COMM. NO.	DESCRIPTION	QTY
1	59991869	-Counterweight(RT-706F)	1	4	59544213	-Washer, Flat (3/4)	24
	59353417	-Counterweight(RT-708F)	1	5	95839700	-H.H.C.S. (3/4-10 x 1.0" lg.)	3
2	59991877	-Bracket	2	6	95200507	-Nut(3/4-10)	12
3	95335360	-Bolt (3/4-10 x 5.0" lg.) (RT-708F) (Quantity is 12 for RT-706F)	6	7	95839734	-Bolt(3/4-10 x 10.0" lg.) (RT-708F)	6
						

**RT-700F
PARTS MANUAL**

Always use Ingersoll-Rand Replacement parts!

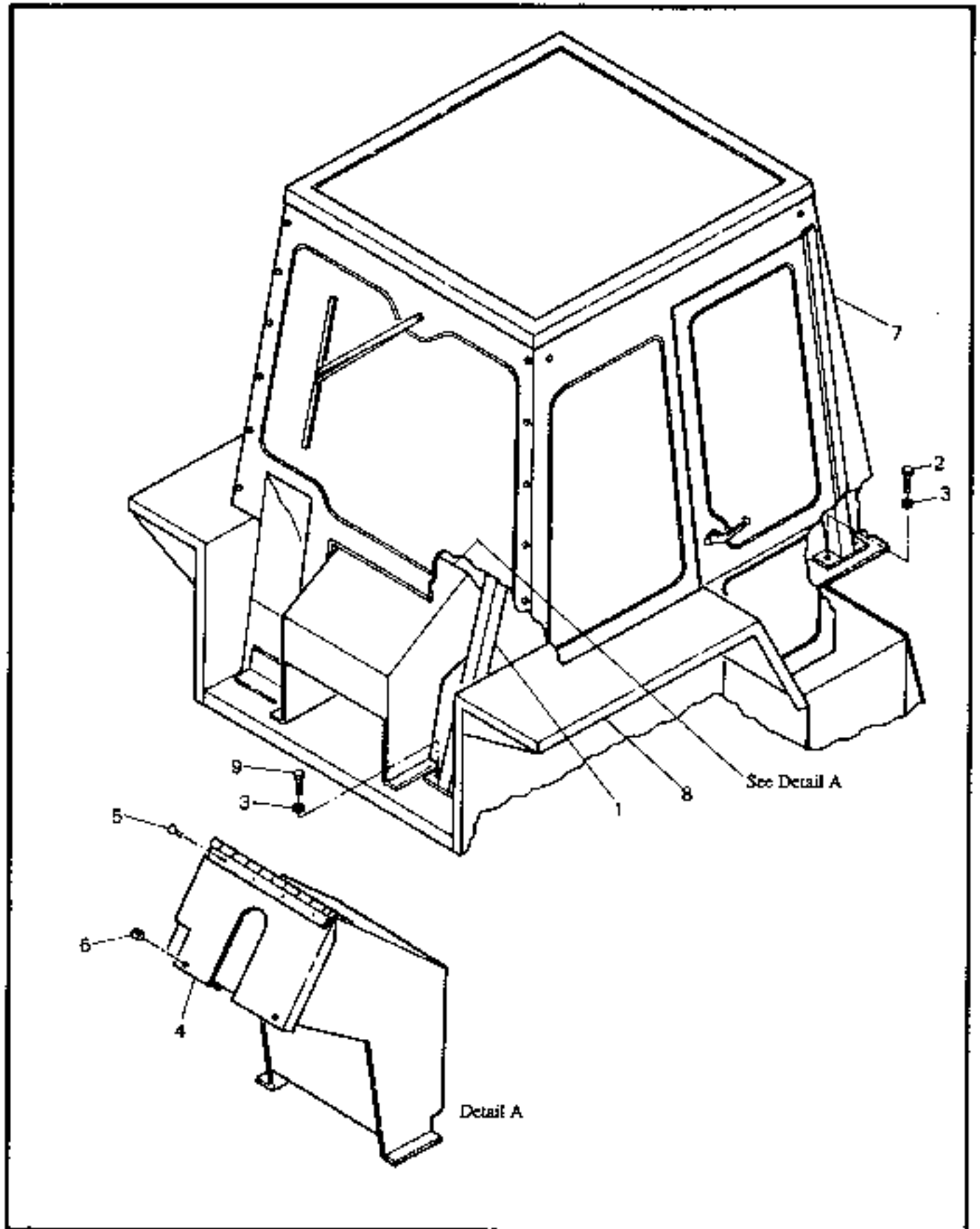
**RT-700F SERIES
PARTS MANUAL**



**VANDALISM PROTECTION INSTALLATION
RT-700F SERIES**

ITEM NO.	COMPL. NO.	DESCRIPTION	QTY	ITEM NO.	COMPL. NO.	DESCRIPTION	QTY
1	59312991	-Pin, Lynch	2	11	95069597	-Washer, Flat (3/8) (Prior to S/N 5626 only)	14
2	95921698	-Bolt, Carriage (3/8-16 x 2.5" lg.) (Effective with S/N 5626)	2	13	95923322	-Nut, Stop (3/8-16) (Effective with S/N 5626)	5
	95481115	-Bolt, Carriage (3/8-16 x 2.5" lg.) (Prior to S/N 5626)	2		95077558	-Nut (3/8-16) (Prior to S/N 5626)	5
3	59997783	-Lock	1	14	95430534	-H.H.C.S. (3/8-16 x 1.25" lg.) (Prior to S/N 5626 only)	2
4	59997791	-Cover	1	15	95919254	-H.H.C.S. (3/8-16 x 1.5" lg.) (Effective with S/N 5626)	1
5	59997775	-Spring	1		95475505	-H.H.C.S. (3/8-16 x 1.5" lg.) (Prior to S/N 5626)	1
6	59312967	-Spacer	2				
7	59312959	-Latch, Bar	2				
8	59312983	-Panel, Side, R.H.	1				
9	59312975	-Panel, Side, L.H.	1				

RT-700F SERIES
PARTS MANUAL



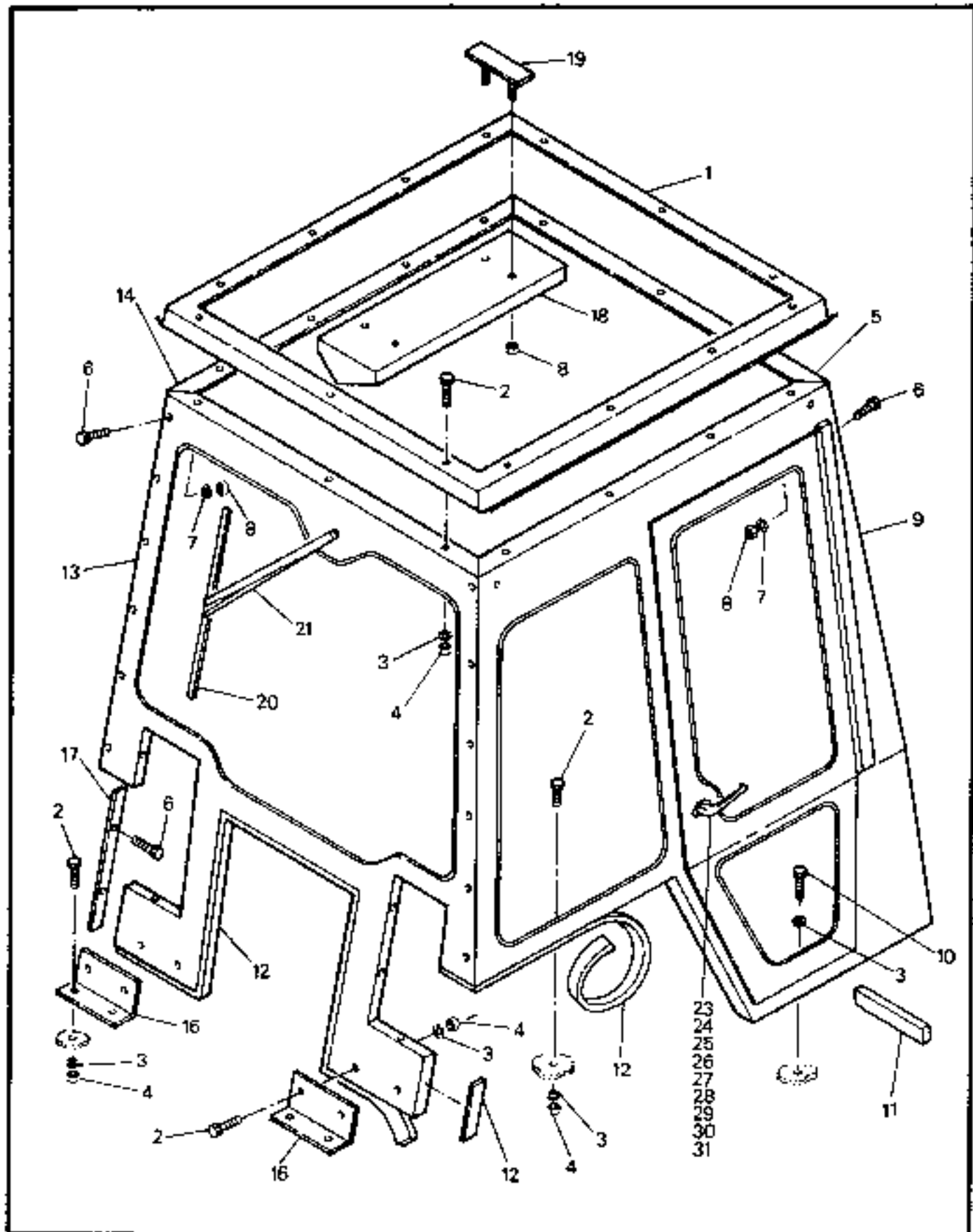
OVERHEAD GUARD, CONSOLE COVER, SAF-T-CAR INSTALLATION
RT-700F SERIES

**OVERHEAD GUARD, CONSOLE COVER AND SAF-T-CAB INSTALLATION
RT-700F SERIES**

30

ITEM NO.	COMM. NO.	DESCRIPTION	QTY	ITEM NO.	COMM. NO.	DESCRIPTION	QTY
1	59320556	-Overhead Guard and Console Cover	1	-	59983437	-Decal (RT-706F) (Not Shown)	1
-	59998997	-Decal, Rollover Warning	2	-	59983445	-Decal (RT-708F) (Not Shown)	1
2	95297602	-H.H.C.S. (1/2-13 x 1.25" lg.)	4	11	59430348	-Decal, Lift Capacity (RT-705F) (With Saf-T-Cab) (Not Shown)	1
3	59539569	-Washer, Flat (Hardened)(1/2)	12	-	59430330	-Decal, Lift Capacity (RT-706F) (With Saf-T-Cab) (Not Shown)	1
4	59313163	-Cover, Console	1	-	59430322	-Decal, Lift Capacity (RT-708F) (With Saf-T-Cab) (Not Shown)	1
5	59579078	-Rivet	4	12	59430355	-Decal, Lift Capacity (RT-706F) (Without Saf-T-Cab) (Not Shown)	1
6	59552877	-Grommet	2	-	59430363	-Decal, Lift Capacity (RT-706F) (Without Saf-T-Cab) (Not Shown)	1
7	59397570	-Saf-T-Cab Enclosure Kit (See Breakdown)	1	-	59397794	-Decal, Lift Capacity (RT-708F) (Without Saf-T-Cab) (Not Shown)	1
8	N.S.V.A.	-Fender Installation	1				
9	95378667	-H.H.C.S. (1/2-13 x 1.75" lg.)	4				
10	59983429	-Decal (RT-705F) (Not Shown)	1				

RT-700F SERIES
PARTS MANUAL



SAP-T-CAB ENCLOSURE KIT (59397570) - INTERNAL BREAKDOWN
RT-700F SERIES

**SAF-T-CAB ENCLOSURE KIT (59397570) - INTERNAL BREAKDOWN
RT-700F SERIES**

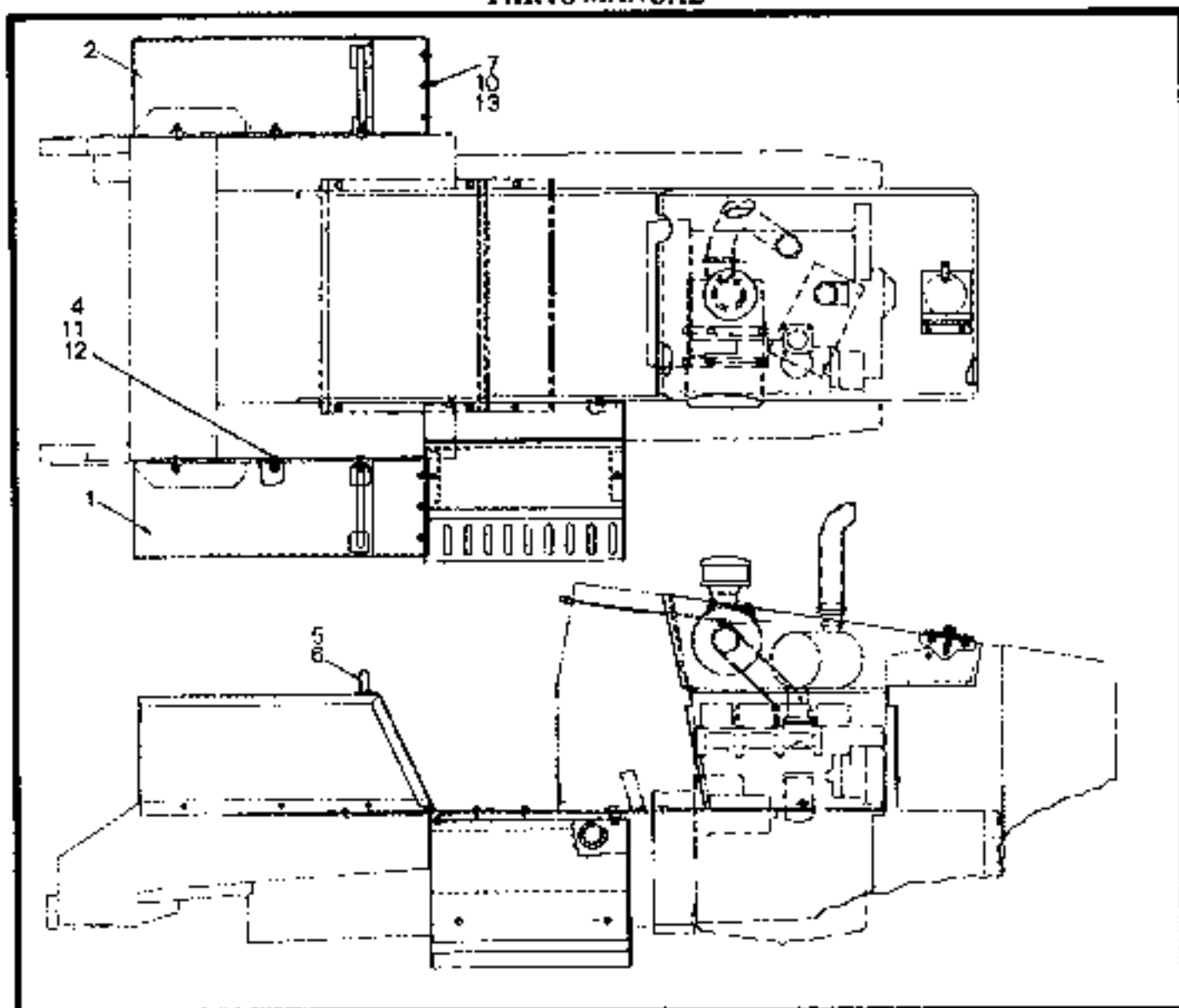
30A

ITEM NO.	COMM. NO.	DESCRIPTION	QTY	ITEM NO.	COMM. NO.	DESCRIPTION	QTY
1	58844622	-Roof Panel Assembly	1	17	58844572	-Cylinder Boot Mount	4
2	95475505	-Bolt (3/8-16 UNC x 1 1/2" lg.)	28	18	58844606	-Control Box	1
3	95081857	-Washer, Lock (3/8)	42	19	58844598	-Control Box Mount	2
4	95077764	-Nut (3/8-16)	36	20	58844762	-Windshield Wiper Blade (22" lg.)	1
5	58844653	-Rear Panel Assembly	1	21	58844770	-Windshield Wiper Arm	1
6	95101812	-Bolt (5/16-18 x 1" lg.)	36	22	58844788	-Windshield Wiper Motor (Not Shown)	1
7	95043188	-Washer, Lock (5/16)	36	23	58844671	-Door Handle, Inside	2
8	95077756	-Nut (5/16-18)	36	24	58844689	-Latch Cover	2
9	58844648	-L.H. Side Panel Assembly	1	25	58844697	-Latch	2
10	95297586	-Bolt (3/8-16 UNC x 1" lg.)	6	26	58844705	-Latch Mount (Tube)	2
11	58844554	-Seal, Rubber (1" x 2")	A/R	27	58844713	-Latch Cover Mount	2
12	58844564	-Seal, Rubber (7/16" x 1")	A/R	28	58844721	-Door Handle Mount	2
13	58844663	-Front Panel Assembly	1	29	58844739	-Door Handle (Outside)	2
14	58844630	-R.H. Side Panel	1	30	58844747	-Striker Bolt	4
15	58844580	-Cylinder Roof	2	31	58844754	-Door Holdback Assembly	2
16	58844614	-Cab Mount	2			-----	

**RT-700F
PARTS MANUAL**

Always use Ingersoll-Rand Replacement parts!

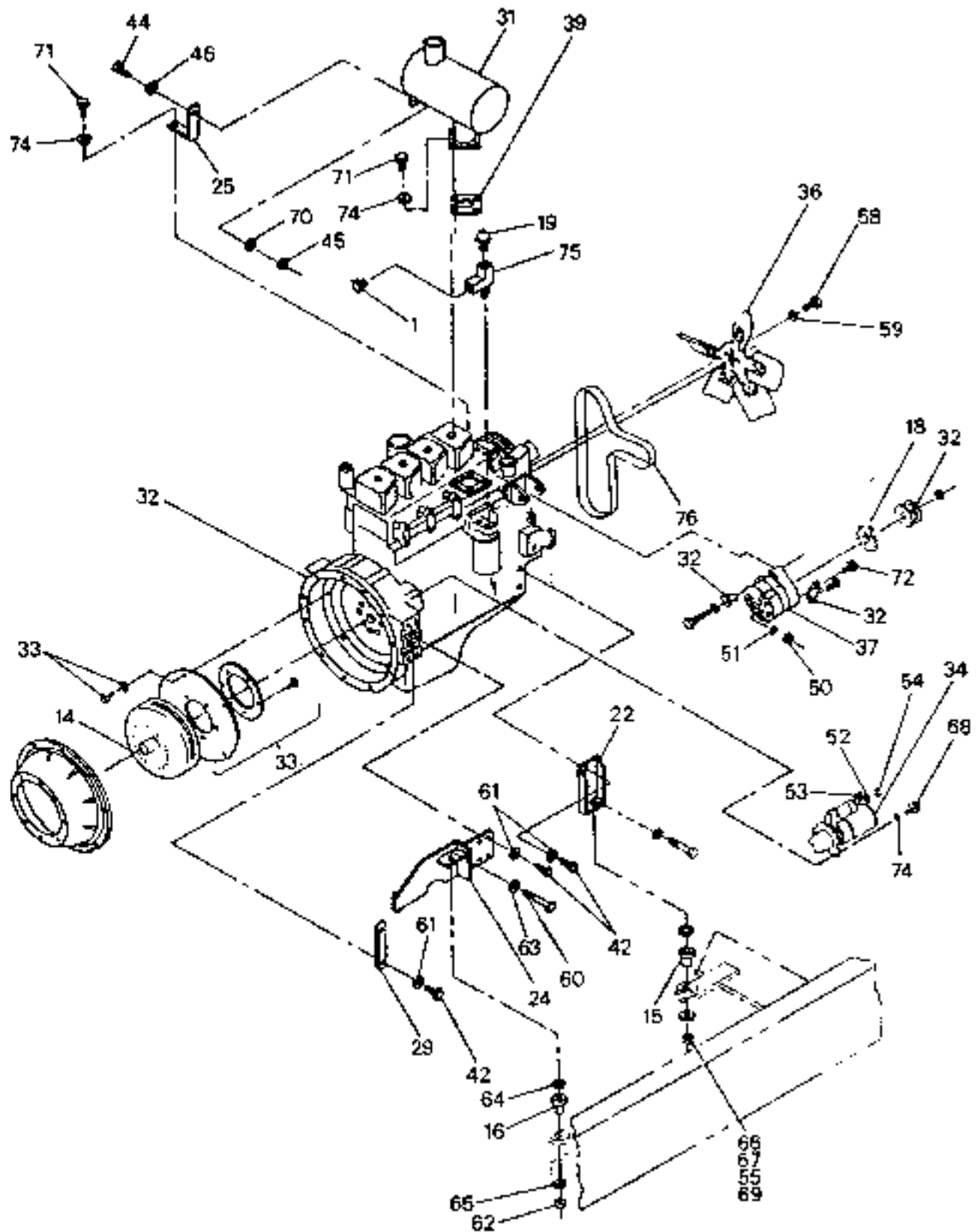
RT-700F SERIES PARTS MANUAL



**FENDER INSTALLATION
RT-700F SERIES**

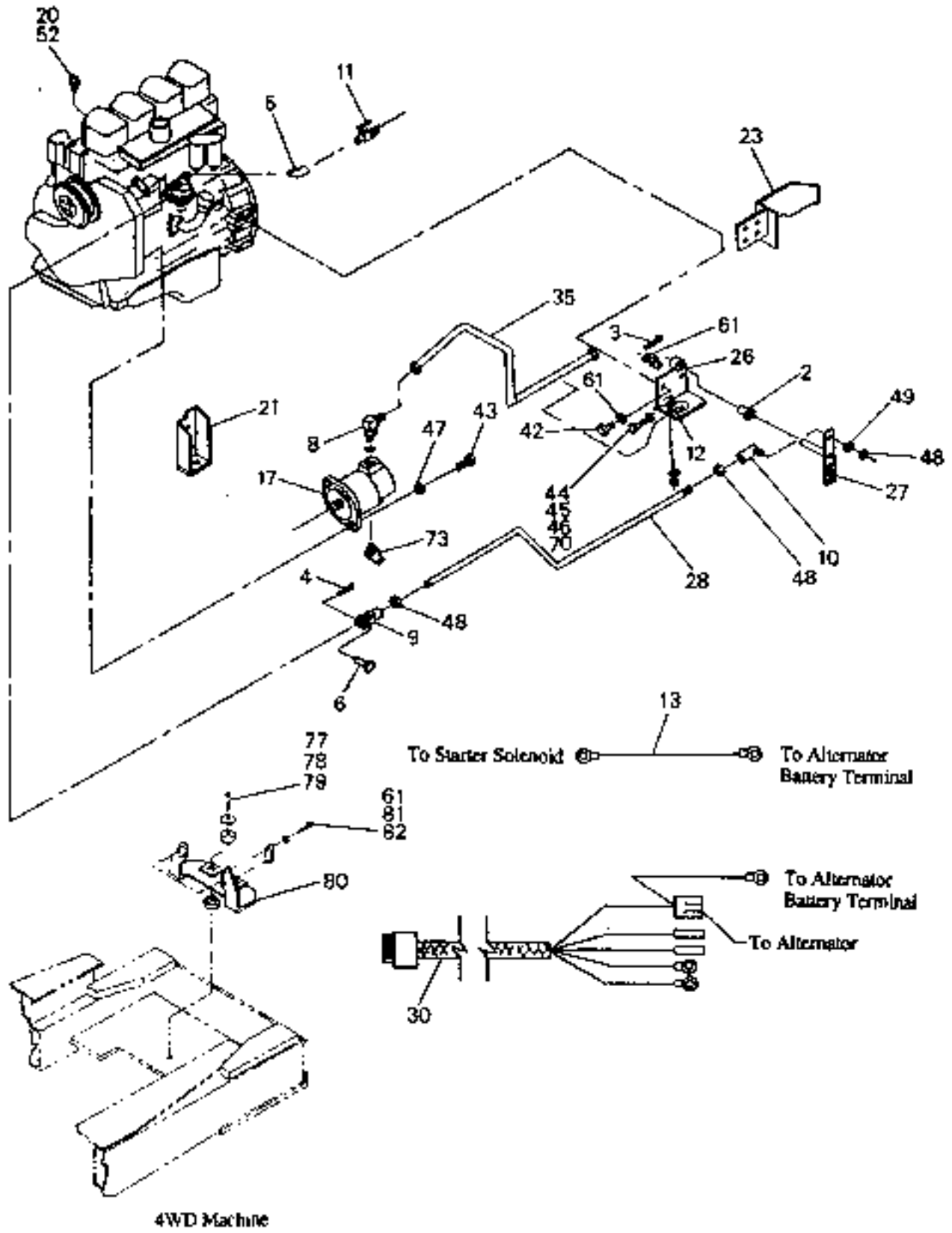
ITEM NO.	COMM. NO.	DESCRIPTION	QTY	ITEM NO.	COMM. NO.	DESCRIPTION	QTY
1	59998120	-Feeder, L.H.	1	7	95505939	-Bolt (.375-16 x 1.0" lg.)	6
2	59998138	-Fender, R.H.	1	10	59807941	-Nut (3/8-16)	6
4	59726414	-Nut (1/2-13)	6	11	95068046	-Bolt (1/2-13 x 1.25" lg.)	6
5	59575672	-Handrail	2	12	95081667	-Washer (1/2)	6
6	59680983	-Bolt (3/8 16 x .75" lg.)	8	13	95069597	-Washer, Flat (.375)	6
						

RT-700F SERIES PARTS MANUAL



ENGINE INSTALLATION
RT-700F SERIES

RT-700F SERIES PARTS MANUAL



ENGINE INSTALLATION
RT-700F SERIES

**RT-700F
PARTS MANUAL**

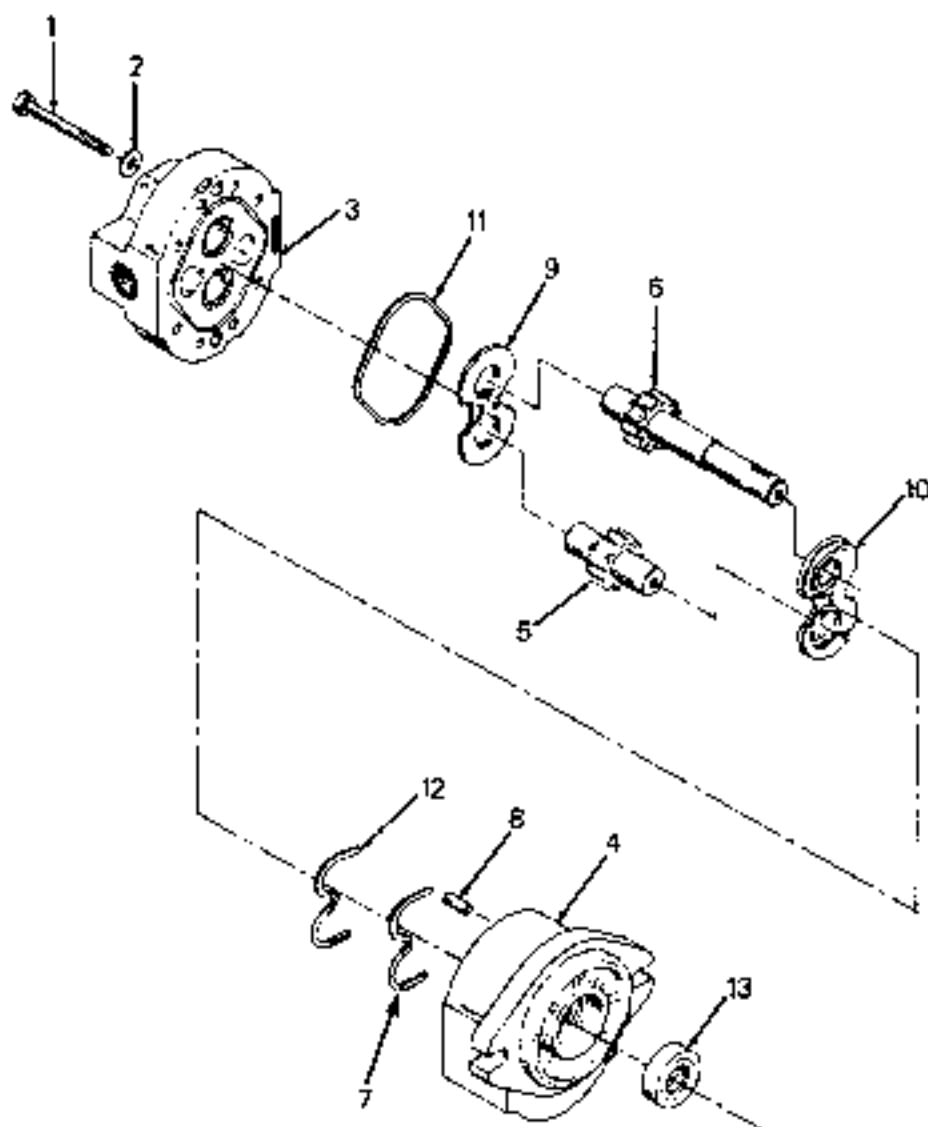
*****Always use Ingersoll-Rand Replacement parts!*****

**ENGINE INSTALLATION
RT-700F SERIES**

32

ITEM NO.	COMM. NO.	DESCRIPTION	QTY	ITEM NO.	COMM. NO.	DESCRIPTION	QTY
1	59971036	-Switch, Hourmeter	1	37	59879783	-Alternator	1
2	59306233	-Brushing	2	-	59320960	-Brush Assembly	4
3	95002689	-Pin, Cotter (.12 x 1.0)	1	39	59307017	-Gasket, Exhaust	1
4	95386082	-Pin, Cotter (.06 x .5)	1	42	59533596	-H.H.C.S. (M12 x 1.75 x 30)(2WD) (Quantity is 2 for 4WD)	1
5	95280079	-Elbow, Street (1/4-45°)	1	43	59816215	-H.H.C.S. (M12 x 1.75 x 70)	2
6	59726034	-Pin, Clevis (1/4)	1	44	95430534	-H.H.C.S. (3/8-16 x 1 25" lg.)	2
8	59923003	-Adapter, 90° (ORS/SAE O-Ring)	1	45	59327841	-Nut (3/8-16)	2
9	59929059	-Yoke, Adj. (1/4)	1	46	95069597	-Washer, Flat (3/8)	2
10	59580506	-Ball Joint (1/4)	1	47	95081667	-Washer, Flat (1/2)	2
11	59311845	-Valve, Shut Off	1	48	59327981	-Nut (1/4-28)	3
12	95654208	-Clamp (1.0)	1	49	95043196	-Washer, Lock (1/4) (4WD)	1
13	59340307	-Wire Assembly	1	-	95064655	-Washer, Flat (1/4) (2WD)	1
14	59356808	-Converter, Torque (4WD)	1	50	59592980	-Nut (M6 x 1)	1
-	59988618	-Converter, Torque (2WD)	1	51	95379392	-Washer, Lock (1/4) External Tooth	1
15	59653543	-Shock Mount	2	52	95037131	-Washer, Lock (#10)	2
16	59657312	-Mount, Engine, Rear (2WD)	2	53	59593004	-Nut, (M10 x 1.5)	1
17	59398032	-Hydraulic Pump (See Breakdown) (Effective with S/N 5545)	1	54	59668129	-Nut (M5 x .8)	1
-	59325787	-Hydraulic Pump (See Breakdown) (Prior to S/N 5545)	1	55	59337266	-Washer, Flat (1/2) (2WD)	2
-	59585133	-Gasket (Not Shown)	1	58	59311787	-H.H.C.S. (M8 x 1.25 x 45)	4
18	59879791	-Fan, Alternator	1	59	59594812	-Washer, Flat	4
19	59971457	-Switch, Oil Pressure	1	60	95480265	-H.H.C.S. (5/8-11 x 3.5" lg.) (2WD)	2
20	59816322	-Temperature Sender	1	61	95064697	-Washer, Flat (1/2) (2WD) (Quantity is 7 for 4WD)	15
21	59998278	-Mount, Engine, Front, Left (2WD)	1	62	95077590	-Nut (5/8-11) (2WD)	2
22	59998302	-Mount, Engine, Front, Right (2WD)	1	63	59311795	-Washer (2WD)	2
23	59998203	-Mount, Engine, Rear, Left (2WD)	1	64	59311803	-Washer (2WD)	2
24	59998252	-Mount, Engine, Rear, Right (2WD)	1	65	95094314	-Washer, Flat (2WD)	2
25	59312843	-Bracket, Muffler	1	66	95077574	-Nut (1/2-13) (2WD)	2
26	59998336	-Bellcrank	1	67	59311811	-Washer (2WD)	4
27	59362814	-Bellcrank (4WD)	1	68	59859629	-Screw, 12 Pt. Head	3
-	59998369	-Bellcrank (2WD)	1	69	95442422	-H.H.C.S. (1/2-13 x 3.50" lg.) (2WD)	2
28	59311837	-Rod, Throttle	1	70	95064689	-Washer, Lock (3/8) (2WD)	2
29	59998328	-Bar, Dipstick (2WD)	1	71	59533588	-H.H.C.S. (M10 x 1.50 x 20)	5
30	59388454	-Wiring Harness (4WD)	1	72	59527192	-H.H.C.S. (M8 x 1.25 x 25)	1
-	59325795	-Wiring Harness (2WD)	1	73	59922385	-Adapter, 45° (20 ORS x 20 ORB)	1
-	59023028	-Wiring Harness with Diode	1	74	59546291	-Washer, Flat (M10) (2WD) (Quantity is 8 for 4WD)	20
31	59988162	-Muffler	1	75	95403580	-Fitting, Tee	1
32	59988113	-Engine, Cummins	1	76	59971259	-Bell, Fan	1
-	59971481	-Oil Filler	1	77	59546812	-Shock, Engine Mount (4WD)	4
-	-	-Fuel Filter Kit (order 1 each of 59728196 and 35374677)	1	78	59571810	-Washer, Snubbing (4WD)	2
-	59728196	-Fuel Filter Kit	1	79	95480265	-H.H.C.S. (5/8-11 x 3.50" lg.) (4WD)	2
-	35374677	-Fuel Filter Kit	1	80	59684779	-Mount, Engine, Front (4WD)	1
33	59988550	-Drive Plate Kit	1	81	59895896	-S.H.C.S. (M12 x 65 mm) (4WD)	2
34	59816520	-Starter	1	82	59894881	-Spacer, Engine (4WD)	2
-	59327429	-Brush Assembly	4				
35	59332437	-Pump Tube Assembly	1				
36	59988071	-Fan, Engine	1				

RT-700F SERIES
PARTS MANUAL



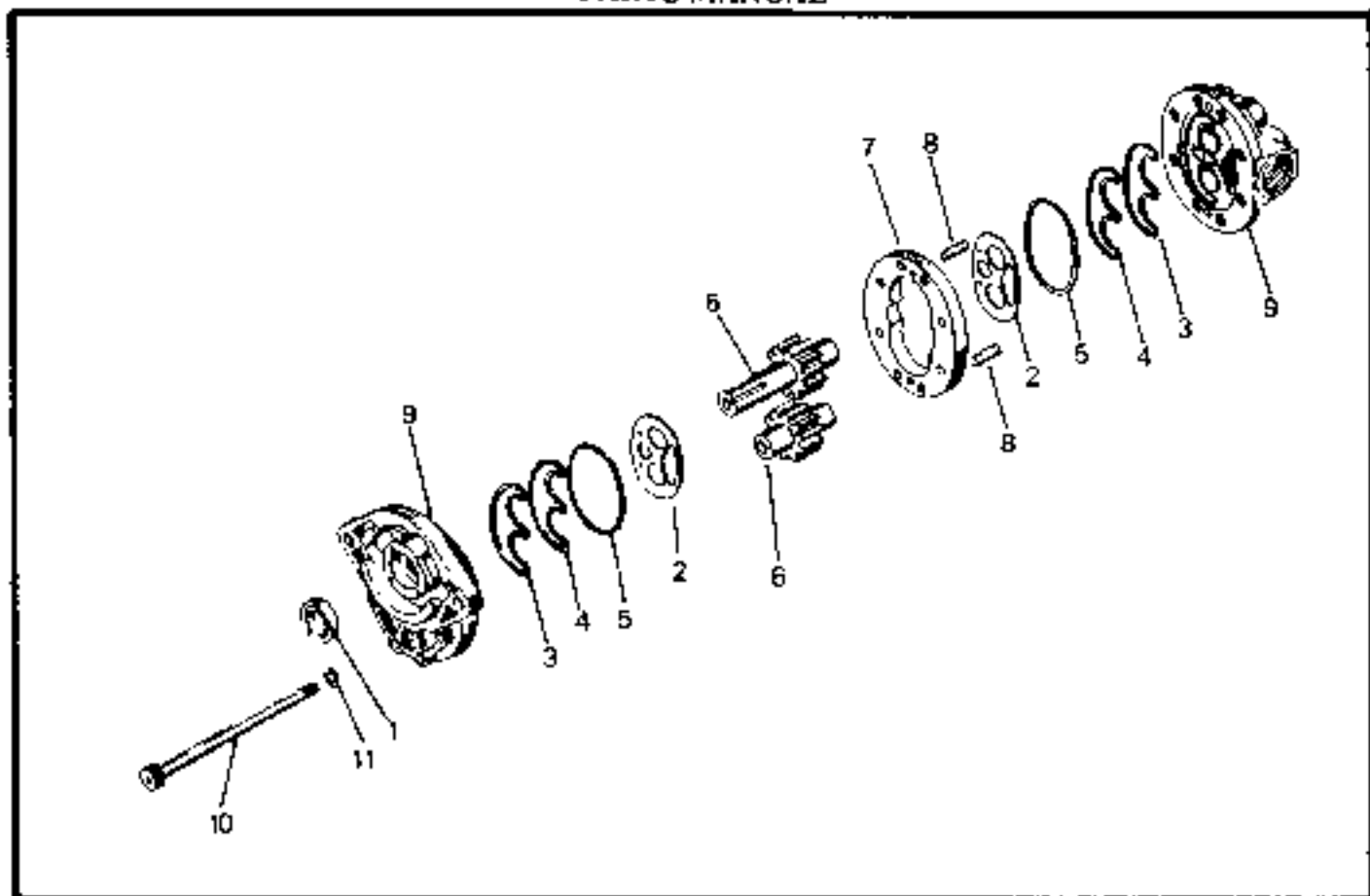
HYDRAULIC PUMP (59398032) (EFFECTIVE WITH S/N 5545) - INTERNAL BREAKDOWN
RT-700F SERIES

HYDRAULIC PUMP (59398032) (EFFECTIVE WITH S/N 5545) - INTERNAL BREAKDOWN
RT-700F SERIES

91

ITEM NO.	COMM. NO.	DESCRIPTION	QTY	ITEM NO.	COMM. NO.	DESCRIPTION	QTY
1	58829979	-Screw, Cap (3/8-16 x 3 1/4" lg.)	8	-	59476275	-Seal Kit (Includes Items 9 thru 13)	1
2	59375667	-Washer	8	9	N.S.S.	-Thrust Plate	1
3	58812710	-Cover, Rear	1	10	N.S.S.	-Wear Plate	1
4	58829987	-Body	1	-	59480277	-Seal Kit (Includes Items 11 thru 13)	1
5	N.S.S.	-Gear, Driven	1	11	N.S.S.	-Seal, Gasket	1
6	N.S.S.	-Gear, Drive	1	12	N.S.S.	-Seal, Pressure Load	1
7	59477711	-Spacer, Seal	1	13	N.S.S.	-Seal, Shaft	1
8	59476937	-Pin, Dowel	2			-----	

**RT-700F SERIES
PARTS MANUAL**

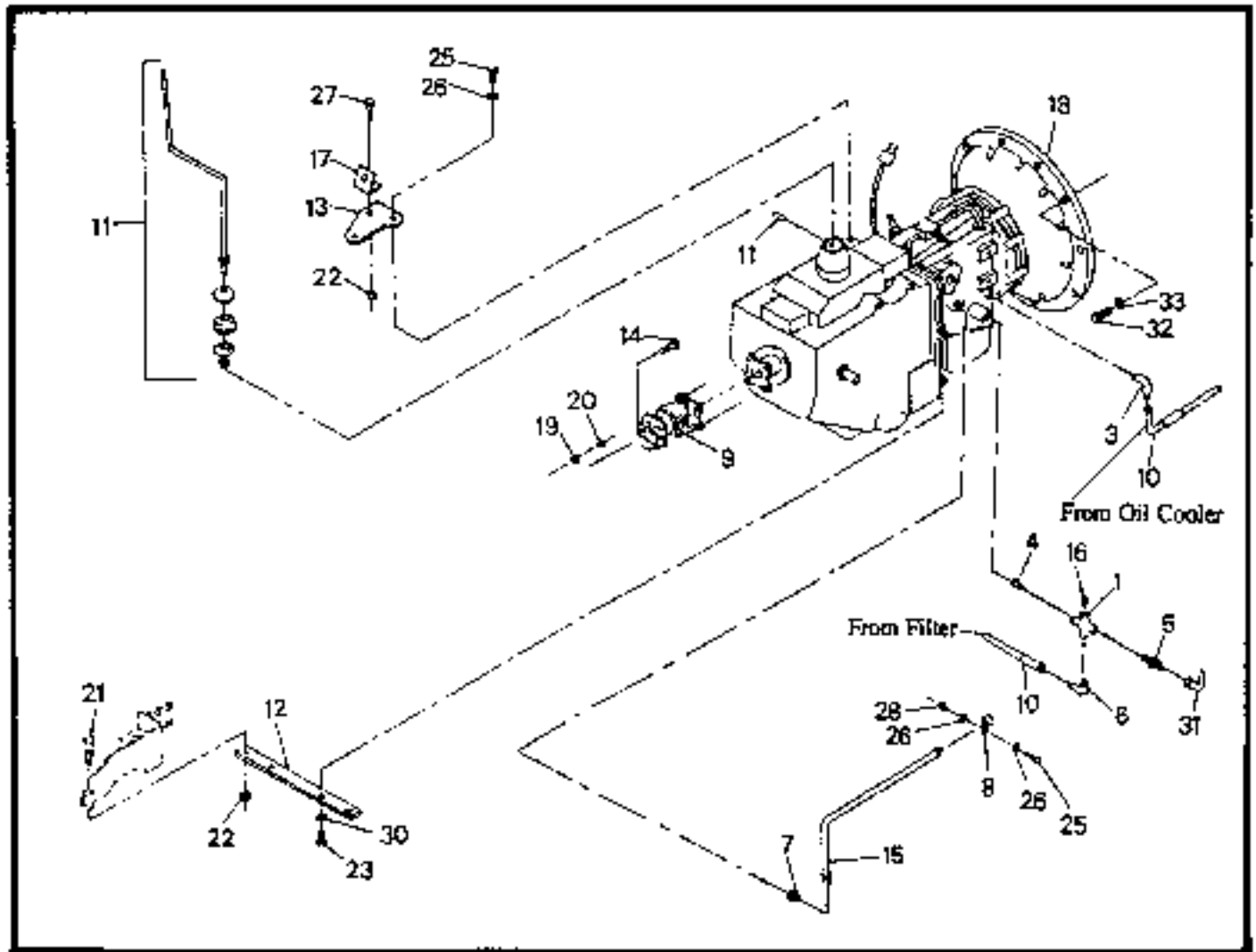


**HYDRAULIC PUMP (59325787) (PRIOR TO S/N 5545) - INTERNAL BREAKDOWN
RT-700F SERIES**

33

ITEM NO.	COMM. NO.	DESCRIPTION	QTY	ITEM NO.	COMM. NO.	DESCRIPTION	QTY
-	59382085	-Seal Kit (Includes Items 1 thru 5)	1	6	59382093	-Drive Shaft and Gear Set	1
1	N.S.S.	-Seal, Shaft	1	7	N.S.S.	-Plate, Gear	1
2	N.S.S.	-Plate, Wear	2	8	50934587	-Pin, Dowel	2
3	N.S.S.	-Seal, Pre-Load	2	9	N.S.S.	-Cover Assembly	1
4	N.S.S.	-Seal, Load	2	10	59379602	-Screw	8
5	N.S.S.	-Seal, Ring	2	11	59379610	-Washer	8

RT-700F SERIES
PARTS MANUAL



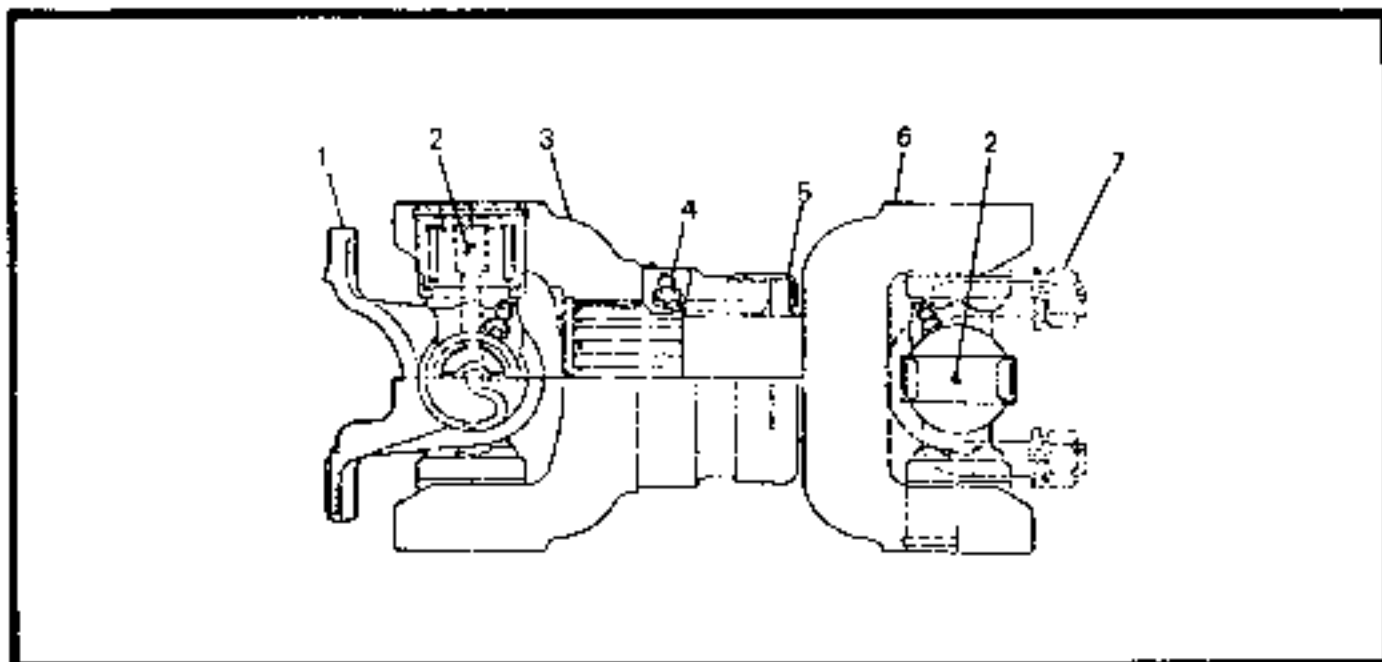
TRANSMISSION INSTALLATION (2WD)
RT-700F SERIES

ITEM NO.	COMM. NO.	DESCRIPTION	QTY	ITEM NO.	COMM. NO.	DESCRIPTION	QTY
1	95378907	-Cross (1/2 NPT)	1	17	59340315	-Angle, Mounting	1
3	59923342	-Adapter, 90°	1	18	59988774	-Transmission Assembly (See Breakdown)	1
4	95223358	-Nipple (3/4 NPT x 1/2 NPT)	1	19	59329656	-Nut (.44-20)	4
5	59903138	-Adapter, Str. (8 ORS x 8 NPT)	1	20	95081865	-Washer, Lock (.44)	4
6	59903120	-Adapter, 90° (8 ORS x 8 NPT)	1	21	95442422	-Screw, Cap (1/2-13 x 3.5" lg.)	2
7	95219754	-Adapter, Str. (12 NPT x 16 FC)	1	22	95077574	-Nut, Lock (1/2-13)	3
8	95654208	-Clamp (1.00)	1	23	95462750	-Screw, Cap (1/2-13 x 1.5" lg.)	2
9	59988634	-Drive Shaft (See Breakdown)	1	25	95430534	-Screw, Cap (3/8-16 x 1.25" lg.)	3
10	59331439	-Hose Assembly	2	26	95069597	-Washer, Lock (3/8)	2
11	59997718	-Control Lever Kit	1	27	95297602	-Screw, Cap (1/2-13 x 1.25" lg.)	1
-	59383679	-Washer, Spring	1	28	95077558	-Nut (1/2-13)	1
-	59383687	-Spring, Control Lever	1	30	95064697	-Washer, Flat (1/2)	2
-	59383661	-Cover, Dust	1	31	59371559	-Hose Assembly	1
12	59311654	-Support, Crossmember	1	32	59571794	-H.H.C.S. (M10 x 1.50 x 30)	12
13	59311662	-Plate, Bellcrank	1	33	59546291	-Washer, Flat (M10)	12
14	59307074	-Bolt, Flange (.44-20)	4	34	59306280	-Knob, Transmission (4-Speed, Engraved)	1
15	59306282	-Dipstick	1	-	59341727	-Knob, Transmission (3-Speed, Engraved)	1
16	59497867	-Switch, Transmission Oil Temperature (Effective with S/N 5605)	1	-	59340117	-Knob, Transmission (For use with Inlay 59377648)	1
-	59971291	-Switch, Transmission Oil Temperature (Prior to S/N 5605)	1	-	59377648	-Knob Inlay (Use with 59340117)	1

**RT-700F
PARTS MANUAL**

Always use Ingersoll-Rand Replacement parts!

**RT-700F SERIES
PARTS MANUAL**

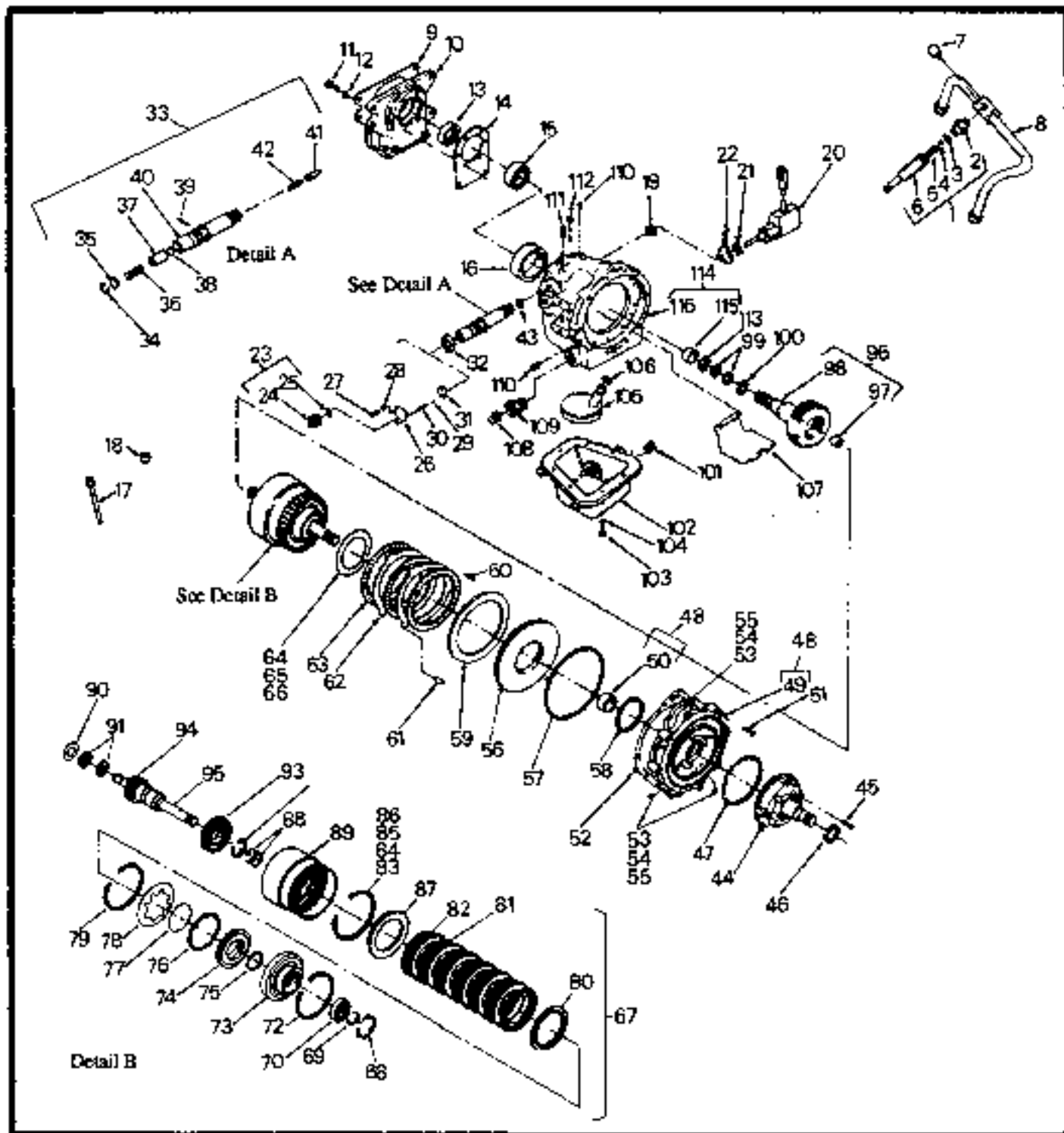


**DRIVE SHAFT (59988634) (2WD) - INTERNAL BREAKDOWN
RT-700F SERIES**

35

ITEM NO.	COMM. NO.	DESCRIPTION	QTY	ITEM NO.	COMM. NO.	DESCRIPTION	QTY
1	59387308	-Flange, Yoke	1	5	59387332	-Dust Cap Kit	1
2	59802686	-Bearing Kit	2	6	59387340	-Shaft, Yoke	1
3	59387316	-Sleeve, Yoke	1	7	59387357	-U-Bolt Kit (Includes nuts, washers and bolts)	1
4	59387324	-Fitting, Crease	1			-----	

RT-700F SERIES PARTS MANUAL



**TRANSMISSION ASSEMBLY (59988774) - INTERNAL BREAKDOWN (2WD)
VELVET SHUTTLE
RT-700F SERIES**

ITEM NO.	COMM. NO.	DESCRIPTION	QTY	ITEM NO.	COMM. NO.	DESCRIPTION	QTY
	59359844	-Forward & Reverse Transmission (Velvet Shuttle)	1	4	N.S.S.	-Ball, Steel	1
1	59384800	-Converter Relief Valve Assembly (Includes Items 2 thru 6)	1	5	N.S.S.	-Spring	1
2	N.S.S.	-Seat, Check Valve	1	6	N.S.S.	-Body, Check Valve	1
3	N.S.S.	-O-Ring	1	7	59384818	-Plug	1
				8	59384826	-Tube, Converter Feed	1
				9	59384834	-Gasket, Adapter Rear	1

TRANSMISSION ASSEMBLY (59988774) - INTERNAL BREAKDOWN (2WD)

VELVET SHUTTLE

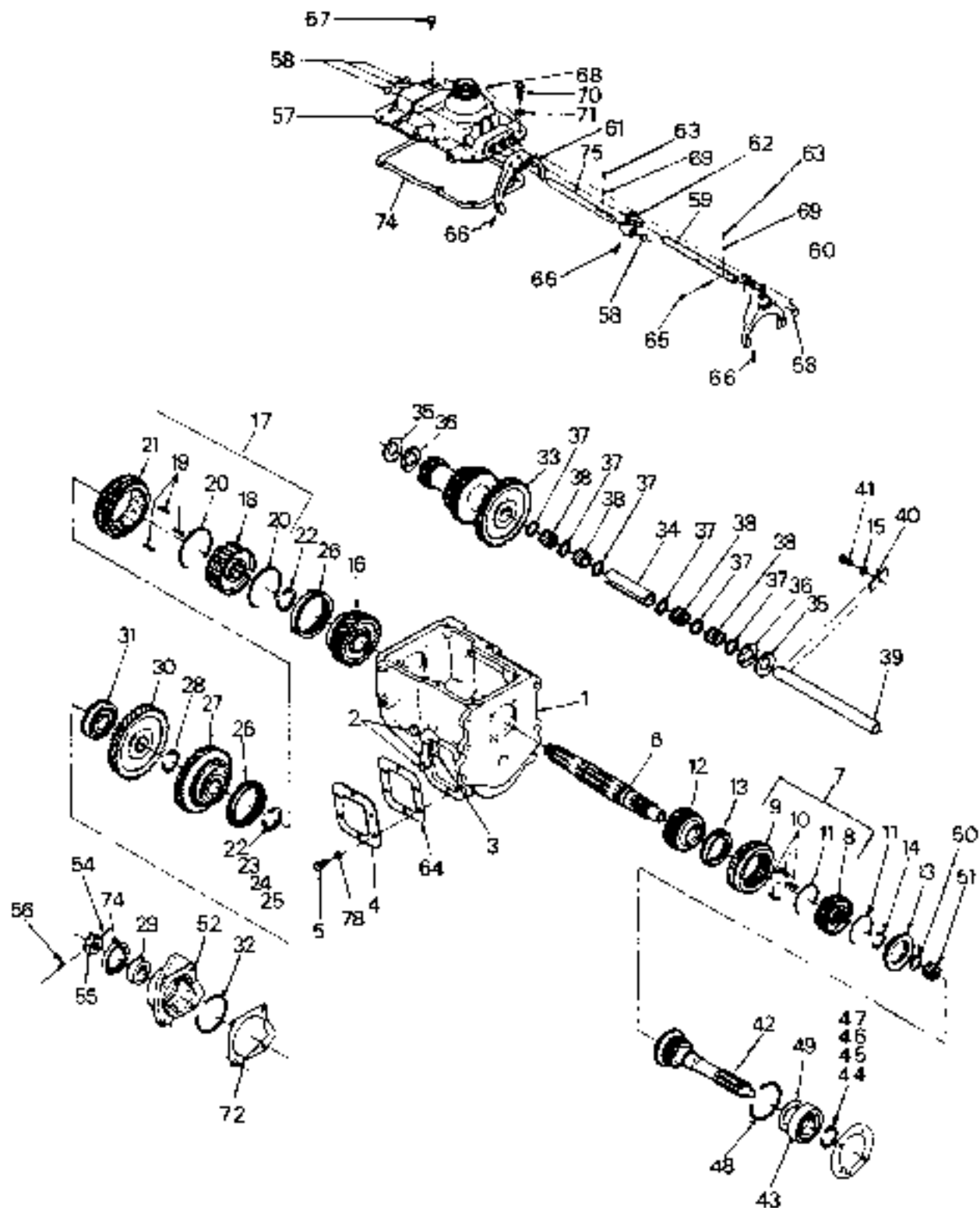
RT-700F SERIES

36

ITEM NO.	COMM. NO.	DESCRIPTION	QTY	ITEM NO.	COMM. NO.	DESCRIPTION	QTY
10	59384842	-Adapter with Oil Seal	1	63	59385260	-Plate, Reverse Clutch Friction	3
11	59384859	-Bolt, Hex (7/16-14 x 1.125" lg.)	6	64	59385278	-Washer, Thrust (.066" - .068" thick)	1
12	59384867	-Washer, Lock (7/16)	6	66	59385245	-Pin, Dowel (7/8" lg.)	1
13	59384875	-Seal, Oil	1	67	----	-Input Shaft and Clutch Pack (Includes Items 68 thru 95)	1
14	59321257	-Gasket, Adapter Front	1	68	59385484	-Ring, Snap	1
15	59384891	-Bearing	1	69	59385492	-Ring, Snap	1
16	59384909	-Sleeve	1	70	59385500	-Bearing	1
17	59384917	-Dipstick	1	72	59385518	-Ring, Snap	1
18	59384925	-Tube, Depstick	1	73	59385526	-Cylinder, Forward Clutch	1
19	59384933	-Ring, Retaining	1	74	59385534	-Piston	1
20	59384941	-Solenoid Assembly	1	75	59385542	-Ring, Sealing	1
21	59384958	-Spring Disc	1	76	59385559	-Ring, Piston Sealing	1
22	59384966	-Lever, Forward and Reverse	1	77	59385567	-Ring, Clutch Spring Bearing	1
23	59384974	-Switch Assembly	1	78	59385575	-Spring, Clutch Belleville	1
24	N.S.S.	-Switch, Neutral	1	79	59385583	-Ring, Snap	1
25	59384982	-O-Ring	1	80	59385591	-Plate, Pressure	1
26	59384990	-Cover, Valve	1	81	59385609	-Plate, Steel Clutch	6
27	59385006	-Bolt, Hex Hd. (1/4-20 x .88" lg.)	3	82	59385617	-Plate, Friction of Clutch Fiber (45 Teeth)	7
28	59385013	-Washer, Lock (1/4)	1	-	59385305	-Plate, Bronze	1
29	59385021	-Roll, Steel (5/16 Dia.)	1	83	59385625	-Ring, Snap	1
30	59385039	-Spring, Poppet	1	84	59385633	-Ring, Snap	1
31	59385047	-Cam, Switch	1	85	59385641	-Ring, Snap	1
32	59385054	-Gasket, Valve Cover	1	86	59385658	-Ring, Snap	1
33	59385062	-Valve Assembly (Includes Items 34 thru 42)	1	-	59385666	-Ring, Snap	1
34	59385773	-Ring, Snap	1	87	59385674	-Plate, Pressure	1
35	59385781	-Retainer, Spring	1	88	59385708	-Ring, Sealing	2
36	59385799	-Spring, Pressure Regulator Valve	1	89	59385740	-Gear, Ring (59 Teeth)	1
37	59383604	-Valve, Pressure Regulator	1	90	59385682	-Washer, Clutch Hub Thrust	1
38	59383612	-Plug, Expansion	1	91	59385690	-Ring, Sealing	2
39	59383620	-Pin, Groove	1	92	59385716	-Ring, Snap	1
40	59383638	-Valve, Forward & Reverse Selector	1	93	59386953	-Hub, Forward Clutch	1
41	59383646	-Valve Dump	1	94	59385724	-Key, Woodruff	1
42	59383653	-Spring, Dump Valve Return	1	95	59385732	-Drive Gear Assembly	1
43	59385070	-O-Ring	1	96	59385286	-Camer Assembly (Includes Items 97 and 98)	1
44	59385088	-Pump Assembly	1	97	59385294	-Bearing, Needle	1
-	N.S.S.	-Body, Pump	1	98	N.S.S.	-Carrier	1
-	N.S.S.	-Bushing	1	99	59385302	-Ring, Sealing	2
45	59385096	-Bolt, Hex Hd. (5/16-18 x 1.75" lg.)	4	100	59385310	-O-Ring	1
46	59385104	-Seal, Oil	1	101	59385328	-Plug, Drain	1
47	59385112	-Gasket, Pump	1	102	59385336	-Pan, Oil	1
48	59385138	-Forward and Reverse Adapter Assembly (Includes Items 49 and 50)	1	103	59385344	-Bolt, Hex Hd. (3/8-16 x .88" lg.)	7
49	N.S.S.	-Adapter, Forward and Reverse	1	104	59385351	-Washer, Lock (3/8)	7
50	59385146	-Bushing, Adapter	1	105	59385369	-Oil Screen Assembly	1
51	59385120	-Bolt, Hex Hd. (3/8-16 x 1.25" lg.)	4	106	59385377	-O-Ring	1
52	59385153	-Gasket, Adapter	1	107	59385385	-Baffle	1
53	59385161	-Plug, Dryseal (1/8-27)	3	108	59385393	-Plug, Drain	1
54	59385179	-Plug, Dryseal (1/4) (Optional)	1	109	59385401	-Bushing, Pipe (3/8-18 x 3/4-14)	1
55	59385187	-Plug, Dryseal (1/4) (Optional)	1	110	59385419	-Plug, Dryseal (1/8-27)	2
56	59385195	-Piston, Reverse Clutch	1	111	59385427	-Breather	1
57	59385203	-Ring, Sealing	1	112	59385435	-Plug, Dryseal (3/8-18)	1
58	59385211	-Ring, Sealing	1	113	59385443	-Washer, Thrust	1
59	59385229	-Plate, Reverse Clutch Pressure	1	114	N.S.S.	-Transmission Case Assembly (Includes Items 115 and 116)	1
60	59385237	-Spring, Pressure Plate	11	115	59385476	-Bearing, Needle	1
61	59385245	-Pin, Dowel	3	116	N.S.S.	-Case, Transmission	1
62	59385252	-Plate, Reverse Clutch Steel	2				

67

RT-700F SERIES
PARTS MANUAL

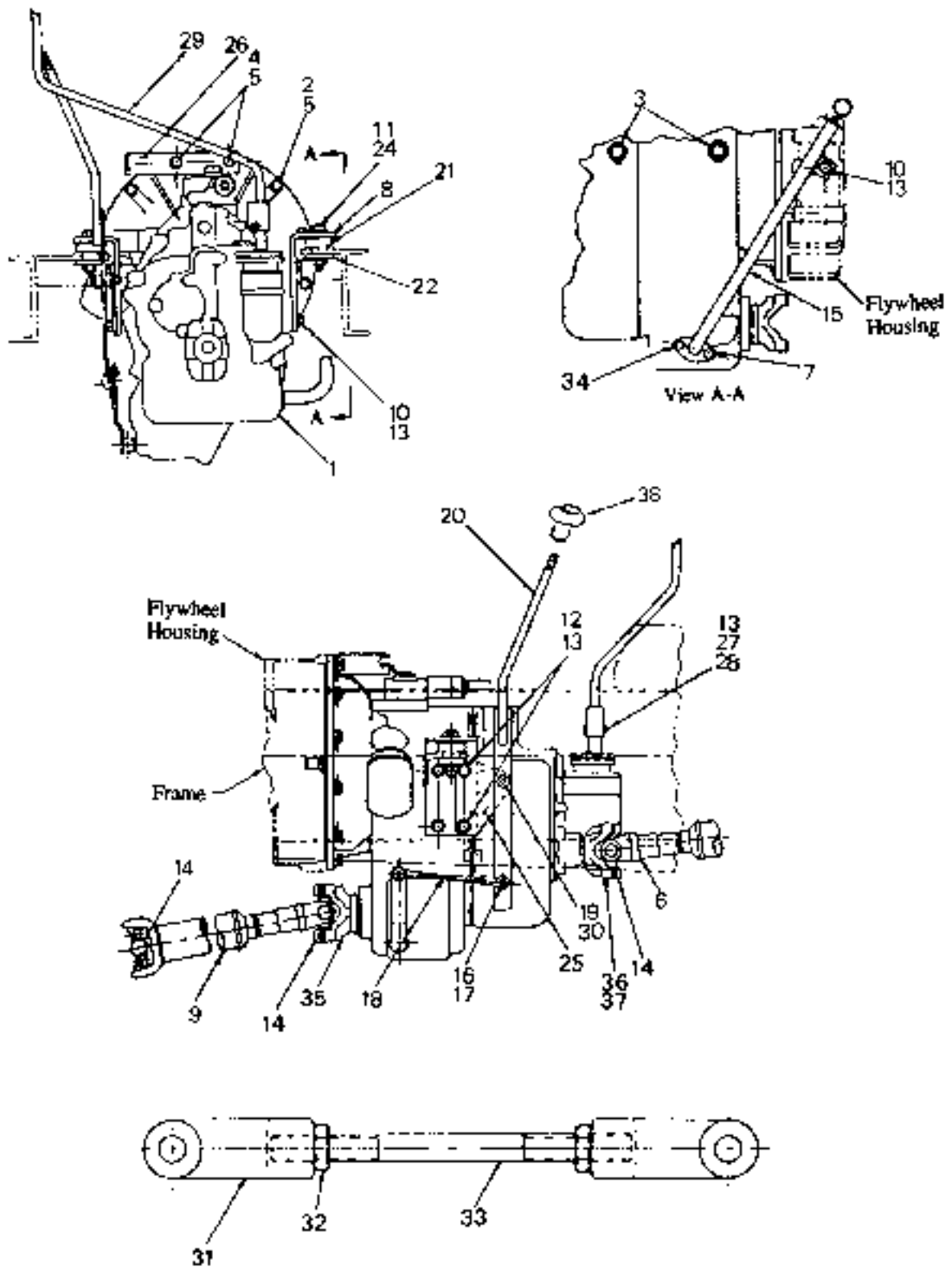


TRANSMISSION ASSEMBLY (59988774) - INTERNAL BREAKDOWN (2WD)
FOUR SPEED GEAR BOX (59405977)
RT-700F SERIES

**TRANSMISSION ASSEMBLY (59988774) - INTERNAL BREAKDOWN (2WD)
FOUR SPEED GEAR BOX (59405977)
RT-700F SERIES**

ITEM NO.	COMM. NO.	DESCRIPTION	QTY	ITEM NO.	COMM. NO.	DESCRIPTION	QTY
1	59974403	-Case, Transmission	1	36	59383729	-Washer, Thrust (Front and Rear)	2
2	59384040	-Plug, Pipe	1	37	59383737	-Spacer, Bearing	1
3	59383851	-Plug, Magnetic	1	38	59383745	-Roller, Bearing	58
4	59383877	-Cover, PTO	1	39	59383760	-Countershaft	1
5	59383893	-Bolt, Hex Hd. (3/8-16 x .62" lg.)	6	40	59383703	-Lockplate, Countershaft	1
6	59383828	-Shaft, Main	1	41	59383588	-Bolt, Hex Hd. (3/8-16 x .75" lg.)	2
7	59385757	-Synchronizer Assembly (Third & Fourth) (Includes Items 8 thru 11)	1	42	59384180	-Gear, Input	1
8	N.S.S.	-Hub, Clutch	1	43	59384801	-Bearing, Annular (Front)	1
9	N.S.S.	-Sleeve, Clutch	1	44	59384008	-Snap Ring, Gear (.117/.119)	1
10	59384115	-Plate, Shifting	3	45	59384016	-Snap Ring, Gear (.120/.122)	1
11	59384123	-Spring	2	46	59384024	-Snap Ring, Gear (.123/.125)	1
12	59384172	-Gear, Third Speed	1	47	59385765	-Snap Ring, Gear (.127/.129)	1
13	59383836	-Ring, Blocking	2	48	59383984	-Snap Ring, Bearing	1
14	59384131	-Snap Ring, Clutch	1	49	59383992	-Baffle, Oil	1
15	59383596	-Washer, Lock (3/8")	1	50	59383844	-Spacer	1
16	59385450	-Gear, Second Speed	1	51	59383745	-Roller, Bearing	22
17	59383778	-Synchronizer Assembly (First and Second) (Includes Items 18 thru 21)	1	52	59384081	-Bearing Retainer Assembly	1
18	N.S.S.	-Hub	1	55	59384057	-Nut	1
19	59383786	-Plate, Shifting	3	57	59383489	-Housing, Control	1
20	59383794	-Spring	2	58	59997718	-Plug, Expansion	6
21	N.S.S.	-Collar	1	59	59383562	-Shift Rail (Third and Fourth)	1
22	59383802	-Snap. Ring (.092/.094)	A/R	60	59383570	-Shift Fork (Third and Fourth)	1
23	59383950	-Snap. Ring (.095/.097)	A/R	61	59383513	-Shift Fork (First and Second)	1
24	59383968	-Snap. Ring (.098/.100)	A/R	62	59383554	-Shift Rail End (First and Second)	1
25	59383976	-Snap. Ring (.101/.103)	A/R	63	59383539	-Spring, Poppet	2
26	59383810	-Ring, Blocking	2	64	59383869	-Gasket, PTO	1
27	59383935	-Gear, First	1	65	59384289	-Plunger, Interlock	1
28	59383927	-Snap. Ring	1	66	59383505	-Pin, Spring	3
29	59384073	-Spacer, Speedometer Gear	1	67	59383380	-Breather	1
30	59383919	-Reverse Gear	1	68	59383695	-Plug	1
31	59383901	-Bearing, Annular	1	69	59383547	-Ball, Steel (3/8 Dia.)	2
32	59384099	-Snap. Ring	1	70	59383364	-Bolt, Hex Hd. (3/8-16 x .88" lg.)	6
33	59384156	-Gear, Countershaft	1	71	59383372	-Washer, Lock (3/8)	6
34	59383752	-Spacer, Bearing	1	72	59384107	-Gasket	1
35	59383711	-Washer, Thrust (Front and Rear)	2	73	59384065	-Seal, Oil	1
				74	59383497	Gasket, Control Housing	1
				75	59383521	-Shift Rail (First and Second)	1
						

RT-700F SERIES
PARTS MANUAL



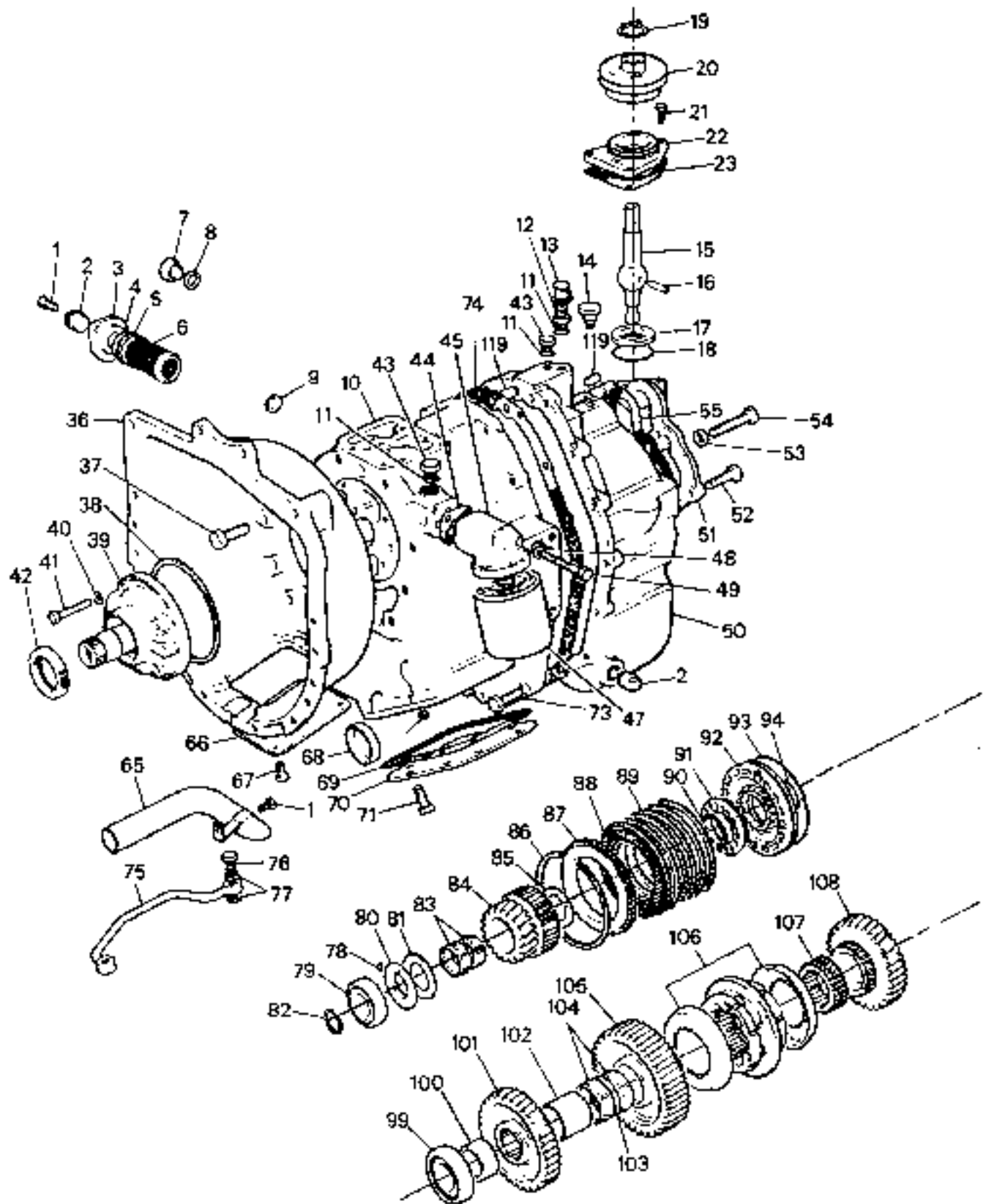
TRANSMISSION INSTALLATION - 4WD

**TRANSMISSION INSTALLATION - 4WD
RT-700F SERIES**

38

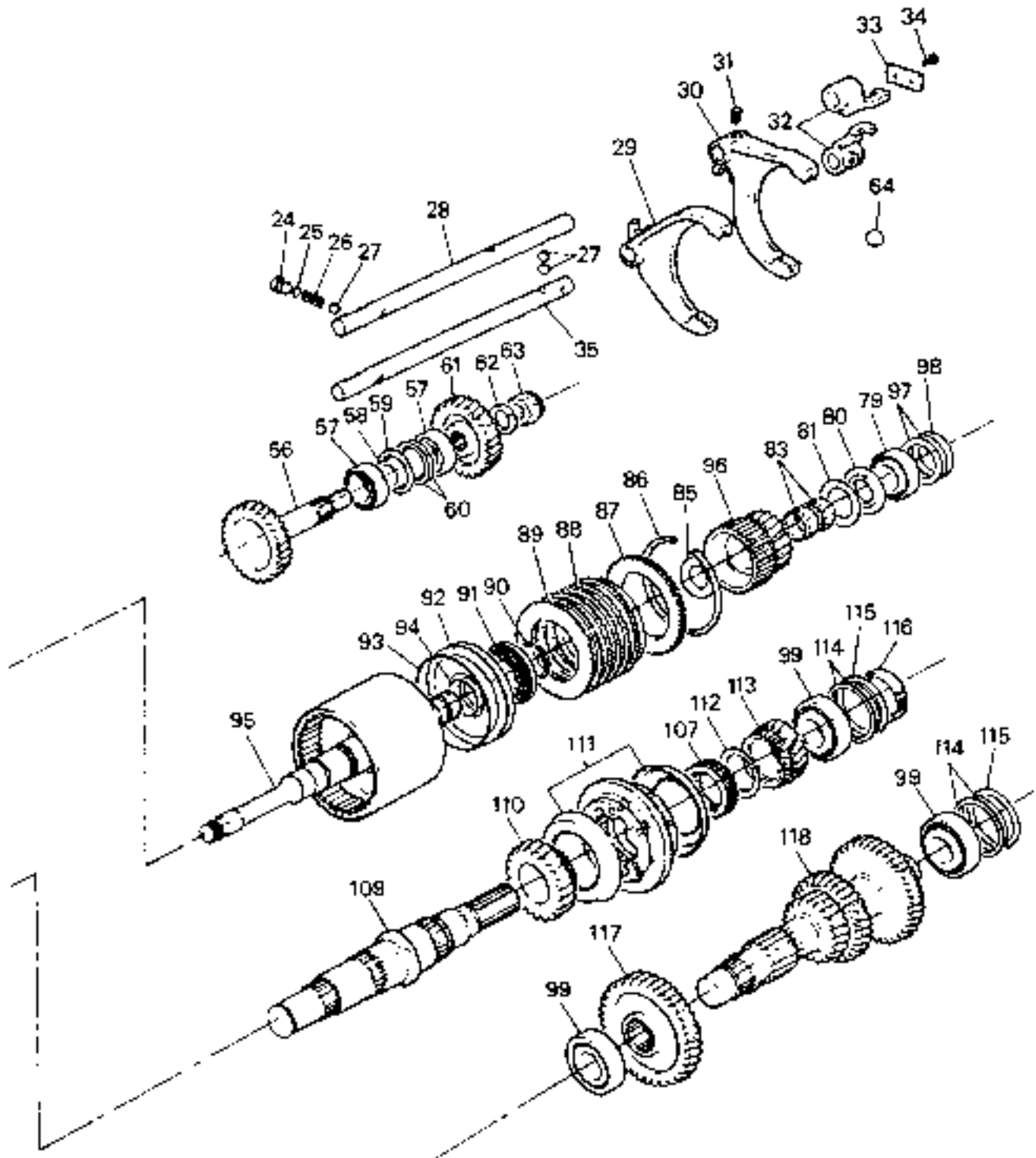
ITEM NO.	COMM. NO.	DESCRIPTION	QTY	ITEM NO.	COMM. NO.	DESCRIPTION	QTY
1	59347567	-Transmission (See Breakdown)	1	22	59311795	-Washer	2
2	59371794	-H.H.C.S. (M10 x 1.5 x 30 mm)	10	24	95480265	-H.H.C.S. (5/8-11 x 3.50" lg.)	2
3	59922906	-Adapter, 90° (8 ORS x 10 ORB)	2	25	59362855	-Plate, Pivot	1
4	59506691	-H.H.C.S. (M10 x 1.5 x 35 mm)	2	26	59362830	-Bracket, FNR Cable Mounting	1
5	59546291	-Washer, Flat (M10)	12	27	95077558	-Nut (3/8-16)	1
6	59347591	-Drive Shaft (See Breakdown)	1	28	95373833	-Bolt, Shoulder (1/2 dia. x 1.25)	1
7	59362905	-Gasket	1	29	59364224	-Lever, Transmission	1
8	59318188	-Engine Mount Rear	2	30	59362434	-Nut (5/8-11 NC, Thin)	1
9	59351205	-Drive Shaft (See Breakdown)	1	31	59565721	-Yoke, Clevis	2
10	59533596	-H.H.C.S. (M12 x 1.75 x 35 mm)	7	32	95098356	-Nut, Jam (.375-24 UNF)	2
11	95077590	-Nut (5/8-11)	2	33	59362947	-Rod	1
12	59610923	-H.H.C.S. (M12 x 1.75 x 35 mm)	2	34	50273432	-H.H.C.S. (M12 x 25 mm lg.) (Effective with S/N 5595)	2
13	59539569	-Washer, Flat (1/2)	10	35	59388447	-Yoke	1
14	59362897	-Strap Kit (1480) (Effective with S/N 5595) (Quantity was 3 Prior to S/N 5595)	4	-	58845298	-O-Ring	1
-	59352898	-U-Bolt Kit (1480 Series) (Prior to S/N 5595)	6	-	58845306	-Washer	1
15	59359166	-Dipstick Assembly (Includes the following:)	1	-	58845314	-Washer, Tab	1
-	59359174	-Dipstick	1	-	58845322	-O-Ring	1
-	59359125	-Oil Dipstick Tube	1	-	58845330	-Bolt	1
16	95201414	-Pin, Corner	2	36	59388439	-Yoke	1
17	59533182	-Pin, Clevis	2	-	58845298	-O-Ring	1
18	59362939	-Shift Linkage Assembly (Includes Items 33 thru 35)	1	-	58845306	-Washer	1
19	95366555	-Bolt, Shoulder (3/4 dia. x 1.50" lg.)	1	-	58845314	-Washer, Tab	1
20	59362400	-Lever, Engagement (2WD-4WD)	1	-	58845322	-O-Ring	1
21	59657312	-Shock	2	-	58845330	-Bolt	1
				37	59352880	-Spacer	1
				38	59306290	-Knob, Transmission (4-Speed, Engraved)	1
				-	59341727	-Knob, Transmission (3-Speed, Engraved)	1
				-	59343117	-Knob, Transmission (For use with relay 59377648)	1
				-	59377648	-Knob Relay (Use with 59340117)	1

**RT-700F SERIES
PARTS MANUAL**



TRANSMISSION ASSEMBLY (59347567) - INTERNAL BREAKDOWN

**RT-700F SERIES
PARTS MANUAL**



TRANSMISSION ASSEMBLY (59347567) - INTERNAL BREAKDOWN

**RT-700F
PARTS MANUAL**

Always use Ingersoll-Rand Replacement parts!

**TRANSMISSION ASSEMBLY (59347567) - INTERNAL BREAKDOWN
RT-700F SERIES**

39

ITEM NO.	COMPL. NO.	DESCRIPTION	QTY	ITEM NO.	COMPL. NO.	DESCRIPTION	QTY
1	59420364	-Screw	3	56	59420950	-Gear, Reverse Idler	1
2	59420372	-Drain Plug	2	57	59420968	-Bearing, Idler	2
-	59420380	-O-Ring, Drain Plug	1	58	59420976	-Spacer, Reverse Idler	1
3	59420398	-Cover, Strainer	1	59	59420984	-Spacer	1
4	59420406	-Washer, Support	1	60	59420992	-Shim (.051 mm)	A/R
5	59420414	-O-Ring	1	-	59421008	-Shim (.076 mm)	A/R
6	59420422	-Strainer, Suction	1	-	59421016	-Shim (.178 mm)	A/R
-	59420430	-Washer,Suction Strainer Sealing	1	-	59421024	-Shim (.559 mm)	A/R
7	59420448	-Plug, Blanking	1	61	59421032	-Gear, Reverse Idler	1
8	59420455	-Washer, Copper	1	62	59421040	-Washer	1
9	59420463	-Plug, Expansion	2	63	59421057	-Nut, Self-Locking	1
10	59420471	-Case, Transmission, Front	1	64	59421065	-Plug, Taper	1
11	59420489	-O-Ring	3	65	59421073	-Pipe, Suction	1
12	59420497	-Nipple	1	66	59421081	-Cover, Handhole	1
13	59420505	-Cover, Dust	1	67	59421099	-Screw	4
14	59420513	-Breather	1	68	59421107	-Plug, Core	A/R
15	59420521	-Lever, Stub (long)	1	69	59421115	-Gasket	A/R
-	59420539	-Spacer	1	-	59421123	-Gasket (.25 mm)	A/R
-	58845355	-Plug, Blanking	1	-	59421131	-Gasket (.50 mm)	A/R
16	59420547	-Pin, Anti-Rotation	1	70	59421149	-Plate, Cover	1
17	59420554	-Sealing, Lower	1	71	59421156	-Screw	8
18	59420562	-O-Ring	1	72	59421164	-Plug, Taper	1
19	59420570	-Clip, Hose	1	73	59421172	-Screw	15
20	59420588	-Cover, Dust	1	74	59421180	-Gasket	1
21	59420604	-Screw	3	75	59421198	-Pipe, Oil Transfer	1
22	59420612	-Sealing, Upper	1	76	59421206	-Screw, Banjo	2
23	59420620	-Gasket	A/R	77	59421214	-Washer	4
24	59420638	-Plug, Detent	2	78	59421222	-Pin, Anti-Rotation	4
25	59420646	-O-Ring	2	79	59421230	-Bearing, Input Shaft	2
26	59420653	-Spring, Detent	2	80	59421248	-Washer, Outer Thrust	2
27	59420661	-Ball	4	81	59421255	-Washer, Thrust	2
28	59420679	-3rd/4th Shaft Rod	1	82	59421263	-Ring, Sealing	4
29	59420687	-1st/2nd Shift Fork	1	83	59421271	-Bearing, Gear	4
30	59420695	-3rd/4th Shift Fork	1	84	59421289	-Gear, Forward Primary	1
31	59420703	-Screw, Lock	4	85	59421297	-Washer, Inner Thrust	2
32	59420711	-Lug, Shift	2	86	59421305	-Ring, Spring	2
33	59420729	-Plate, Innerlock	1	87	59421313	-Retainer	2
34	59420737	-Screw	2	88	58845363	-Disc, Friction	12
35	59420745	-1st/2nd Shift Rod	1	89	59421339	-Disc, Clutch	14
36	59420752	-Housing, Converter	1	90	59421347	-Ring, Spring	2
37	59420760	-Screw	8	91	59421354	-Spring Retainer	2
38	59420778	-Ring, Sealing	1	92	59421362	-Piston	2
39	59420786	-Oil Pump	1	93	59421370	-Seal, Outer Lip	2
40	59420794	-Washer	4	94	59421388	-O-Ring	2
41	59420802	-Screw	4	95	59421396	-Shaft, Input	1
42	59420810	-Seal, Oil	1	96	59421404	-Gear, Reverse Primary	1
43	59420828	-Plug	2	97	59421412	-Shim (.051 mm)	A/R
44	59420836	-Gasket	1	-	59421420	-Shim (.076 mm)	A/R
45	59420844	-Housing, Filter	1	-	59421438	-Shim (.127 mm)	A/R
46	59420851	-Adapter	1	-	59421446	-Shim (.178 mm)	A/R
47	59420869	-Filter, Oil	1	-	59421453	-Shim (.381 mm)	A/R
48	59420877	-Screw	1	-	59421461	-Shim (.508 mm)	A/R
49	59420885	-Washer	2	98	59421479	-Spacer, Rear Bearing	1
50	59420893	-Case, Rear	1	99	59421487	-Bearing, Output Shaft & Countershaft	4
51	59420901	-Cover, Rear	1	100	59421495	-Spacer, Front Bearing	1
52	59420919	-Screw	11	101	59421503	-Gear, Output Shaft Drive	1
53	59420927	-Nut	1	102	59421511	-Sleeve, 1st Gear Bearing	1
54	59420935	-Screw	1	103	59421529	-Spacer	1
55	59420943	-Gasket	1	104	59421537	-Bearing, 1st Gear	2

75

**RT-700F
PARTS MANUAL**

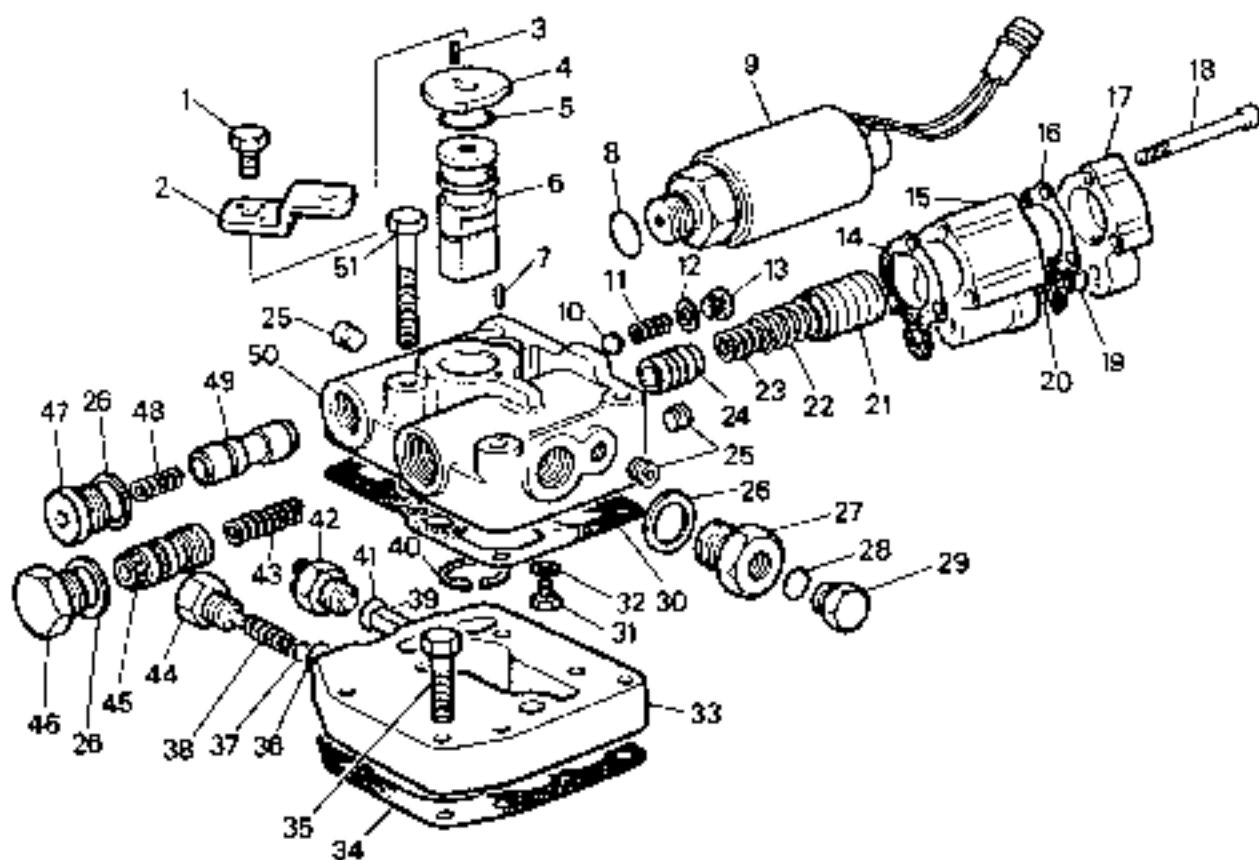
Always use Ingersoll-Rand Replacement parts

**TRANSMISSION ASSEMBLY (59347567) - INTERNAL BREAKDOWN
RT-700F SERIES**

39

ITEM NO.	COMM. NO.	DESCRIPTION	QTY	ITEM NO.	COMM. NO.	DESCRIPTION	QTY
105	59421545	-1st Gear	1	-	59422790	-Overhaul Kit - Main Transmission (Includes the Following Kits)	1
106	59421552	-1st/2nd Synchro	1	-	59422717	-Bearing Kit - Main Transmission (Includes Items 57, 79, 83, 99, 102) and 104)	1
107	59421560	-Sleeve, Shift Hub	2	-	59422725	-Gasket Kit - Main Transmission (Includes Items 23, 44, 55, 69 and 74)	1
108	59421578	-2nd Gear	1	-	59422733	-Thrust Washer Kit - Main Transmission (Includes Items 80, 81 and 85)	1
109	59421586	-Shaft, Output	1	-	59422741	-Clutch Pack Kit - Main Transmission (Includes Items 86, 87, 88, 89, 90, 91, 92, 93 and 94)	1
110	59421594	-3rd Gear	1	-	59422758	-Seal Kit - Main Transmission (Includes Items 38, 40, 42, 68, 82, 93 and 116)	1
111	59421602	-3rd/4th Synchro	1	-	59422766	-Snap Ring Kit - Main Transmission (Includes Items 86, 90 and 112)	1
112	59421610	-Circlip	1	-	59422774	-O-Ring Kit - Main Transmission (Includes Items 5, 11, 18, 25 and 94)	1
113	59421628	-4th Gear	1	-	59422782	-Small Parts Kit - Main Transmission (Includes Items 24, 25, 26 and 27)	1
114	59421636	-Shim (.051 mm)	A/R	-			
-	59421644	-Shim (.076 mm)	A/R				
-	59421651	-Shim (.178 mm)	A/R				
-	59421669	-Shim (.559 mm)	A/R				
115	59421677	-Spacer, Bearing	2				
116	59421685	-Seal, Oil	1				
117	59421701	-Gear, Countershaft Drive	1				
118	59421719	-Countershaft	1				
119	59421727	-Dowel	6				

**RT-700F SERIES
PARTS MANUAL**



**TRANSMISSION ASSEMBLY (CONTROL VALVE) (59347567) - INTERNAL BREAKDOWN
RT-700F SERIES**

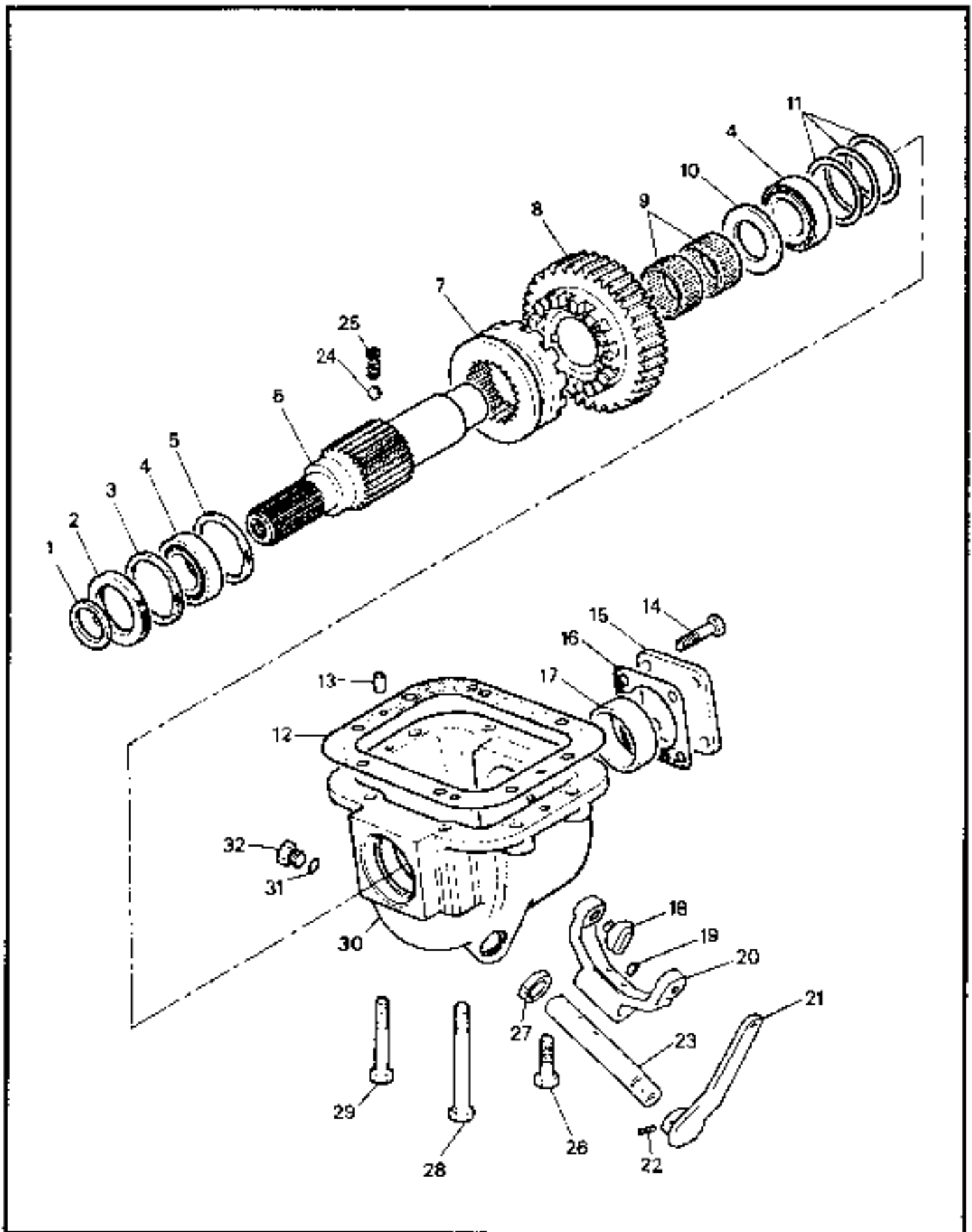
**TRANSMISSION ASSEMBLY (CONTROL VALVE) (59347567) - INTERNAL BREAKDOWN
RT-700F SERIES**

94

ITEM NO.	COMM. NO.	DESCRIPTION	QTY	ITEM NO.	COMM. NO.	DESCRIPTION	QTY
-	59421735	-Control Valve Assembly	1	25	59421958	-Plug, Taper	1
1	59421743	-Screw	1	26	59421933	-Washer	3
2	59421750	-Lever, Selector	1	27	N.S.S.	-Adapter	1
3	59421768	-Pin, Tension	1	28	59422139	-O-Ring	1
4	59421776	-Stop, Selector	1	29	59422147	-Plug	1
5	59421784	-O-Ring	1	30	59422246	-Gasket	1
6	59421792	-Valve, Selector	1	31	59422253	-Screw	1
7	59421800	-Pin, Tension	1	32	59422261	-Washer	1
8		-O-Ring (Not Available At Time Of Publications)	1	33	59422295	-Adapter	1
9	58845264	-Solenoid	1	34	59422279	-Gasket	1
10	59421883	-Ball	1	35	59420802	-Bolt, Nylon	1
11	59421891	-Spring	1	36	59422196	-O-Ring	1
12	59421909	-Washer	1	37	59422188	-Ball	1
13	59421917	-Plug	1	38	59422170	-Spring	1
14	59422063	-Gasket	1	39	59422220	-Pin, Actuating	1
15	59422071	-Body, Valve	1	40	59422238	-Circlip	1
16	59422089	-Gasket	1	41	59422196	-O-Ring	1
17	59422113	-Cover, End	1	42	59422204	-Switch, Neutral Start	1
18	59422121	-Screw	1	43	59422014	-Spring	1
19	59422106	-Ball	1	44	59422162	-Guide, Spring	1
20	59422097	-Spring	1	45	59422154	-Valve, Spool	1
21	59422055	-Housing, Piston	1	46	58845389	-Plug	1
22	59422048	-Spring, Outer	1	47	59421925	-Plug	1
23	59422030	-Spring, Inner	1	48	58845231	-Spring	1
24	59422022	-Piston	1	49	58845249	-Spool, Dump	1
				50	59421941	-Body, Selector	1

79

RT-700F SERIES
PARTS MANUAL



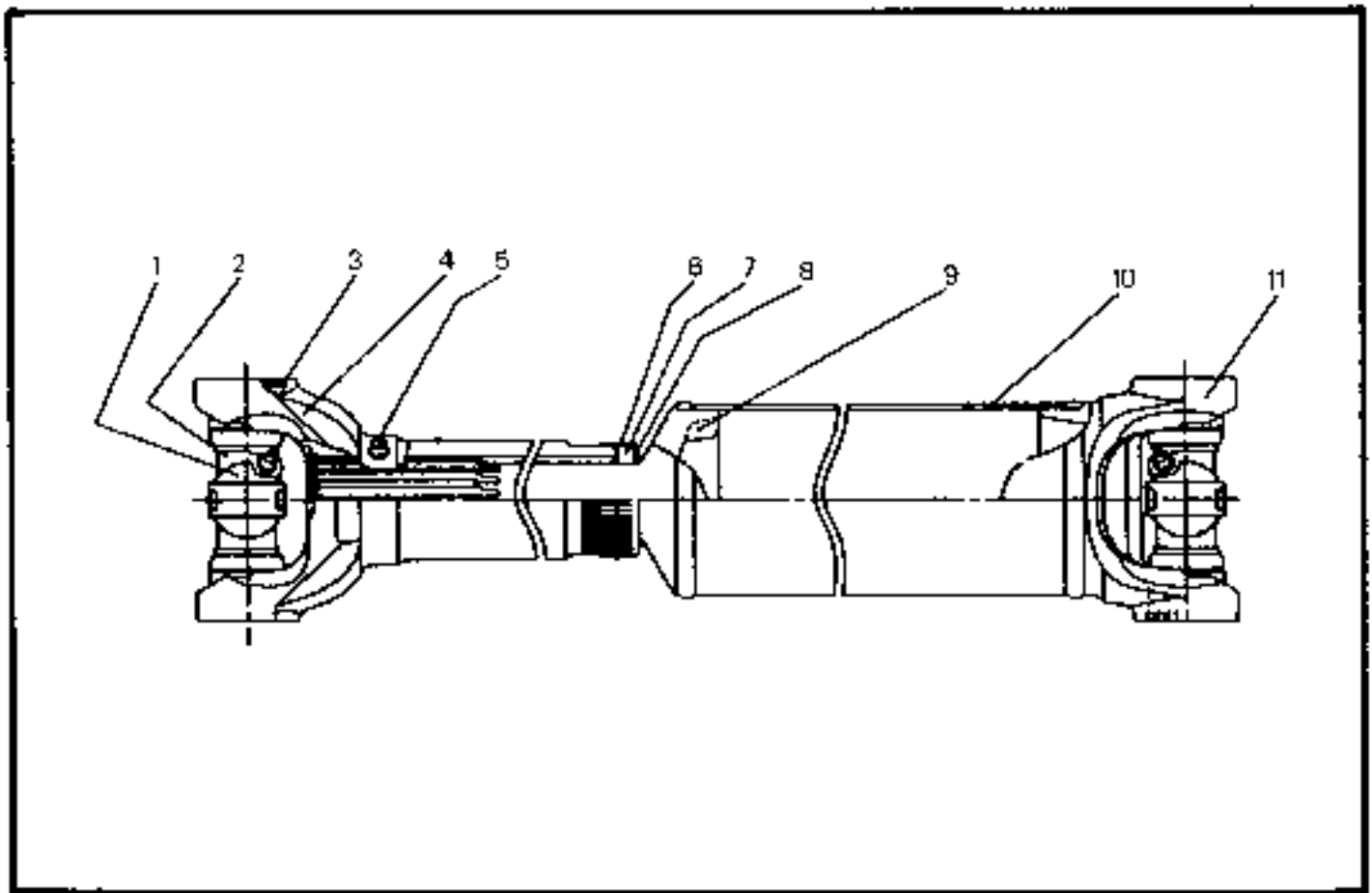
TRANSMISSION ASSEMBLY (MECHANICAL 4WD) (59347567) - INTERNAL BREAKDOWN
RT-700F SERIES

**TRANSMISSION ASSEMBLY (MECHANICAL 4WD) (59347567) - INTERNAL BREAKDOWN
RT-700F SERIES**

95

ITEM NO.	COMM. NO.	DESCRIPTION	QTY	ITEM NO.	COMM. NO.	DESCRIPTION	QTY
1	59422527	-Spacer	1	14	59422386	-Screw	1
2	59422535	-Seal, Oil	1	15	59422493	-Cover, End	1
3	59422402	-Circlip	1	16	59422285	-Gasket	1
4	59422410	-Bearing	2	17	59422501	-Spacer	1
5	59422675	-Circlip	1	18	59422519	-Slipper	2
6	59422626	-Shaft, Output	1	19	59422568	-Screw, Lock	1
7	59422659	-Collar, Clutch	1	20	59422592	-Fork, Shift	1
8	59422618	-Gear	1	21	59422576	-Level Assembly	1
9	59422683	-Bearing, Gear	1	22	59422352	-Pin, Tension	1
10	59422543	-Washer, Thrust	1	23	59422584	-Rod, Shift	1
11	59422428	-Shim (0.051 mm)	A/R	24	59422329	-Ball	1
-	59422436	-Shim (0.076 mm)	A/R	25	59422642	-Spring	1
-	59422444	-Shim (0.127 mm)	A/R	26	59422378	-Screw	1
-	59422451	-Shim (0.178 mm)	A/R	27	59422667	-Seal, Oil	2
-	59422469	-Shim (0.381 mm)	A/R	28	59422352	-Screw	4
-	59422477	-Shim (0.508 mm)	A/R	29	59422360	-Screw	1
12	59421123	-Gasket, Transfer Case (0.25mm)	1	30	59422691	-Case, Transfer	1
-	59421131	-Gasket, Transfer Case (0.50mm)	1	31	59422337	-O-Ring	1
13	59421727	-Dowel	1	32	59422303	-Plug, Drain	1

**RT-700F SERIES
PARTS MANUAL**

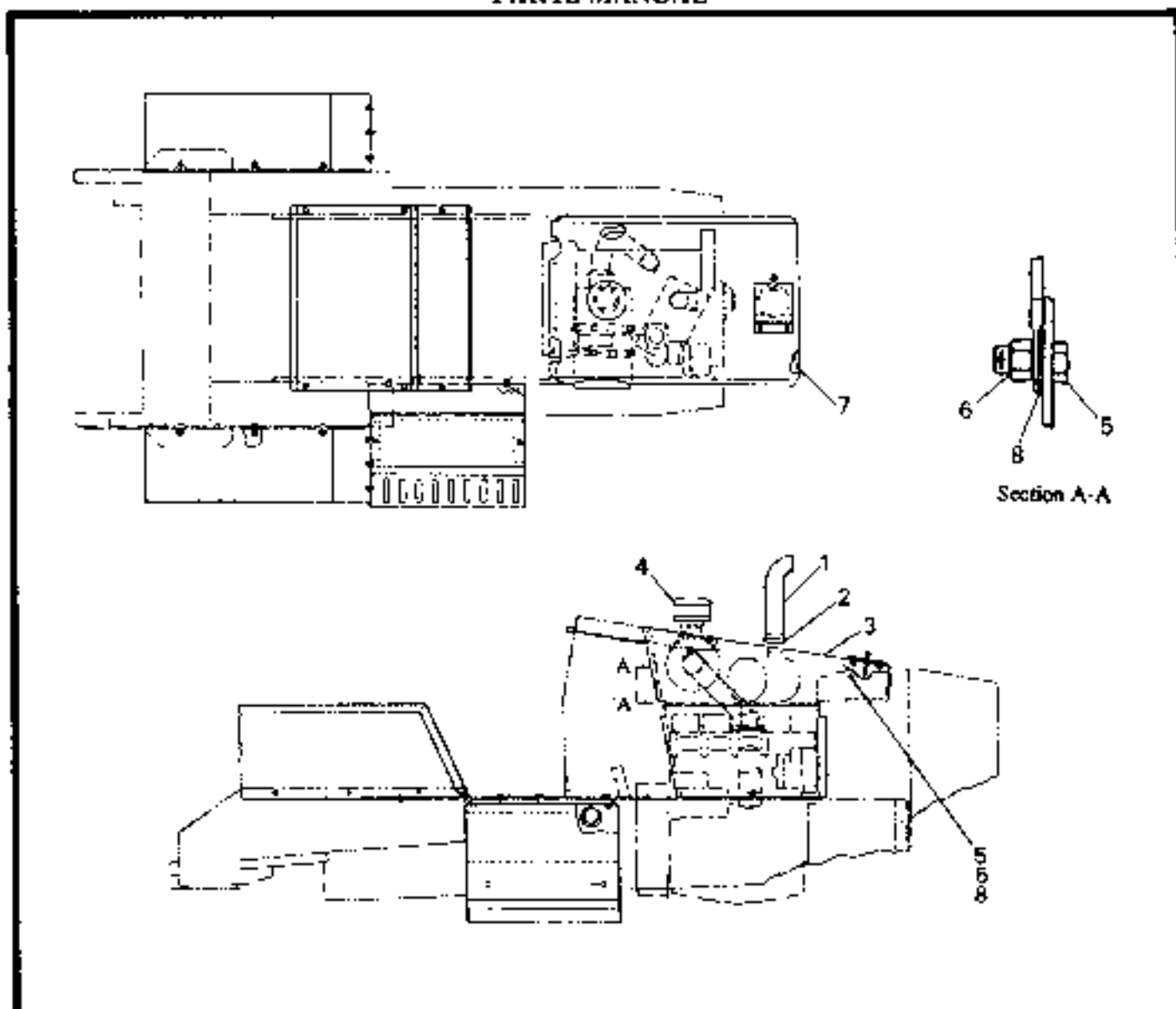


**DRIVE SHAFT (59347591 & 59351205) - INTERNAL BREAKDOWN
RT-700F SERIES**

42

ITEM NO.	COMM. NO.	DESCRIPTION	QTY	ITEM NO.	COMM. NO.	DESCRIPTION	QTY
-	59399451	-Journal and Bearing Kit (Includes Items 1 thru 3)	2	3	N.S.S.	-Ring, Snap	2
-	59399477	-Seal Kit (Includes items 6 thru 8)	1	4	59399469	-Yoke, Slip (Includes Items 5)	1
-	59399493	-Shaft Sub-assembly (Drive Axle Side) (Includes Items 9 thru 11)	1	5	N.S.S.	-Fitting	1
-	59399485	-Shaft Sub-assembly (Steer Axle Side) (Includes Items 9 thru 11)	1	6	N.S.S.	Washer	1
1	N.S.S.	-Bearing	2	7	N.S.S.	Washer	1
2	N.S.S.	-Journal	2	8	N.S.S.	-Cap, Dust	1
				9	N.S.S.	-Shaft, Sub	1
				10	N.S.S.	-Tubing	1
				11	N.S.S.	-Yoke, Sub	1
						

**RT-700F SERIES
PARTS MANUAL**

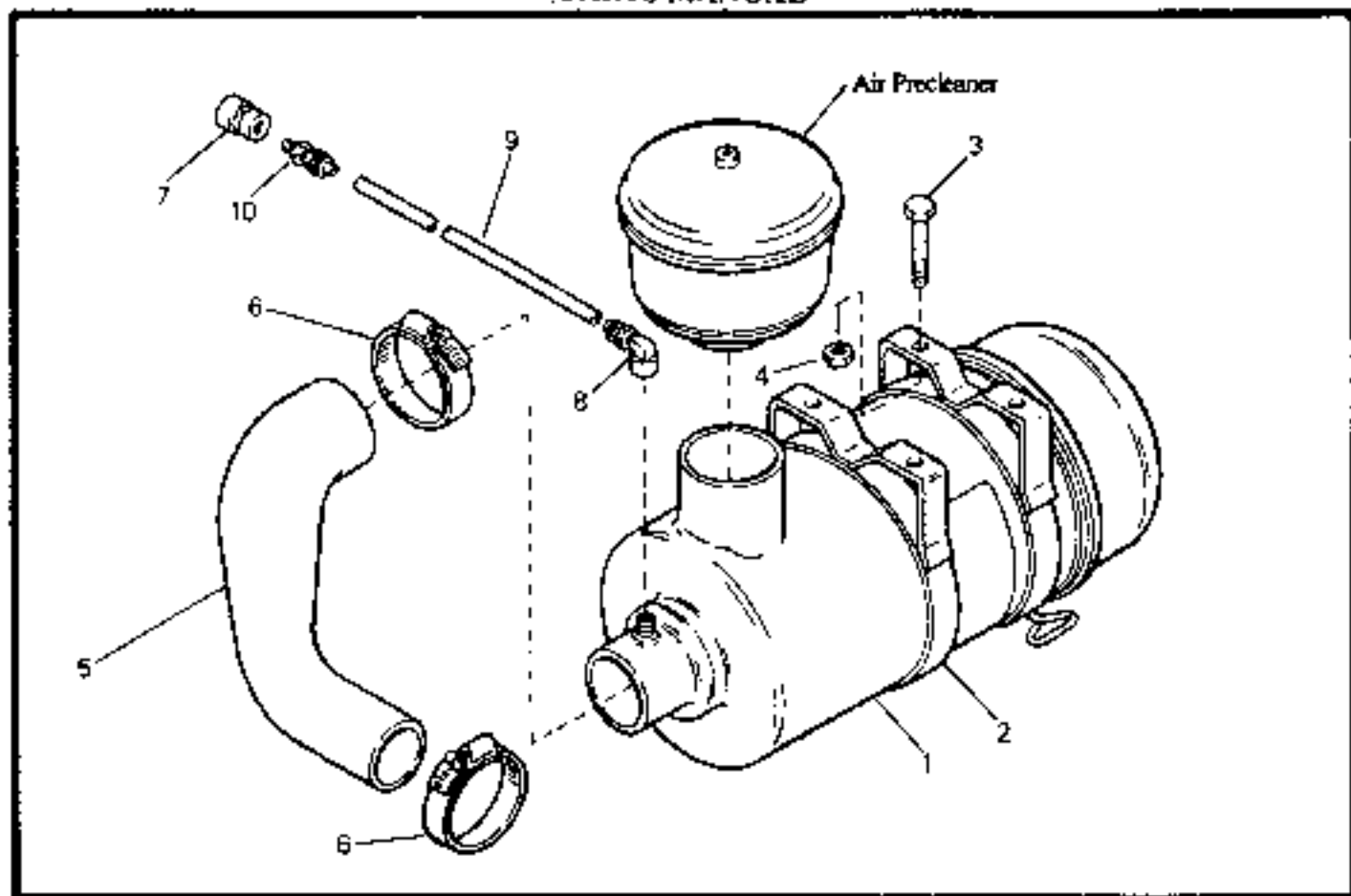


**HOOD AND EXHAUST EXTENSION INSTALLATION
RT-700F SERIES**

ITEM NO.	COMM. NO.	DESCRIPTION	QTY	ITEM NO.	COMM. NO.	DESCRIPTION	QTY
1	59988170	-Extension	1	-	59993378	-Plastic Bowl	1
2	59629857	-Clamp (4")	1	3	59680983	-Bolt (.375-16 x 1.0" lg.) (4WD)	4
3	59362376	-Hood (4WD)	1	6	95923223	-Nut, Lock	4
-	59996330	-Hood (2WD)	1	7	59998468	-Weatherstrip	1
4	59983097	-Pre-cleaner Assembly	1	8	95922233	-Washer, Flat	4

46

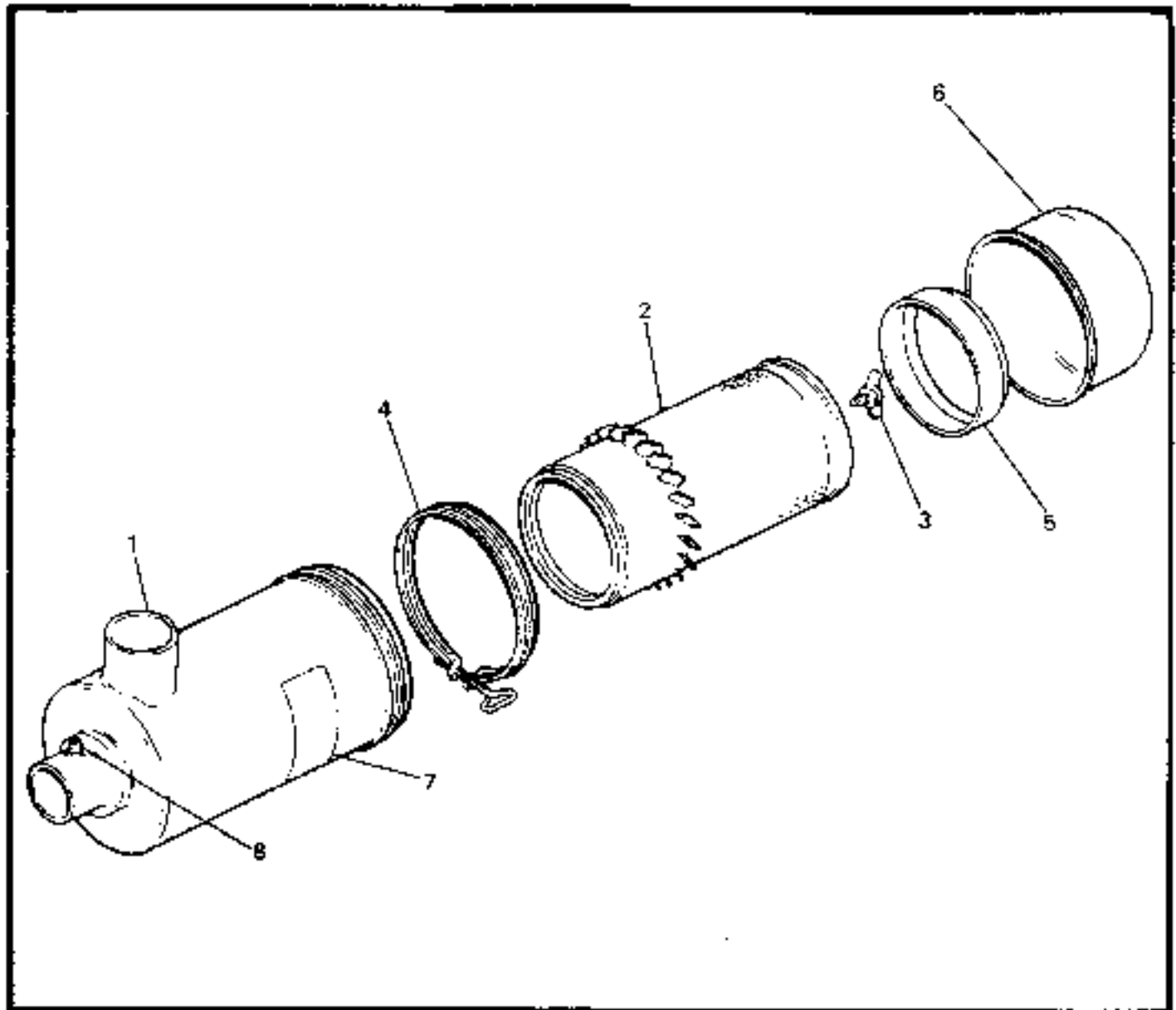
RT-700F SERIES PARTS MANUAL



AIR CLEANER INSTALLATION RT-700F SERIES

ITEM NO.	COMM. NO.	DESCRIPTION	QTY	ITEM NO.	COMM. NO.	DESCRIPTION	QTY
1	59988048	-Air Cleaner (See Breakdown)	1	6	59759829	-Clamp, Hose	2
2	50931971	-Band Assembly	2	7	59988055	-Indicator, Restriction	1
3	59717702	-Bolt (5/16-18 x 1.0" lg.)	4	8	59311670	-Elbow, 90°	1
4	59918573	-Nut (5/16-18)	4	9	59312801	-Tube	1
5	59988121	-Hose, Air Intake	1	10	59311621	-Connector, Straight	1

**RT-700F SERIES
PARTS MANUAL**



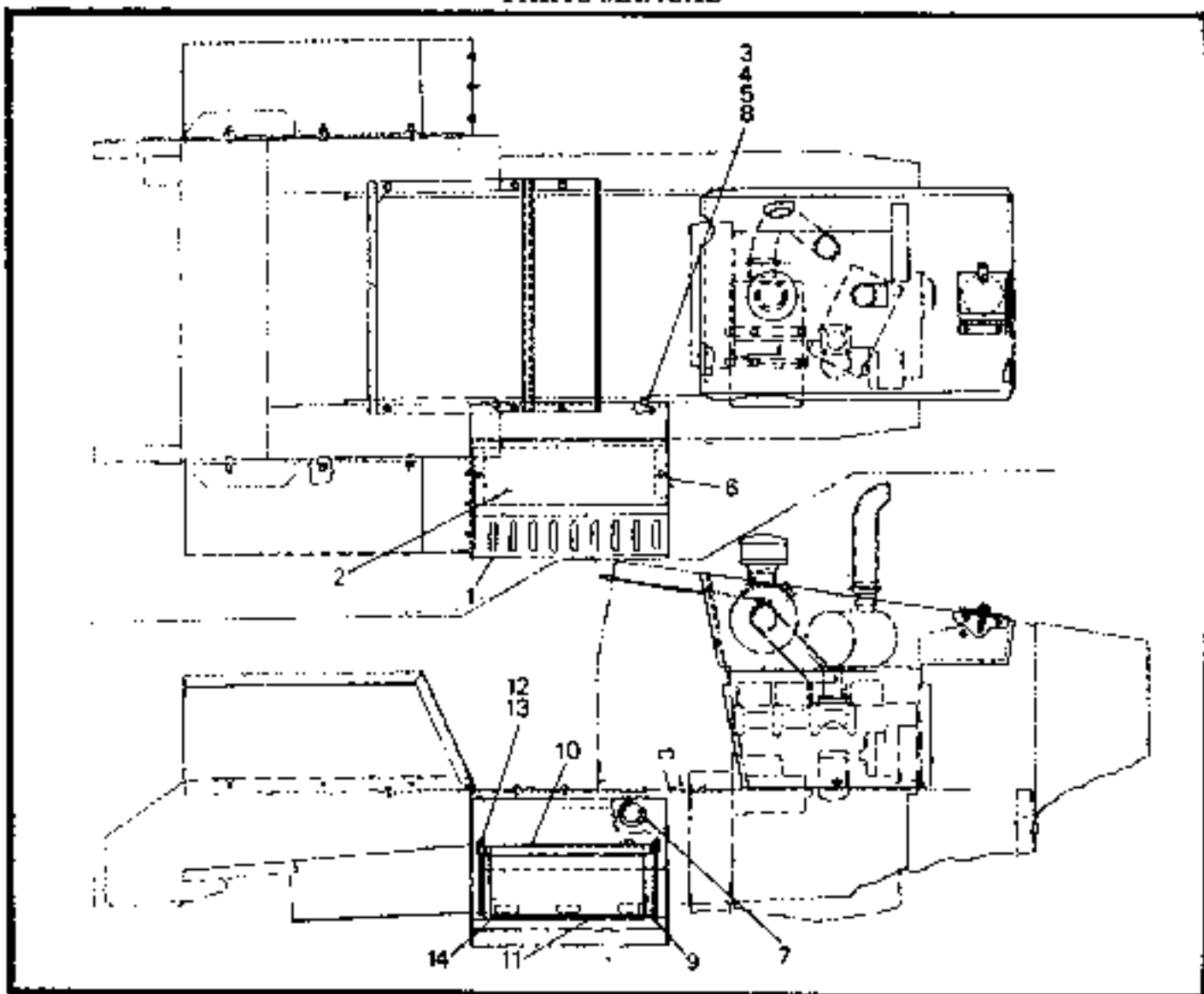
**AIR CLEANER (59988048) - INTERNAL BREAKDOWN
RT-700F SERIES**

ITEM NO.	COMPL NO.	DESCRIPTION	QTY	ITEM NO.	COMPL NO.	DESCRIPTION	QTY
1	N.S.S.	-Body Assembly	1	5	50938950	-Baffle	1
2	59971366	-Element Assembly	1	6	59346437	-Cup Assembly	1
3	50938935	-Bolt Assembly	1	7	N.S.S.	Marking	1
4	50938943	-Clamp Assembly	1	8	50938968	-Cap Assembly	1
						

**RT-700F
PARTS MANUAL**

*****Always use Ingersoll-Rand Replacement parts!*****

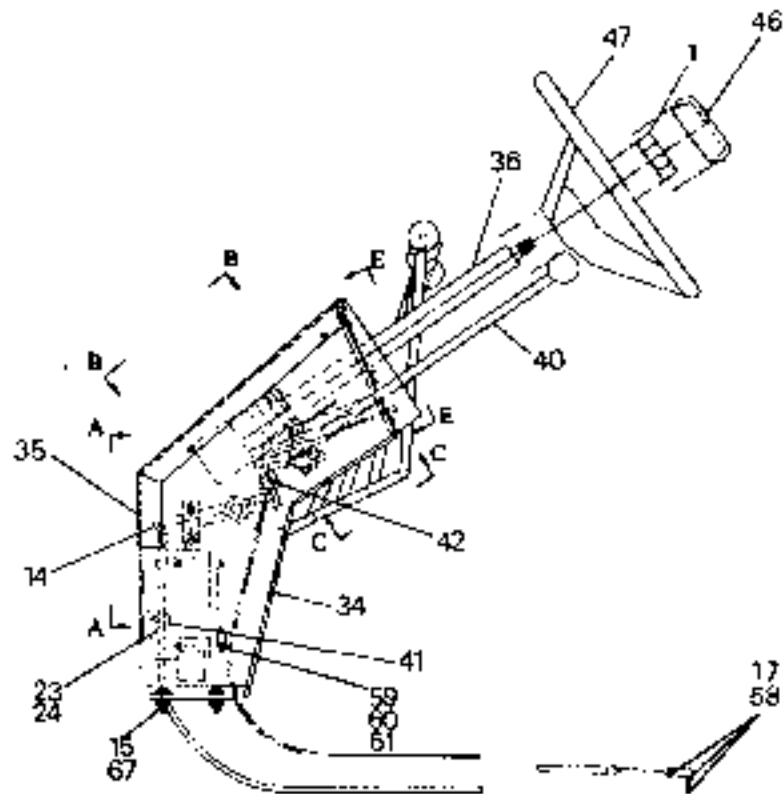
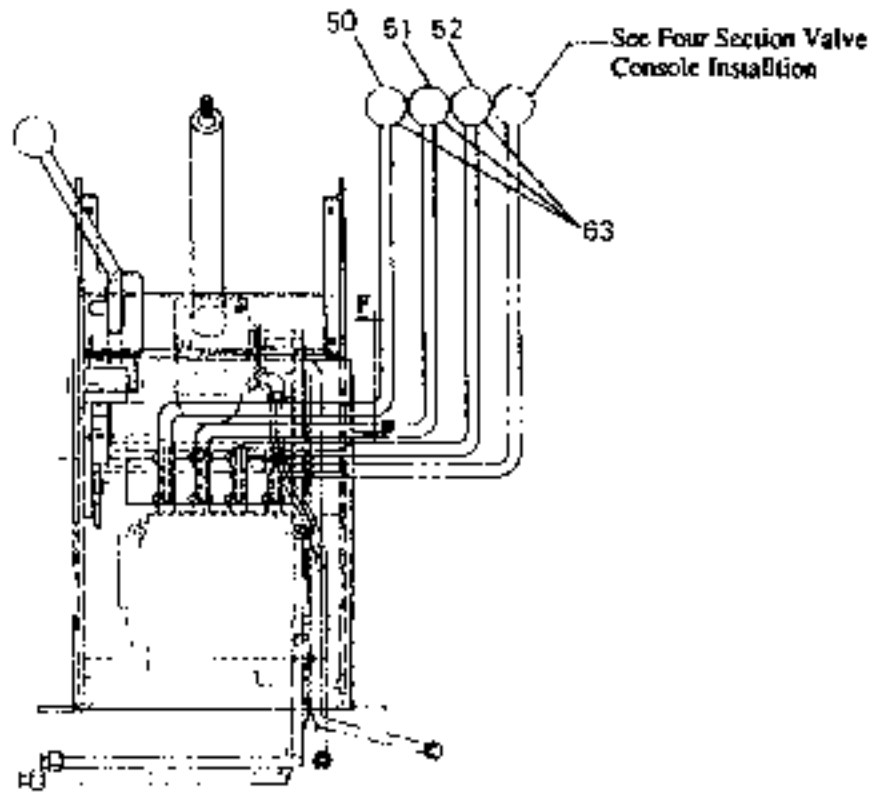
RT-700F SERIES PARTS MANUAL



BATTERY INSTALLATION RT-700F SERIES

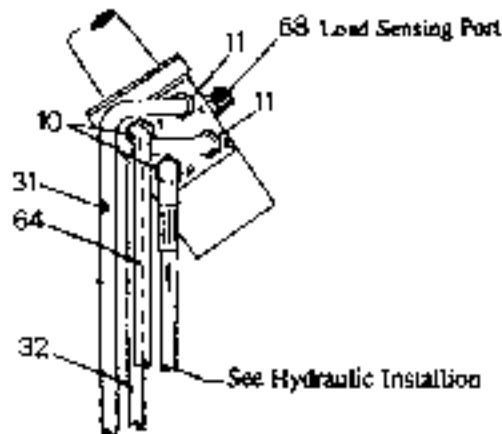
ITEM NO.	COMM. NO.	DESCRIPTION	QTY	ITEM NO.	COMM. NO.	DESCRIPTION	QTY
1	59991901	-Battery Box	1	7	39731075	-Trim (.19)	1
2	59991976	-Cover	1	8	95081667	-Washer (1/2) (2WD)	6
3	59764514	-Bolt (1/2-13 x 1.50" lg.) (4WD)	3	9	39518423	-Battery	1
-	95297602	-Screw, Cap (1/2-13 x 1.25" lg.) (2WD)	3	10	59518431	-Battery Tie Down Frame	1
4	95077574	-Nut (1/2-13) (4WD)	3	11	39653600	-Battery Tray	1
-	59327866	-Nut (1/2-13) (2WD)	3	12	95864252	-Bolt, Hex Hd. (3/8-16 x 3.5" lg.)	2
5	59539569	-Washer, Flat (4WD)	6	13	95069597	-Washer, Flat (3/8) (Heavy)	2
6	59998696	-Screw, Self-Tapping	2	14	59945881	-Weatherstrip	3

**RT-700F SERIES
PARTS MANUAL**

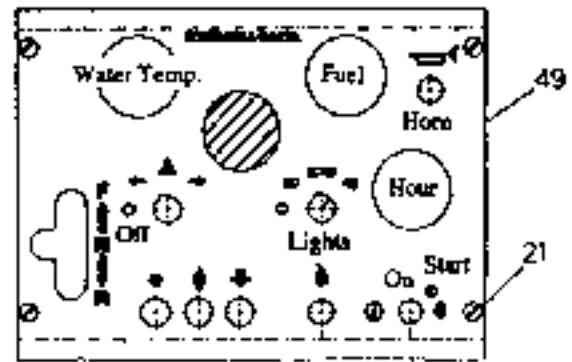


**CONTROL CONSOLE INSTALLATION
RT-700F SERIES**

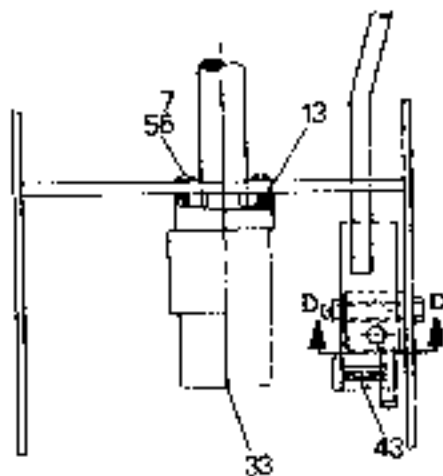
RT-700F SERIES
PARTS MANUAL



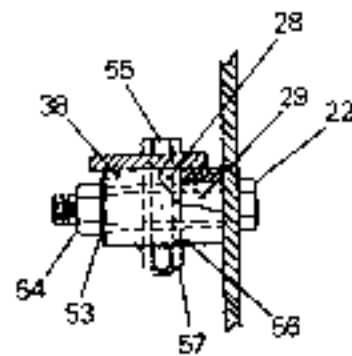
View F-F



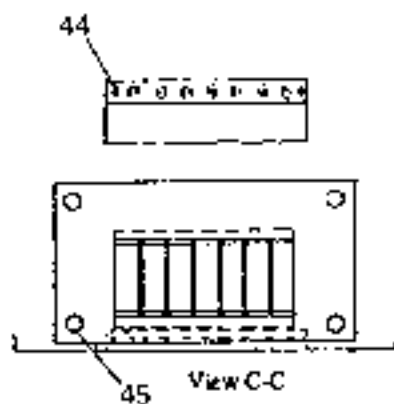
Section E-E



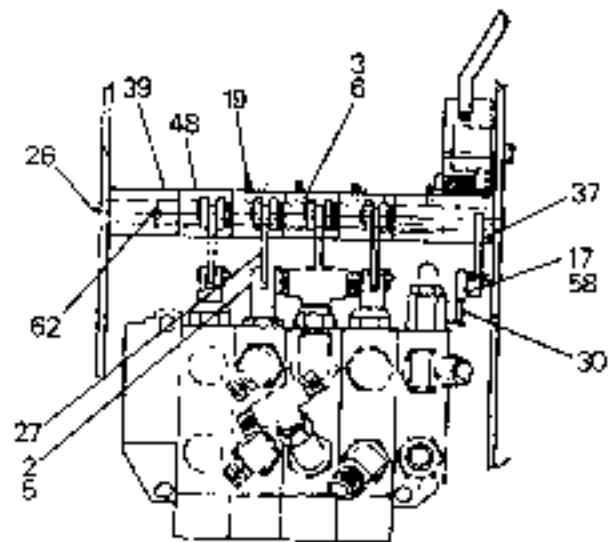
View B-B



Section D-D



View C-C



View A-A

CONTROL CONSOLE INSTALLATION
RT-700F SERIES

**RT-700F
PARTS MANUAL**

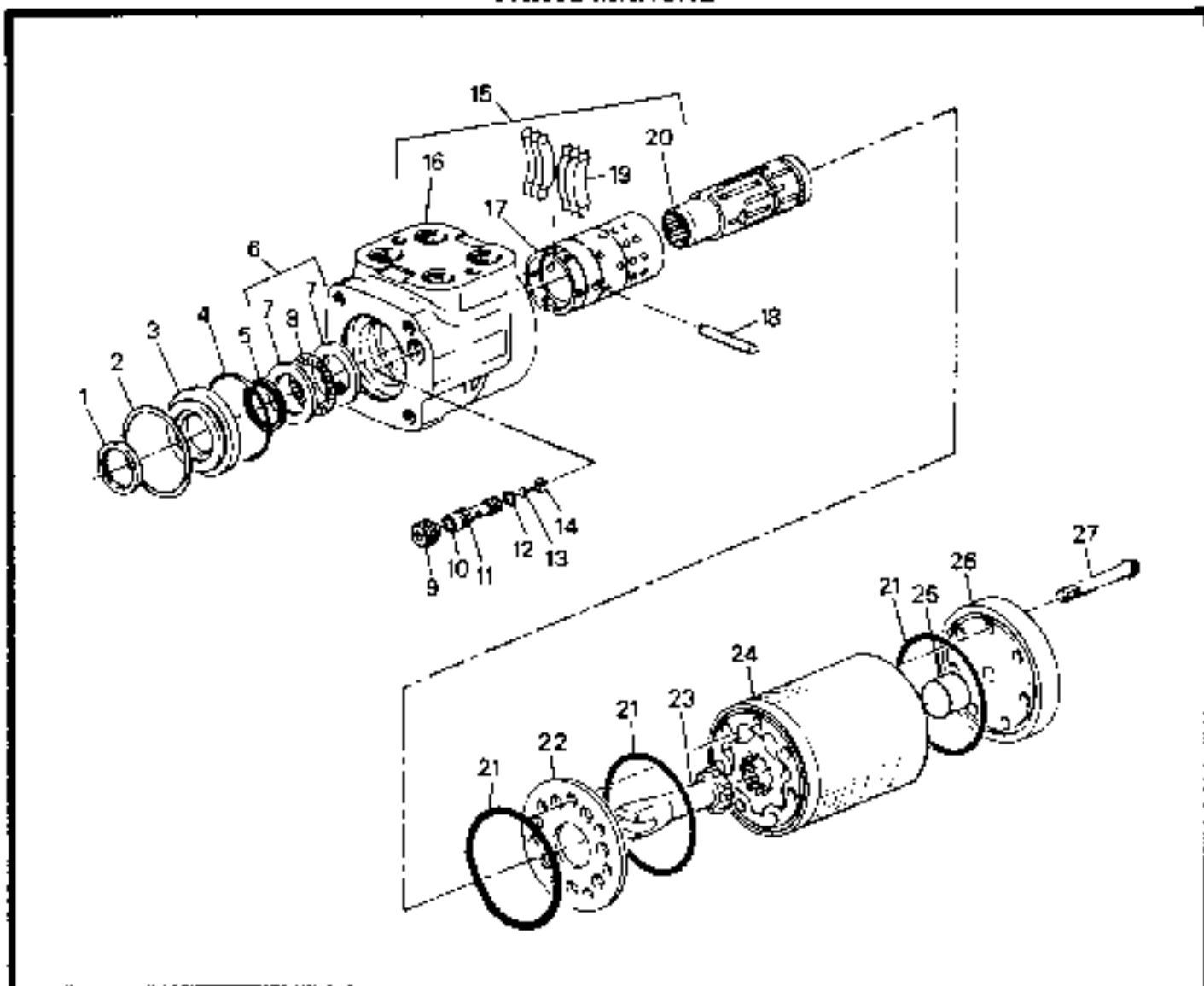
*****Always use Ingersoll-Rand Replacement parts!*****

**CONTROL CONSOLE INSTALLATION
RT-700F SERIES**

48

ITEM NO.	COMM. NO.	DESCRIPTION	QTY	ITEM NO.	COMM. NO.	DESCRIPTION	QTY
1	50266113	-Nut, Steering	1	34	59998526	-Console	1
2	95929691	-Pin, Cotter (Effective with S/N 5626)	3	35	59998666	-Cover	1
-	95002739	-Pin, Cotter (Prior to S/N 5626)	3	36	59892412	-Steering Column	1
3	95924023	-Pin, Cotter (2WD) (Effective with S/N 5626)	3	37	59998674	-Shift Linkage	1
-	95924023	-Pin, Cotter (4WD) (Effective with S/N 5626)	3	38	59998476	-Pivot Block	1
-	95211900	-Pin, Cotter (Prior to S/N 5626)	3	39	59998716	-Spacer	1
4	59325779	-Bracket, Fuseholder	1	40	59998724	-Forward/Reverse Shift Lever Knob	1
5	59726034	-Pin, Yoke (.25 Dia.)	3	41	59996470	-Cable Mounting Bar	1
6	59533182	-Pin, Yoke (.375 Dia.)	3	42	59307058	-Chain Link	1
7	95919254	-Screw, Cap (Effective with S/N 5626)	2	43	59307066	-Spring	1
-	95475505	-Screw, Cap (3/8-16 x 1.5" lg.) (Prior to S/N 5626)	2	44	95401402	-Screw, Self-Tapping (6-32 x .50" lg.)	2
10	59922492	-Connector, Str. (8 ORS x 8 ORB)	2	45	95074241	-Screw, Self-Tapping (10-24 x .50" lg.)	4
11	59918649	-Connector, Str. (6 ORS x 8 ORB)	2	46	59773770	-Cap	1
13	95921961	-Screw (Effective with S/N 5626)	2	47	59773713	-Wheel, Steering	1
-	95268306	-Screw (3/8-16 x .75" lg.) (Prior to S/N 5626)	2	48	59998765	-Spacer	1
14	59311605	-Screw, Self-Tapping (3/8)	6	49	N.S.V.A.	-Instrument Panel Assembly	1
15	59764514	-Bolt (1/2-13 x 1.5" lg.)	4	50	59989954	-Lift Handle	1
17	59580506	-Ball Joint (1/4)	2	-	59983163	-Knob	1
19	95208971	-Fitting, Lube (4WD)	4	51	59989962	-Tilt Handle	1
21	95278040	-Screw, Machine (1/4-20 x 1.125" lg.)	4	-	59983171	-Knob	1
22	95919635	-Screw (Effective with S/N 5626)	1	52	59989970	-Side Shift Handle	1
-	95655536	-Screw, Cap (1/2-13 x 3.0" lg.) (Prior to S/N 5626)	1	-	59983189	-Knob	1
23	95920419	-Screw, Cap (.31-18 x 1.0" lg.) (4WD)	1	53	95922399	-Washer, Flat (1/2) (Effective with S/N 5626)	1
-	95101804	-Screw, Cap (.31-18 x .75" lg.) (4WD)	1	-	95064697	-Washer, Flat (1/2) (Prior to S/N 5626)	1
-	95920443	-Screw, Cap (.31-18 x 1.0" lg.) (2WD) (Effective with S/N 5626)	1	54	95923348	-Nut, Lock (1/2-13) (Effective with S/N 5626)	1
-	95101812	-Screw, Cap (.31-18 x 1.0" lg.) (2WD) (Prior to S/N 5626)	1	-	95077574	-Nut, Lock (1/2-13) (Prior to S/N 5626)	1
24	95923314	-Nut, Lock (.31-18) (Effective with S/N 5626)	1	55	95919288	-Screw, Cap (3/8-16 x 2.25" lg.) (Effective with S/N 5626)	1
-	95077541	-Nut (.31-18) (Prior to S/N 5626)	1	-	95644027	-Screw, Cap (3/8-16 x 2.25" lg.) (Prior to S/N 5626)	1
26	59998500	-Shaft	1	56	95922373	-Washer, Flat (3/8) (Effective with S/N 5626)	3
27	59998518	-Link	3	-	95064689	-Washer, Flat (3/8) (Prior to S/N 5626)	3
28	59998888	-Bushing	1	57	95923322	-Nut, Lock (3/8-16) (Effective with S/N 5626)	1
29	59306209	-Bushing	1	-	95077558	-Nut, Lock (3/8-16) (Prior to S/N 5626)	1
30	59356816	-Cable, Control (4WD)	1	58	59327981	-Nut (1/4-28) (4WD)(2WD Effective with S/N 5626)	4
-	59971234	-Cable, Control (2WD)	1	-	95076741	-Nut (1/4-28) (2WD) (Prior to S/N 5626)	4
31	59331488	-Tube Assembly	1	59	95920583	-Screw, Cap (.31-18 x 3.0" lg.) (Effective with S/N 5626)	3
32	59331496	-Tube Assembly	1	-	95475232	-Screw, Cap (.31-18 x 3.0" lg.) (Prior to S/N 5626)	3
33	59986311	-Steering Valve (Standard Orbital) (See Breakdown) (Prior to S/N 140886, Includes S/N 141033, 141034, 141050, 141322, 141351, 141352, 141357, 141390 - 141394, 141434 - 141436, 141661, 141669, 141670, 141673, 141679, and 141680)	1	60	59565028	-Washer, Flat (Hardened) (.31)	3
-	59455515	-Steering Valve (VR Orbital) (S/N 140924, 140986, 140990, 141032, 141315 - 141321, 141437, 141438, 141660, 141662, 141676 - 141678, 141081 - 141683, 141723, and 141727 - 141730)	1	61	59327833	-Nut (.31-18)	3
-	59061560	-Steering Valve (Parker Orbital) (Effective S/N 141983, Except 142050)	1	62	95293627	-Pin, Roll (1/4 x 1.5" lg.)	1
				63	59392720	-Handle Assembly (Lift, Tilt, Side Shift)	1
				64	59332403	-Tube Assembly	1
				67	59726414	-Nut (1/2-13)	4
				68	59922807	-Adapter, 90° (4 ORS x 4 ORB)	1

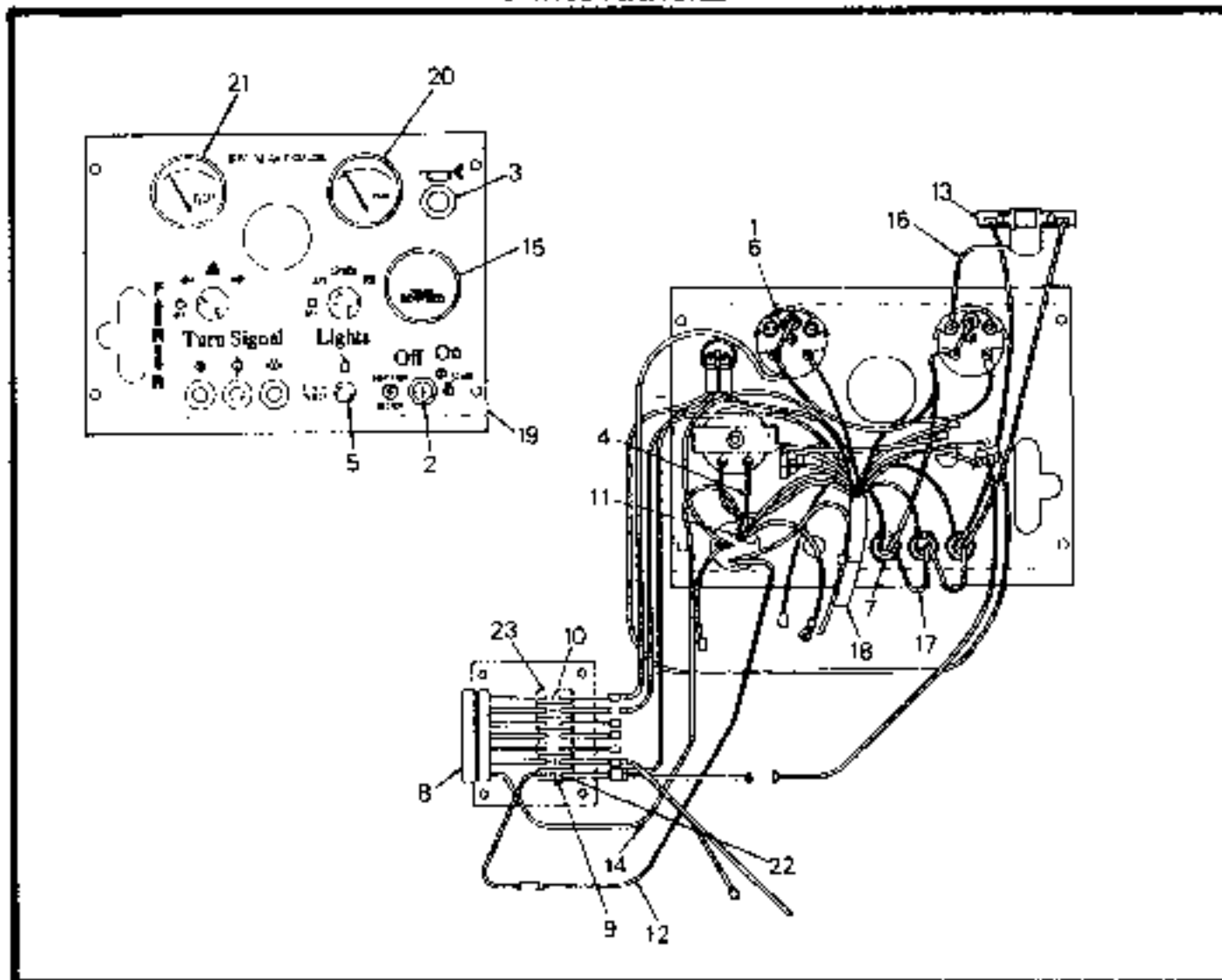
**RT-700F SERIES
PARTS MANUAL**



**STEERING VALVE (5988311) - INTERNAL BREAKDOWN
RT-700F SERIES**

ITEM NO.	COMM. NO.	DESCRIPTION	QTY	ITEM NO.	COMM. NO.	DESCRIPTION	QTY
1	59375279	-Seat, Dust	1	16	N.S.S.	-Housing	1
2	59375287	-Ring, Snap	1	17	N.S.S.	-Sleeve, Control	1
3	59375295	-Bushing, Seal Gland	1	18	59379503	-Pin, Centering	1
4	59375717	-O-Ring	1	19	59379396	-Centering Spring Kit	1
5	59375725	-Seal, Quad Ring	1	20	N.S.S.	-Spool, Control	1
6	59375766	-Needle Bearing Kit	1	21	59802587	-Seal	3
7	59375774	-Race, Thrust	2	22	59379404	-Plate, Spacer	1
8	59375782	-Bearing, Needle Thrust	1	23	59379412	-Drive	1
9	59375790	-Screws	1	24	59379578	-Gerotor Sub-Assembly	1
10	59379305	-O-Ring	1	25	59379552	-Spacer	1
11	59379313	-Seat, Check Ball	1	26	59379453	-Cap, End	1
12	59379321	-O-Ring	1	27	59379545	-Screw, Cap	7
13	59379339	-Ball, Check	1				
14	59379347	-Retainer, Check Ball	1	-	59379487	-SEAL KIT (Includes Items 1, 4, 5, 10, 12, and 26)	1
15	N.S.S.	-Control Parts Assembly	1				

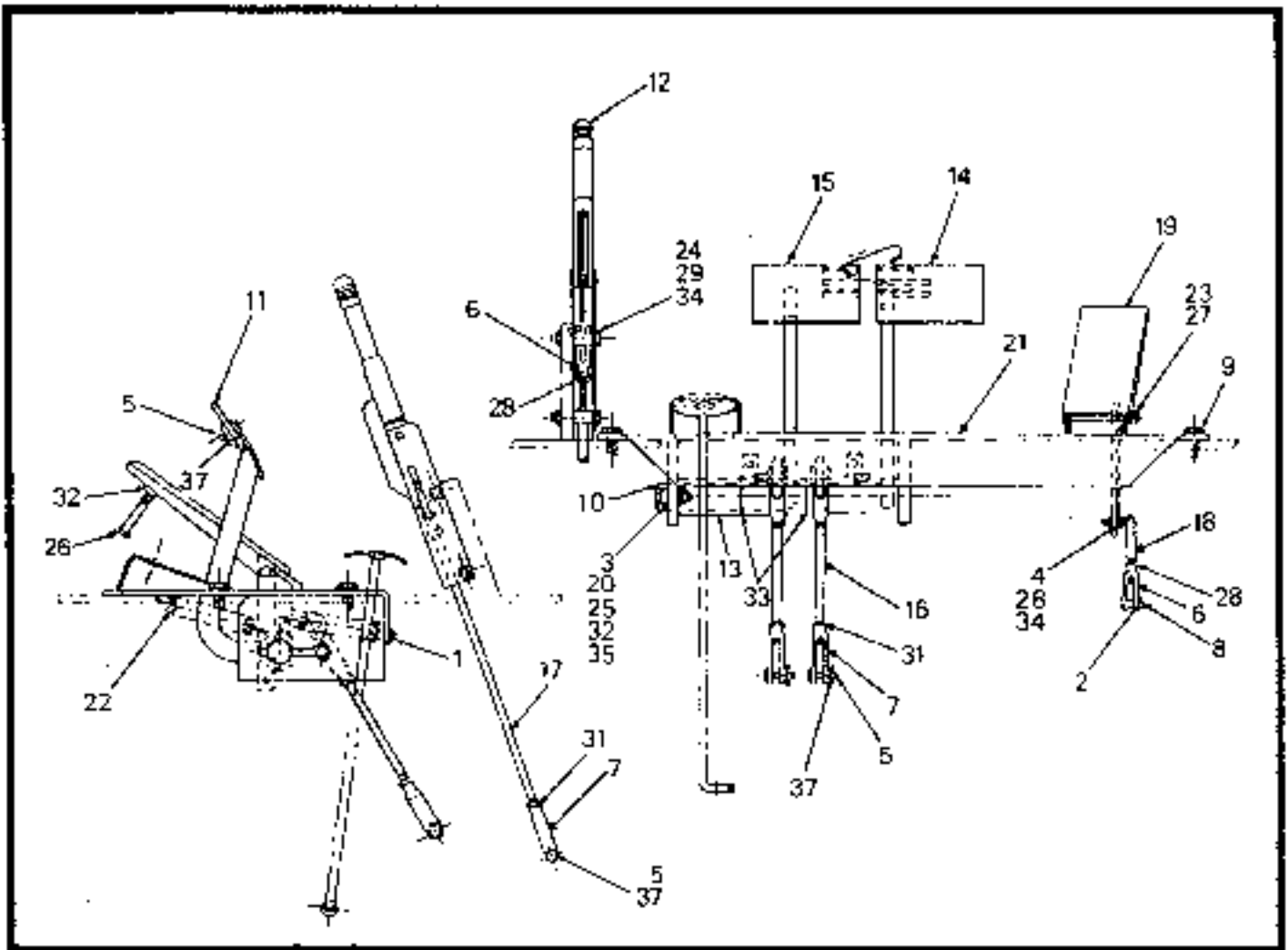
RT-700F SERIES PARTS MANUAL



**INSTRUMENT PANEL ASSEMBLY
RT-700F SERIES**

ITEM NO.	COMPL. NO.	DESCRIPTION	QTY	ITEM NO.	COMPL. NO.	DESCRIPTION	QTY
1	95365615	-Terminal, Ring	2	13	59989814	-Reactor	1
2	59680140	-Switch, Ignition Start	1	14	59352369	-Wire Assembly	1
-	59502518	-Key (only)	1	15	59989558	-Hourmeter	1
3	59546762	-Button, Horn	1	16	59325639	-Wire Assembly	1
4	59325738	-Wire Assembly	1	17	59325670	-Wire Assembly	1
5	59325696	-Plug	1	18	59392761	-Wire Harness (Effective with S/N 5500)	1
6	59824250	-Light, Gauge	2	-	59325688	-Wire Harness (Prior to S/N 5500)	1
7	59816447	-Light, Indicator	3	19	59988493	-Instrument Panel	1
8	59309773	-Block, Terminal	1	20	59731281	-Gauge, Fuel	1
9	59325720	-Fuse (25 amp)	2	21	59816728	-Gauge, Water Temperature	1
10	59325712	-Fuse (10 amp)	2	22	59325761	-Fuse Holder	1
11	95073953	-Screw (8-32 x .50" lg.)	1	23	59325753	-Fuse Holder	6
12	59325654	-Wire Assembly	1			

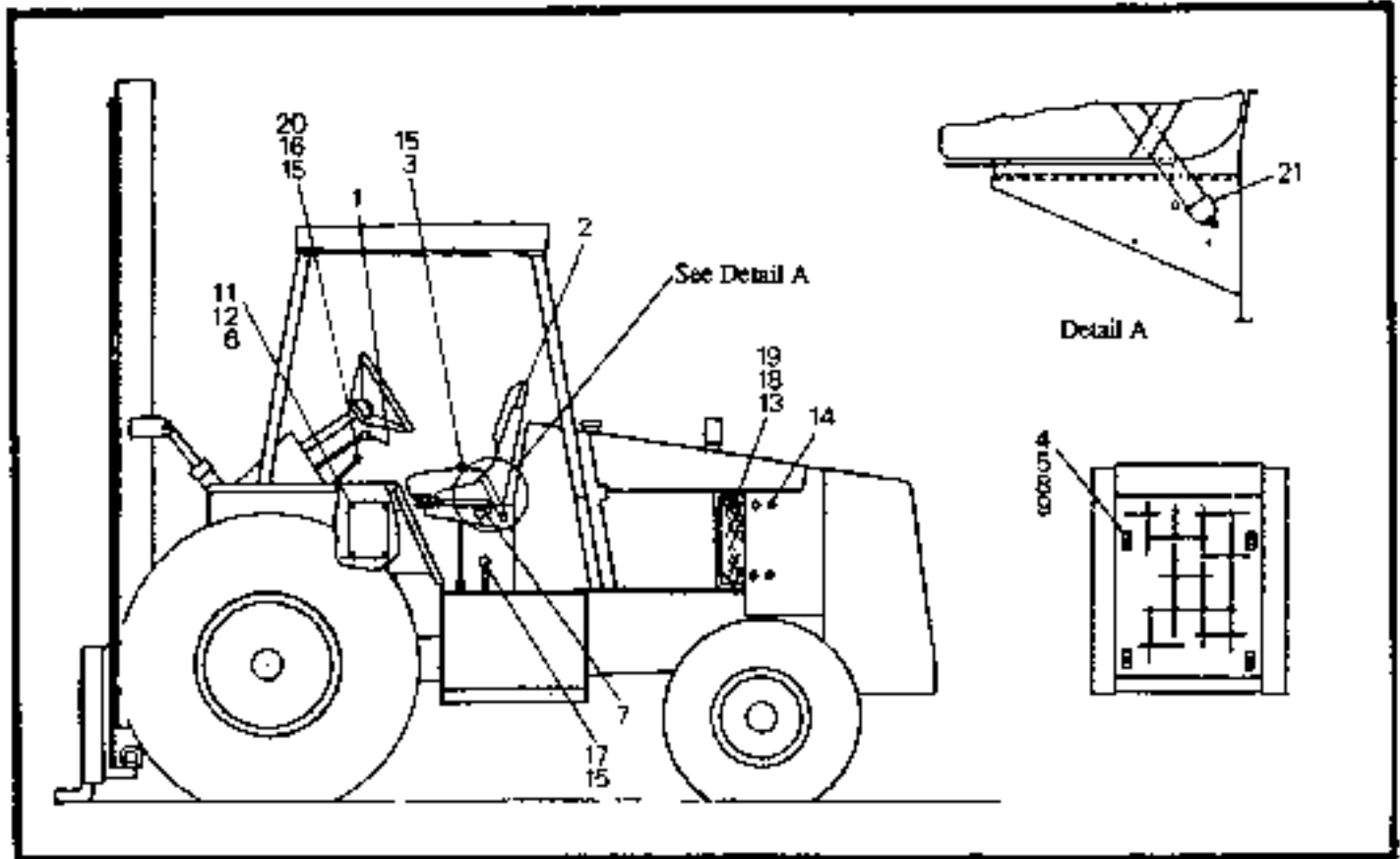
RT-700F SERIES PARTS MANUAL



FOOT CONTROL INSTALLATION RT-700F SERIES

ITEM NO.	COMM. NO.	DESCRIPTION	QTY	ITEM NO.	COMM. NO.	DESCRIPTION	QTY
1	59307033	-Spring, Pedal Return	2	-	59998955	-Rod, Throttle (2WD)	1
2	95201414	-Pin, Cotter	1	19	59998963	-Pedal, Throttle	1
3	95271896	-Pin, Cotter	1	20	95069597	-Washer, Flat (.375)	1
4	59607713	-Joint, Ball	1	21	59377705	-Support, Pedal (Effective with SN 5500)	1
5	59533182	-Pin, Clevis (.375)	6	-	59309807	-Support, Pedal (Prior to SN 5500)	1
6	59584516	-Yoke (.312)	2	22	59307041	-Spring	1
7	59565721	-Yoke (.375)	5	23	95673984	-Screw, Cap (1/4-20 x 3.5" lg.)	1
8	59584482	-Pin	1	24	95765855	-Screw, Cap (.31-18 x 2.0" lg.)	2
9	59998096	Screw, Self-Tapping	4	25	95475505	-Screw, Cap (3/8-16 x 1.5" lg.)	1
10	59998781	-Shaft	1	26	95379558	-Screw, Cap (3/8-16 x 3.0" lg.)	1
11	59998773	-Lock, Pedal	1	27	95077483	-Nut, Lock (1/4-20)	1
12	59997155	-Brake, Lever	1	28	95288863	-Nut, Jam (.31-24)	4
13	59998799	-Bar	1	29	95242384	-Nut (.31-18)	2
14	59998807	-Brake Pedal Assembly, R.H.	1	31	95098356	-Nut, Jam (3/8-24)	5
-	59306217	-Bushing (only)	2	32	95085916	-Nut (3/8-16)	2
15	59998906	-Brake Pedal Assembly, L.H.	1	33	59312850	-Washer, Special	4
-	59306217	-Bushing (only)	2	34	95064671	-Washer, Flat (.31)	3
16	59485755	-Rod, Brake	2	35	95064689	-Washer, Flat (3/8)	1
17	59998948	-Rod, Park Brake	1	37	95002689	-Pin, Cotter	6
18	59352187	-Rod, Throttle (4WD)	1	48	58550991	Switch, Brake	1

RT-700F SERIES PARTS MANUAL



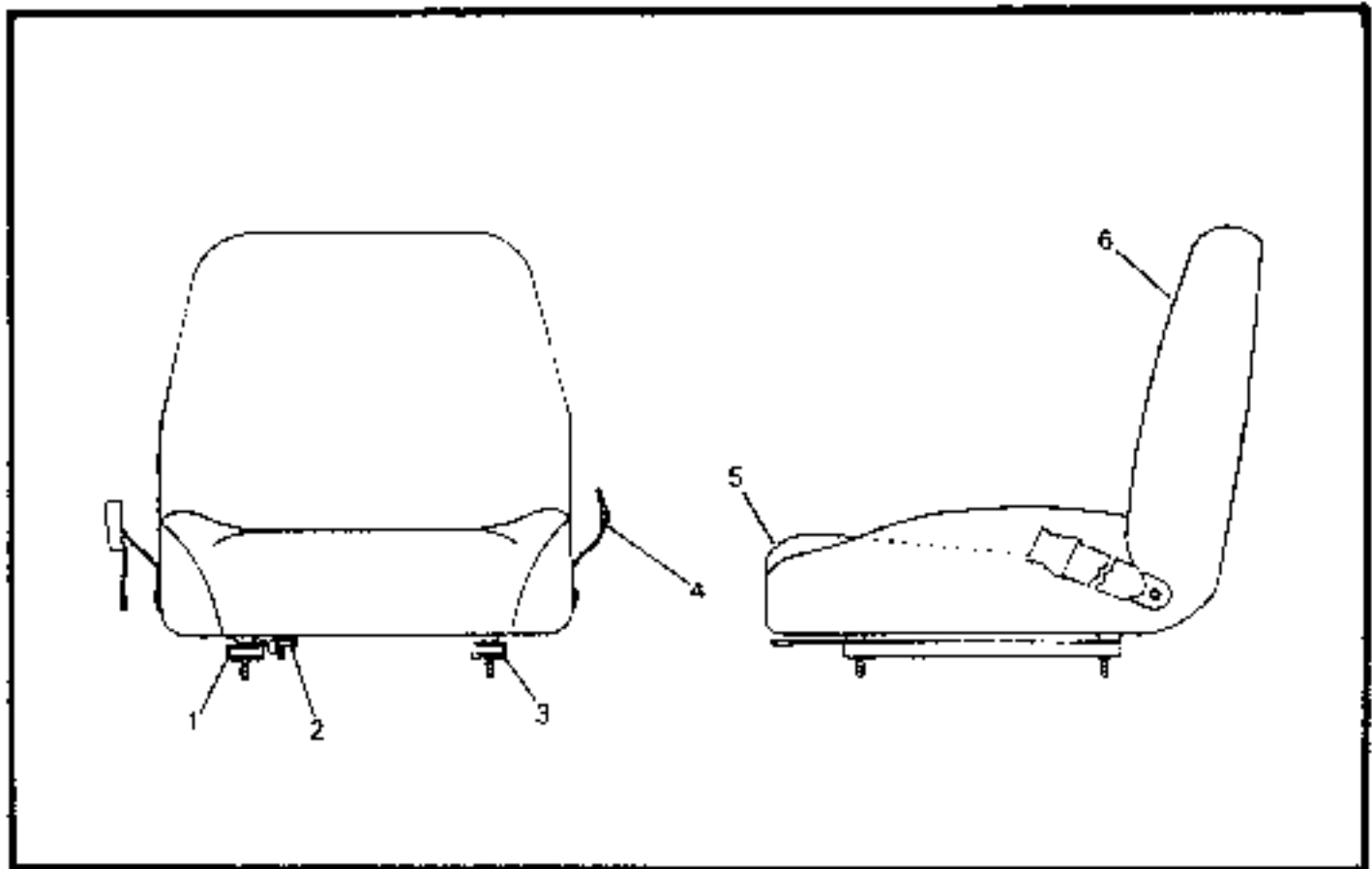
MISCELLANEOUS COMPONENTS RT-700F SERIES

52

ITEM NO.	COMM. NO.	DESCRIPTION	QTY	ITEM NO.	COMM. NO.	DESCRIPTION	QTY
1	59307025	-Knob, Forward/Reverse	1	12	59787465	-Bolt (1/4-20 x 1" lg.)	4
2	59497859	-Seat (Effective with S/N 5592) (See Breakdown)	1	13	59970624	-Guard, Fan (2WD)	2
	59991737	-Seat (Prior to S/N 5592) (See Breakdown)	1	14	59965962	-Bolt (1/4-20 x .75" lg.)	8
3	59306290	-Knob, Transmission (4-Speed, Engraved)	1	15	95201331	-Nut, Jam (1/2-13) (Quantity is 3 for 2WD)	5
	59341727	-Knob, Transmission (3-Speed, Engraved)	1	16	59340117	-Knob, Blank (4WD) (Quantity is 3 for 2WD)	5
4	59340323	-Retainer, Grille	4	17	59377655	-Inlay (2WD-4WD) (4WD)	1
5	59340331	-Grille	1	18	59364125	-Guard, Fan, L.H. (4 WD)	1
6	59988063	-Case, Manual	1	19	59362475	-Guard, Fan, R.H. (4 WD)	1
7	59918573	-Nut (31-18)	4	20	59377648	-Inlay Gear Selector (4WD)	1
8	95101713	-H.H.C.S. (3/8-16 x 2.0" lg.)	4	21	59609008	-Seat Belt (Effective with S/N 5592 and up)	1
9	59731380	-Washer, Flat (3/8) (Hardened)	4				
11	59941682	-Nut (1/4-20)	4				

95

**RT-700F SERIES
PARTS MANUAL**

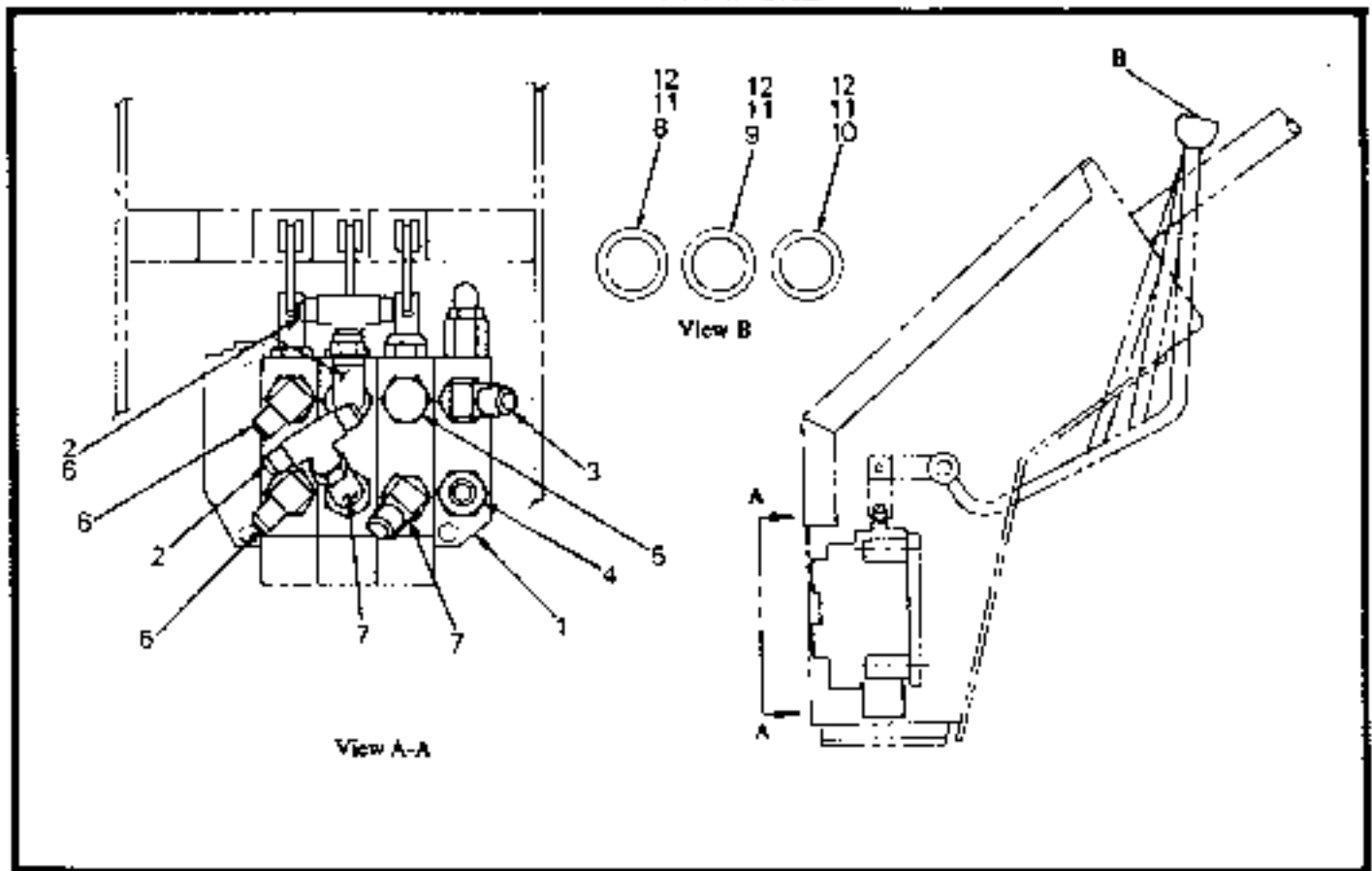


**SEAT (59991737 and 59497859) - INTERNAL BREAKDOWN
RT-700F SERIES**

53

ITEM NO.	COMM. NO.	DESCRIPTION	QTY	ITEM NO.	COMM. NO.	DESCRIPTION	QTY
1	58845207	-Track, R.H. with Handle (Effective with S/N 5592)	1	4		-Belt Seat (Effective with S/N 5592)(See Miscellaneous Components)	1
-	59380204	-Track, R.H. (Prior to S/N 5592)	1	-	59380238	-Belt Seat (Prior to S/N 5592)	1
2	59380212	-Handle, Track (Prior to S/N 5592 Only)	1	5	59380246	-Cover, Cushion	1
3	58845215	-Track, L.H. (Effective with S/N 5592)	1	6	59380253	-Cover, Back	1
-	59380220	-Track, L.H. (Prior to S/N 5592)	1			-----	

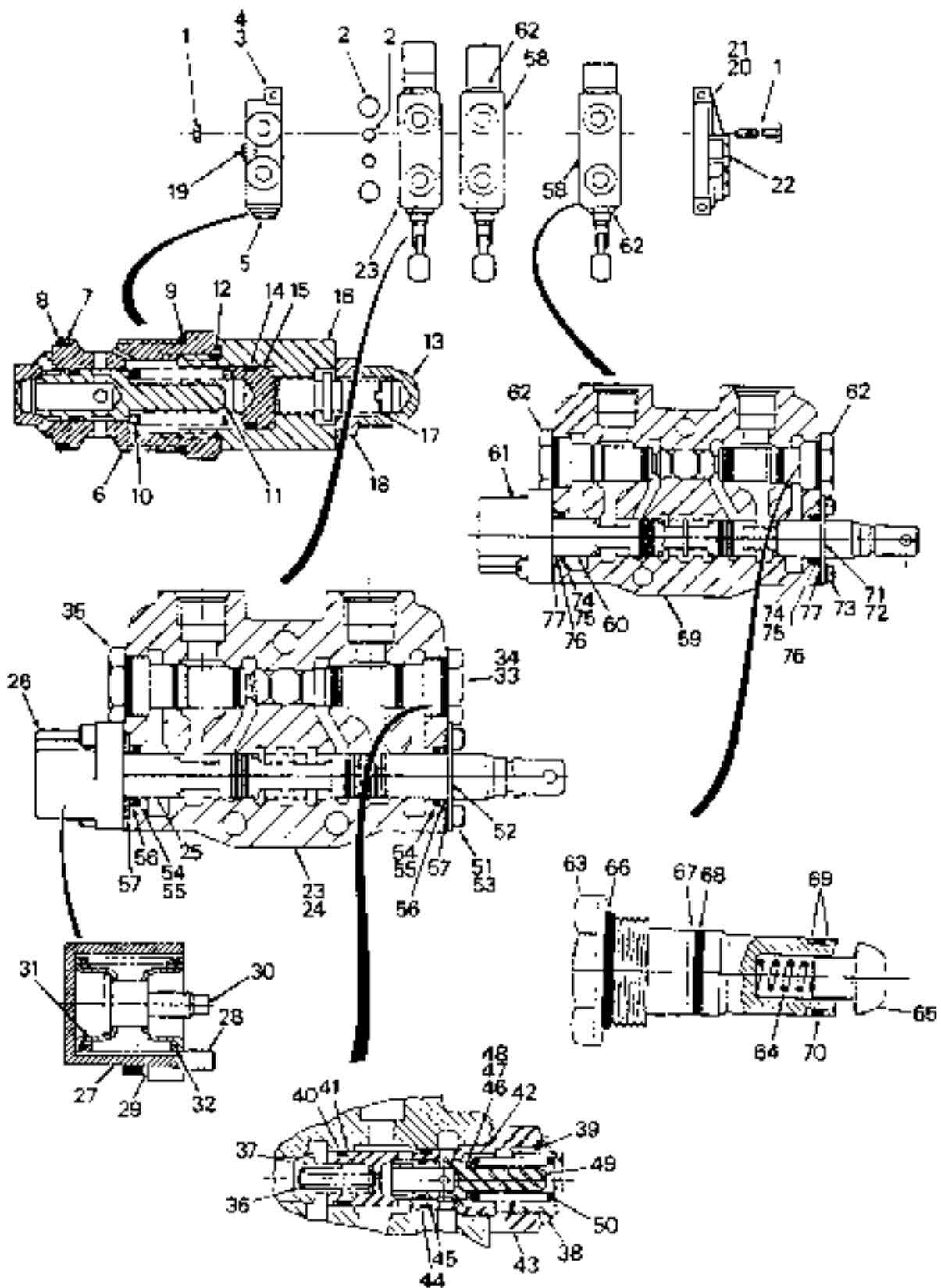
RT-700F SERIES PARTS MANUAL



CONSOLE INSTALLATION RT-700F SERIES

ITEM NO.	COMM. NO.	DESCRIPTION	QTY	ITEM NO.	COMM. NO.	DESCRIPTION	QTY
1	59988709	-Control Valve Assembly, 3-Section (See Breakdown)	1	7	59922278	-Elbow, 45° (8 ORS x 10 ORB)	2
2	59923730	-Tee, Swivel (8 JIC)	2	8	59377630	-Inlay, Lift	1
3	59922351	-Elbow, 45° (16 ORS x 12 ORB)	1	9	59377622	-Inlay, Tilt	1
4	59922633	-Connector, Siz. (16 ORS x 12 ORB)	1	10	59377614	-Inlay, Side Shift	1
5	95647814	-Plug (10 ORB)	1	11	95201331	-Nus. Jam (1/2-10)	3
6	59922906	-Elbow, 90° (8 ORS x 10 ORB)	3	12	59340117	-Knob, Blank	3

RT-700F SERIES
PARTS MANUAL



3 - SECTION CONTROL VALVE ASSEMBLY (59988709) - INTERNAL BREAKDOWN
RT700F SERIES

3-SECTION CONTROL VALVE ASSEMBLY (59988709) - INTERNAL BREAKDOWN
RT-700F SERIES

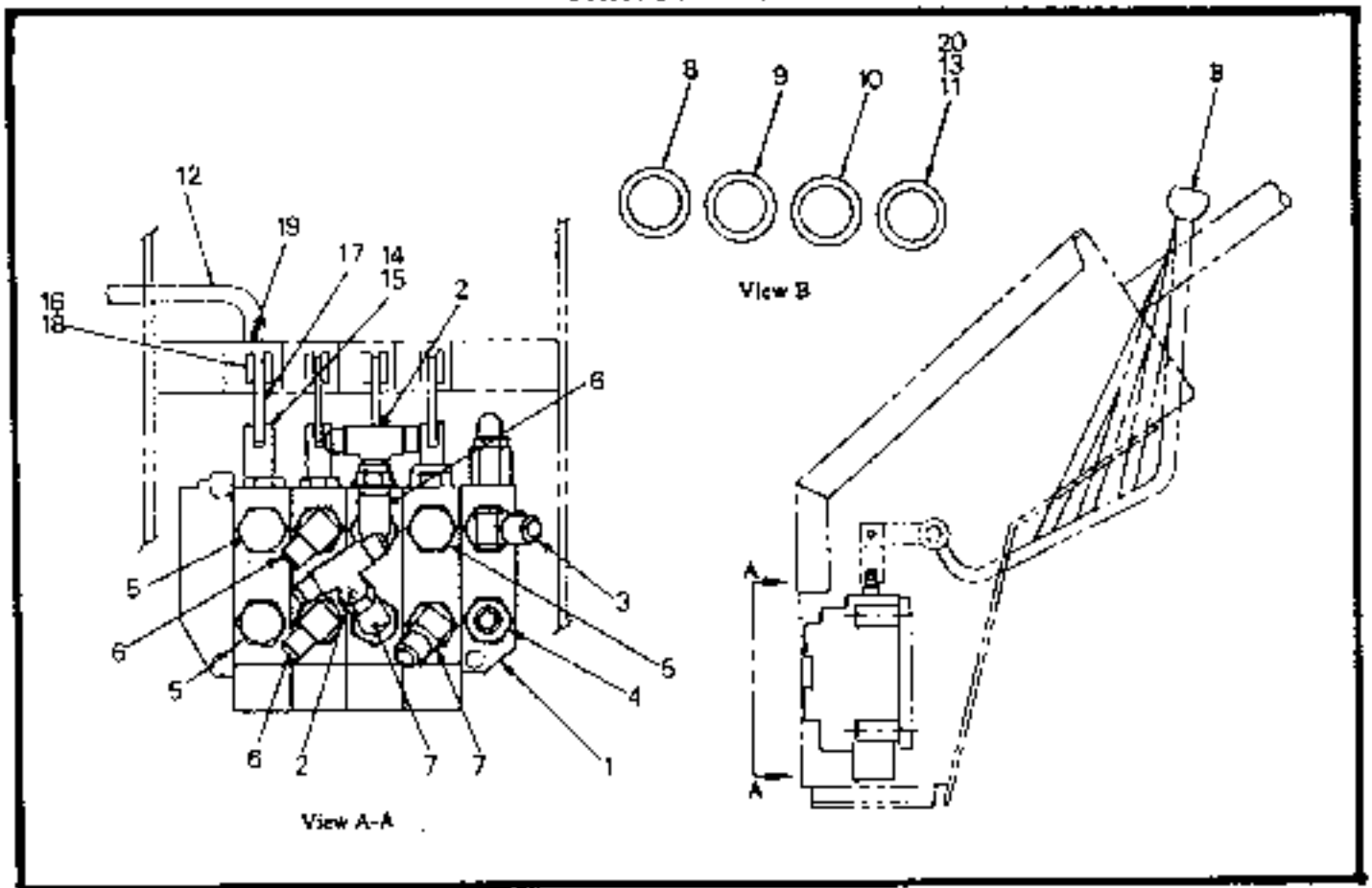
35

ITEM NO.	COMPL. NO.	DESCRIPTION	QTY	ITEM NO.	COMPL. NO.	DESCRIPTION	QTY
1	59387209	BOLT KIT (Consists of 3 bolts and 3 nuts)	1	41	50842517	-Ring, Backup	2
2	59386813	-O-Ring, Exhaust (Large) (2 per section)	6	42	50668391	-O-Ring	1
	59386821	-O-Ring, Pressure (Small) (2 per section)	6	43	N.S.S.	-Body, Relief	1
3	59386839	-Cover Plate Assembly (Left End) (Includes Items 4, 5 thru 19)	1	44	50842491	-Ring, Backup	1
4	N.S.S.	-Plate, Left End Cover	1	45	50842509	-O-Ring	1
5	59386847	-Relief Valve Assembly (Includes Items 6 thru 18)	1	46	59387043	-Shim (.500 O.D. x .0418 Thick)	A/R
6	N.S.S.	-Body, Relief	1	47	59387050	-Shim (.500 O.D. x .0209 Thick)	A/R
7	N.S.S.	-Ring, Backup	1	48	50668367	-Shim (.500 O.D. x .0097 Thick)	A/R
8	N.S.S.	-O-Ring	1	49	N.S.S.	-Poppet	1
9	N.S.S.	-O-Ring	1	50	59387076	-Spring	1
10	59386862	-Spring	1		57153595	-Seal Kit (Includes Items 39, 40, 41, 44 and 45)	1
11	59386870	-Poppet	1	51	59387118	-Spool Seal Retainer Assembly (Includes Items 52 and 53)	1
12	N.S.S.	-O-Ring	1	52	50980572	-Plate, Seal Retainer	1
13	59386888	-Nut, Acorn (.375-24)	1	53	59387126	-S.H.C.S. (.25-20 x .50)	2
14	N.S.S.	-O-Ring	1	54	59387167	-Spool Seal Assembly (Includes Items 55 thru 57)	2
15	59386896	-Piston, Relief	1	55	59387134	-O-Ring	2
16	59386943	-Cap	1	56	59387142	-Washer	2
17	59384297	-Stem, Adjusting	1	57	59387159	-Plate, Seal Retainer	2
18	59386904	-Nut, Hex Jam (.375-24)	1	58	59387175	-4-Way Section Assembly (Includes Items 59 thru 77) <i>NOTE: The quantities for items included with item 58 are for one section.</i>	2
	59386912	-Seal Kit (Includes Items 7, 8, 9, 12 and 14)	1				
19	59386854	-Plug	1	59	N.S.S.	-Housing	1
20	59386920	-Cover Plate Assembly (Right End) (Includes Items 21 and 22)	1	60	N.S.S.	-Spool	1
21	N.S.S.	-Plate, Right End Cover	1	61	59386946	-Positioner, Spool (Includes items 27 thru 32)	1
22	59386938	-Plug	1	62	59387183	-Load Check Plug Assembly (Includes Items 63 thru 70)	2
23	59387084	-3-Way Section Assembly (Includes Items 24 thru 57)	1	63	59387191	-Plug	1
24	N.S.S.	-Housing	1	64	59387209	-Spring	1
25	N.S.S.	-Spool	1	65	59387217	-Poppet	1
26	59386946	-Positioner, Spool (Includes Items 27 thru 32)	1	66	N.S.S.	-O-Ring	1
27	59386961	-Bonnet	1	67	N.S.S.	-Ring, Backup	1
28	59386979	-S.H.C.S. (.25-20 x .88)	2	68	N.S.S.	-O-Ring	1
29	59386987	-Washer, Lock (.25 I.D.)	2	69	N.S.S.	-Ring, Backup	1
30	59386995	-Collar, Spool	1	70	N.S.S.	-O-Ring	1
31	59387001	-Collar, Spring	2		59387068	-Seal Kit (Includes Items 66 thru 70)	1
32	59387019	-Spring	1	71	59387118	-Spool Seal Retainer Assembly (Includes Items 72 and 73)	1
33	59387092	-Plug, Return Port (Includes Item 34)	1	72	50980572	-Plate, Seal Retainer	1
34	59387027	-O-Ring	1	73	59387126	-S.H.C.S. (.25-20 x .5)	2
35	59387100	-Relief Valve Assembly (Includes Items 36 thru 50)	1	74	59387167	-Spool Seal Assembly (Includes Items 75 thru 77)	2
36	50842483	-Spring	1	75	59387134	-O-Ring	2
37	50842475	-Poppet	1	76	59387142	-Washer	2
38	59387035	-Cap, Relief	1	77	59387159	-Plate, Seal Retainer	2
39	50668391	-O-Ring	1				
40	50842525	-O-Ring	1				

**RT-700F
PARTS MANUAL**

*****Always use Ingersoll-Rand Replacement parts!*****

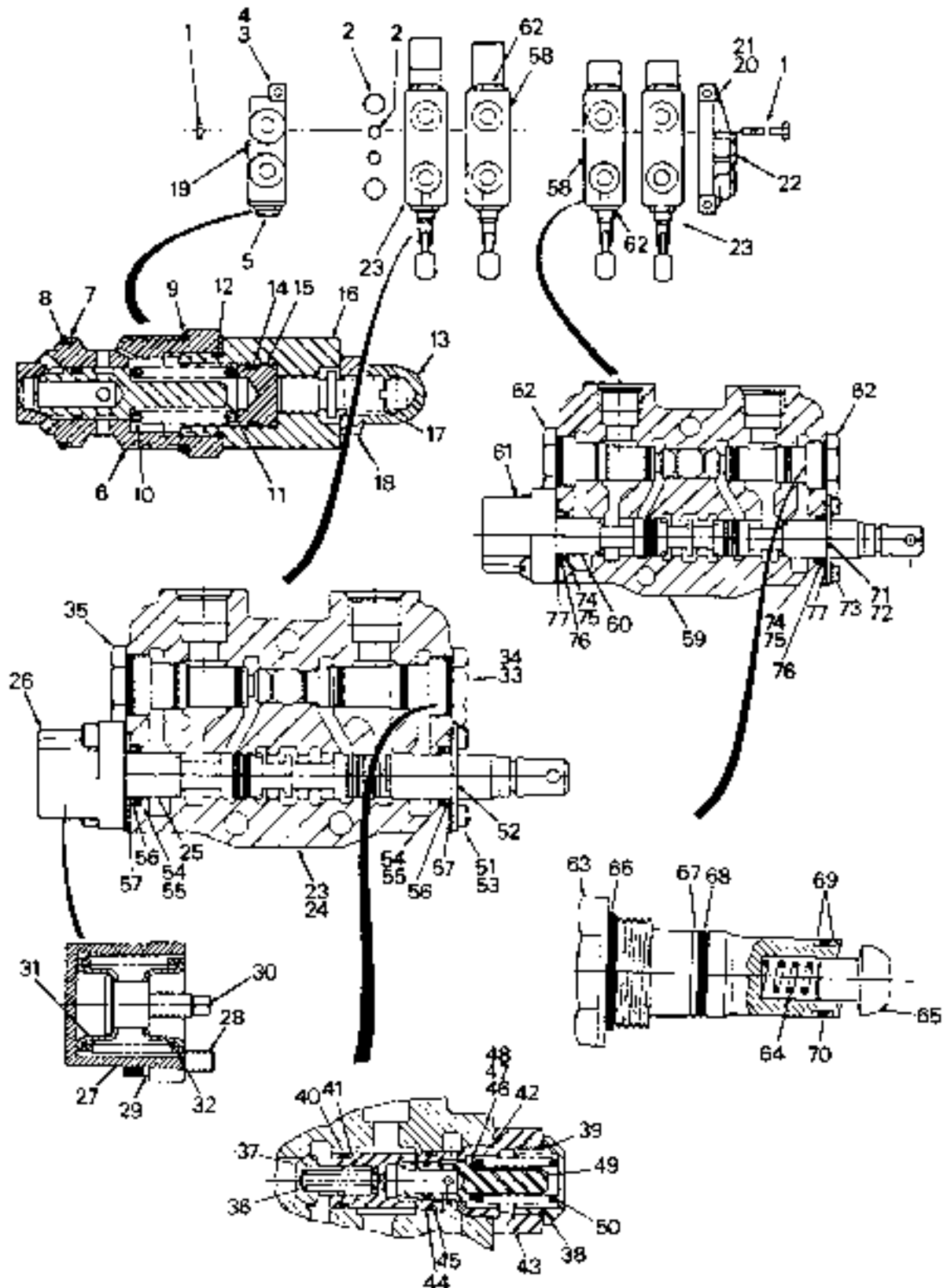
RT-700F SERIES PARTS MANUAL



4-SECTION VALVE CONSOLE INSTALLATION RT-700F SERIES

ITEM NO.	COMM. NO.	DESCRIPTION	QTY	ITEM NO.	COMM. NO.	DESCRIPTION	QTY
1	59340109	-Control Valve Assembly, 4-Section (See Breakdown)	1	11	59340117	-Knob, Blank	4
2	59923730	-Tee, Swivel (8 ORS)	2	12	59388546	-Handle, Auxiliary	1
3	59922351	-Elbow, 45° (16 ORS x 12 ORB)	1	13	95201331	-Nut, Jam (1/2-13) (Not Shown)	4
4	59922633	-Connector, Str. (16 ORS x 12 ORB)	1	14	59533182	-Pin, Yoke (.375)	1
5	95647814	-Plug (10 ORB)	3	15	95211900	-Pin, Cotter	1
6	59922906	-Elbow, 90° (8 ORS x 10 ORB)	3	16	59726034	-Pin, Yoke (.25)	1
7	59922278	-Elbow, 45° (8 ORS x 10 ORB)	2	17	59998518	-Link	1
8	59377630	-Inlay, Lift	1	18	95002739	-Pin, Corner	1
9	59377622	-Inlay, Tilt	1	19	59311613	-Firing, Lube	1
10	59377614	-Inlay, Side Shift	1	20	59377663	-Inlay, Blank (Not Shown)	1

**RT-700F SERIES
PARTS MANUAL**



**4 - SECTION CONTROL VALVE ASSEMBLY (59340109) - INTERNAL BREAKDOWN
RT700F SERIES**

**4-SECTION CONTROL VALVE ASSEMBLY (59340109) - INTERNAL BREAKDOWN
RT-708F SERIES**

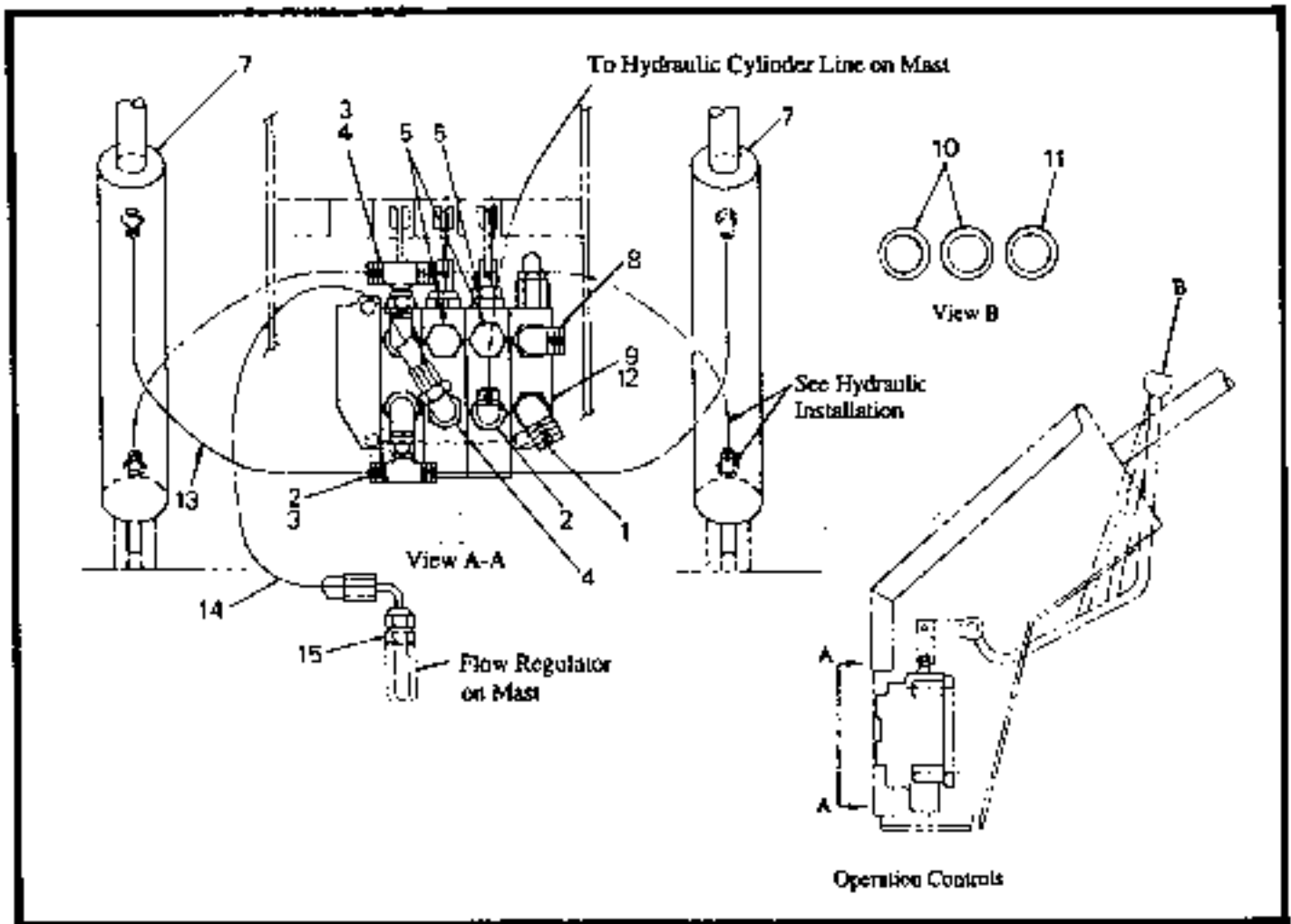
57

ITEM NO.	COMPL NO.	DESCRIPTION	QTY	ITEM NO.	COMPL NO.	DESCRIPTION	QTY
1	59386805	BOLT KIT (Consists of 3 bolts and 3 nuts)	1	39	50668391	-O-Ring	1
2	59386813	-O-Ring, Exhaust (Large) (2 per section)	8	40	50842525	-O-Ring	1
-	59386821	-O-Ring, Pressure (Small) (2 per section)	8	41	50842517	-Ring, Backup	2
3	59386839	-Cover Plate Assembly (Left End) (Includes Items 4, 5 thru 19)	1	42	50668391	-O-Ring	1
4	N.S.S.	-Plate, Left End Cover	1	43	N.S.S.	-Body, Relief	1
5	59386847	-Relief Valve Assembly (Includes Items 6 thru 18)	1	44	50842491	-Ring, Backup	1
6	N.S.S.	-Body, Relief	1	45	50842509	-O-Ring	1
7	N.S.S.	-Ring, Backup	1	46	59387043	-Shim (.500 O.D. x .0418 Thick)	A/R
8	N.S.S.	-O-Ring	1	47	59387050	-Shim (.500 O.D. x .0209 Thick)	A/R
9	N.S.S.	-O-Ring	1	48	50668367	-Shim (.500 O.D. x .0097 Thick)	A/R
10	59386862	-Spring	1	49	N.S.S.	-Poppet	1
11	59386870	-Poppet	1	50	59387076	-Spring	1
12	N.S.S.	-O-Ring	1	-	57153595	-Seal Kit (Includes Items 39, 40, 41, 44 and 45)	1
13	59386888	-Nut, Access (.375-24)	1	51	59387118	-Spool Seal Retainer Assembly (Includes Items 52 and 53)	1
14	N.S.S.	-O-Ring	1	52	50980572	-Plate, Seal Retainer	1
15	59386896	-Piston, Relief	1	53	59387126	-S.H.C.S. (.25-20 x .50)	2
16	59383943	-Cap	1	54	59387167	-Spool Seal Assembly (Includes Items 55 thru 57)	2
17	59384297	-Screw, Adjusting	1	55	59387134	-O-Ring	2
18	59386904	-Nut, Hex Jam (.375-24)	1	56	59387142	-Washer	2
-	59386912	-Seal Kit (Includes Items 7, 8, 9, 12 and 14)	1	57	59387159	-Plate, Seal Retainer	2
19	59386854	-Plug	1	58	59387175	-4-Way Section Assembly (Includes Items 59 thru 77)	2
20	59386920	-Cover Plate Assembly (Right End) (Includes Items 21 and 22)	1			<i>NOTE: The quantities for items included with Item 58 are for one section.</i>	
21	N.S.S.	-Plate, Right End Cover	1	59	N.S.S.	-Housing	1
22	59386938	-Plug	1	60	N.S.S.	-Spool	1
23	59387084	-3-Way Section Assembly (Includes Items 24 thru 57) <i>NOTE: The quantities for items included with Item 23 are for one section.</i>	2	61	59386946	-Positioner, Spool (Includes items 27 thru 32)	1
24	N.S.S.	-Housing	1	62	59387183	-Load Check Plug Assembly (Includes Items 63 thru 70)	2
25	N.S.S.	-Spool	1	63	59387191	-Plug	1
26	59386946	-Positioner, Spool (Includes Items 27 thru 32)	1	64	59387209	-Spring	1
27	59386961	-Bore	1	65	59387217	-Poppet	1
28	59386979	-S.H.C.S. (.25-20 x .88)	2	66	N.S.S.	-O-Ring	1
29	59386987	-Washer, Lock (.25 I.D.)	2	67	N.S.S.	-Ring, Backup	1
30	59386995	-Collar, Spool	1	68	N.S.S.	-O-Ring	1
31	59387001	-Collar, Spring	2	69	N.S.S.	-Ring, Backup	1
32	59387019	-Spring	1	70	N.S.S.	-O-Ring	1
33	59387092	-Plug, Return Port (Includes Item 34)	1	-	59387068	-Seal Kit (Includes Items 66 thru 70)	1
34	59387027	-O-Ring	1	71	59387118	-Spool Seal Retainer Assembly (Includes Items 72 and 73)	1
35	59387100	-Relief Valve Assembly (Includes Items 36 thru 50)	1	72	50980572	-Plate, Seal Retainer	1
36	50842483	-Spring	1	73	59387126	-S.H.C.S. (.25-20 x .5)	2
37	50842475	-Poppet	1	74	59387167	-Spool Seal Assembly (Includes Items 75 thru 77)	2
38	59387035	-Cap, Relief	1	75	59387134	-O-Ring	2
				76	59387142	-Washer	2
				77	59387159	-Plate, Seal Retainer	2

**RT-700F
PARTS MANUAL**

Always use Ingersoll-Rand Replacement parts!®

RT-700F SERIES PARTS MANUAL

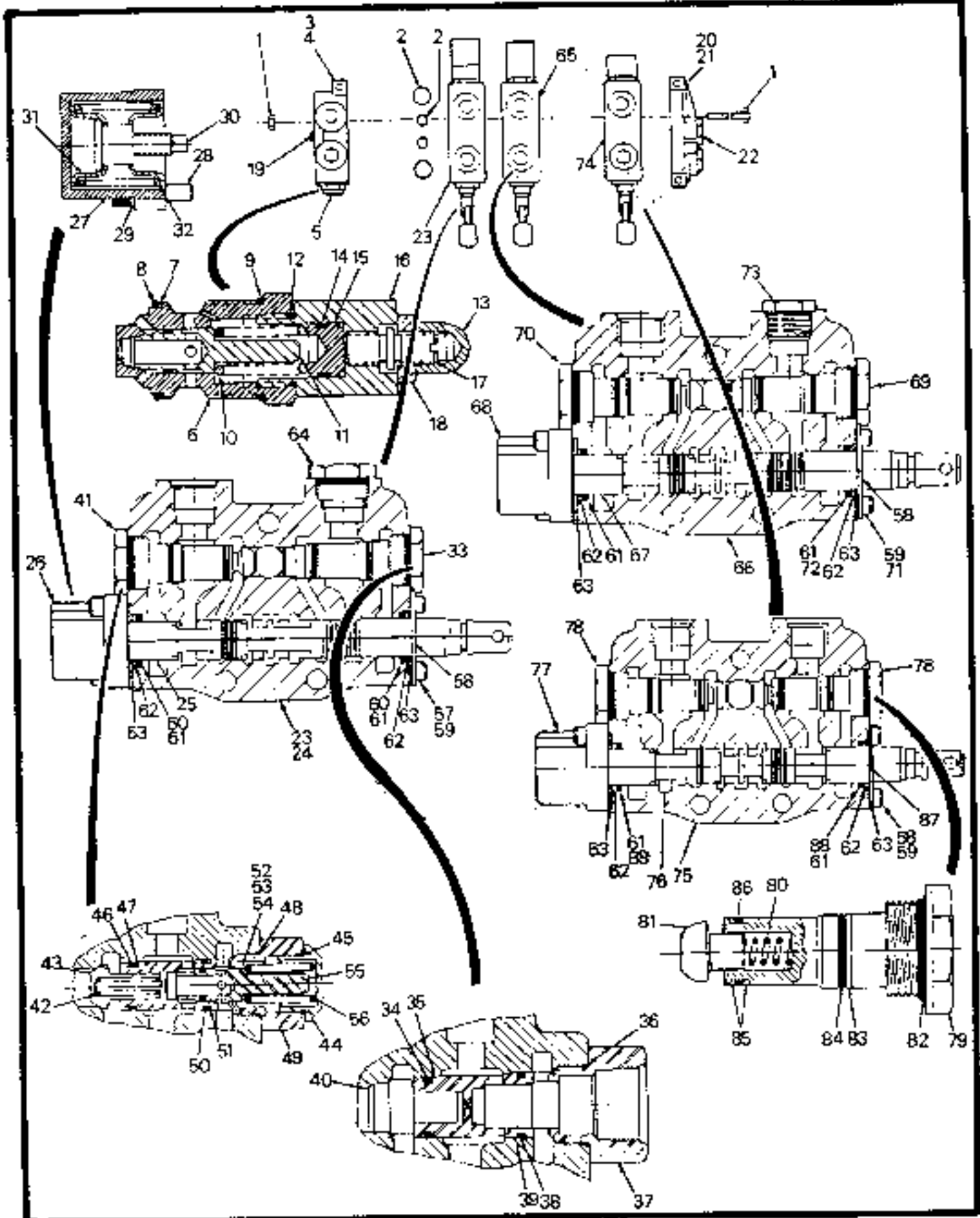


HYDRAULIC COMPONENTS (30' MAST) RT-700F SERIES

58

ITEM NO.	COMM. NO.	DESCRIPTION	QTY	ITEM NO.	COMM. NO.	DESCRIPTION	QTY
1	59333161	-Control Valve Assembly, 3-Section (See Breakdown)	1	9	59922633	-Adapter, Str.	1
2	95303350	-Adapter, 90°	1	10	59377630	-Inlay, Lift	2
3	59923730	-Adapter, Tee	2	11	59377622	-Inlay, Tilt	1
4	59922906	-Adapter, 90°	3	12	59923490	-Adapter, Swivel 90°	1
5	95647814	-Plug (10 CRB)	3	13	59388090	-Hose Assembly	2
7	59333153	-Tilt Cylinder (See Breakdown)	2	14	59388405	-Hose Assembly	1
8	59922997	-Adapter	1	15	59903138	-Adapter, Str.	1
						

RT-700F SERIES
PARTS MANUAL



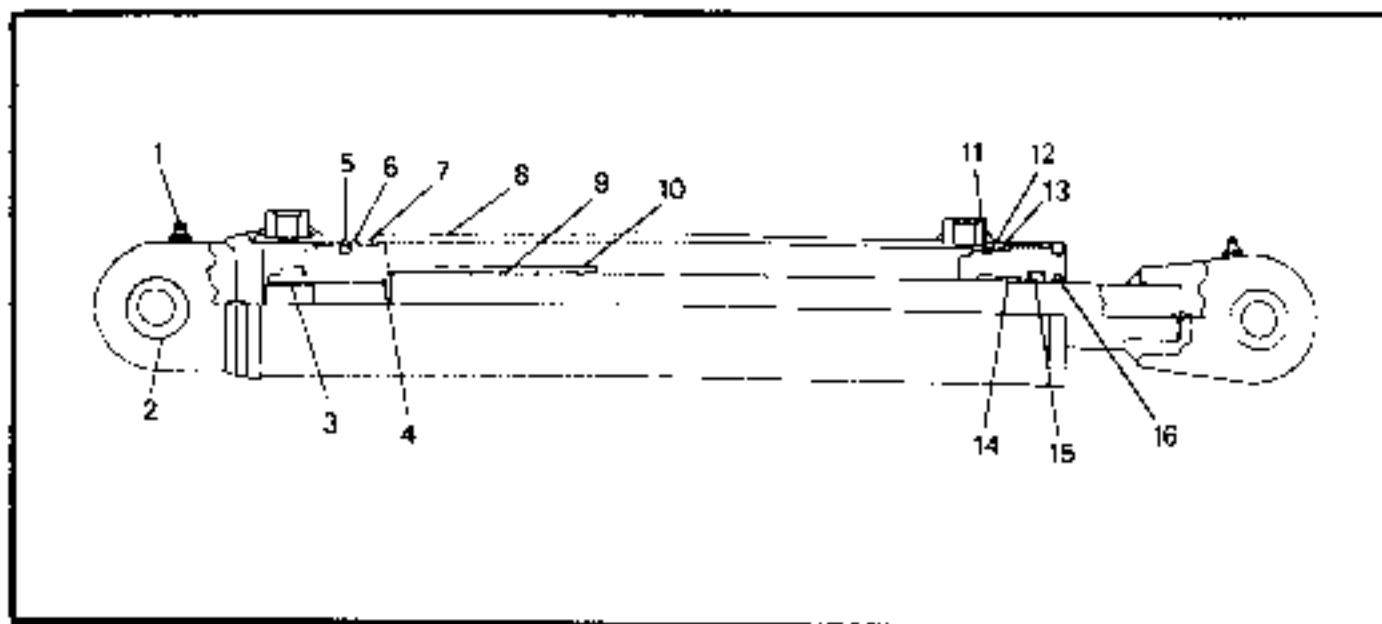
3 - SECTION CONTROL VALVE (59333161) - INTERNAL BREAKDOWN
RT-700F SERIES

**3-SECTION CONTROL VALVE (59333161)- INTERNAL BREAKDOWN
RT-700F SERIES**

59

ITEM NO.	COMM. NO.	DESCRIPTION	QTY	ITEM NO.	COMM. NO.	DESCRIPTION	QTY
1	59387209	BOLT KIT (Consists of 3 bolts and 3 nuts)	1	47	50842517	-Ring, Backup	2
2	59386813	-O-Ring, Exhaust (Large) (2 per section)	6	48	50668391	-O-Ring	1
	59386821	-O-Ring, Pressure (Small) (2 per section)	6	49	N.S.S.	-Body	1
3	59386839	-Cover Plate Assembly (Left End) (Includes Items 4 thru 19)	1	50	50842491	-Ring, Backup	1
4	N.S.S.	-Plate, Left End Cover	1	51	50842509	-O-Ring	1
5	59386847	-Relief Valve Assembly (Includes Items 6 thru 18)	1	52	59387043	-Shim (.500 O.D. x .0418 Thick)	A/R
6	N.S.S.	-Body, Relief	1	53	59387050	-Shim (.500 O.D. x .0209 Thick)	A/R
7	N.S.S.	-Ring, Backup	1	54	50668367	-Shim (.500 O.D. x .0097 Thick)	A/R
8	N.S.S.	-O-Ring	1	55	N.S.S.	-Poppet	1
9	N.S.S.	-O-Ring	1	56	59387076	-Spring	1
10	59386862	-Spring	1		57153595	-Seal Kit (Includes Items 45, 46, 47, 50 and 51)	1
11	59386870	-Poppet	1	57	59387118	-Spool Seal Retainer Assembly (Includes Items 58 and 59)	1
12	N.S.S.	-O-Ring	1	58	50980572	-Plate, Seal Retainer	1
13	59386888	-Nut, Acorn (.375-24)	1	59	59387125	-S.H.C.S. (.25-20 x .50)	2
14	N.S.S.	-O-Ring	1	60	59387167	-Spool Seal Assembly (Includes Items 61 thru 63)	2
15	59386896	-Piston, Relief	1	61	59387134	-O-Ring	2
16	59383943	-Cap	1	62	59387142	-Washer	2
17	59384297	-Stem, Adjusting	1	63	59387159	-Plate, Seal Retainer	2
18	59386904	-Nut, Hex Jam (.375-24)	1	64	59387266	-Plug	1
	59386912	-Seal Kit (Includes Items 7, 8, 9, 12 and 14)	1		50668391	-O-Ring	1
19	59386854	-Plug	1	65	59387274	-3-Way Section Assembly (Includes Items 66 thru 73)	1
20	59387217	-Cover Plate Assembly (Right End) (Includes Items 21 and 22)	1	66	N.S.S.	-Housing	1
21	N.S.S.	-Plate, Right End Cover	1	67	N.S.S.	-Spool	1
22	59387225	-Plug	1	68	59386946	-Positioner, Spool (Includes items 27 thru 32)	1
23	59387233	-3-Way Section Assembly (Includes Items 24 thru 34)	1	69	59387282	-Plug	1
24	N.S.S.	-Housing	1	70	59387100	-Relief Valve Assembly (Includes Items 42 thru 56)	1
25	N.S.S.	-Spool	1	71	59387118	-Spool Seal Retainer Assembly (Includes Items 58 and 59)	1
26	59386946	-Positioner, Spool (Includes Items 27 thru 32)	1	72	59387167	-Spool Seal Assembly (Includes Items 61 thru 63)	2
27	59386961	-Bonnet	1	73	59387266	-Plug	1
28	59386979	-S.H.C.S. (.25-20 x .86)	2		50668391	-O-Ring	1
29	59386987	-Washer, Lock (.25 I.D.)	2	74	59387175	-4-Way Section Assembly (Includes Items 75 thru 93)	1
30	59386995	-Collar, Spool	1	75	N.S.S.	-Housing	1
31	59387001	-Collar, Spring	2	76	N.S.S.	-Spool	1
32	59387019	-Spring	1	77	59386946	-Positioner, Spool (Includes Items 27 thru 32)	1
33	59387241	-Plug, Relief Port Conversion (Includes Items 34-40)	1	78	59387183	-Load Check Plug Assembly (Includes Items 79 thru 86)	2
34	50842525	-O-Ring	1	79	59387191	-Plug	1
35	50842517	-Ring, Backup	1	80	59387209	-Spring	1
36	50668391	-O-Ring	1	81	59387217	-Poppet	1
37	N.S.S.	-Body	1	82	N.S.S.	-O-Ring	1
38	50842491	-Ring, Backup	1	83	N.S.S.	-Ring, Backup	1
39	50842509	-O-Ring	1	84	N.S.S.	-O-Ring	1
40	59387258	-Plug	1	85	N.S.S.	-Ring, Backup	1
41	59387100	-Relief Valve Assembly (Includes Items 42 thru 56)	1	86	N.S.S.	-O-Ring	1
42	50842483	-Spring	1		59387068	-Seal Kit (Includes Items 82 thru 86)	1
43	50842475	-Poppet	1	87	59387118	-Spool Seal Retainer Assembly (Includes Items 58 and 59)	1
44	59387035	-Cap, Relief	1	88	59387167	-Spool Seal Assembly (Includes Items 61 thru 63)	2
45	50668391	-O-Ring	1				
46	50842525	-O-Ring	1				

**RT-700F SERIES
PARTS MANUAL**

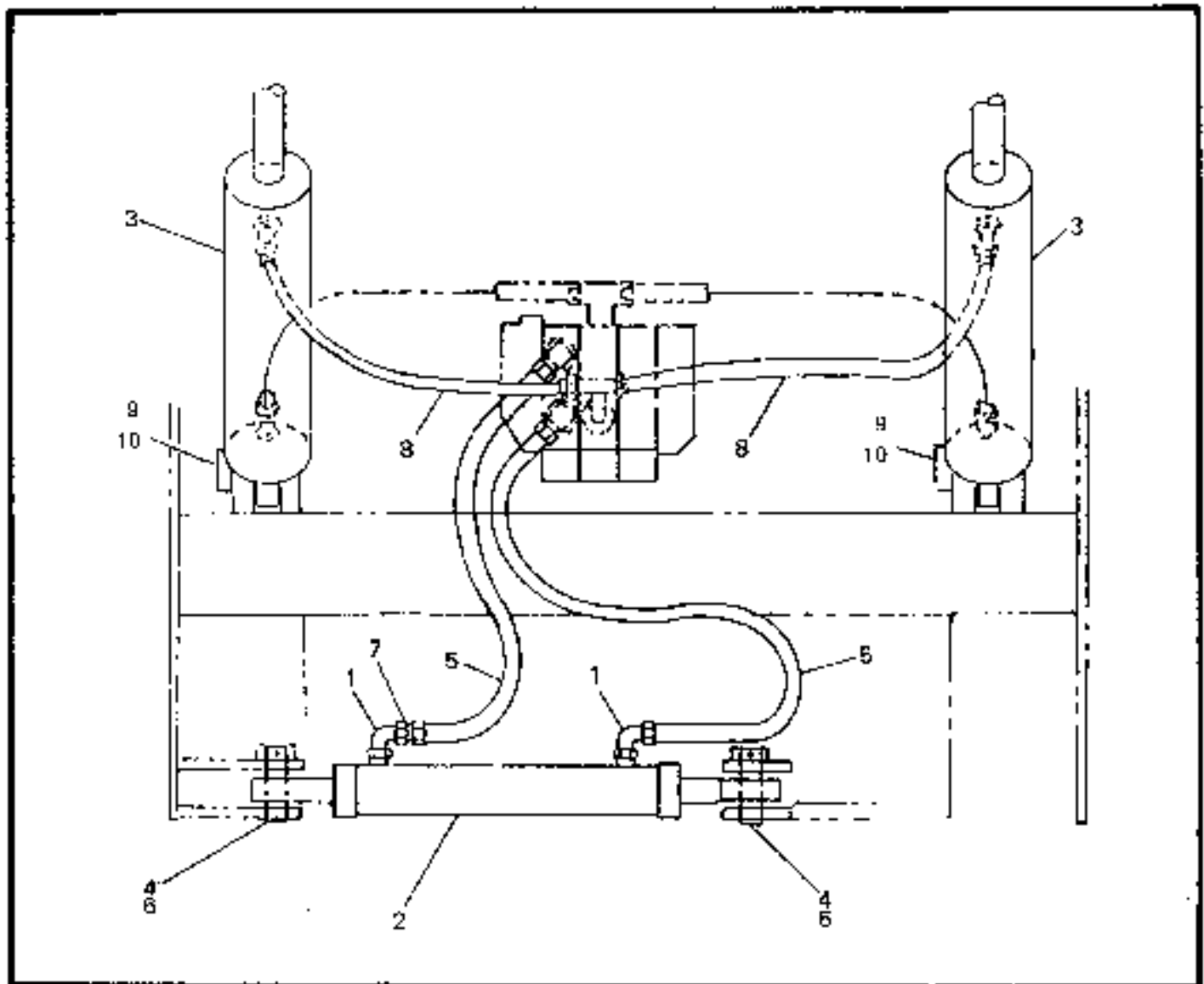


**TILT CYLINDER (S9333153) (35" EXTENDED) (30" MAST ONLY) - INTERNAL BREAKDOWN
RT-700F SERIES**

60A

ITEM NO.	COMM. NO.	DESCRIPTION	QTY	ITEM NO.	COMM. NO.	DESCRIPTION	QTY
1	57012718	-Lobe Fitting	2	11	59752089	-O-Ring	1
2	58755323	-Spherical Bushing	2	12	59752097	-Ring, Backup	1
3	56998503	-Nut, Lock	1	13	59379883	-Head	1
4	59380287	-O-Ring	1	14	59994863	-Ring, Wear	2
5	59379891	-Seal, Chem Can	1	15	59379800	-Rod, U-Cup	1
6	59379875	-Piston	1	16	59752048	-Wiper, Rod	1
7	59380295	-Ring, Wear	2	-	59380006	-Seal Kit	1
8	59379859	-Tube Assembly	1			(Includes Items 4, 5, 7, 11, 12, and 14 thru 16)	
9	59379867	-Rod Assembly	1			-----	
10	58844903	-Spacer	1				

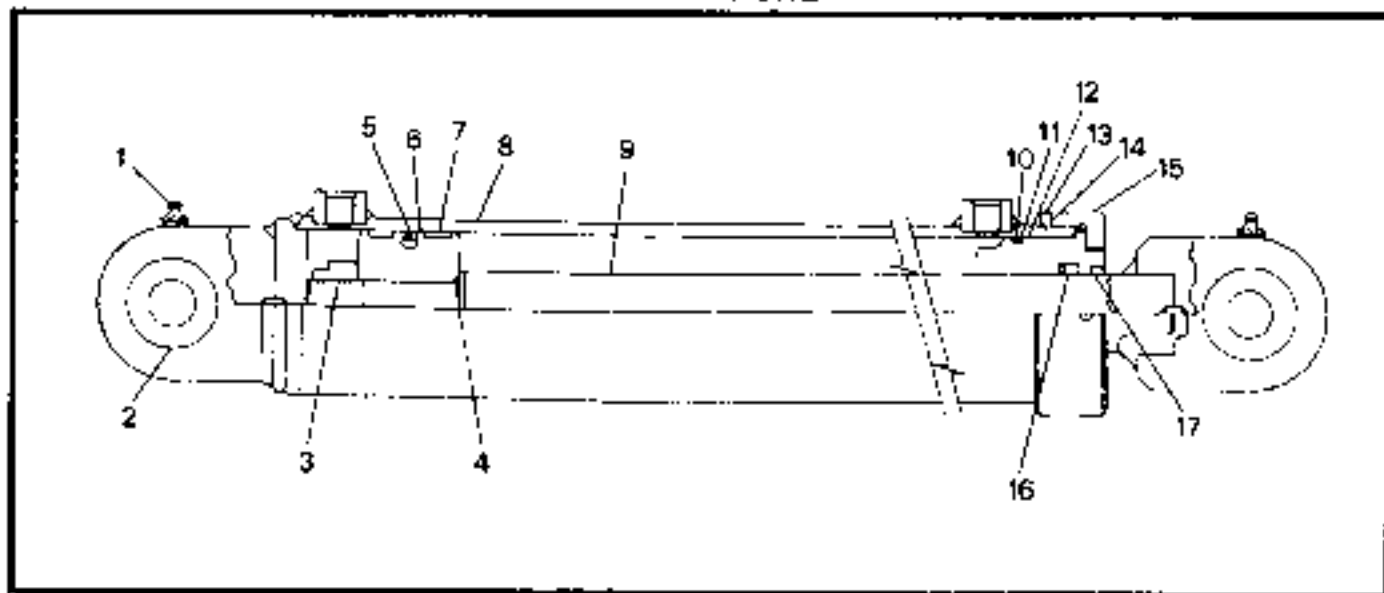
**RT-700F SERIES
PARTS MANUAL**



**HYDRAULIC COMPONENTS (EXCEPT 30' MAST)
RT-700F SERIES**

ITEM NO.	COMM. NO.	DESCRIPTION	QTY	ITEM NO.	COMM. NO.	DESCRIPTION	QTY
1	59922864	-Adapter, 90°	2	5	59331470	-Hose Assembly	2
2	59989525	-Side Shift Cylinder (See Breakdown)	1	6	95293627	-Pin, Spiral	2
3	59989533	-Tilt Cylinder (See Breakdown)	2	7	59371500	-Adapter, Str.	2
4	59333120	-Pin	2	8	59353474	-Hose Assembly	2
				9	59321273	-Pin, Tilt and Side Shift Cylinder	3
				10	59321281	-Pin, Spiral	3

**RT-700F SERIES
PARTS MANUAL**

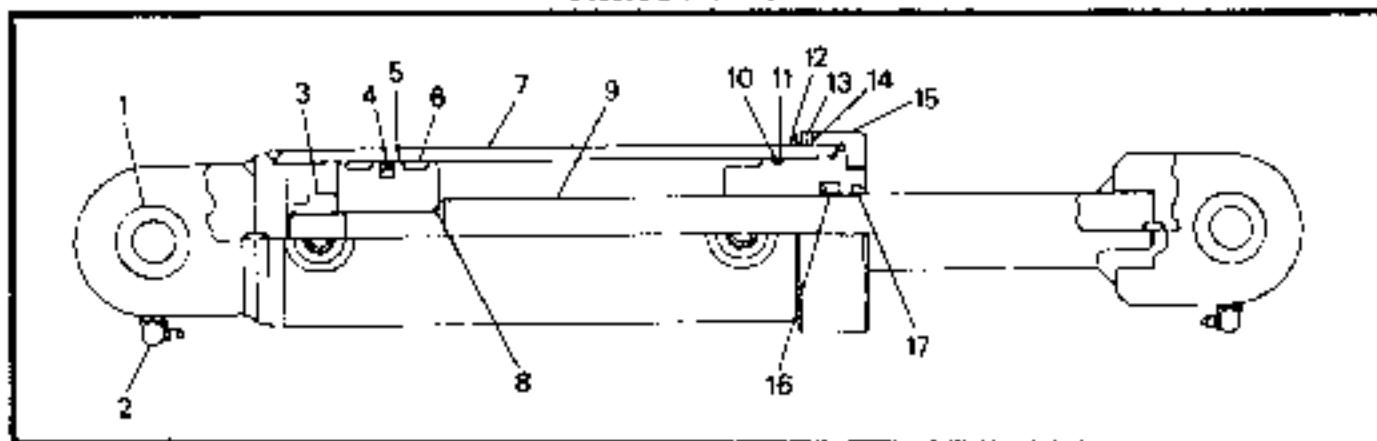


**TILT CYLINDER (59989533) (ALL EXCEPT 30' MAST) - INTERNAL BREAKDOWN
RT-700F SERIES**

63

ITEM NO.	COMM. NO.	DESCRIPTION	QTY	ITEM NO.	COMM. NO.	DESCRIPTION	QTY
1	57012718	-Lube Fitting	1	11	57220337	-Ring, Back-up	1
2	58755323	-Spherical Bushing	1	12	59379842	-Head	1
3	56998503	-Nut, Lock	1	13	57012684	-Setscrew	1
4	59380287	-O-Ring	1	14	57012676	-Nylon Plug	1
5	59322651	-Seal	1	15	59861179	-Cap, Head	1
6	59380279	-Piston	1	16	59379800	-Rod, U-Cup	1
7	59380295	-Ring, Wear	2	17	57163461	-Wiper, Seal	1
8	N.S.S.	-Tube Assembly	1	-	59379818	-Seal Kit (Includes Items 4, 5, 7, 10, 11, 16 and 17)	1
9	59379834	-Rod	1				
10	59752089	-O-Ring	1				

**RT-700F SERIES
PARTS MANUAL**



**SIDE SHIFT CYLINDER (59989525) - INTERNAL BREAKDOWN
RT-700F SERIES**

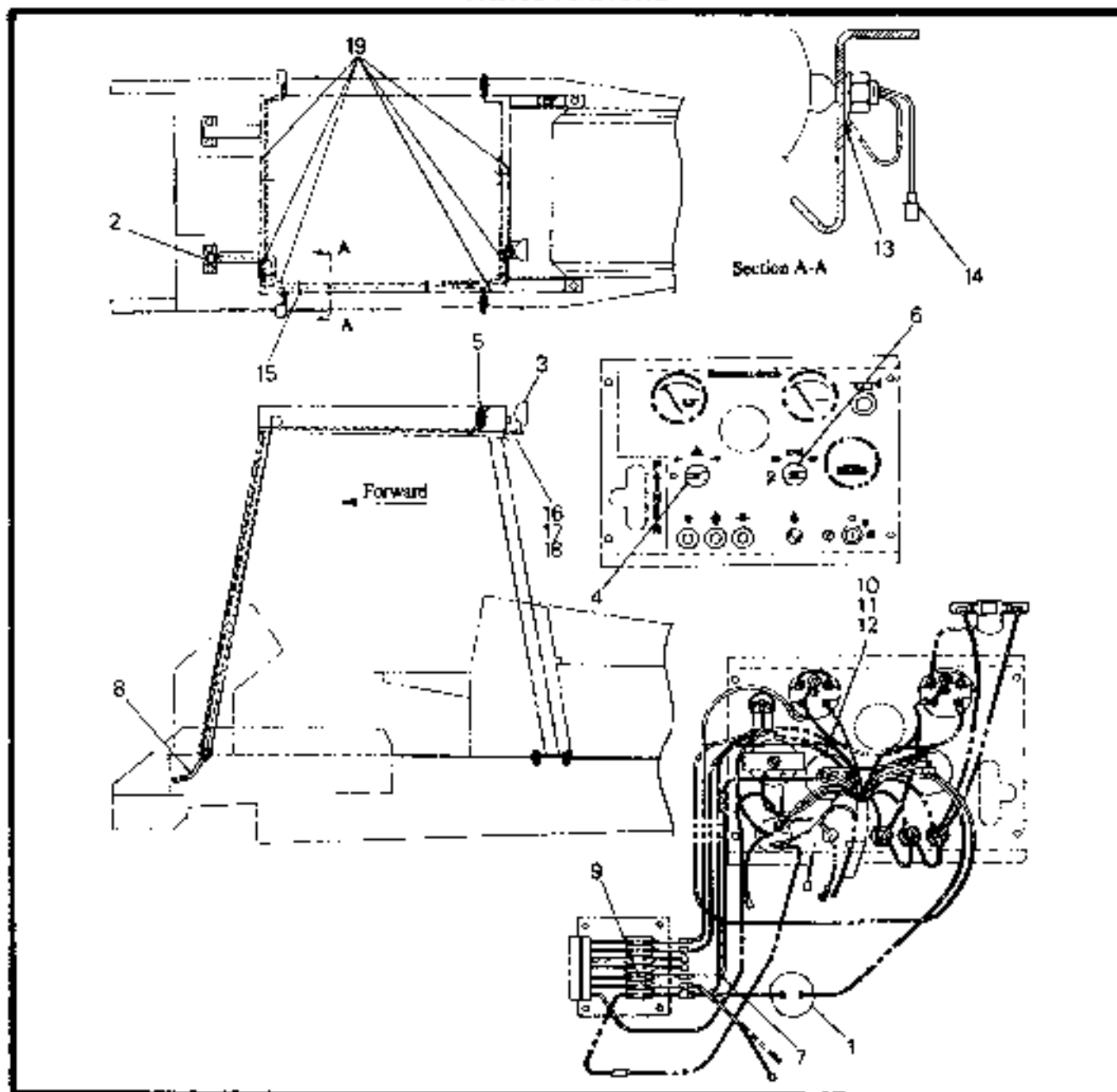
62

ITEM NO.	COMM. NO.	DESCRIPTION	QTY	ITEM NO.	COMM. NO.	DESCRIPTION	QTY
1	58755323	-Spherical Bushing	2	10	59752089	-O Ring	1
2	57012718	-Lube Fitting	2	11	59752097	-Ring, Backup	1
3	56998503	-Nut, Lock	1	12	51222198	-Head	1
4	59322651	-AQ Seal Assembly	1	13	57012684	-Set screw (1/4 - 20 NC x 1.4 lg.)	1
5	59380279	-Piston	1	14	57012676	-Nylon Plug	1
6	59380295	-Ring, Wear	2	15	59861179	-Cap, Head	1
7	N.S.S.	-Tube Assembly	1	16	59379800	-Rod, U-Cap	1
8	59380287	-O-Ring	1	17	59752048	-Wiper, Rod	1
9	59380261	-Rod	1	-	59379818	-Seal Kit (Includes items 4, 6, 8, 10, 11, 16 and 17)	1

**RT-700F
PARTS MANUAL**

Always use Ingersoll-Rand Replacement parts!

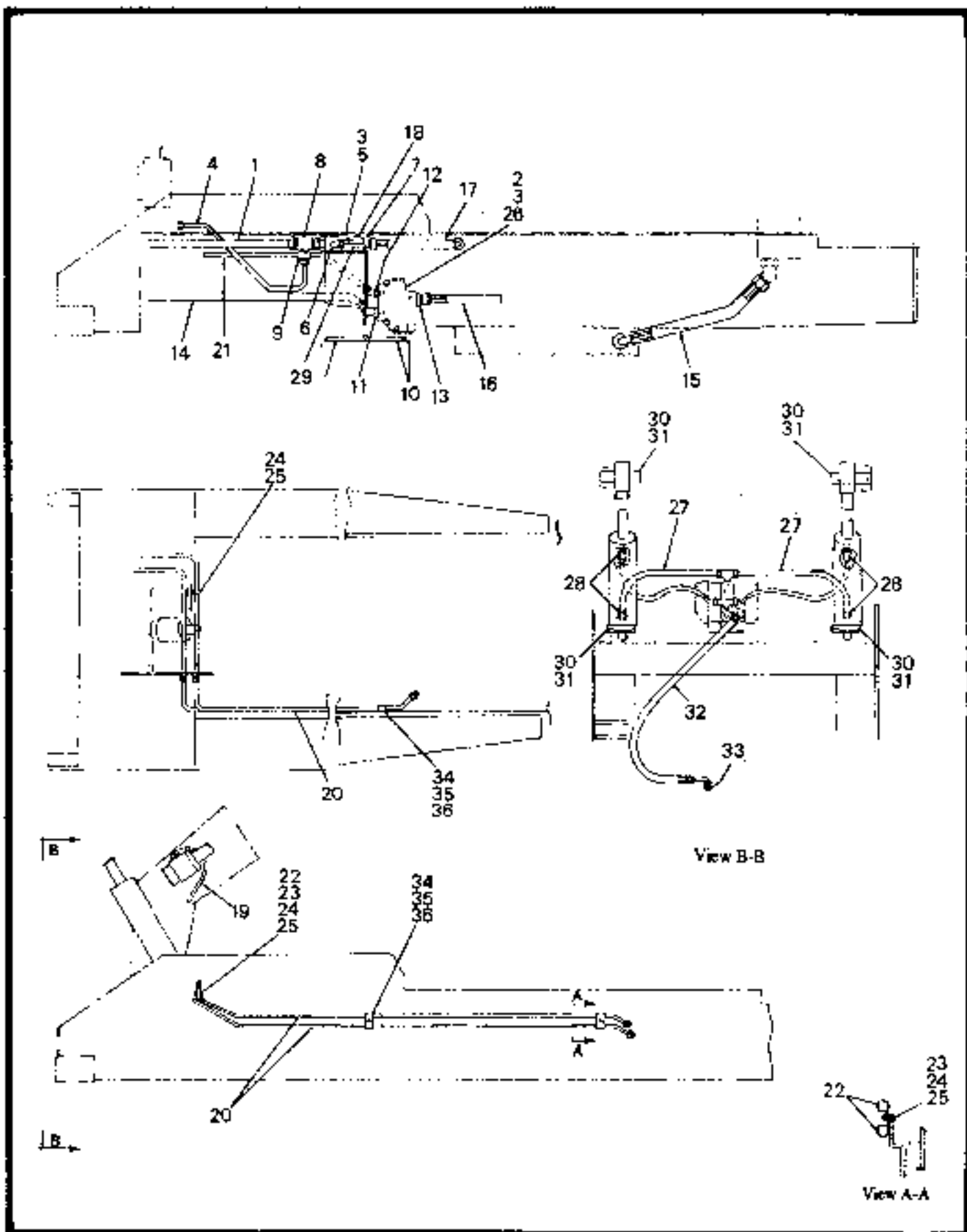
RT-700F SERIES PARTS MANUAL



LIGHTS INSTALLATION RT-700F SERIES

ITEM NO.	COMM. NO.	DESCRIPTION	QTY	ITEM NO.	COMM. NO.	DESCRIPTION	QTY
1	59759720	-Flasher	1	9	59325720	-Fuse (25 amp)	1
2	35895440	-Grommet	1	10	95073995	-Screw (10-24 x .50" lg.)	2
3	59603191	-Light, Flood	3	11	95076733	-Nut (10-24)	1
4	59988683	-Switch	1	12	95246930	-Washer, Lock, External Tooth	1
5	59759753	-Light, Turn Signal	2	13	59353425	-Terminal, Ring (1/2)	3
-	58844796	-Lens, Red	2	14	95371266	-Blade, Fully Insulated Female	5
-	58844804	-Lens, Amber	2	15	95373973	-Strap	8
-	58844812	-Bulb	2	16	59377606	-Angle, Mounting	1
6	59988642	-Switch, Master Light	1	17	59680983	-Bolt (3/8-16 x 1.0" lg.)	1
7	59937334	-Jump Wire	1	18	59807941	-Nut (3/8-16)	1
8	59340356	-Wire Harness	1	19	59670554	-Plate, Adhesive Mounting	6

RT-700F SERIES
PARTS MANUAL



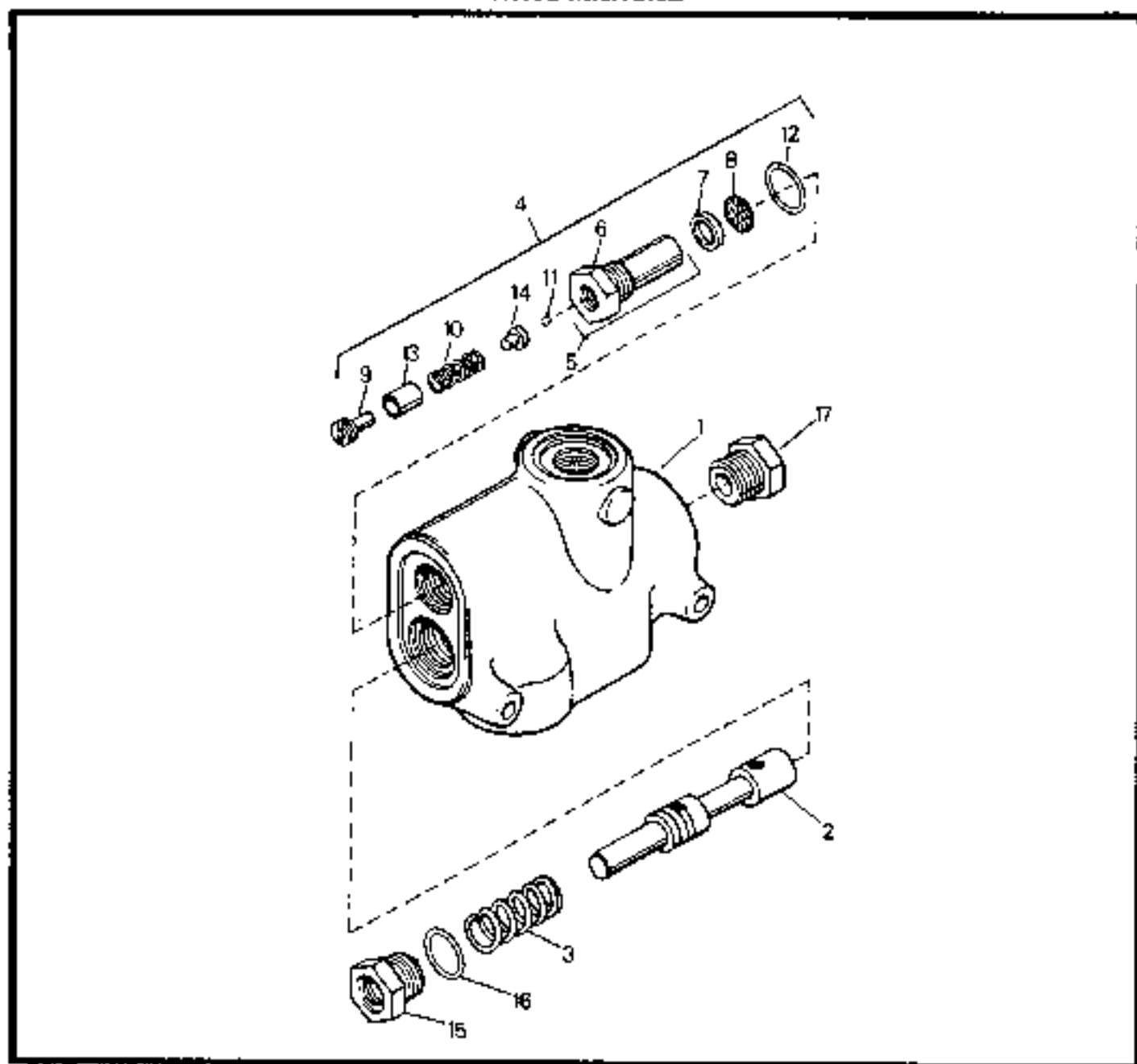
HYDRAULICS INSTALLATION
RT-700F SERIES

**HYDRAULICS INSTALLATION
RT-700F SERIES**

65

ITEM NO.	COMM. NO.	DESCRIPTION	QTY	ITEM NO.	COMM. NO.	DESCRIPTION	QTY
1	59359018	-Hose Assembly	1	-	59332478	-Tube Assembly (2WD)	2
2	95839049	-H.H.C.S. (5/16-18 x 3.25" lg.)	2	21	59333112	-Hose Assembly	1
3	95094306	-Washer, Flat (5/16) (2WD) (Quantity is 2 for 4WD)	4	22	50281856	-Clamp (2WD)	4
4	59359091	-Tube Assembly (4WD)	1	-	59465658	-Clamp (4 WD)	2
-	59332452	-Tube Assembly (2WD)	1	23	95571923	-H.H.C.S. (1/4-20 x 1.0" lg.) (4WD) (Quantity is 1 for 2WD)	3
5	95101804	-H.H.C.S. (5/16-18 x 1.75" lg.) (2WD)	2	24	95064655	-Washer, Flat (1/4) (4WD) (Quantity is 1 for 2WD)	4
-	59869917	-Bolt (5/16-18 x .75" lg.) (4WD)	2	25	95077483	-Nut (1/4-20) (4WD) (Quantity is 1 for 2WD)	3
6	59922318	-Adapter, 90°	1	26	-59988022	-Priority Valve (See Breakdown)	1
7	59922658	-Adapter, Str.	2	27	59331470	-Hose Assembly (4WD)	2
8	59923813	-Adapter, Swivel Run Tee	1	-	59353490	-Hose Assembly (2WD)	2
9	59924035	-Adapter, Reducer	1	28	59922864	-Adapter, 90°	4
10	59922807	-Adapter, 90°	2	29	59919829	-Return Filter	1
11	59922351	-Adapter, 45°	1	-	59945402	-Element	1
12	59922260	-Adapter, 45°	1	30	59333120	-Pin	2
13	59922633	-Adaptor, Str.	1	31	95293627	-Pin, Spiral	2
14	59359026	-Hose Assembly	1	32	59959882	-Hose Assembly	1
15	59362970	-Hose Assembly (4WD)	1	33	59903138	-Adapter, Str.	1
-	59332494	-Hose Assembly (2WD)	1	34	59583450	-Plate, Cover (2WD)	1
16	59485763	-Hose Assembly (4WD)	1	35	59857078	-Clamp, Insert (4WD)	4
-	59331454	-Hose Assembly (2WD)	1	-	59606558	-Clamp, Insert (2WD)	4
17	59352450	-Hose Assembly (Effective with S/N 5223)	1	36	95685608	-H.H.C.S. (1/4-20 x 1.38" lg.) (4WD)	2
-	59371534	-Hose Assembly (Prior to S/N 5223)	1	-	95571972	-H.H.C.S. (5/16-18 x 1.38" lg.) (2WD)	2
18	59332445	-Tube Assembly	1				
19	59329383	-Hose Assembly	1				
20	59359109	-Tube Assembly (4WD)	2				

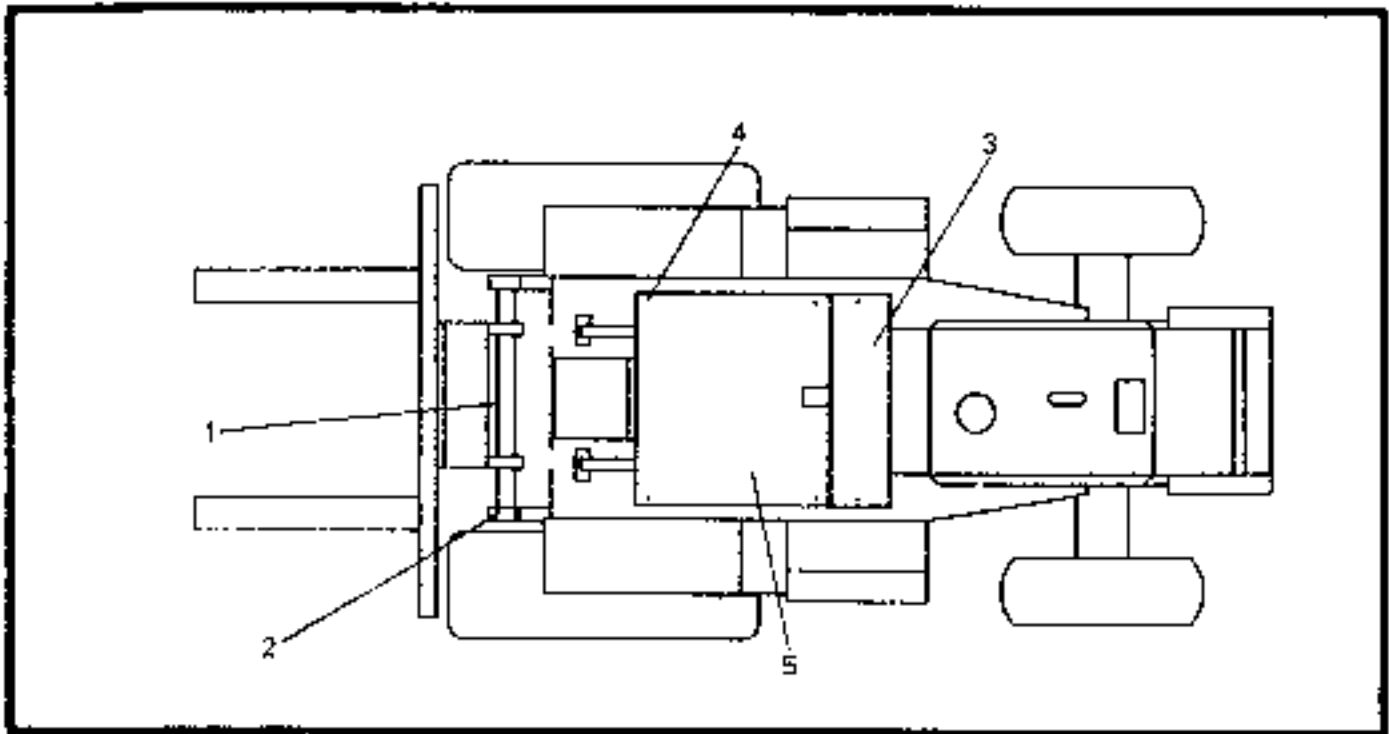
**RT-700F SERIES
PARTS MANUAL**



**PRIORITY VALVE (59988022)- INTERNAL BREAKDOWN
RT-700F SERIES**

ITEM NO.	COMM. NO.	DESCRIPTION	QTY	ITEM NO.	COMM. NO.	DESCRIPTION	QTY
-	59988022	-Valve Assembly, Priority (Includes Items 1 thru 17)	1	8	N.S.S.	-Screen	1
1	N.S.S.	-Housing (Includes Items 12 and 13)	1	9	N.S.S.	-Screw, Adjust	1
2	N.S.S.	-Spool	1	10	N.S.S.	-Spring	1
3	59346353	-Spring	1	11	N.S.S.	-Ball	1
4	N.S.S.	-Relief Valve, Cartridge (Includes Items 5 thru 14)	1	12	59346130	-O-Ring	1
5	N.S.S.	-Body Assembly	1	13	N.S.S.	-Guide, Spring	1
6	N.S.S.	-Body	1	14	N.S.S.	-Holder, Ball	1
7	N.S.S.	-Ring	1	15	59346163	-Plug	1
				16	50916063	-O-Ring	1
				17	50916071	-Plug Assembly	1

**RT-700F SERIES
PARTS MANUAL**

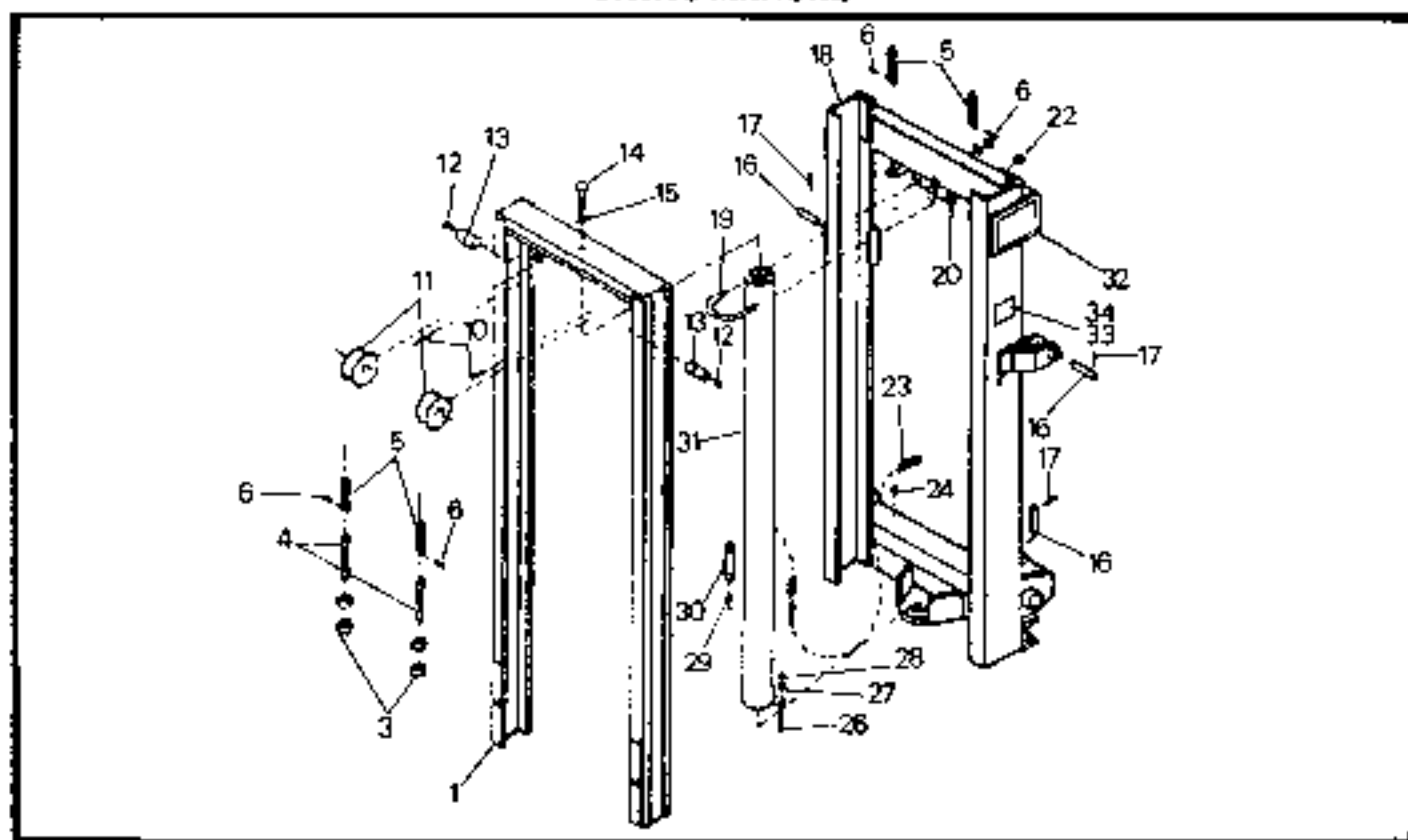


**MAST PIVOT BAR INSTALLATION AND FLOOR PLATE INSTALLATION
RT-700F SERIES**

ITEM NO.	COMM. NO.	DESCRIPTION	QTY	ITEM NO.	COMM. NO.	DESCRIPTION	QTY
1	59325548	-Shaft, Pivot (RT-705F)	1	3	59362459	-Plate, Rear Floor (4WD)	1
-	59325530	-Shaft, Pivot (RT-706F and RT-708F)	1	4	59362442	-Plate, Front Floor (4WD)	1
2	59371583	-Bushing (RT-705F)	2	5	59998096	-Screw, Self-Tapping (3/8) (4WD)	6
						

67

RT-700F SERIES PARTS MANUAL



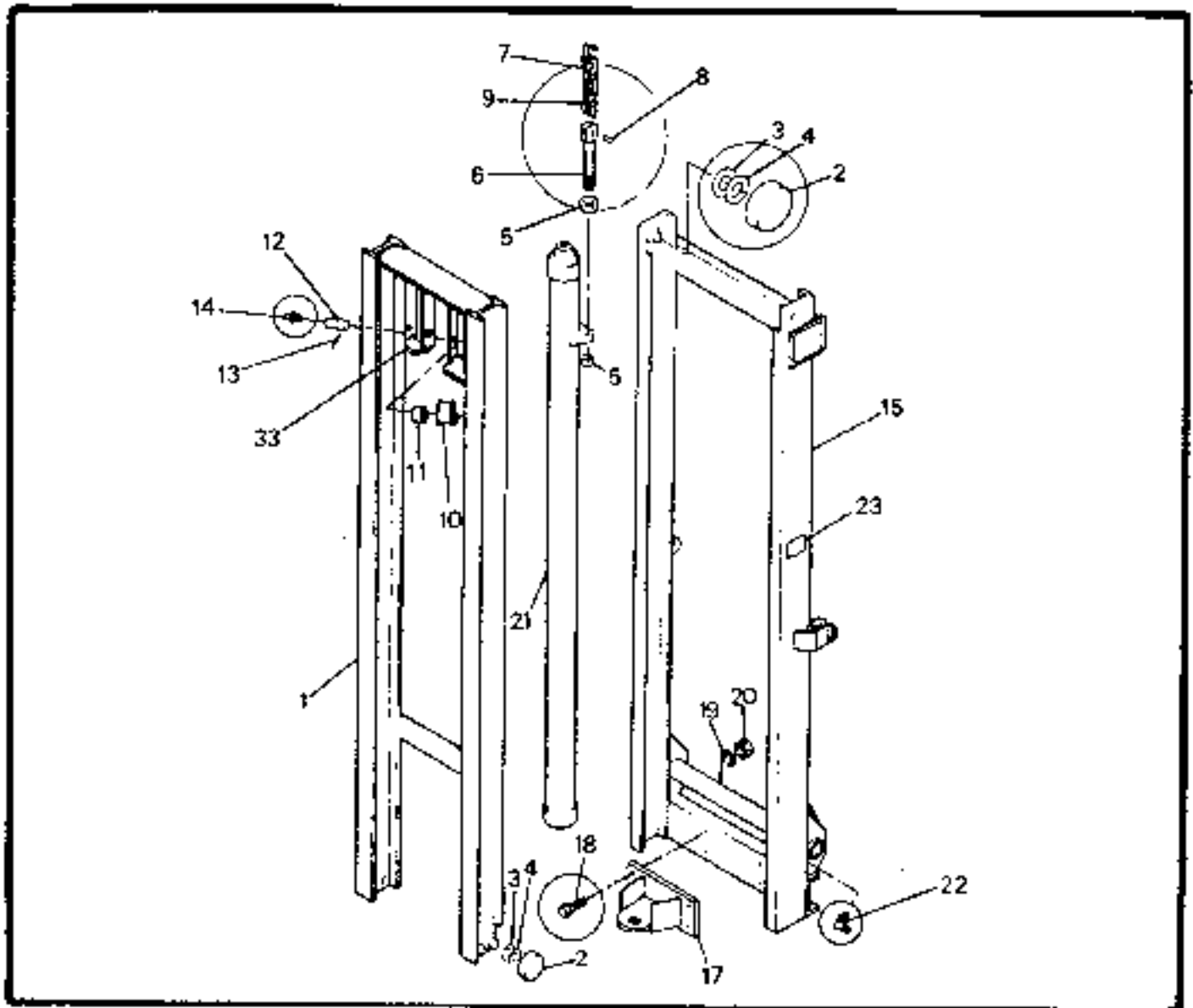
MAST ASSEMBLY (59968164 & 59968172) - INTERNAL BREAKDOWN

RT-705F

68

ITEM NO.	COMM. NO.	DESCRIPTION	QTY	ITEM NO.	COMM. NO.	DESCRIPTION	QTY
-	59968164	-Mast Group (10 ft.) (Includes Items 1 thru 37)	1	18	59346643	-Rail Assembly, Outer (10 ft.) (Includes Items 18 thru 37)	1
-	59968172	-Mast Group (14 ft.) (Includes Items 1 thru 37)	1	-	59346650	-Rail Assembly, Outer (14 ft.) (Includes Items 18 thru 37)	1
1	59340430	-Rail Assembly, Inner (10 ft.) (Includes Items 1 thru 17)	1	19	59312587	-U-Bolt	1
-	59340422	-Rail Assembly, Inner (14 ft.) (Includes Items 1 thru 17)	1	20	59340489	-Spacer, Flat	1
2	59340455	-Spacer (Not Shown)	1	22	95077798	-Nut, Lock	4
3	95085890	-Nut, Jam	4	23	59379990	-Hose Assembly (10 ft. Mast)	1
4	59340638	-Anchor, Chain	2	24	59311613	-Hose Assembly (14 ft. Mast)	1
5	59312595	-Chain, Lift (10 ft.) (Includes Item 6)	2	25	59380022	-Fitting, Lube	2
-	59340752	-Chain, Lift (14 ft.) (Includes Item 6)	2	26	95841854	-Elbow, 90°	1
6	59340646	-Pin	2	27	95209409	-Bolt, Hex	1
10	95909122	-Pin, Spiral	2	28	95391348	-Washer, Lock	1
11	59340521	-Roller Assembly, Chain	2	29	59380948	-Nut, Hex	1
12	59379982	-Fitting, Grease, 45° (Pkg. of 10)	2	30	59340760	-Nipple, Pipe Close	1
13	59312603	-Pin, Roller Chain	2	31	59380055	-Regulator, Flow (15 GPM)	1
14	95842548	-Bolt, Hex	1	-	59380063	-Cylinder Assembly, Lift (10 ft.)	1
15	95081808	-Washer, Lock	1	32	59388662	-Cylinder Assembly, Lift (14 ft.)	1
16	59333120	-Pin, Tilt and Side Shift Cylinder	3	33	59346627	-Decal, Trademark	2
17	95293627	-Pin, Spiral	3	35	59340778	-Decal, 10 ft.	2
				37	59380030	-Decal, 14 ft.	2
				38	59966952	-Decal, Control (Not Shown)	1
					59971432	-Decal, I-R (Not Shown)	3
						-Seal Kit (Not Shown) (14 ft.)	

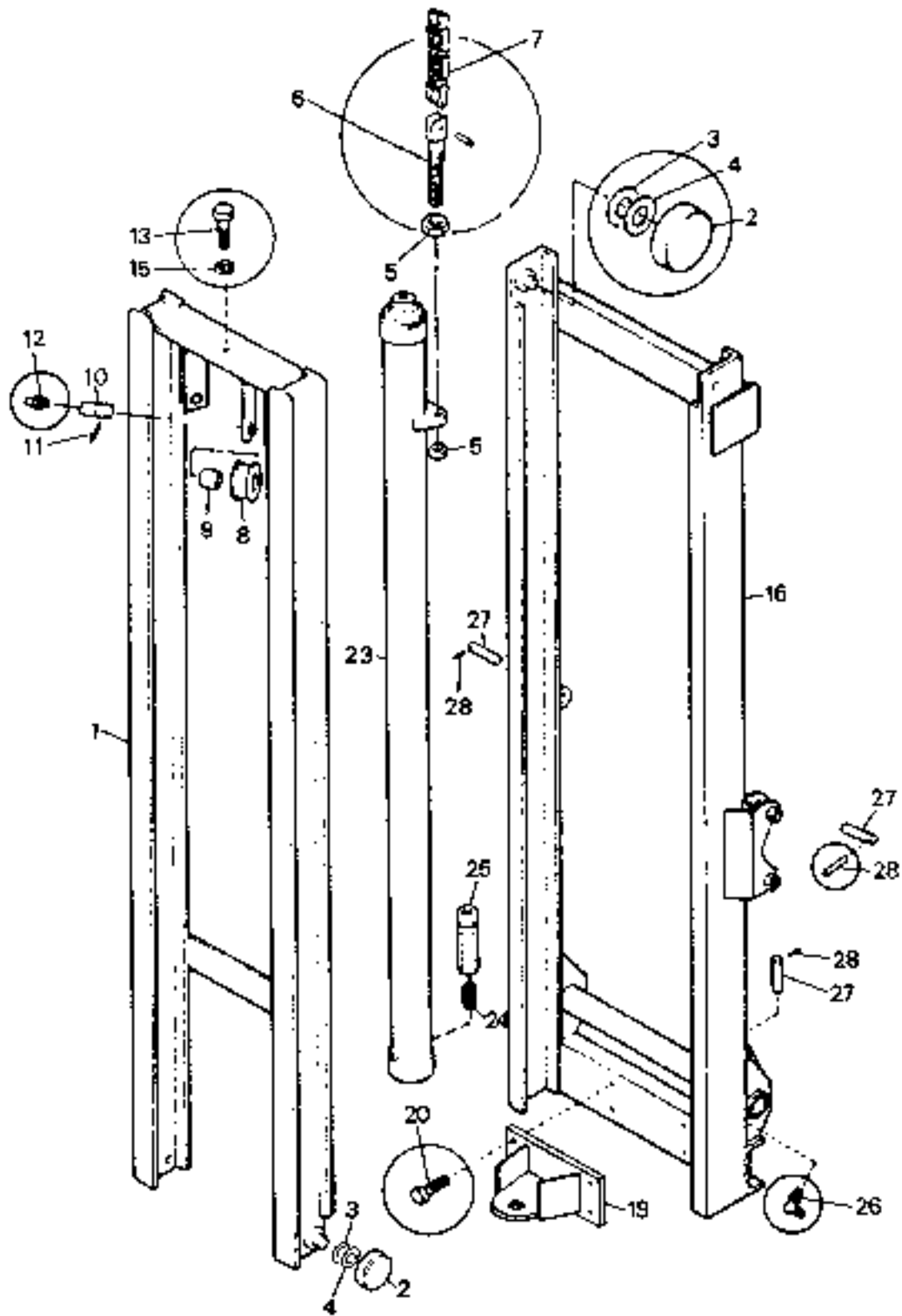
RT-700F SERIES PARTS MANUAL



**MAST ASSEMBLY (59968370) - INTERNAL BREAKDOWN
RT-700F**

ITEM NO.	COMM. NO.	DESCRIPTION	QTY	ITEM NO.	COMM. NO.	DESCRIPTION	QTY
1	59351825	-Rail, Inner	1	12	59312603	-Pin, Roller Chain	2
2	59346718	-Bearing, Roller	4	13	95900122	-Pin, Spring	2
3	59346684	-Shim (.049 Thick)	A/R	14	59311613	-Fitting, Lube	2
4	59346676	-Shim (.038 Thick)	A/R	15	59346700	-Rail, Outer	t
5	95685890	-Nut, Hex	8	16	59340398	-Plate, Wear (Not Shown)	4
6	59340638	-Anchor, Chain	4	17	59351833	-Bracket, Cylinder	1
7	59341073	-Chain	2	18	95373585	-Screw, Cap	4
8	59340646	-Pin, Chain	A/R	19	59565044	-Washer, Flat	4
9	N.A.	-Plate, Link	A/R	20	59327882	-Nut, Hex	4
10	59340521	-Roller Assembly (Includes Items 11 and 12)	2	21	N.A.	-Cylinder Assembly	1
11	59340513	-Bearing, Chain Roller	2	22	95201281	-Fitting, Lube	2
				23	59353375	-Decal, 12.5'	2

RT-700F SERIES
PARTS MANUAL



ROLLER MAST INSTALLATION (15 FT.)
RT-706F

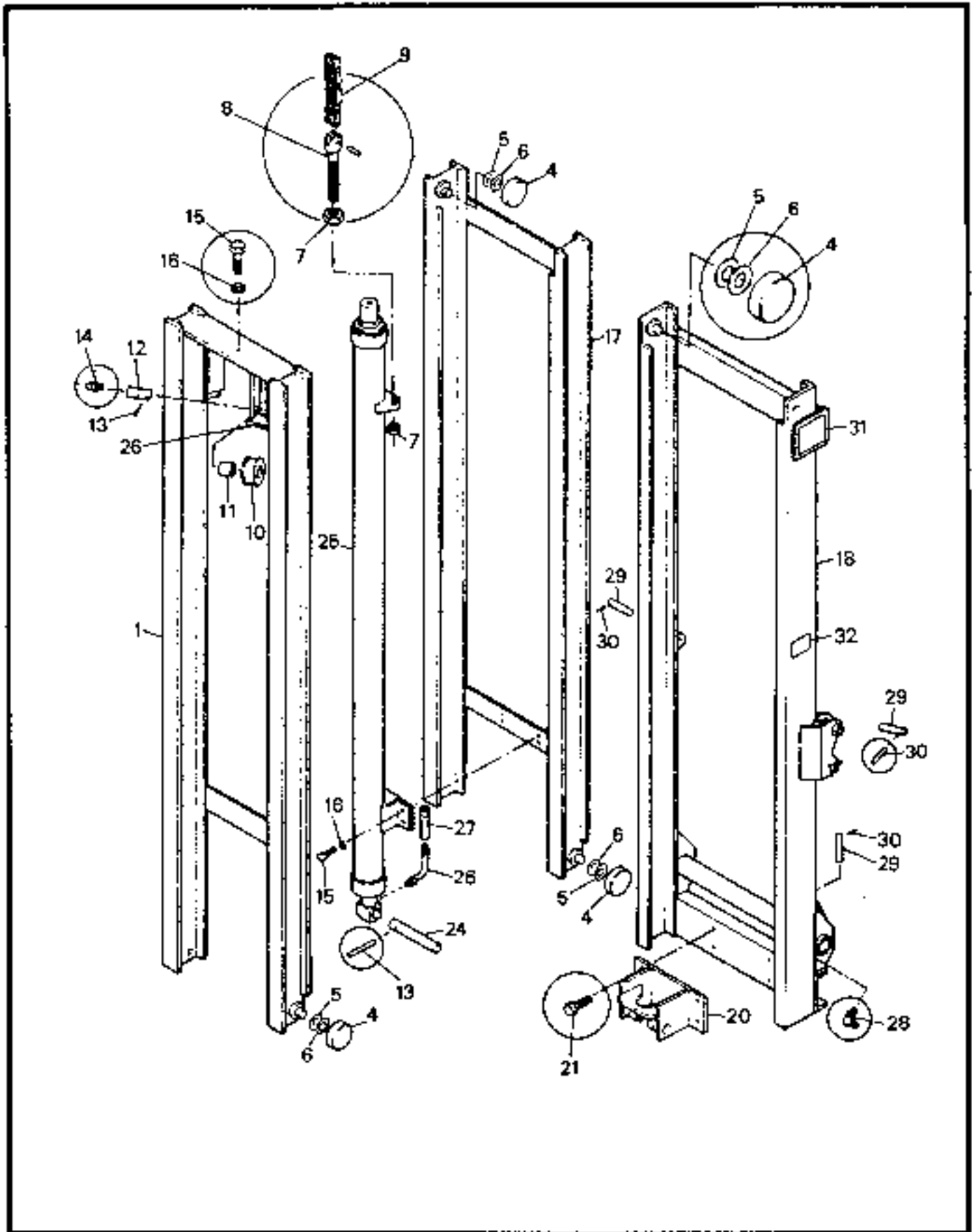
ROLLER MAST INSTALLATION (15 FT.)

RT-706F

75

ITEM NO.	COMM. NO.	DESCRIPTION	QTY	ITEM NO.	COMM. NO.	DESCRIPTION	QTY
-	59968388	-MAST GROUP (15 B.)	1	14	58780420	-Screw, Cap (Not Shown)	1
-	59485888	-MAST GROUP (15 B.) (Extended Tilt) (Includes Items 1 thru 31)	1	15	58780271	-Washer, Lock	2
1	58780412	-Rail, Inner	1	16	58780438	-Rail, Outer	1
2	59971275	-Bearing, Roller	4	17	58772880	-Plate, Wear (Not Shown)	4
3	59407825	-Shim	A/R	18	58780446	-Stud (Not Shown)	2
4	59407833	-Shim	A/R	19	58780313	-Bracket Assembly, Cylinder	1
5	58780222	-Nut, Hex	8	20	58780321	-Screw, Cap	4
6	59386565	-Anchor, Chain	4	21	58780453	-Washer, Lock (Not Shown)	4
7	58774266	-Chain	2	22	58780347	-Nut, Hex (Not Shown)	4
-	59386571	-Pin, Chain	A/R	23	58780461	-Cylinder Assembly, Hydraulic	1
-	58780230	-Plate, Link	A/R	24	59380048	-Nipple, Pipe	1
8	59376848	-Roller Assembly, Chain	2	25	59386409	-Regulator, Flow (15 GPM)	1
9	59971382	-Bearing, Chain Roller	2	26	58780479	-Fitting, Lube	2
10	59376830	-Pin, Roller Chain	2	27	59321273	-Pin, Tilt and Side Shift Cylinder	3
11	58780248	-Pin, Spring	2	28	59321281	-Pin, Spiral	3
12	58780255	-Fitting, Lube	1	29	59386334	-Decal, Trademark (Not Shown)	2
13	58780370	-Screw, Cap	1	30	58780396	-Decal (15 ft.) (Not Shown)	2
				31	58780404	-Plate, Guard (Not Shown)	2

RT-700F SERIES
PARTS MANUAL



ROLLER MAST INSTALLATION (22 FT.)
RT-706F

ROLLER MAST INSTALLATION (22 FT.)

RT-706F

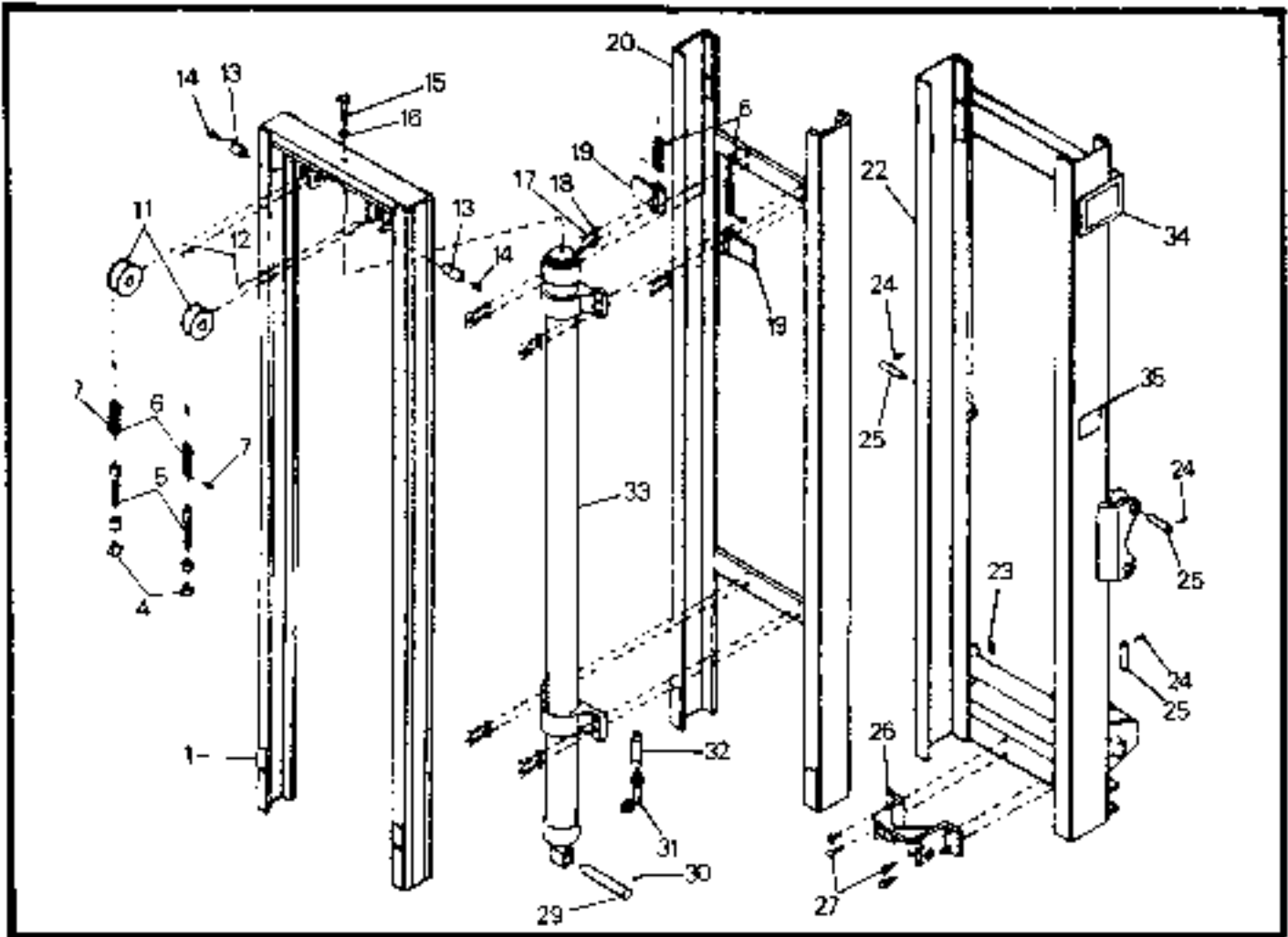
77

ITEM NO.	COMM. NO.	DESCRIPTION	QTY	ITEM NO.	COMM. NO.	DESCRIPTION	QTY
-	58780487	MAST GROUP (22 ft.)	1	14	58780255	-Fitting, Lube	2
-	59485870	MAST GROUP (22 ft.) (Extended tilt) (Includes Items 1 thru 33)	1	15	58780370	-Screw, Cap	5
1	58780495	-Rail, Inner	1	16	58780271	-Washer, Lock	5
2	58772880	-Plate, Wear (Not Shown)	4	17	58780503	-Rail, Middle	1
3	58780446	-Sowl (Not Shown)	2	18	59484089	-Rail, Outer	1
4	59971275	-Bearing, Roller	8	19	58780446	-Stud (Not Shown)	2
5	59407825	-Shim	A/R	20	58780511	-Bracket Assembly, Cylinder	1
6	59407833	-Shim	A/R	21	58780321	-Screw, Cap	4
7	58780222	-Nut, Hex	8	22	58780453	-Washer, Lock (Not Shown)	4
8	59386565	-Anchor, Chain	4	23	58780347	-Nut, Hex (Not Shown)	4
9	58774266	-Chain	1	24	58780529	-Pin, Cylinder Rod	1
-	59386573	-Pin, Chain	A/R	25	58780537	-Cylinder Assembly, Hydraulic	1
-	58780230	-Plate, Link	A/R	-	59971101	-Seal Kit	2
10	59376848	-Roller Assembly, Chain (Includes Item 12)	2	26	59380089	-Tube Assembly	1
11	59971382	-Bearing, Chain Roller	2	27	59386409	-Regulator, Flow (15 GPM)	1
12	59376830	-Pin, Roller Chain (Included with Item 10)	2	28	58780479	-Fitting, Lube	2
13	58780248	-Pin, Spring	2	29	59321273	-Pin, Tilt and Side Shift Cylinder	3
				30	59321281	-Pin, Spinal	3
				31	58780545	-Decal, Trademark	2
				32	58780552	-Decal (22 ft.)	2
				33	58780560	-Plate, Guard (Not Shown)	2

**RT-700F
PARTS MANUAL**

Always use Ingersoll-Rand Replacement parts!

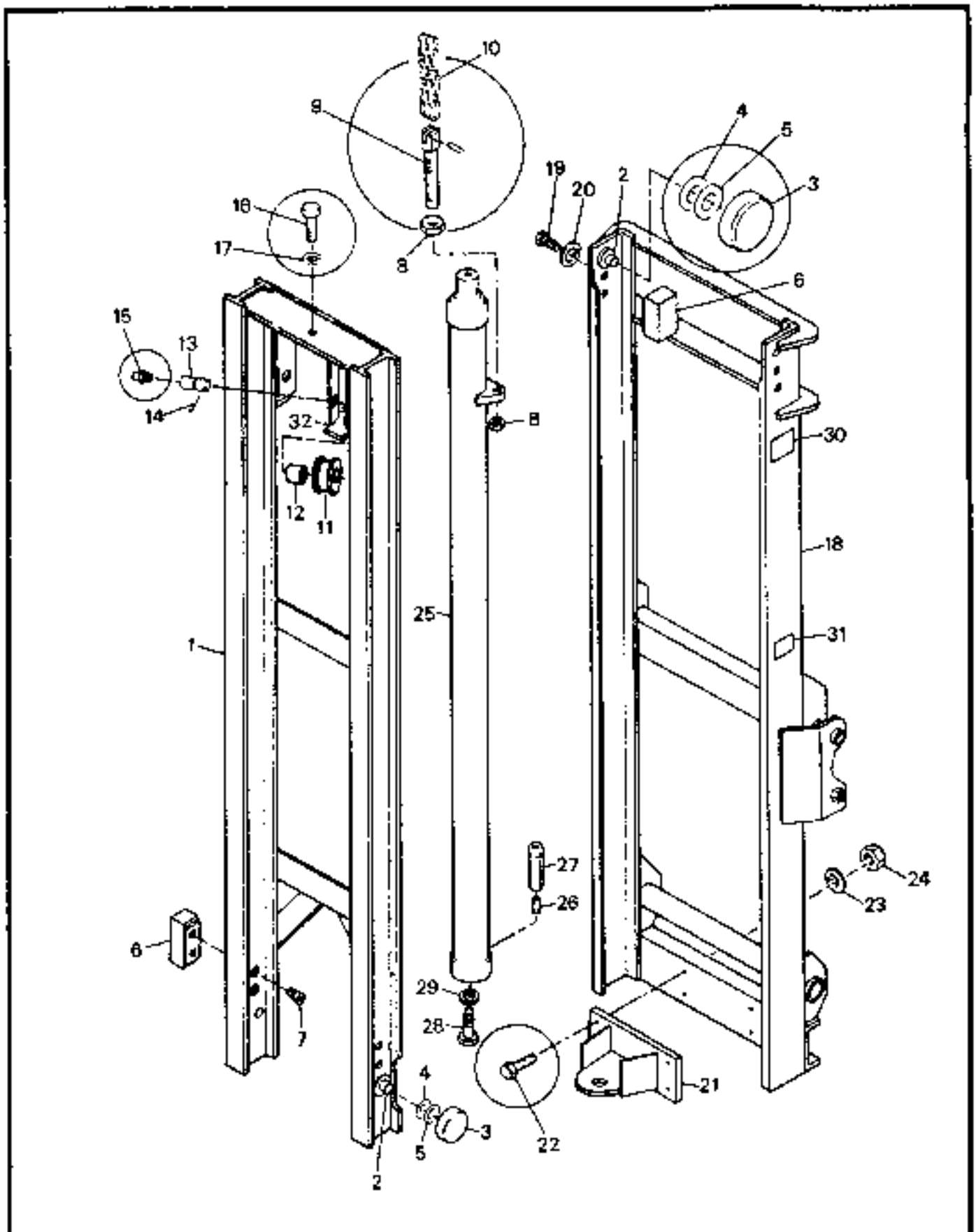
RT-700F SERIES PARTS MANUAL



**ROLLER MAST INSTALLATION (21 FT.)
RT-706F**

ITEM NO.	COMM. NO.	DESCRIPTION	QTY	ITEM NO.	COMM. NO.	DESCRIPTION	QTY
-	59068180	-MAST GROUP (21 Ft.)	1	19	59341057	-Anchor Assembly, Cham	2
-	59485862	-MAST GROUP (21 Ft.) (Extended Tilt) (Includes Items 1 thru 38)		20	59340919	-Rail Assembly, 2nd Section	1
1	59340828	-Rail, Inner (Includes Items 1 thru 19)	1	22	59383356	-Rail Assembly, Outer (Includes Items 22 thru 38)	1
2	59340455	-Spacer (Not Shown)	1	23	59311613	-Fitting, Lube	2
4	95085890	-Nut, Jam	4	24	59321281	-Pin, Spiral	3
5	59340638	-Anchor, Chain	2	25	59321273	-Pin, Tilt and Side Shift Cylinder	3
6	59341016	-Chain, Lift	2	26	59340877	-Bracket, Cylinder Mounting	1
7	59340646	-Pin, Lift Chain	2	27	95373585	-Bolt, Hex	4
11	59340521	-Roller Assembly, Chain	2	29	59340825	-Pin, Cylinder	1
12	95500122	-Pin, Spiral	2	30	59380071	-Pin, Spiral	1
13	59312603	-Pin, Roller Chain	2	31	59380089	-Tube Assembly	1
14	59379982	-Fitting, Lube	2	32	59340760	-Regulator, Flow (15 GPM)	1
15	95842548	-Bolt, Hex	1	33	58921550	-Cylinder	
16	95081808	-Washer, Lock	1	-	54971301	-Seal Kit	
17	95373585	-Screw, Cap	12	34	59938662	-Decal, Trademark	2
18	59565044	-Washer, Flat	12	35	59341040	-Decal, 12 Ft.	2
				37	59380030	-Decal, Control (Not Shown)	1
				38	59966952	-Decal, I-R (Not Shown)	3
						

RT-700F SERIES
PARTS MANUAL



ROLLER MAST INSTALLATION (12.5 AND 15 FT.)
RT-708F

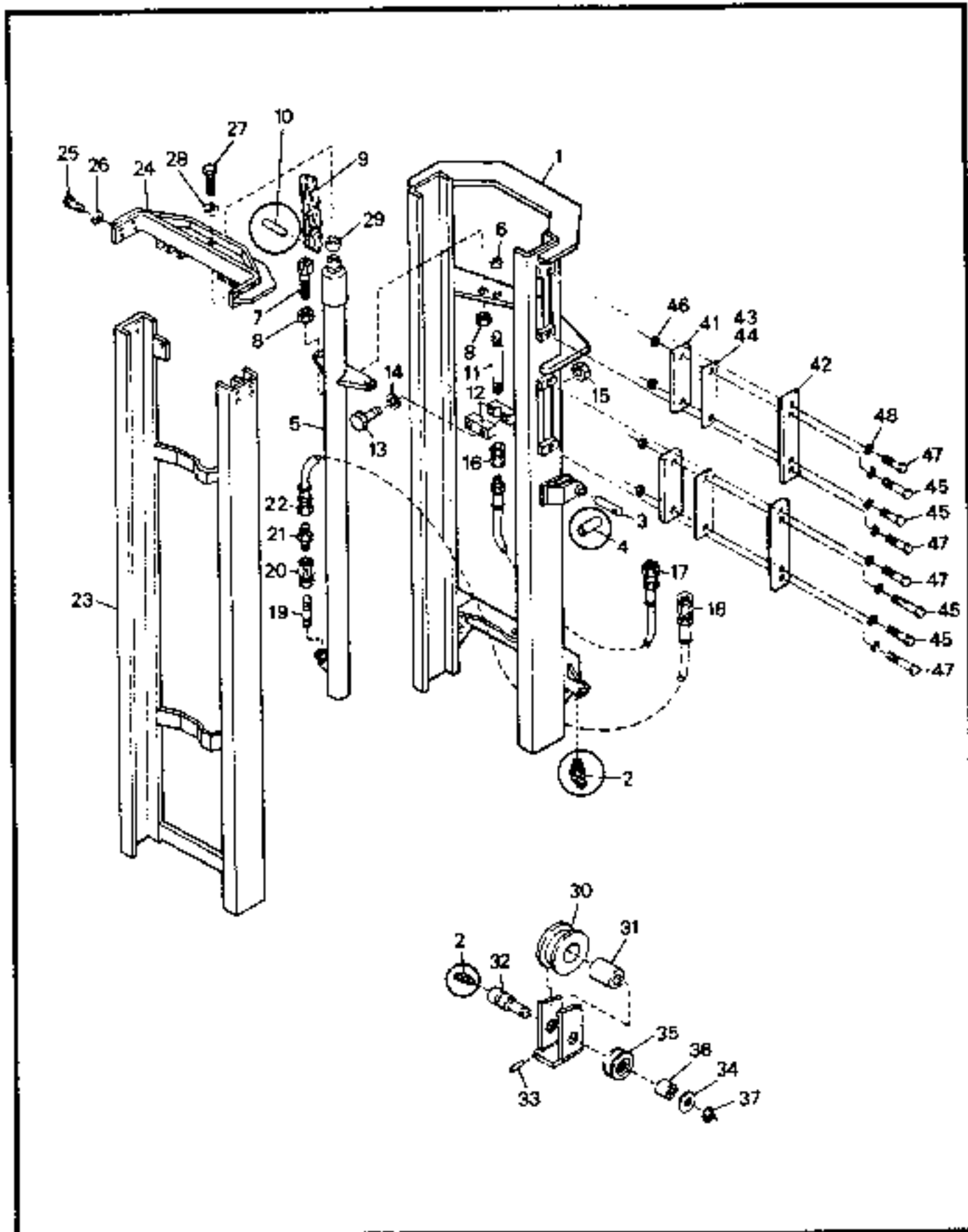
ROLLER MAST INSTALLATION (12.5 AND 15 FT.)

RT-208F

80

ITEM NO.	COMM. NO.	DESCRIPTION	QTY	ITEM NO.	COMM. NO.	DESCRIPTION	QTY
-	59353391	-MAST GROUP (12.5 ft.) (Includes Items 1 & 3 thru 32)	1	15	58780255	-Fitting, Lube	2
-	59377770	-MAST GROUP (15 ft.)	1	16	58780263	-Screw, Cap	1
-	59485821	-MAST GROUP (15 ft.) (Extended Title) (Includes Items 1 thru 32)	1	17	58780271	-Washer, Lock	1
1	58780206	-Rail, Inner (12.5 ft.) (Includes Items 3 thru 17)	1	18	58780297	-Rail, Outer (12.5 ft.) (Includes Items 19 thru 32)	1
-	58774258	-Rail, Inner (15 ft.) (Includes Items 2 thru 17)	1	-	58780289	-Rail, Outer (15 ft.) (Includes Items 2 & 19 thru 32)	1
2	58780214	-Sud, Roller (15 ft.)	2	19	58780305	-Screw, Cap, Outer Rail	4
3	59376855	-Bearing, Roller	4	20	58775511	-Washer, Lock	4
4	59357640	-Shim	A/R	21	58780313	-Bracket Assembly, Cylinder	1
5	59376863	-Shim	A/R	22	58780321	-Screw, Cap	4
6	59376871	-Block, Bearing	4	23	58780339	-Lock, Washer	4
7	59376889	-Screw, Flat Head	4	24	58780347	-Nut, Hex	4
8	58780222	-Nut, Hex	8	25	58780354	-Cylinder Assembly, Hydraulic (12.5 ft.)	1
9	59386565	-Anchor, Chain	4	-	58780362	-Cylinder Assembly, Hydraulic (15 ft.)	1
10	58845462	-Chain (12.5 ft.)	2	-	59017599	-Rod/Piston Assembly	1
-	58774266	-Chain (15 ft.)	2	-	59357663	-Seal Kit	1
-	59386573	-Pin, Chain	A/R	26	59394718	-Nipple, Pipe	1
-	58780230	-Plate, Link	A/R	27	59386409	-Regulator, Flow (15 GPM)	1
11	59376848	-Roller Assembly, Chain (Includes Item 12)	2	28	58780370	-Screw, Cap	1
12	59971382	-Bearing, Chain Roller	2	29	58780388	-Washer, Lock	1
13	59376830	-Pin, Roller Chain	2	30	59386334	-Decal, Trademark	2
14	58780248	-Pin, Spring	2	31	59993360	-Decal, 12 ft. (12.5 ft.)	2
				-	-	-Decal, 15 ft. (15 ft.)	2
				32	58780404	-Plate, Guard	2

**RT-700F SERIES
PARTS MANUAL**



**MAST ASSEMBLY (OUTER & 2ND RAIL) 4-RAIL SLIDER (30 FT.)
RT-708F**

MAST ASSEMBLY (OUTER & 2ND RAIL) 4-RAIL SLIDER (30 FT.)

RT-788F

79

ITEM NO.	COMM. NO.	DESCRIPTION	QTY	ITEM NO.	COMM. NO.	DESCRIPTION	QTY
-	58780578	MAST GROUP (30 L.)		26	58775511	-Washer, Lock	10
1	58780586	-Outer Rail Assembly	1	27	58780727	-Bolt, Hex	1
2	58780479	-Fitting, Lube	4	28	58780271	-Washer, Lock	1
3	59321273	-Pin, Pivot	2	29	58780735	-Spacer	1
4	59321281	-Pin, Spiral	2	30	59376848	-Roller Assembly, Chain	2
5	58780594	-Cylinder Assembly, 2nd Stage Lift	1	31	59971382	-Bushing	2
6	58780602	-Washer, Flat	A/R	32	58780743	-Pin, Roller	2
7	59386365	-Anchor, Chain	2	33	58780479	-Pin, Spiral	2
8	58780222	-Nut, Jam	4	34	58780750	-Washer, Flat	2
9	58780610	-Chain, Lift	2	35	58780768	-Sleeve Assembly	1
10	59386573	-Pin, Lift Chain	4	36	58780776	-Bushing	1
11	58780628	-Nipple, Pipe	1	37	58780784	-E-Ring	1
12	58780636	-Clamp	2	38	59386334	-Decal, Trademark (Not Shown)	2
13	58780644	-Bolt, Hex	2	39	59334896	-Decal (30 ft.) (Not Shown)	2
14	58780651	-Washer, Lock	2		58780792	-Service Kit, Wear Plate (Not Shown) (Includes Wear Plate & Instruction Sheet)	1
15	58780669	-Nut, Hex	2				
16	58780677	-Adapter, Swivel Union	1				
17	58780685	-Hose Assembly	1	40	58780560	-Plate, Guard (Not Shown)	2
18	59357673	-Hose Assembly	1	41	58780800	-Pad, Wear	4
19	59394718	-Nipple, Pipe	1	42	58780818	-Pad, Support	4
20	59386409	-Regulator, Flow (15 GPH)	1	43	58780826	-Shim (.030)	4
21	95219721	-Connector	1	44	58780834	-Shim (.060)	4
22	59380022	-Fitting, Tube	1	45	58780842	-Screw, Cap	8
23	58780693	-2nd Rail Assembly	1	46	58780859	-Nut, Jam	8
24	58780701	-Support Assembly, Top	1	47	58780905	-Screw, Cap	8
25	58780719	-Bolt, Hex	10	48	58775511	-Washer, Lock	16

**RT-700F SERIES
PARTS MANUAL**

NOT AVAILABLE AT TIME OF PUBLICATION

**MAST ASSEMBLY (INNER & 3RD RAIL) 4-RAIL SLIDER (30 FT.)
RT-700F**

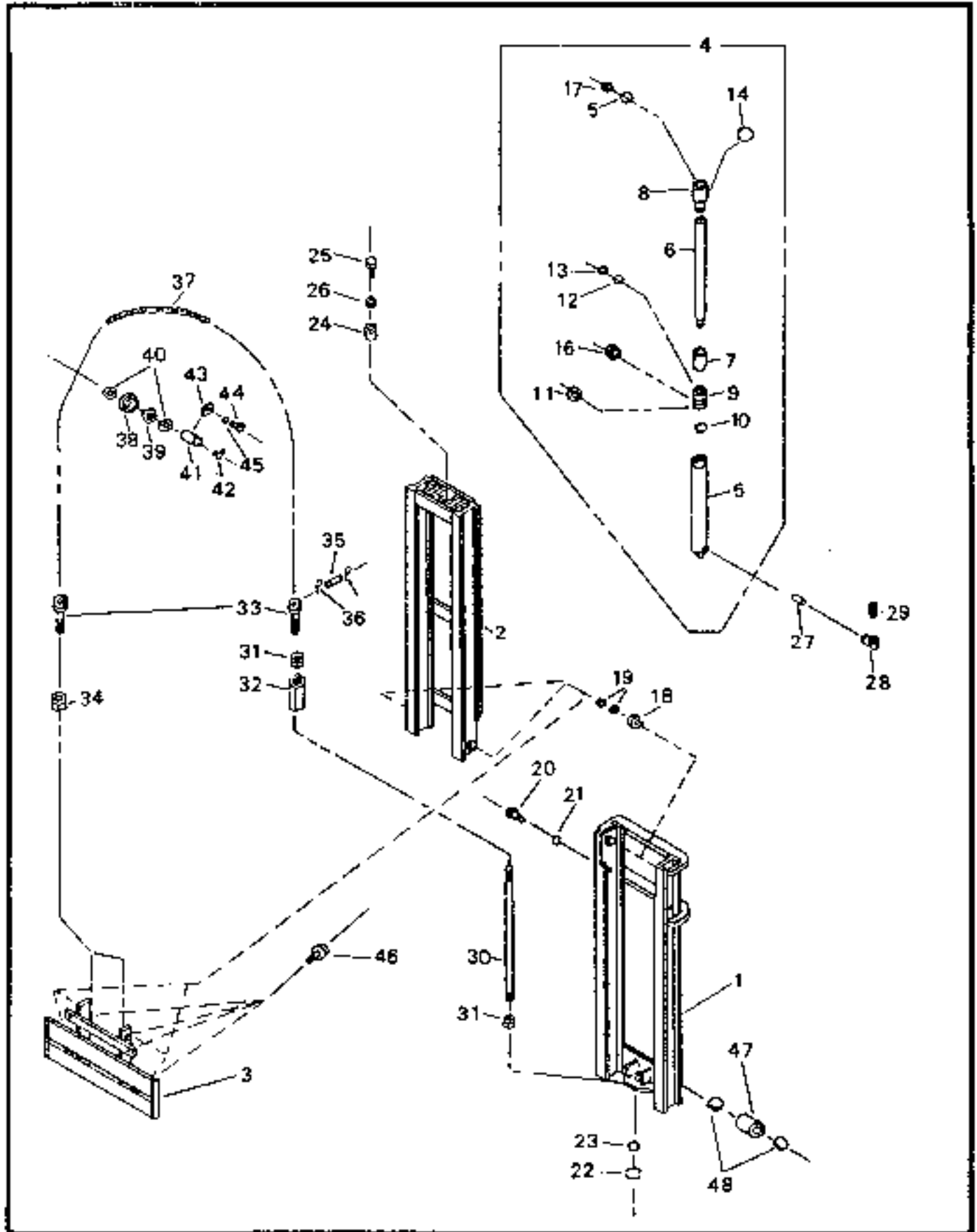
MAST ASSEMBLY (INNER & 3RD RAIL) 4-RAIL SLIDER (30 FT.)

RT-708F

79

ITEM NO.	COMM. NO.	DESCRIPTION	QTY	ITEM NO.	COMM. NO.	DESCRIPTION	QTY
		<p>MAST ASSEMBLY (INNER & 3RD RAIL) 4-RAIL SLIDER (30 FT.) (58780578)</p> <p>-----</p> <p><i>NOTE: Not Available at Time of Publication.</i></p>					

RT-700F SERIES
PARTS MANUAL



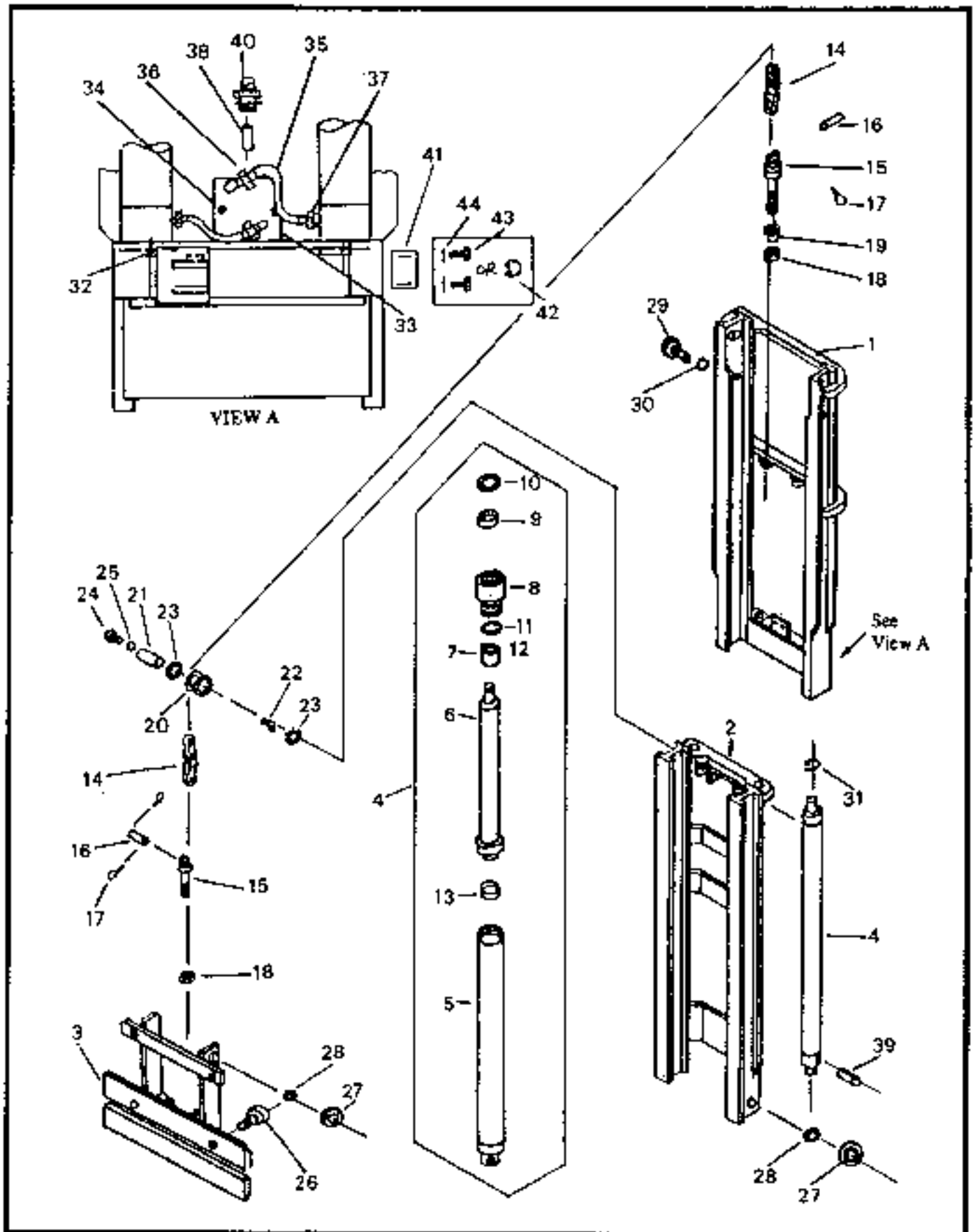
OLOFSSON SIMPLEX MAST - 2-RAIL ROLLER (10 & 14 FT.) - INTERNAL BREAKDOWN
RT-705F

OLOFSSON SIMPLEX MAST - 2-RAIL ROLLER (10 & 14 FT.) - INTERNAL BREAKDOWN
RT-705F

93

ITEM NO.	COMM. NO.	DESCRIPTION	QTY	ITEM NO.	COMM. NO.	DESCRIPTION	QTY
		<i>NOTE: When Items 1 thru 3, 5 thru 7, 30 & 37 are required, mast height must be specified.</i>		21	58781311	-Washer, Lock	2
				22	58781048	-Ring, Retaining	1
				23	58781055	-Washer (Cylinder Base)	1
1	58780875	-Rail, Outer	1	24	58781063	-Spacer	1
2	58780883	-Rail, Inner	1	25	58781071	-Screw (Cylinder Top)	1
3	59312660	-Carriage Assembly, 48" Hook	1	26	58781089	-Washer, Lock	1
-	59312686	-Carriage Assembly, 60" Hook	1	27	58781097	-Valve, Flow	1
-	59312785	-Carriage Assembly, 60" Shaft	1	28	58781105	-Fitting	1
4	58780891	-Cylinder Assembly (Includes Items 5 thru 17)	1	29	58781113	-Fitting	1
5	58780909	-Tube, Outer	1	30	58781121	-Rod, Connecting	2
6	58780917	-Rod, Cylinder	1	31	58781139	-Nut	4
7	58780925	-Spacer	1	32	58781147	-Turnbuckle	2
8	58780933	-Nut, Gland	1	33	58773789	-Anchor, Chain	4
9	58780941	-Piston	1	34	58773953	-Nut, Chain Anchor	2
10	58780958	-Ring, Retaining	1	35	58773946	-Pin, Chain Connecting	4
-	58780966	-Packing Kit (Includes Items 11 thru 17)	1	36	58781402	-Pin, Cotter	8
11	58780974	-U-Cup (Piston)	1	37	58781444	-Chain	2
12	58780982	-O-Ring (Piston)	1	38	58781154	-Roller, Chain	2
13	58780990	-Ring, Back-Up	1	39	58781162	-Bearing	2
14	58781006	-O-Ring, Outer (Gland)	1	40	58781170	-Washer, Thrust	4
15	58781014	-O-Ring, Inner (Gland)	1	41	58781188	-Roller, Shaft-Chain	2
16	58781022	-Ring, Wear	1	42	58781196	-Fitting, Grease	2
17	58781030	-Wiper	1	43	58775602	-Lock (Shaft)	2
18	58781287	-Roller, Load	8	44	58781378	-Screw	2
19	58781295	-Shim	16	45	58781386	-Washer, Lock	2
20	58781303	-Bolt, Rail Stop	2	46	58781634	-Roller, Thrust	4
				47	58768094	-Bushing	2
				48	58775610	-Ring, Retaining	4
						

RT-700F SERIES
PARTS MANUAL



OLOFSSON MULTIVIEW MAST - 2-RAIL ROLLER (10, 12 & 14 FT.) - INTERNAL BREAKDOWN
RT-705F

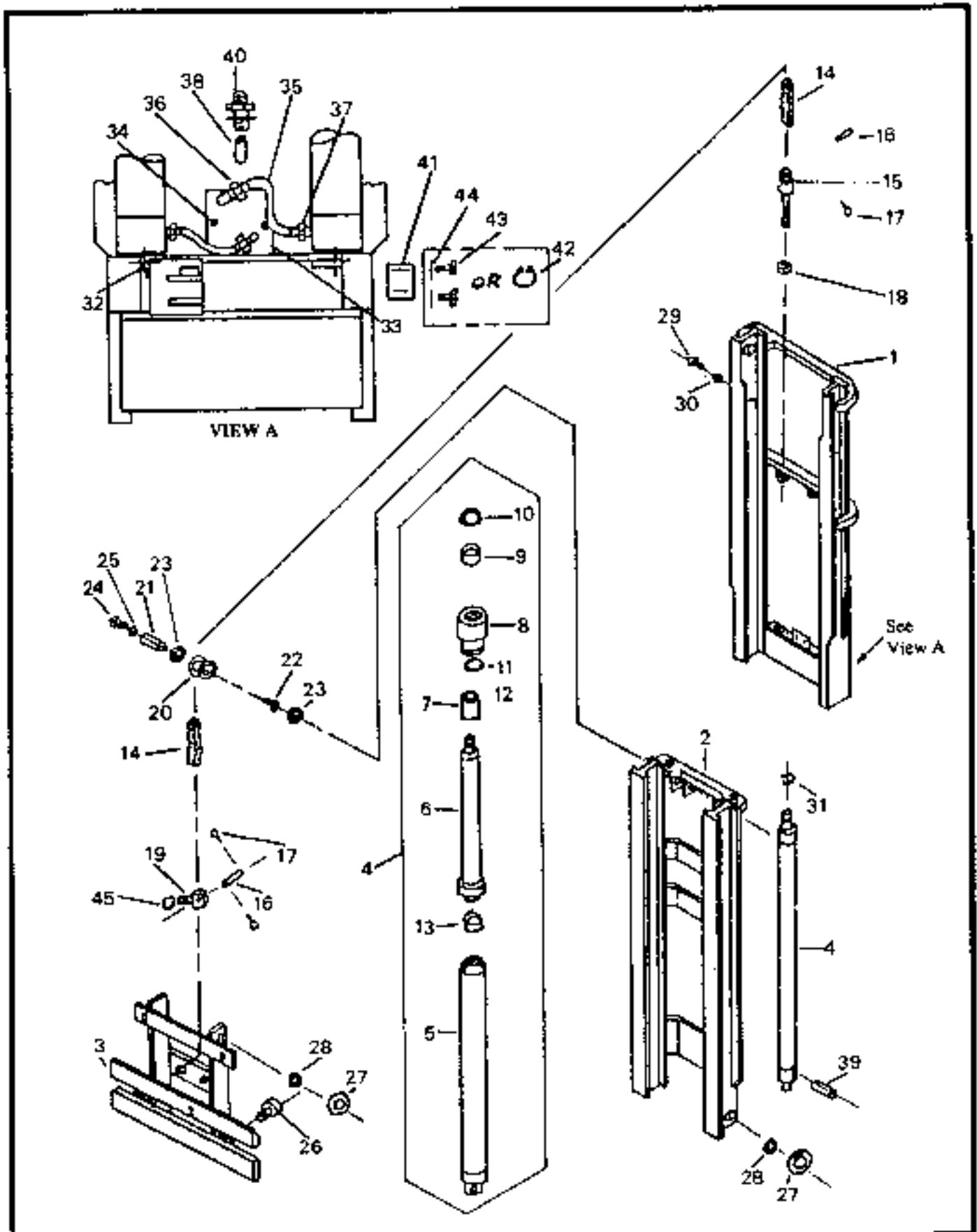
OLOFSSON MULTIVIEW MAST - 2-RAIL ROLLER (10, 12 & 14 FT.) - INTERNAL BREAKDOWN

RT-785F

97

ITEM NO.	COMML NO.	DESCRIPTION	QTY	ITEM NO.	COMML NO.	DESCRIPTION	QTY
		<i>NOTE: When Items 5 thru 7 and 14 are required, mast height must be specified.</i>		19	58775917	-Insert, Chain Anchor	2
1	58775842	-Rail, Outer	1	20	58775784	-Roller, Chain	2
2	58775859	-Rail, Inner	1	21	58775925	-Pin, Chain Roller	2
3	59419887	-Carriage Assembly, 48" Hook	1	22	58781394	-Fitting, Grease	2
-	59430314	-Carriage Assembly, 48" Shaft	1	23	58775933	-Spacer	4
-	59388504	-Carriage Assembly, 60" Hook	1	24	58781378	-Screw	2
-	58775867	-Carriage Assembly, 60" Shaft	1	25	58781386	-Washer, Lock	2
4	58775867	-Cylinder Assembly (Includes Items 5 thru 13)	2	26	58781634	-Roller, Thrust	4
5	58775651	-Tube, Outer	2	27	58781287	-Roller, Load	8
6	58775669	-Rod and Piston Assembly	2	28	58781295	-Shim	24
7	58781253	-Spacer	2	29	58781303	-Bolt, Rail Stop	2
8	58781220	-Nut, Gland	2	30	58781311	-Washer, Lock	2
-	58781238	-Packing Kit (Includes Items 9 thru 13)	2	31	58781451	-Ring, Retaining (Cylinder)	4
9	58775677	-U-Cup (Gland)	2	32	58781683	-Screw, Cylinder Retaining	2
10	58775685	-Wiper	2	33	58775941	-Block, Manifold	2
11	58775693	-O-Ring	2	34	58781519	-Bolt, Mounting	2
12	58775701	-Ring, Backup	2	35	58781527	-Hose Assembly	2
13	58775719	-Ring, Wear	2	36	58781535	-Fitting, 90°	2
14	58775875	-Chain	2	37	58781543	-Fitting, Straight	2
15	58775883	-Anchor, Chain	4	38	58781550	-Valve, Flow	1
16	58775891	-Pin, Chain	4	39	58781568	-Limiter, Flow	1
17	58775909	-Pin, Cotter	8	40	58845371	-Fitting, Straight (10 ORB-8 ORS)	1
18	58781485	-Nut	4	41	58768094	-Bushing	2
				42	58775610	-Ring, Retaining	2
				43	58775834	-Screw	6
				44	58781709	-Washer	6
				45	58775958	-Ring, Retaining	2

RT-700F SERIES
PARTS MANUAL



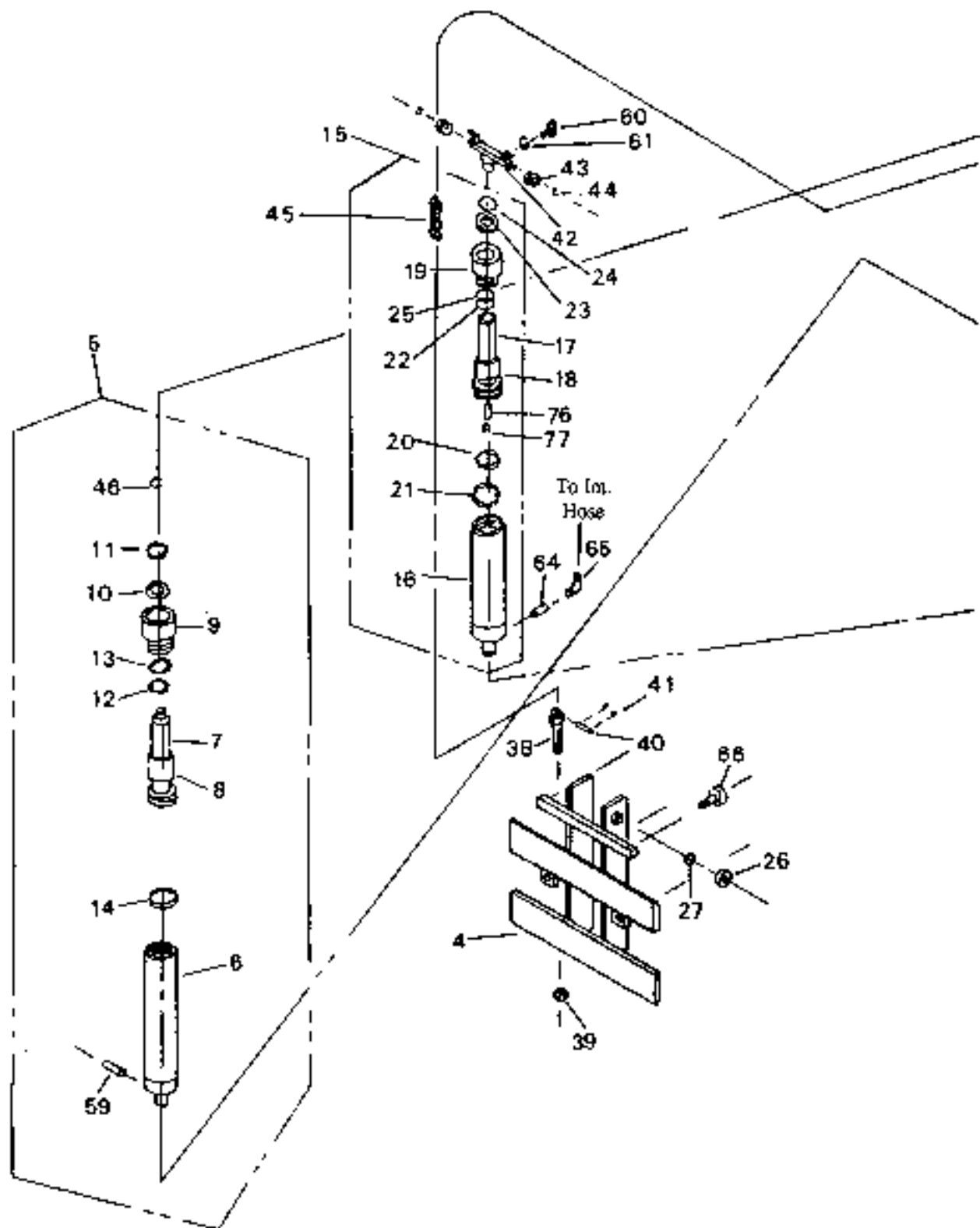
GLOFSSON MULTIVIEW MAST - 2-RAIL ROLLER (12 & 16 FT.) - INTERNAL BREAKDOWN
RT-700F

**OLOFFSSON MULTIVIEW MAST - 2-RAIL ROLLER (12 & 16 FT.) - INTERNAL BREAKDOWN
RT-700F**

96

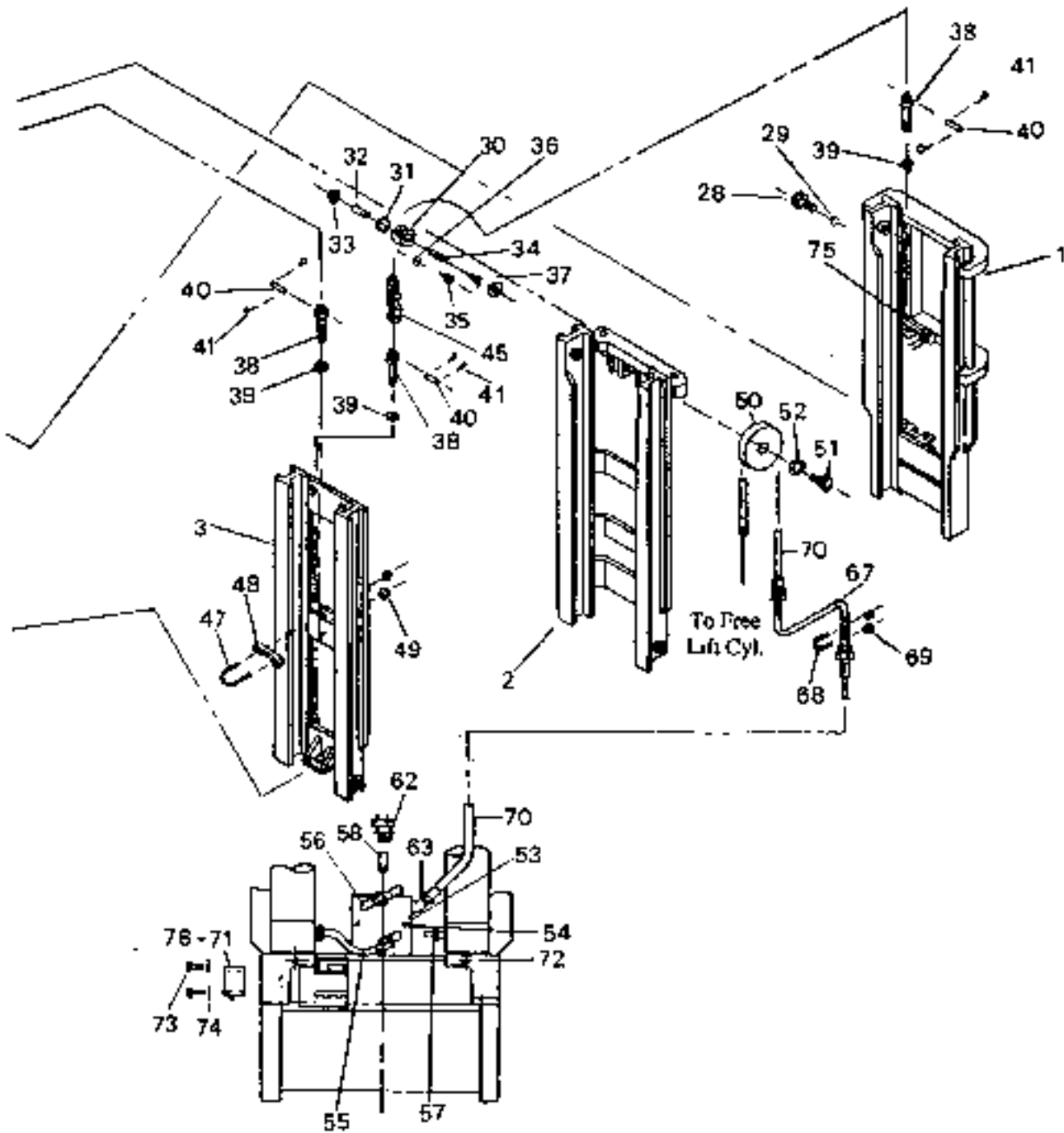
ITEM NO.	COMM. NO.	DESCRIPTION	QTY	ITEM NO.	COMM. NO.	DESCRIPTION	QTY
		<i>NOTE: When Items 5 thru 7 and 14 are required, mast height must be specified.</i>		19	58775958	-Pin, Chain Anchor	2
1	58775842	-Rail, Outer	1	20	58775784	-Roller, Chain	2
2	58775859	-Rail, Inner	1	21	58775925	-Pin, Chain Roller	2
3	59419846	-Carriage Assembly, 4 Roller, 60" Hook	1	22	58781394	-Fitting, Grease	2
-	59419861	-Carriage Assembly, 4 Roller, 60" Shaft	1	23	58775933	-Spacer	4
-	59487264	-Carriage Assembly, 6 Roller, 60" Hook	1	24	58781378	-Screw	2
-	59487280	-Carriage Assembly, 6 Roller, 60" Shaft	1	25	58781386	-Washer, Lock	2
4	58775867	-Cylinder Assembly (Includes Items 5 thru 13)	2	26	58781634	-Roller, Thrust	4
5	58775651	-Tube, Outer	2	27	58781287	-Roller, Load	8
6	58775669	-Rod and Piston Assembly	7	28	58781295	-Shim	24
7	58781253	-Spacer	2	29	58781303	-Bolt, Stop	2
8	58781220	-Nut, Gland	2	30	58781311	-Washer, Lock	2
-	58781238	-Packing Kit (Includes Items 9 thru 13)	2	31	58781451	-Ring, Retaining (Cylinder)	4
9	58775677	-U-Cup (Gland)	2	32	58781683	-Bolt, Cylinder Retaining	2
10	58775685	-Wiper	2	33	58775941	-Block, Manifold	1
11	58775693	-O-Ring	2	34	58781519	-Bolt	2
12	58775701	-Ring, Back-Up	2	35	58781527	-Hose Assembly	2
13	58775719	-Ring, Wear	2	36	58781535	-Fitting, 90°	2
14	58781444	-Chain	2	37	58781543	-Fitting, Straight	2
15	58773789	-Anchor, Chain	2	38	58781550	-Valve, Flow	1
16	58773946	-Pin, Chain	4	39	58781568	-Limiter, Flow	1
17	58781402	-Pin, Cotter	8	40	58845371	-Fitting, 45° ORS	1
18	58775941	-Nut	2	41	58768094	-Bushing	2
				42	58775610	-Ring, Retaining	2
				43	58775834	-Screw	6
				44	58781709	-Washer	6
				45	58775958	-Ring, Retaining	2

RT-700F SERIES
PARTS MANUAL



OLOFSSON ULTRAVIEW MAST - 3-RAIL (74 IN. FREE LIFT - 16 FT.) INTERNAL BREAKDOWN
RT-708F

RT-700F SERIES
PARTS MANUAL



OLOFSSON ULTRAVIEW MAST - 3-RAIL (74 IN. FREE LIFT - 16 FT.) INTERNAL BREAKDOWN
RT-708F

**RT-700F
PARTS MANUAL**

Always use Ingersoll-Rand Replacement parts!

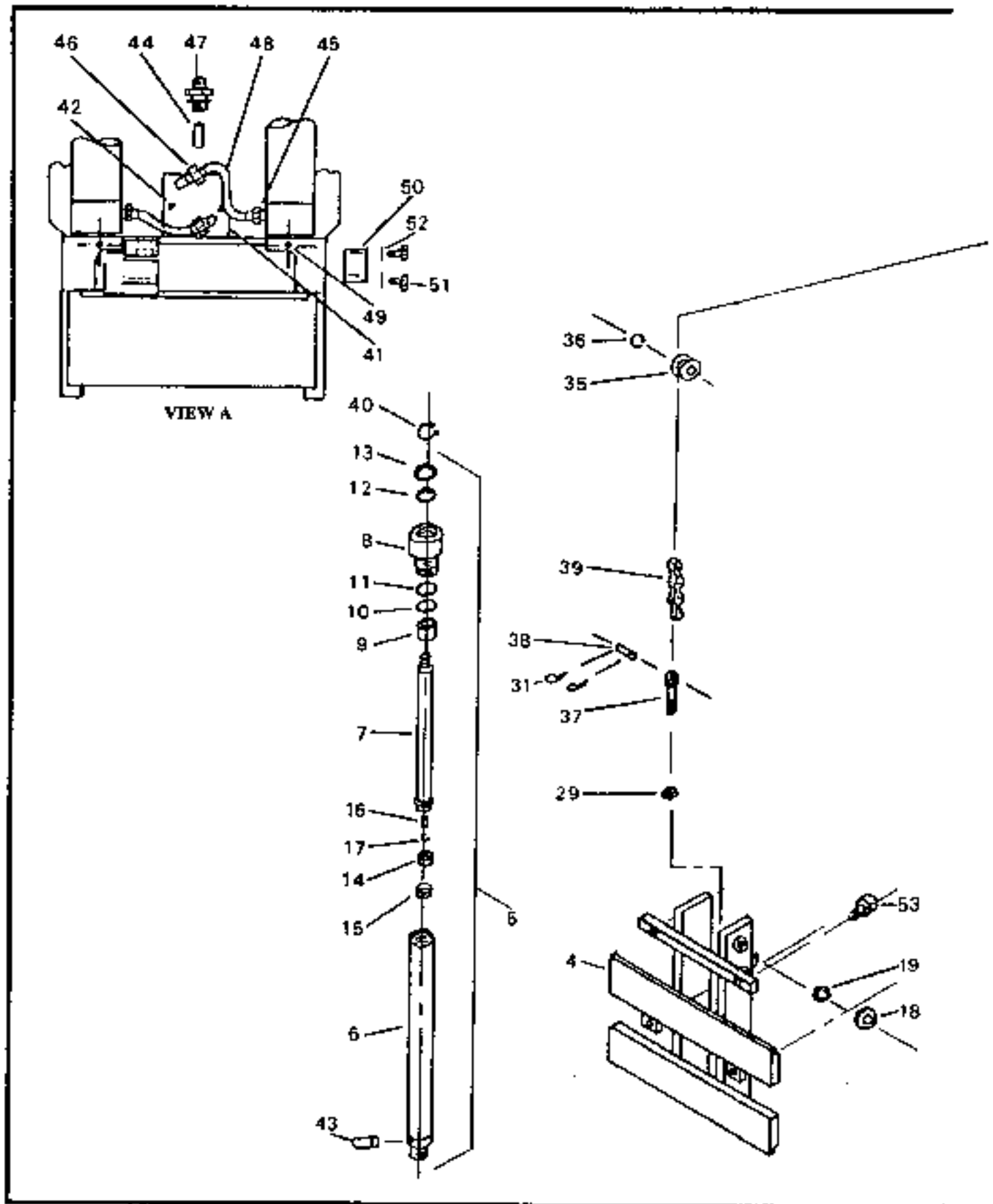
OLOFSSON ULTRAVIEW MAST - 3-RAIL (74 IN. FREE LIFT - 16 FT.) INTERNAL BREAKDOWN

RT-708F

92

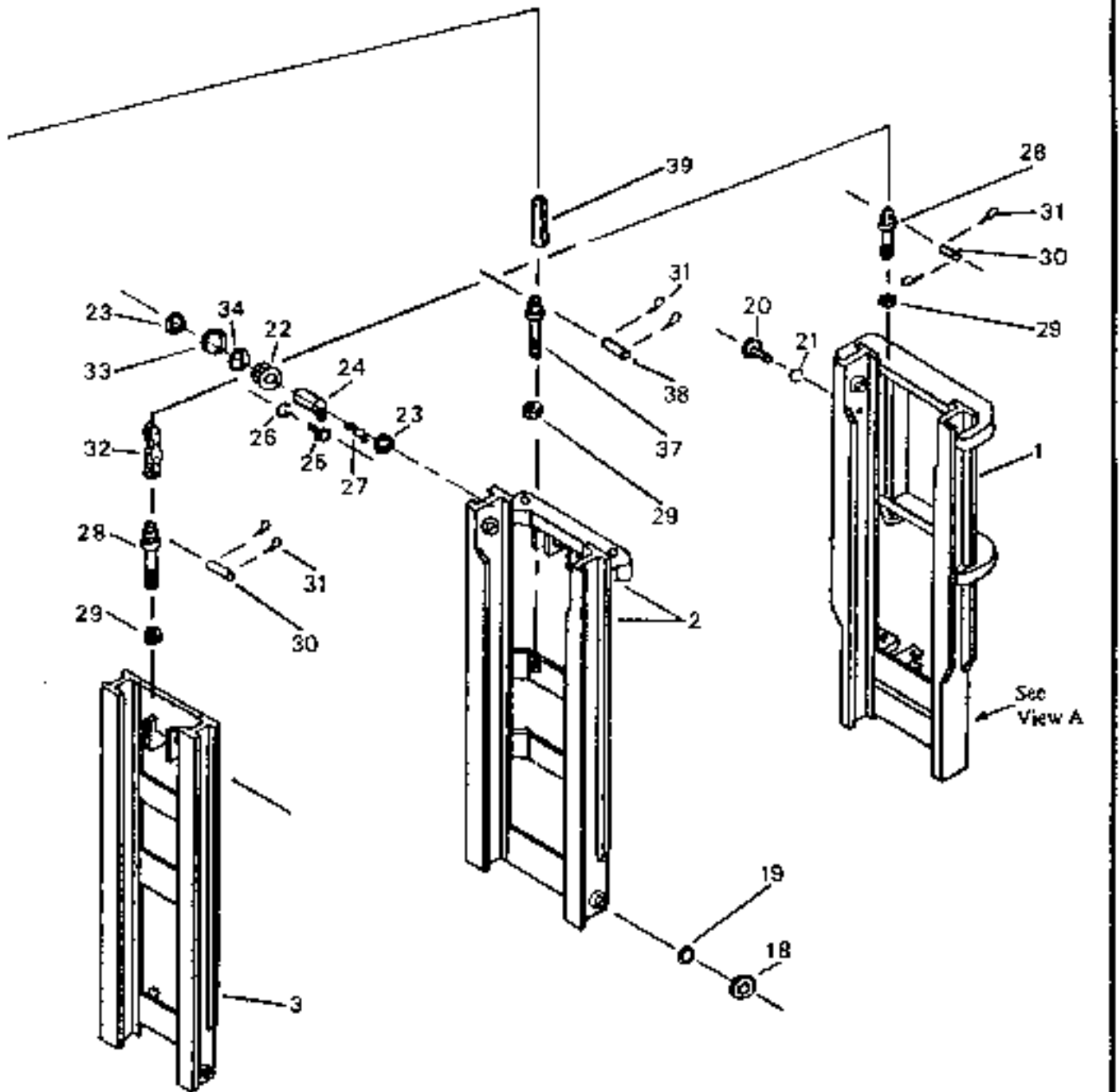
ITEM NO.	COMM. NO.	DESCRIPTION	QTY	ITEM NO.	COMM. NO.	DESCRIPTION	QTY
		<i>NOTE: When items 1 thru 3, 5 thru 8, 11 thru 18, 43 and 70 are required, mast height must be specified.</i>		35	58781378	-Screw	2
				36	58781386	-Washer, Lock	2
				37	58781394	-Fitting, Grease	2
1	58775628	-Outer Rail Assembly	1	38	58773789	-Anchor, Chain	8
2	58775636	-Middle Rail Assembly	1	39	58773953	-Nut, Chain Anchor	8
3	58775644	-Inner Rail Assembly	1	40	58773946	-Pin, Chain Connecting	8
4	59308106	-Carriage Assembly, 60" Hook (6000 lbs)	1	41	58781402	-Pin, Corner	16
-	59308166	-Carriage Assembly, 60" Shaft (6000 lbs)	1	42	58781410	-Cylinder Head Assembly	1
-	59419929	-Carriage Assembly, 60" Shaft (8000 lbs)	1	43	58775784	-Roller, Chain (Carriage)	2
5	58781204	-Cylinder Assembly (Secondary) (Includes Items 6 thru 14, 46 & 59)	2	44	58781436	-Ring, Retaining	2
6	58775651	-Tube, Outer	2	45	58781444	-Chain	4
7	58775669	-Rod and Piston Assembly	2	46	58781451	-Ring, Retaining (Included with Item 5)	2
8	58781253	-Spacer	2	47	58781469	-U-Bolt	1
9	58781220	-Nut, Gland	2	48	58781477	-Block, Retainer	1
-	58781238	-Packing Kit (Includes Items 10 thru 14)	2	49	58781485	-Nut	2
10	58775677	-U-Cup, Gland	2	50	58781493	-Sheave, Hose	1
11	58775685	-Wiper	2	51	58775792	-Bolt, Hose Sheave	1
12	58775693	-O-Ring	2	52	58781501	-Washer	1
13	58775701	-Ring, Backup	2	53	58775800	-Block, Manifold	1
14	58775719	-Ring, Wear	2	54	58781519	-Bolt, Mounting	2
15	58781246	-Cylinder Assembly, Free Lift (Includes Items 16 thru 25, 76 & 77)	1	55	58781527	-Hose Assembly	2
16	58775727	-Tube, Outer	1	56	58781535	-Fitting, 90°	2
17	58775735	-Rod and Piston Assembly	1	57	58781543	-Fitting, Str.	2
18	58781253	-Spacer	1	58	58781550	-Valve, Flow	1
19	58781261	-Nut, Gland	1	59	58781568	-Limitter, Flow (Included with Item 5)	1
-	58781279	-Packing Kit (Includes Items 20 thru 25)	1	60	58781576	-Bolt, Cylinder Head	1
20	58775743	-Ring, Wear	1	61	58781584	-Washer, Lock	1
21	58775750	-U-Cup, Piston	1	62	58845371	-Fntng. Straight (10 ORB-8 ORS)	1
22	58775768	-O-Ring	1	63	58781600	-Fntng. 45°	1
23	58775677	-U-Cup, Gland	1	64	58781618	-Limitter, Flow	1
24	58775685	-Wiper	1	65	58781626	-Fntng. 90°	1
25	58775776	-Ring, Backup	1	66	58781634	-Roller, Thrust	4
26	58781287	-Roller, Load	12	67	58781642	-Tube, "S"	1
27	58781295	-Shim	24	68	58775818	-U-Bolt	1
28	58781303	-Bolt, Rail Stop	2	69	58775826	-Nut	2
29	58781311	-Washer, Lock	2	70	58781667	-Hose Assembly	2
30	58781329	-Roller, Chain	2	71	59438903	-Bushing (For 6000 lb.)	2
31	58781337	-Bearing, Outer	2	72	58781683	-Screw	2
32	58781345	-Bearing, Inner	2	73	58775834	-Screw	6
33	58781352	-Washer, Retainer	4	74	58781709	-Washer	6
34	58781360	-Pin, Chain Roller	2	75	58781717	-Tube Clamp, "S"	1
				76	58781725	-Valve, Check (Included with Item 15)	1
				77	58781733	-Ring, Retaining (Included with Item 15)	1
				78	58768094	-Bushing (For 5000 lb.)	2
						

RT-700F SERIES
PARTS MANUAL



OLOFSSON MULTIVIEW MAST - 3-RAIL ROLLER (22 & 30 FT.) - INTERNAL BREAKDOWN
RT-708F

RT-700F SERIES
PARTS MANUAL



OLOFSSON MULTIVIEW MAST - 3-RAIL ROLLER (22 & 30 FT.) - INTERNAL BREAKDOWN
RT-708F

**RT-700F
PARTS MANUAL**

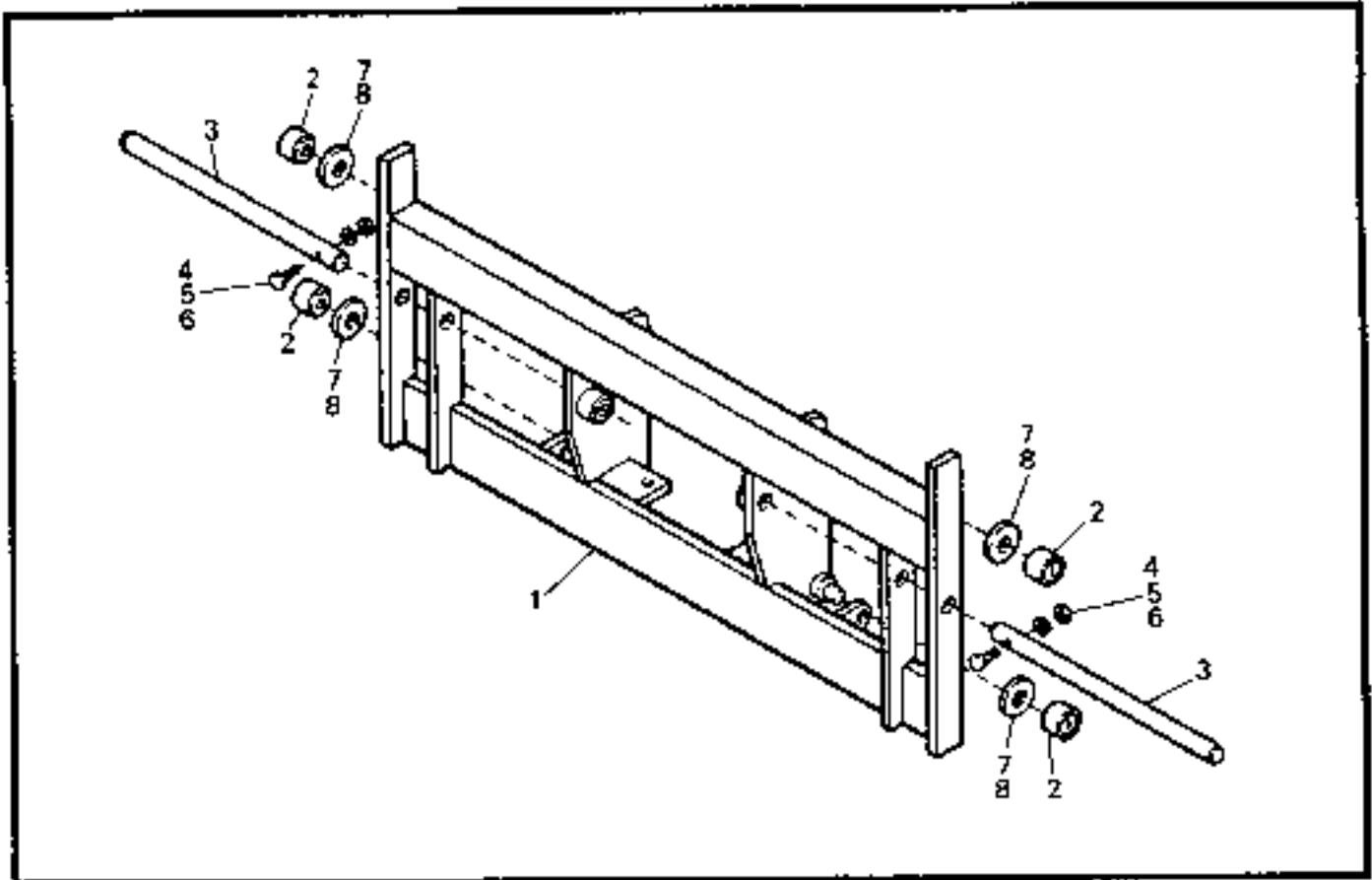
Always use Ingersoll-Rand Replacement parts!

OLOFSSON MULTIVIEW MAST - 3-RAIL ROLLER (22 & 30 FT.) - INTERNAL BREAKDOWN
RT-788F

98

ITEM NO.	COMM. NO.	DESCRIPTION	QTY	ITEM NO.	COMM. NO.	DESCRIPTION	QTY
		<i>NOTE: When items 1 thru 3, 5 thru 7, 9, 32, and 39 are required, mast height must be specified.</i>		23	58781352	-Washer, Retaining	4
1	58775446	-Rail, Outer	1	24	58781360	-Pin, Chain Roller	2
2	58775453	-Rail, Inner	1	25	58781378	-Screw	2
3	58775461	-Rail, Inner	1	26	58781386	-Washer, Lock	2
4	59307900	-Carriage Assembly, 4 Roller, 60" Hook	1	27	58781394	-Fitting, Grease	2
-	59307926	-Carriage Assembly, 4 Roller, 60" Shaft	1	28	58784950	-Anchor, Chain	4
-	59307942	-Carriage Assembly, 6 Roller, 60" Hook	1	29	58773953	-Nut, Chain Anchor	8
-	59307967	-Carriage Assembly, 6 Roller, 60" Shaft	1	30	58784968	-Pin, Chain Connecting	4
5	58775479	-Cylinder Assembly (Includes items 6 thru 17 and 43)	2	31	58781402	-Pin, Cover	16
6	58775487	-Tube, Outer	2	32	58784976	-Chain, Rail	2
7	58775495	-Rod and Piston Assembly	2	33	58781337	-Bearing, Outer	2
8	58784901	-Nut, Gland	2	34	58781345	-Bearing, Inner	2
9	58781253	-Spacer	2	35	58775784	-Roller, Carriage Chain	2
-	58784992	-Packing Kit (Includes items 10 thru 15)	2	36	58781436	-Ring, Retaining	2
10	58784919	-O-Ring	2	37	58773789	-Anchor, Chain	4
11	58784927	-Ring, Backup	2	38	58773946	-Pin, Chain Connecting	4
12	58775677	-U-Cup (Gland)	2	39	58781444	-Chain, Carriage	2
13	58775685	-Wiper	2	40	58781451	-Ring, Retaining	2
14	58784935	-Ring, Wear	2	41	58775941	-Block, Manifold	1
15	58784950	-U-Cup (Piston)	2	42	58784984	-Bolt, Mounting	2
16	58781725	-Valve, Check	2	43	58781568	-Limiter, Flow (Includes with Item 5)	1
17	58781733	-Ring, Retaining	2	44	58781550	-Valve, Flow	1
18	58781287	-Roller, Load	14	45	58781543	-Fitting, Straight	2
19	58781295	-Shim	42	46	58781535	-Fitting, 90°	2
20	58781303	-Bolt, Rail Stop	2	47	58845371	-Fitting, Str. (10 ORB - 8 OKS)	1
21	58781311	-Washer, Lock	2	48	58781527	-Hose Assembly	2
22	58781329	-Roller, Chain	2	49	58781653	-Sealscrew	2
				50	59438903	-Bushing	2
				51	58775834	-Screw	6
				52	58781709	-Washer	6
				53	58781634	-Roller, Thrust	4

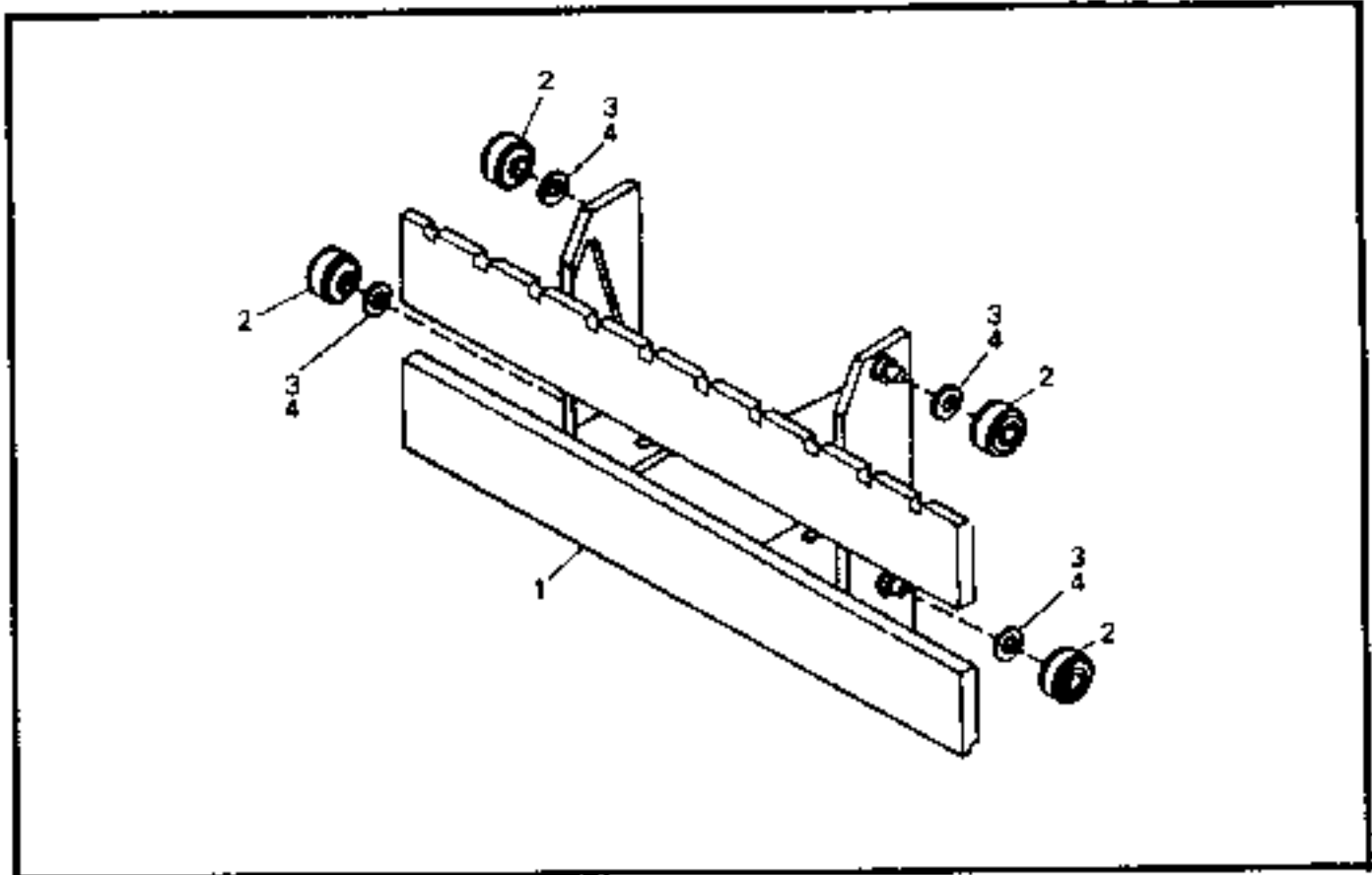
RT-700F SERIES
PARTS MANUAL



CARRIAGE SHAFT MOUNT (64 IN.)
RT-705F

ITEM NO.	COMM. NO.	DESCRIPTION	QTY	ITEM NO.	COMM. NO.	DESCRIPTION	QTY
1	59388009	-Carriage Assembly (Includes Items 2 thru 8)	1	5	58775511	-Washer, Lock	2
2	59971119	-Bearing, Roller	4	6	58775529	-Nut	2
3	59394551	-Shaft, Fork	2	7	59407825	-Shim	4
4	58775503	-Screw, Cap	2	8	59407833	-Shim	4
						

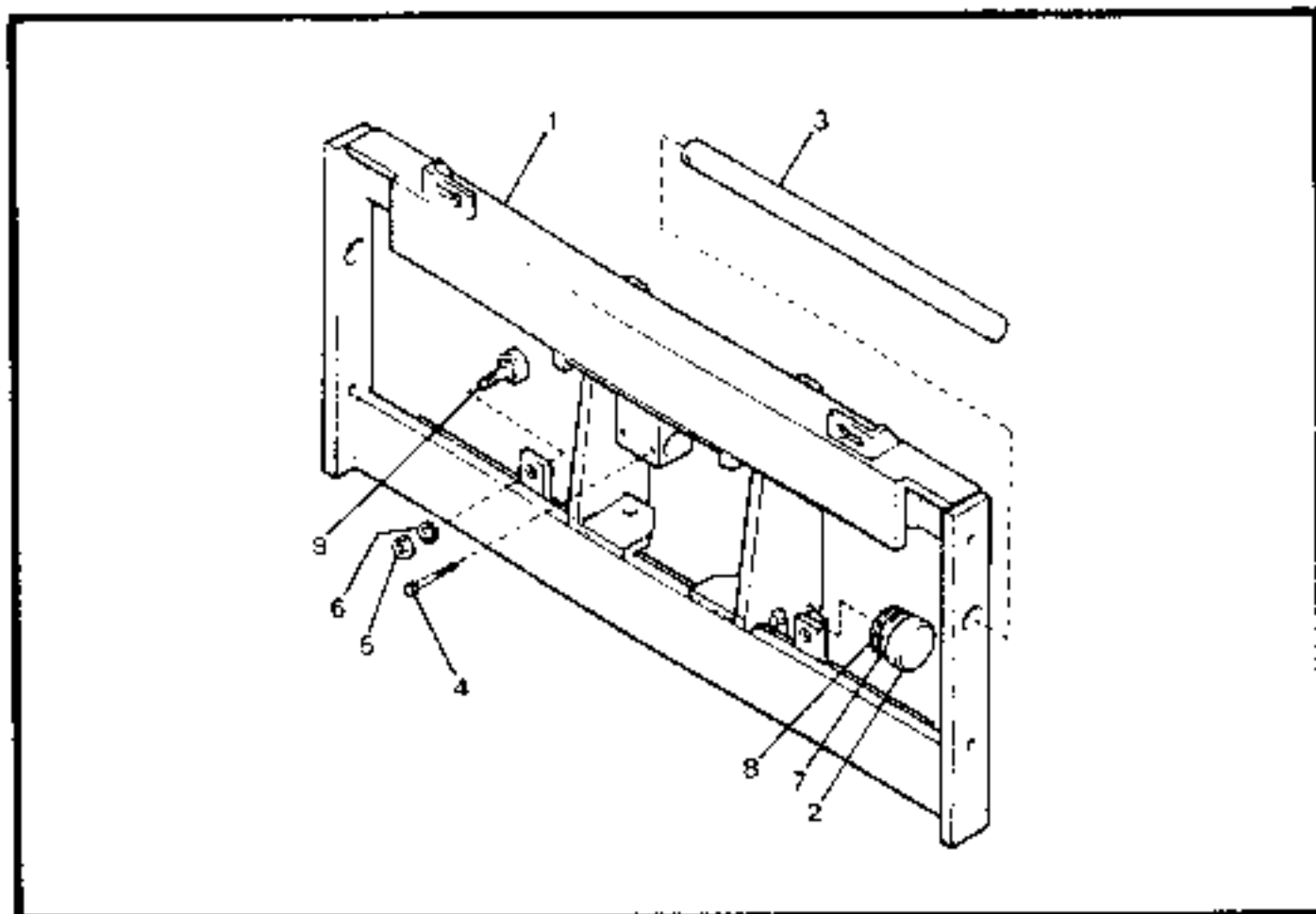
**RT-700F SERIES
PARTS MANUAL**



**CARRIAGE HOOK MOUNT (64 IN.)
RT-705F**

ITEM NO.	COMM. NO.	DESCRIPTION	QTY	ITEM NO.	COMM. NO.	DESCRIPTION	QTY
1	59388017	-Carriage Assembly (Includes Items 2 thru 4)	1	3	59407825	-Shim (.049 Thick)	4
2	59971119	-Bearing, Roller	4	4	59407833	-Shim (.083 Thick)	4

RT-700F SERIES
PARTS MANUAL

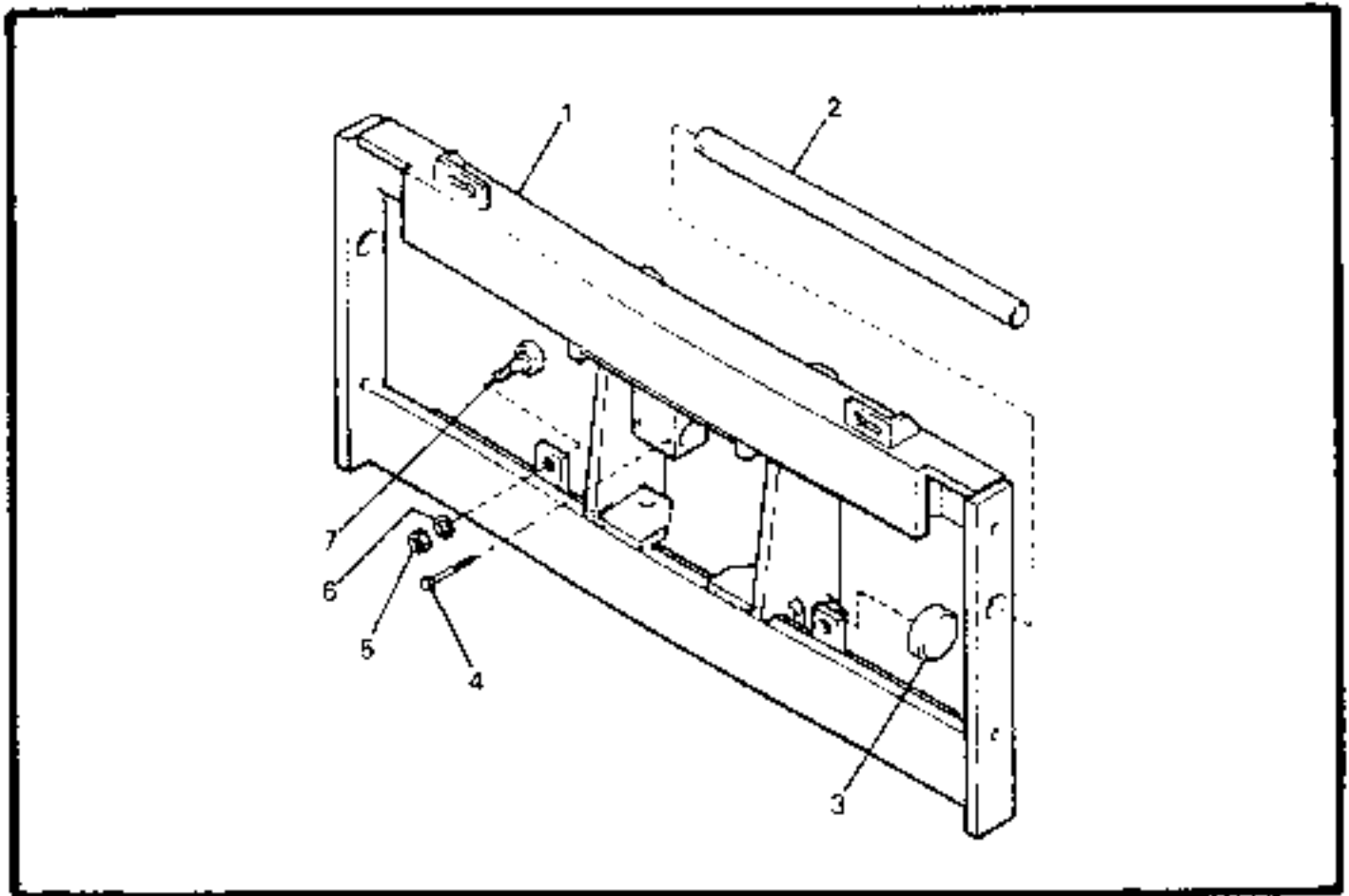


CARRIAGE SHAFT MOUNT (48 IN.)
RT-700F

73

ITEM NO.	COMM. NO.	DESCRIPTION	QTY	ITEM NO.	COMM. NO.	DESCRIPTION	QTY
1	59377796	-Carriage Assembly	1	6	95081824	-Washer, Lock (1/2)	2
2	59971275	-Bearing, Roller	4	7	59346684	-Shim (2.12 O.D. x 1.38 I.D. x .049 thk.)	4
3	59380758	-Shaft, Fork	2	8	59346676	-Shim (2.12 O.D. x 1.38 I.D. x .083 thk.)	4
4	N.S.S.	-Screw, Cap	2	9	59321299	-Roller	4
5	95077798	-Nut (1/2-13)	2			

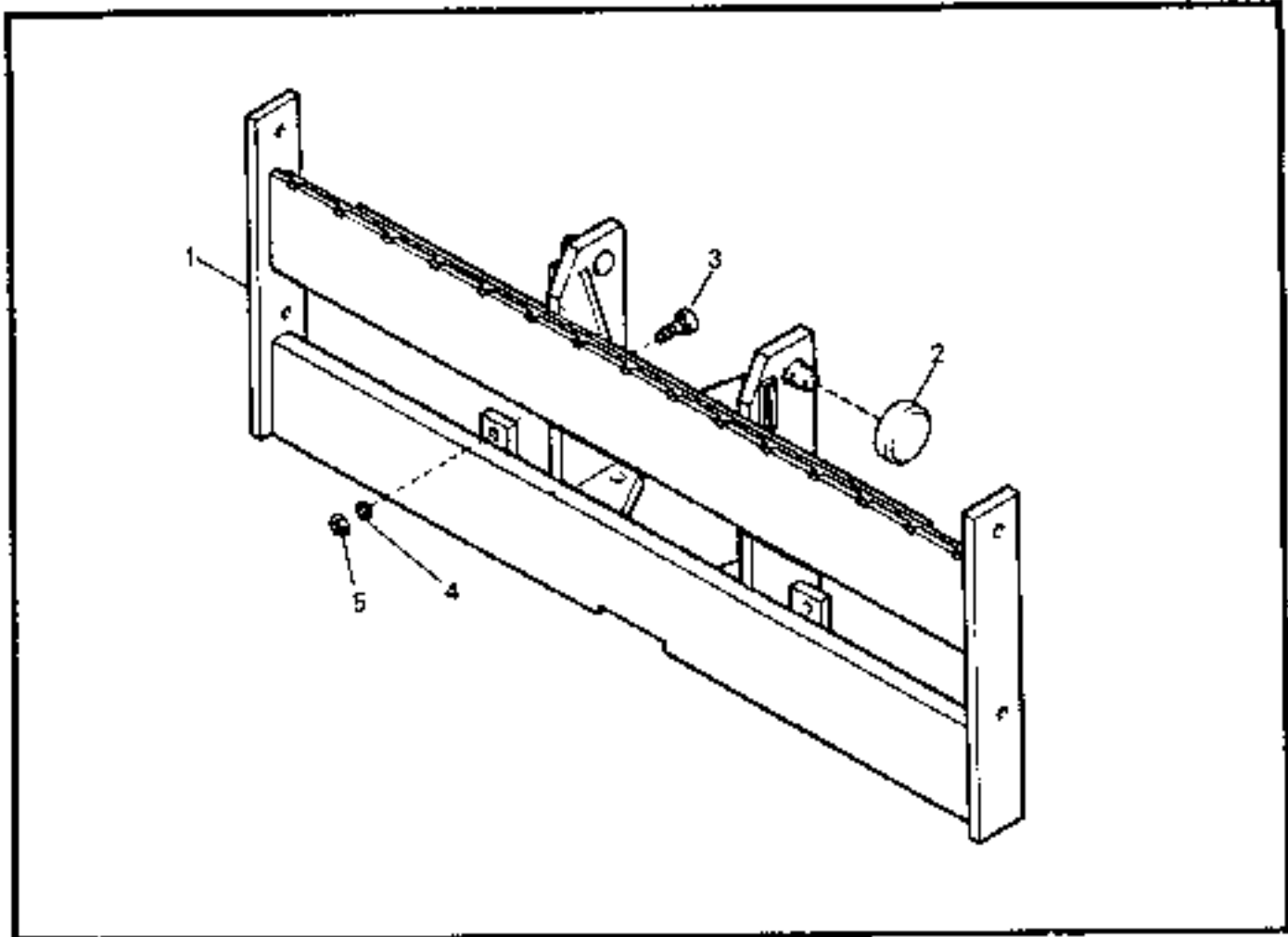
RT-700F SERIES
PARTS MANUAL



CARRIAGE SHAFT MOUNT (60 IN.)
RT-706F

ITEM NO.	COMM. NO.	DESCRIPTION	QTY	ITEM NO.	COMM. NO.	DESCRIPTION	QTY
1	59388025	-Carriage Assembly	1	5	95077798	-Nut (1/2)	2
2	N.S.S.	-Shaft, Fork	2	6	95081824	-Washer, Lock (1/2)	2
3	59346718	-Roller, Bearing	4	7	59321299	-Roller, Carriage	2
4	N.S.S.	-Screw, Cap	2			

**RT-700F SERIES
PARTS MANUAL**

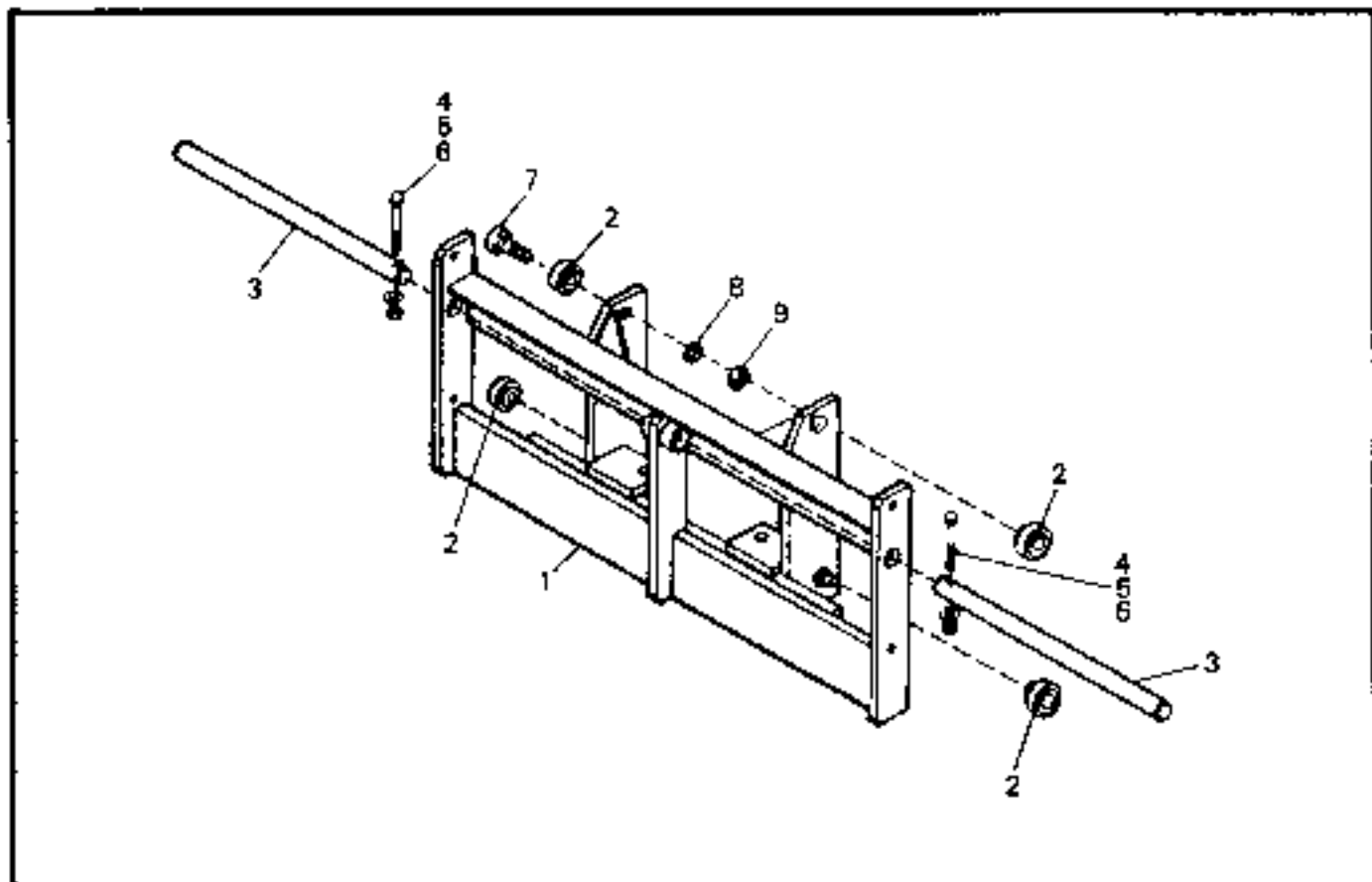


**CARRIAGE HOOK MOUNT (60 IN.)
RT-706F**

36

ITEM NO.	COMM. NO.	DESCRIPTION	QTY	ITEM NO.	COMM. NO.	DESCRIPTION	QTY
1	59388033	-Carriage Assembly (Includes Items 2 thru 4)	1	3	59357632	-Bearing, Roller	2
2	59971275	-Bearing, Roller	4	4	58775545	-Washer, Lock	2
				5	58775552	-Nut	2
						

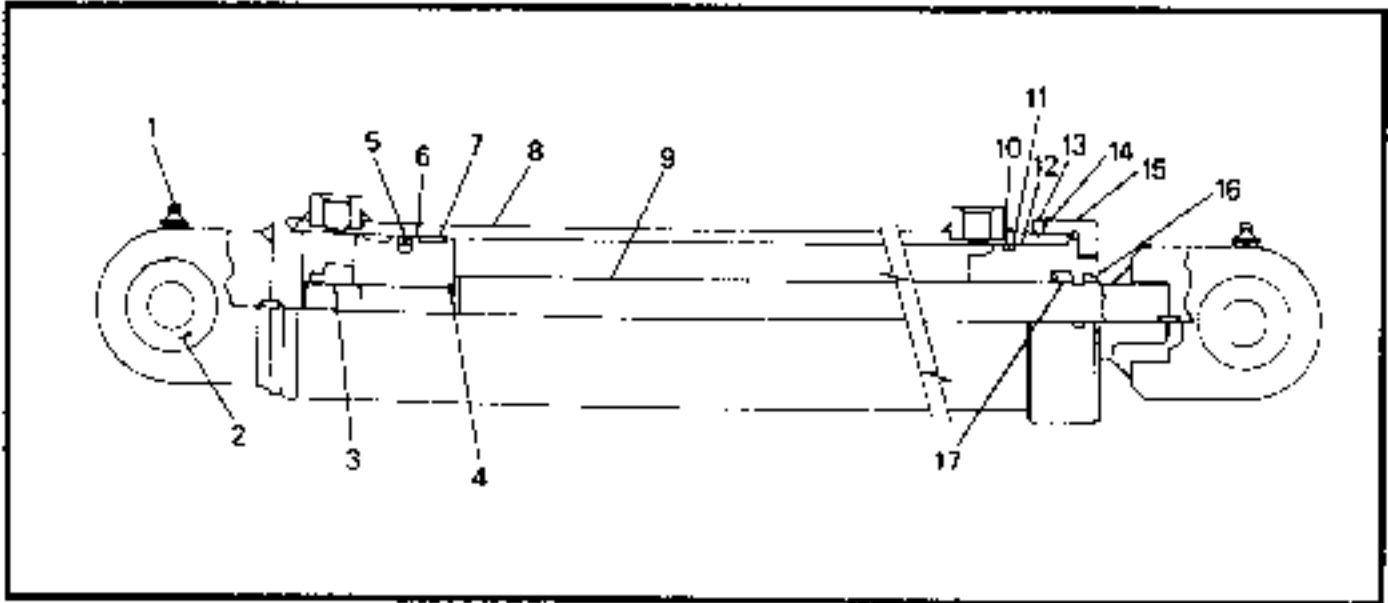
**RT-700F SERIES
PARTS MANUAL**



**CARRIAGE SHAFT MOUNT (84 IN.)
RT-706F**

ITEM NO.	COMM. NO.	DESCRIPTION	QTY	ITEM NO.	COMM. NO.	DESCRIPTION	QTY
1	59388041	-Carriage Assembly (Includes Items 2 thru 10)	1	6	58775529	-Nut (1/2-13)	4
2	59971275	-Bearing, Roller	4	7	59357632	-Roller, Carriage	2
3	59380758	-Shaft, Fork	2	8	58775545	-Washer, Lock	2
4	58775537	-Screw, Cap	2	9	58775552	-Nut	2
5	58775511	-Washer, Lock	4	10	59388413	-Tilt Cylinder (with 12.5 ft. Mast only) (See Breakdown)	2

**RT-700F SERIES
PARTS MANUAL**

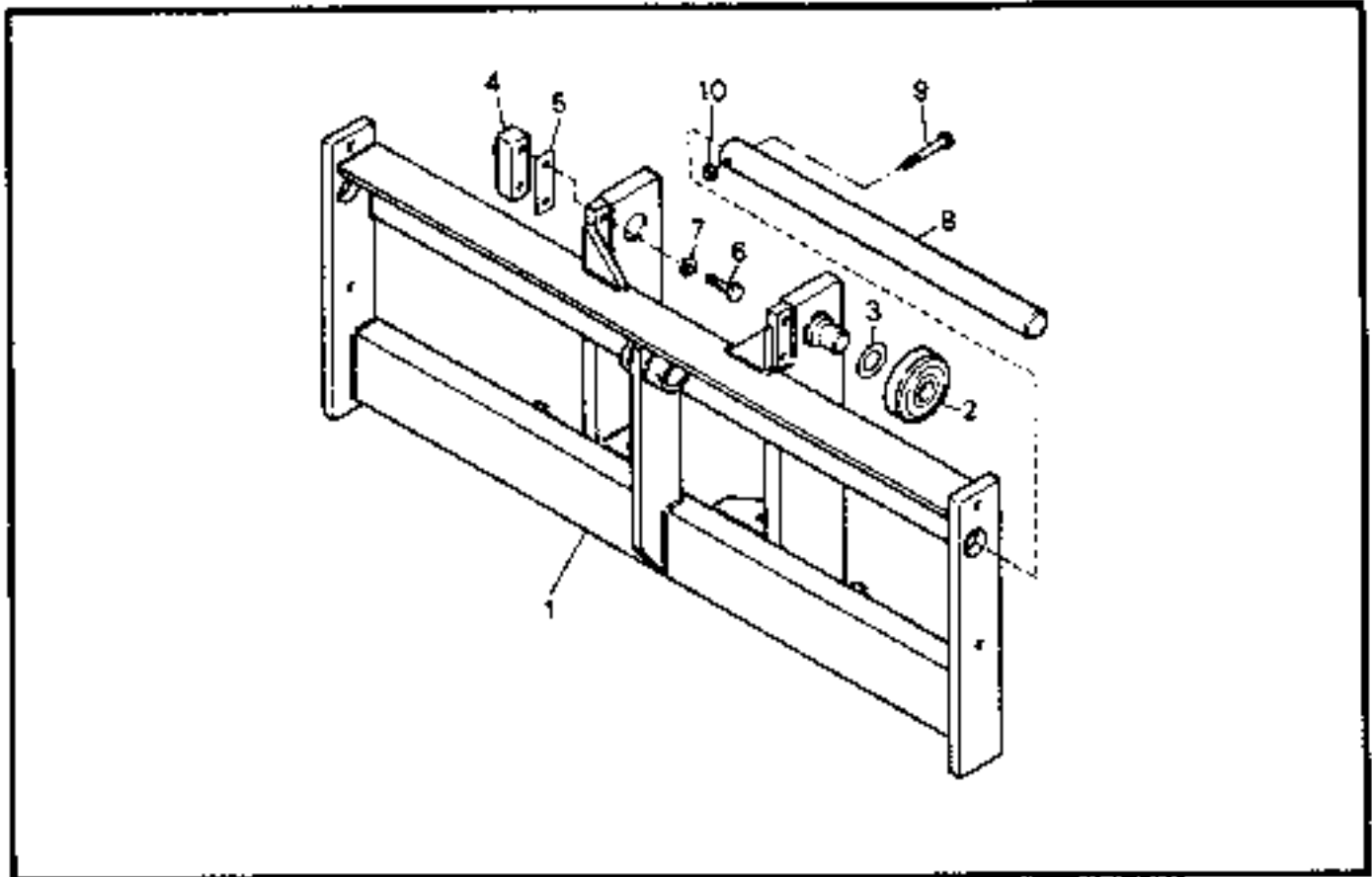


**TILT CYLINDER (59388413) - INTERNAL BREAKDOWN
RT-700F SERIES**

60

ITEM NO.	COMM. NO.	DESCRIPTION	QTY	ITEM NO.	COMM. NO.	DESCRIPTION	QTY
1	57012718	-Lube Fitting	2	10	59752089	-O-Ring	1
2	58755323	-Spherical Bushing	2	11	59752097	-Ring, Backup	1
3	56998503	-Nut, Lock	1	12	58844820	-Head	1
4	59380287	-O-Ring	1	13	57012684	-Setscrew (1/4 - 20 nc x 1/4 lg)	1
5	59322651	-Seal Assembly	2	14	57012676	-Nylon Plug	1
6	58844945	-Piston	1	15	59861179	-Headcap	1
7	59380295	-Ring, Wear	2	16	59752048	-Wiper, Rod	1
8	N.S.S.	-Tube Assembly	1	17	59379800	-Rod, U-Cup	1
9	58844952	-Rod Assembly	1	-	59379818	-Seal Kit (Includes Items 4, 5, 7, 10, 11, 16 and 17)	1

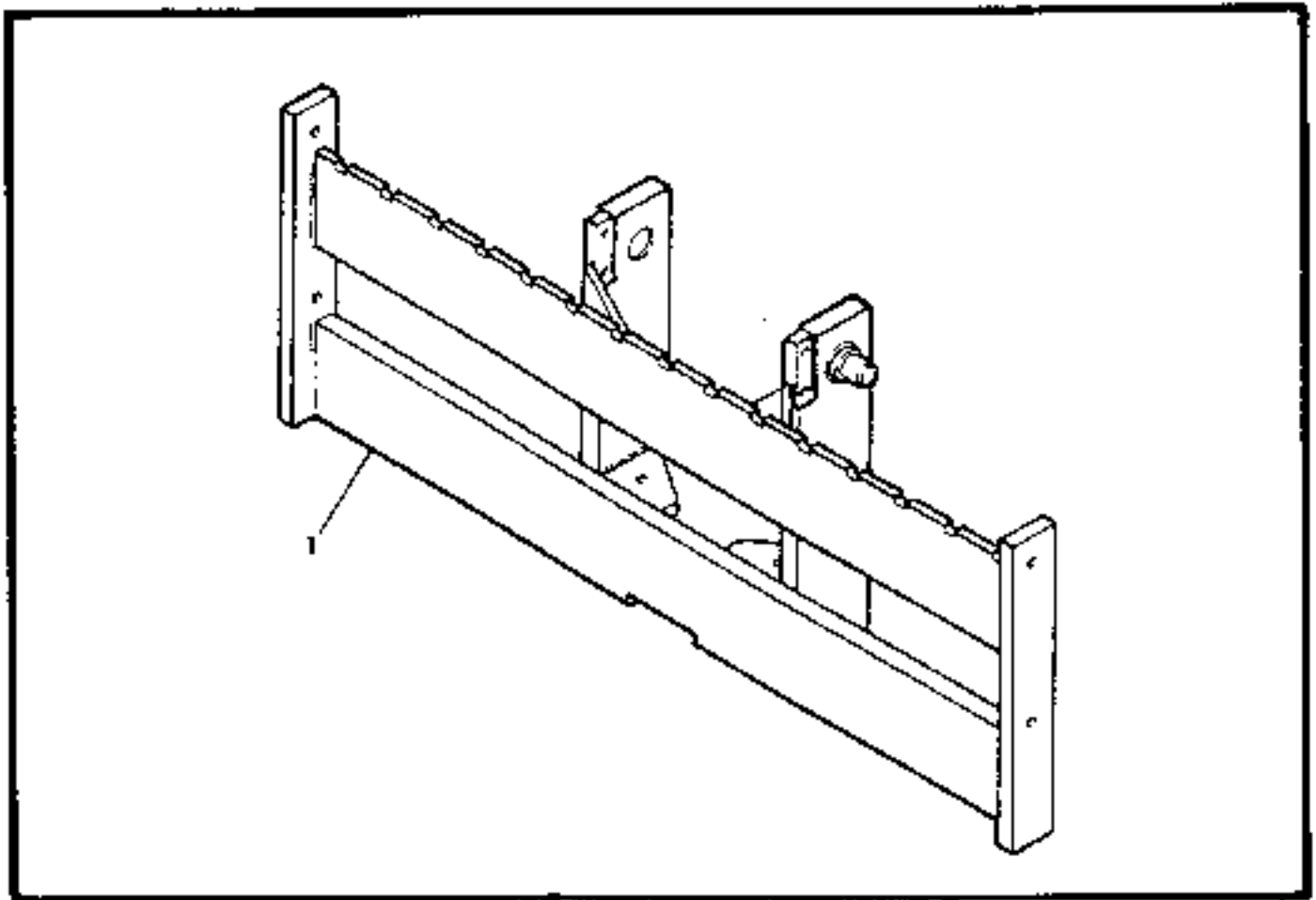
**RT-700F SERIES
PARTS MANUAL**



**CARRIAGE SHAFT MOUNT (60 IN.)
RT-708F**

ITEM NO.	COMM. NO.	DESCRIPTION	QTY	ITEM NO.	COMM. NO.	DESCRIPTION	QTY
1	59388058	-Carriage Assembly (Includes Items 2 thru 10)	1	6	58775578	-Screw, Cap	8
2	59971176	-Bearing, Roller	4	7	58775511	-Washer, Lock (3/8)	10
3	59357640	-Shim	4	8	19380758	-Shaft, Fork	2
4	58774274	-Block Assembly, Bearing	4	9	58775537	-Screw, Cap	2
5	58775560	-Shim	16	10	58775529	-Nut (1/2-13)	2

RT-700F SERIES
PARTS MANUAL

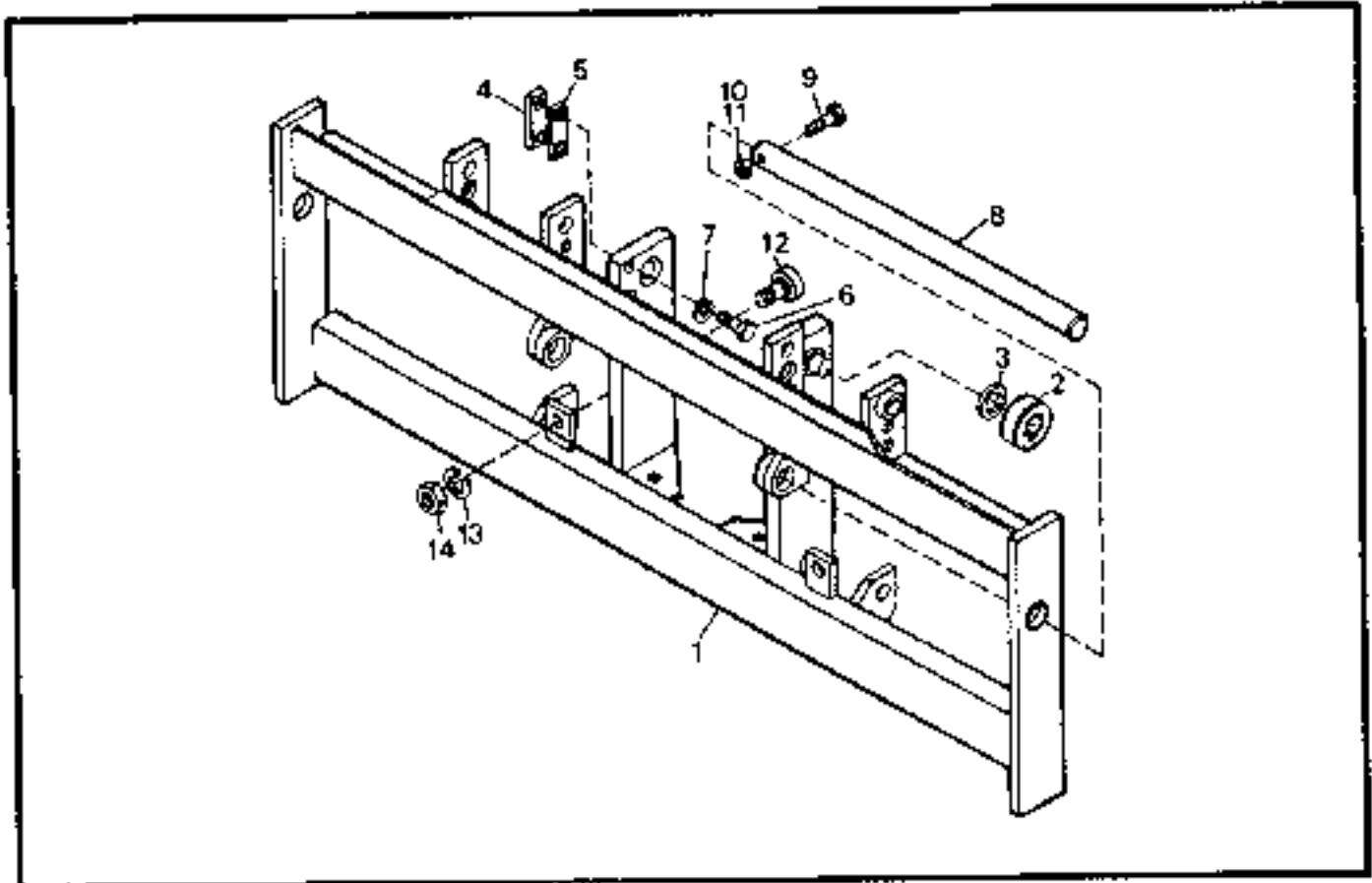


CARRIAGE HOOK MOUNT (60 IN.)
RT-708F

ITEM NO.	COMM. NO.	DESCRIPTION	QTY	ITEM NO.	COMM. NO.	DESCRIPTION	QTY
1	59388066	-Carriage Assembly -----	1				

72

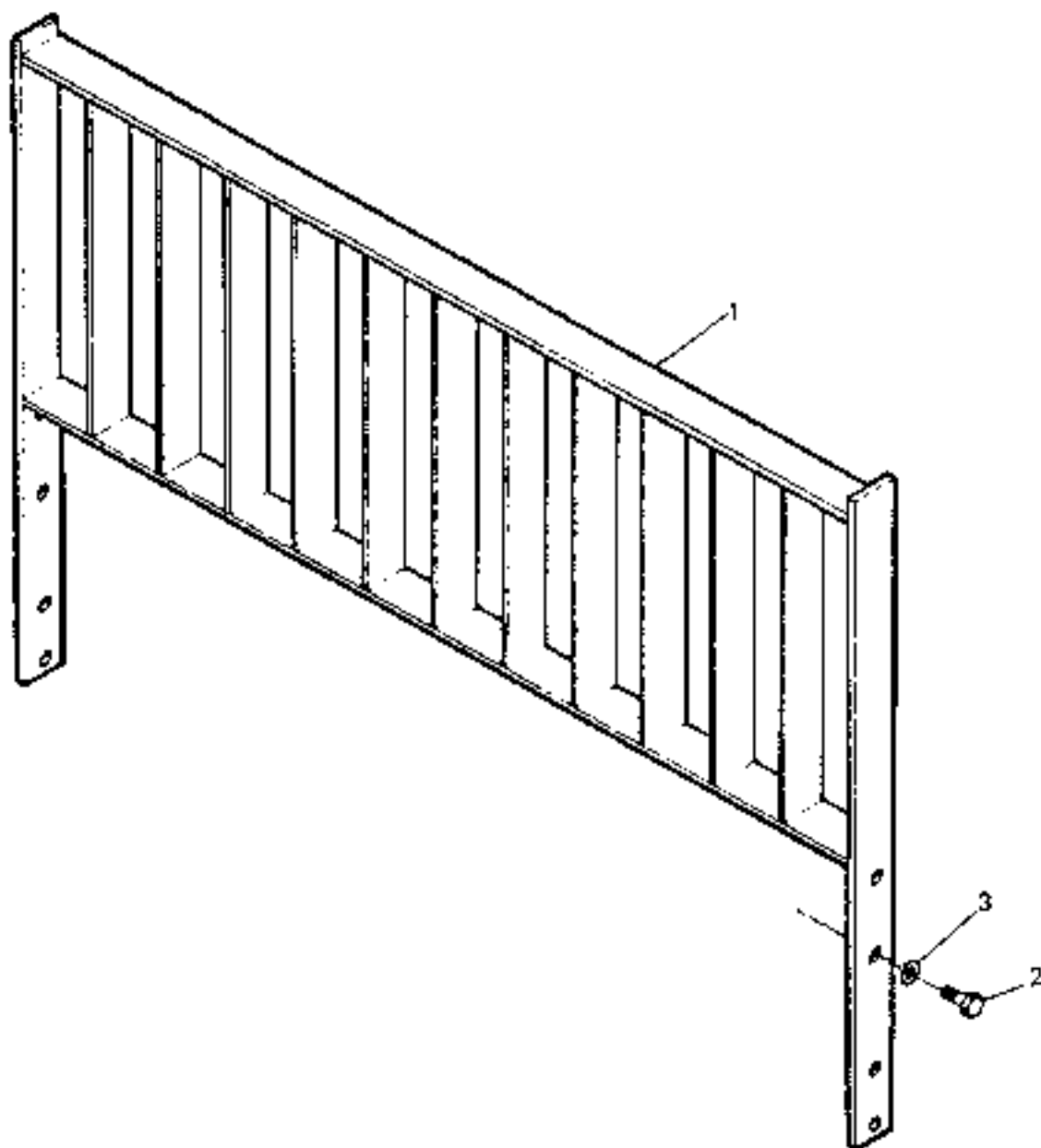
**RT-700F SERIES
PARTS MANUAL**



**CARRIAGE SHAFT MOUNT (84 IN.)
RT-708F**

ITEM NO.	COMM. NO.	DESCRIPTION	QTY	ITEM NO.	COMM. NO.	DESCRIPTION	QTY
1	59388074	-Carriage Assembly (Includes Items 2 thru 14)	1	8	59380758	-Shaft, Fork	2
2	59971176	-Bearing, Roller	4	9	58775537	-Screw, Cap	2
3	59357640	-Shim	4	10	58775511	-Washer, Lock (3/8)	2
4	58775386	-Block Assembly, Bearing	2	11	58775529	-Nut (1/2-13)	2
5	58775560	-Shim	8	12	59357632	-Roller (Carriage)	2
6	58775594	-Screw, Cap (1/2-13 x 2" lg.)	4	13	58775545	-Washer, Lock	2
7	58775511	-Washer, Lock	4	14	58775552	-Nut	2

**RT-700F SERIES
PARTS MANUAL**



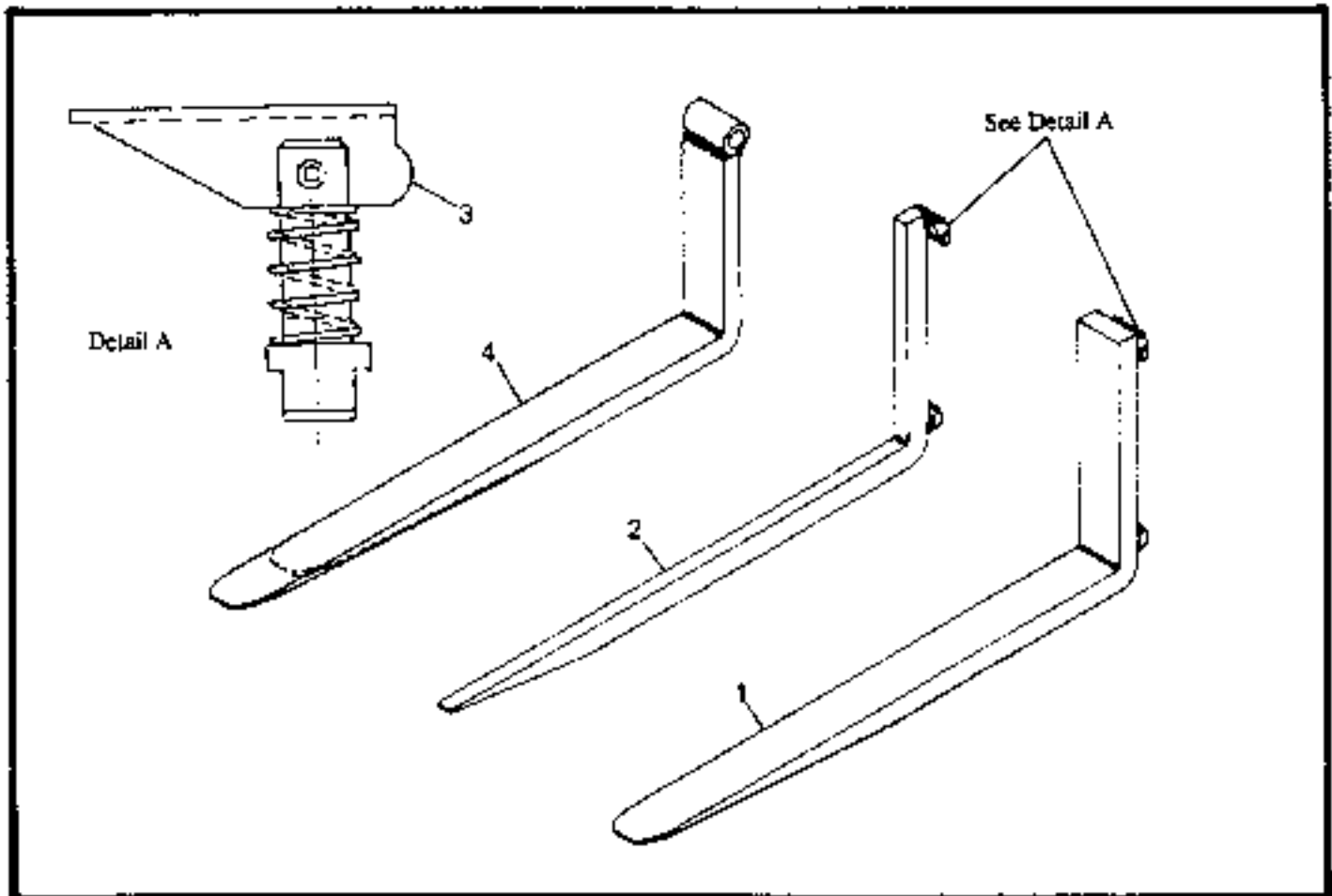
CARRIAGE LOAD BACKREST

**CARRIAGE LOAD BACKREST
RT-700F SERIES**

82A

ITEM NO.	COMML. NO.	DESCRIPTION	QTY	ITEM NO.	COMML. NO.	DESCRIPTION	QTY
1	39419945	-48" Load Backrest for 60" Hook	1	-	39485813	-48" Load Backrest for 48" Hook	1
-	39419952	-48" Load Backrest for 60" Shaft	1	2	95919817	-Screw, Cap	4
-	39485797	-48" Load Backrest for 48" Shaft	1	3	95931242	-Washer, Lock	4
						

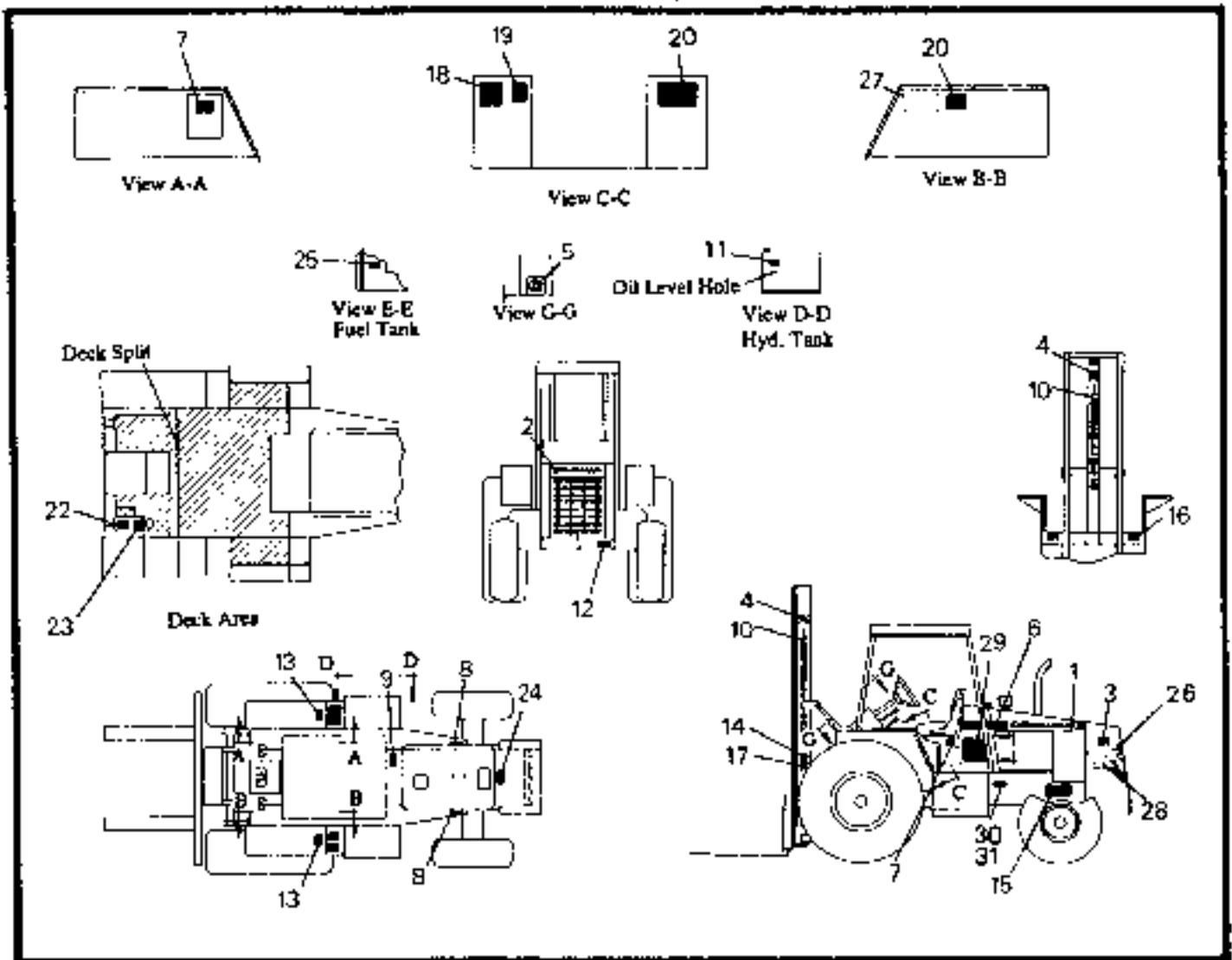
RT-700F SERIES PARTS MANUAL



FORK (SHAFT, HOOK, BLOCK HOOK & BLOCK SHAFT TYPE) RT-700F SERIES

ITEM NO.	COMM. NO.	DESCRIPTION	QTY	ITEM NO.	COMM. NO.	DESCRIPTION	QTY
1	59968339	-Fork (48"), Hook Type (Set of 2) (5000 lb. Capacity) (RT-705) (Comprised of the following:)	1	4	59968354	-Fork (46"), Block Shaft Type (Set of 6) (5000 lb. Capacity) (RT-705 & RT-706) (Comprised of the following:)	1
-	59374314	-Fork (48"), Hook Type	2	-	59374280	-Fork (46"), Block Shaft Type	6
-	59968453	-Fork (48"), Hook Type (Set of 2) (6000 lb. Capacity) (RT-706) (Comprised of the following:)	1	-	59311944	-Fork (46"), Block Shaft Type (Set of 4) (6000 lb. Capacity) (RT-706) (Comprised of the following:)	1
-	59374322	-Fork (48"), Hook Type	2	-	59374298	-Fork (46"), Block Shaft Type	4
-	59968545	-Fork (48"), Hook Type (Set of 2) (8000 lb. Capacity) (RT-708) (Comprised of the following:)	1	-	59968321	-Fork (48"), Shaft Type (Set of 2) (5000 lb. Capacity) (RT-705 & RT-708) (Comprised of the following:)	1
-	59374330	-Fork (48"), Hook Type	2	-	59371997	-Fork (48"), Shaft Type	2
-	59485722	-Fork (60"), Hook Type (RT-708)	1	-	59968446	-Fork (48"), Shaft Type (Set of 2) (6000 lb. Capacity) (RT-706) (Comprised of the following:)	1
-	59485714	-Fork (60"), Hook Type	2	-	59374207	-Fork (48"), Shaft Type	2
2	59968347	Fork (46"), Block Hook Type (Set of 6) (5000 lb. Capacity) (RT-705) (Comprised of the following:)	1	-	59968537	-Fork (48"), Shaft Type (Set of 2) (8000 lb. Capacity) (RT-708) (Comprised of the following:)	1
-	59374272	-Fork (46"), Block Hook Type	6	-	59374264	-Fork (48"), Shaft Type	2
-	59968461	-Fork (46"), Block Hook Type (Set of 6) (6000 lb. Capacity) (RT-706) (Comprised of the following:)	1	-	59372433	-Fork (72"), Shaft Type (Set of 2) (8000 lb. Capacity) (RT-708) (Comprised of the following:)	1
-	59374215	-Fork (46"), Block Hook Type	6	-	59372425	-Fork (72"), Shaft Type	2
3	58802596	-Latch Assembly (Used on items 1 and 2 only)	1				

RT-700F SERIES PARTS MANUAL

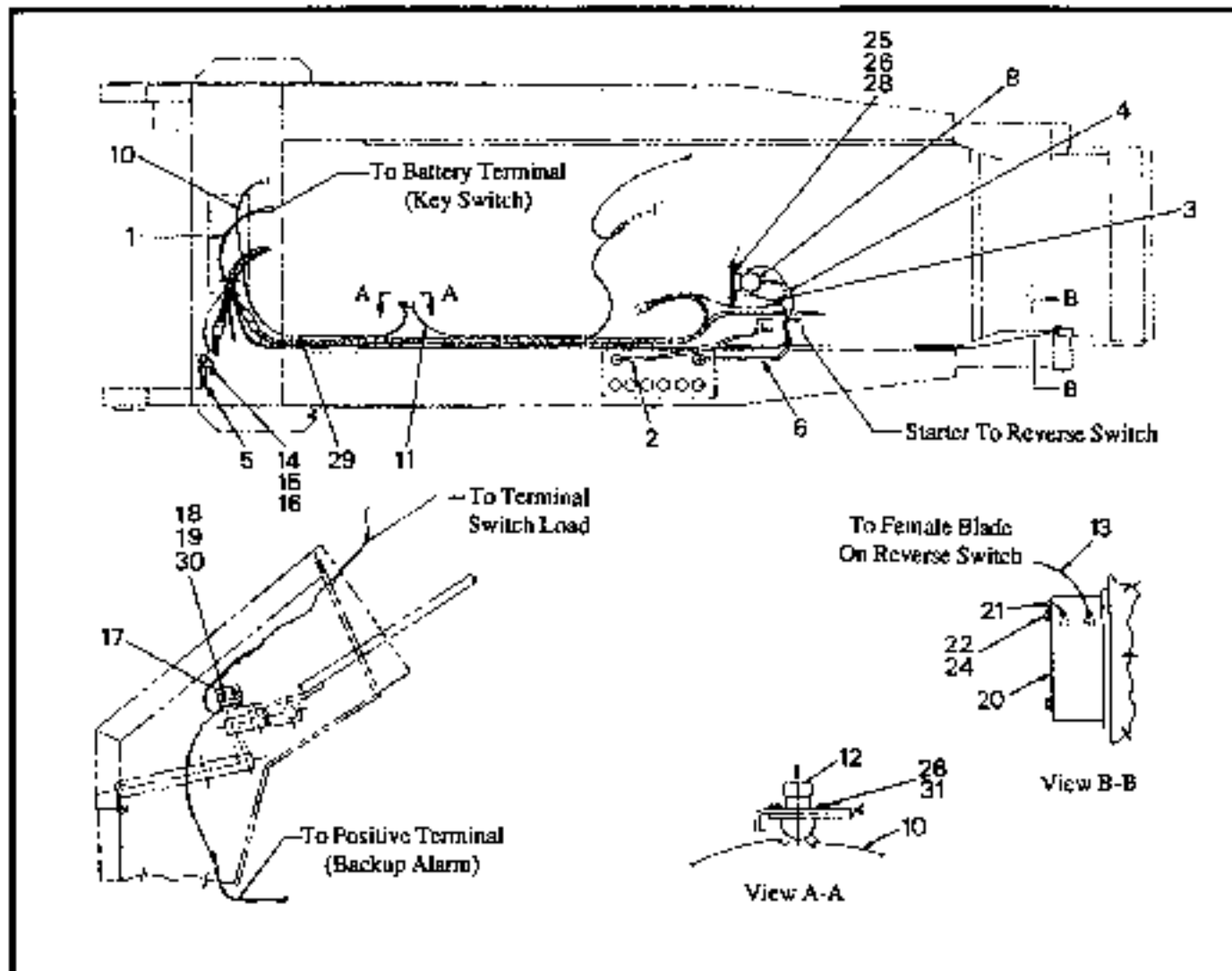


DECALS AND PAINT RT-700F SERIES

75

ITEM NO.	COMM. NO.	DESCRIPTION	QTY	ITEM NO.	COMM. NO.	DESCRIPTION	QTY
1	59878728	-Decal: Ingersoll-Rand	2	22	59978528	-Decal: Torque Converter	1
2	59941765	-Decal: Ingersoll-Rand	1	23	59978510	-Decal: Differential Lock	1
3	59822254	-Decal: I-R Monogram	2	24	59326728	-Decal: Caution Pressure Cap	1
4	59938662	-Decal: I-R Monogram	3	25	59326744	-Decal: Oil Lever	1
5	59822148	-Decal: I-R Monogram	1	26	59983429	-Decal: RT-705F	2
6	59967489	-Decal: Stripe	1	-	59983437	-Decal: RT-706F	2
7	58778796	-Decal: Danger	3	-	59983445	-Decal: RT-708F	2
8	59491464	-Decal: Warning	2	27	59430348	-Decal: RT-705F Lift Capacity	1
9	59731257	-Decal: Diesel Fuel	1	-	59430330	-Decal: RT-706F Lift Capacity	1
10	59375998	-Decal: Vertical I-R	3	-	59430322	-Decal: RT-708F Lift Capacity	1
11	59615872	-Decal: Hydraulic Oil	1	28	59362319	-Decal: 4WD (4WD)	2
12	59306357	-Decal: Do Not Tow	1	29	59362343	-Decal: Lube Chart (4WD)	1
13	59306340	-Decal: No Riders	2	-	59306316	-Decal: Lube Chart (2WD)	1
14	59969972	-Decal: Warning	1	30	59678383	-Plate Serial Number	1
15	59344192	-Decal: Frame Clearance	2	31	95010039	-Screw, Drive (4 - 4 x .25" lg.)	2
16	59766501	-Decal: Warning	2				
17	59969980	-Decal: Warning	1	-	59387290	DECAL KIT (Includes items 1 thru 25)	1
18	59306324	-Decal: Hazard	1				
19	59983130	-Decal: Tip Over	1	-	59947507	-Paint, Beige (1 Gal/Can)	1
20	59306365	-Decal: Operators Instructions	1	-	35304286	-Paint, Beige (Spray Can)	1

**RT-700F SERIES
PARTS MANUAL**

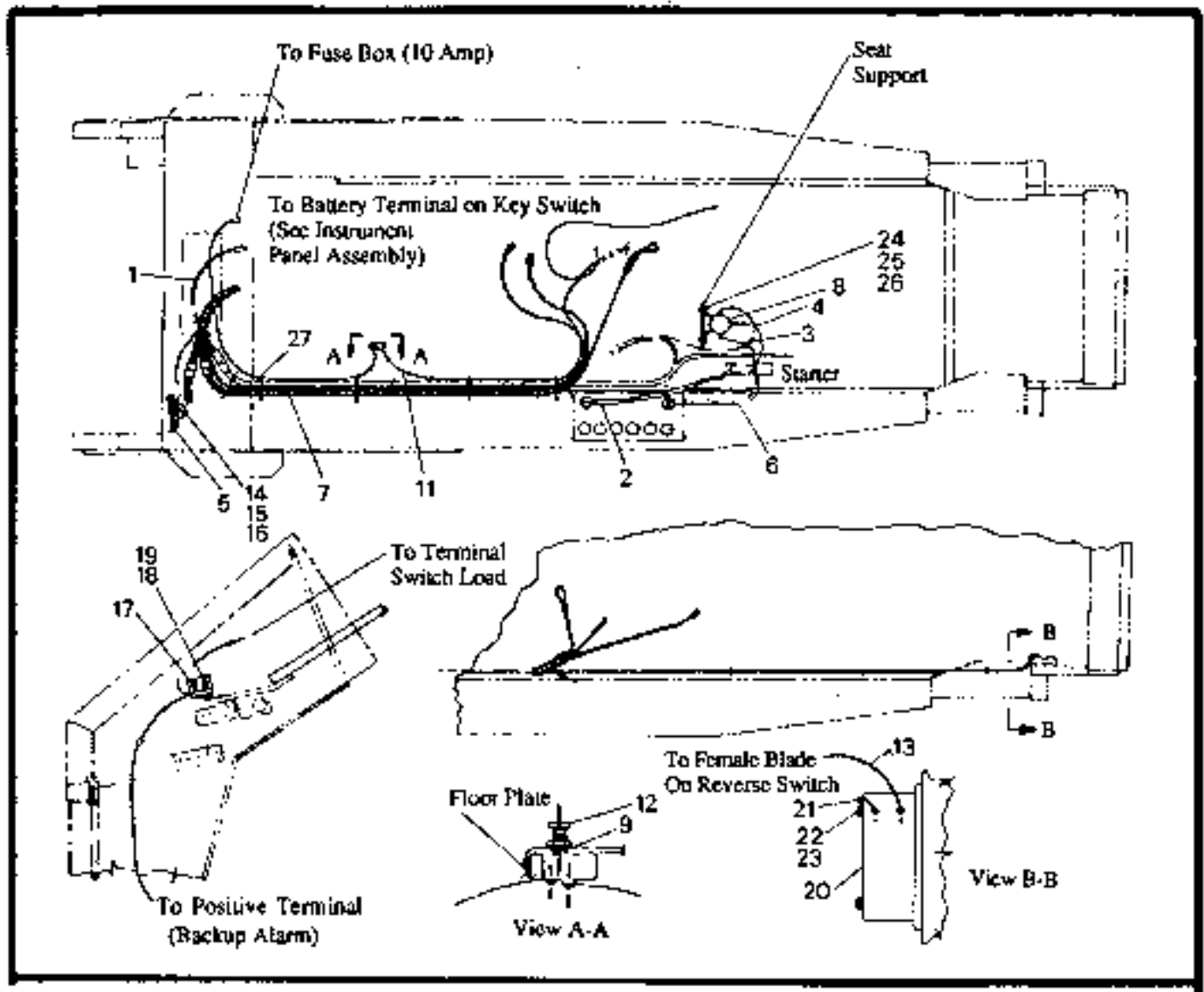


**ELECTRICAL INSTALLATION (EFFECTIVE WITH S/N 5500)
RT-700F SERIES**

76

ITEM NO.	COMM. NO.	DESCRIPTION	QTY	ITEM NO.	COMM. NO.	DESCRIPTION	QTY
1	59325621	-Jumper Wire	1	16	59918573	-Nut (.31-18)	1
2	59989541	-Battery Cable	1	17	59352146	-Reverse Switch	1
3	59325597	-Jumper Wire	1	18	39918193	-Bolt (10-32 x 1.00" lg.)	2
4	59325589	-Jumper Wire	1	19	95209003	-Nut, Hex (10-32)	2
5	59606210	-Jorn Kit	1	20	59573725	-Alarm, Backup	1
6	59989517	-Battery Cable	1	21	59625905	-Ground Wire Assembly	1
8	59988154	-Solenoid	1	22	95490561	-H.H.C.S. (3/8-16 x 3.75" lg.)	2
10	59325563	-Wire Assembly	1	24	95064689	-Washer, Flat (3/8)	4
11	59392704	-Wire Assembly (4WD)	1	25	95571923	-H.H.C.S. (1/4-20 x 1.00" lg.)	2
-	59325571	-Wire Assembly (2WD)	1	26	95064655	-Washer, Flat (1/4)	6
12	59338954	-Momentary Switch	1	28	95077681	-Nut (1/4-20)	2
13	59352138	-Wire Assembly	1	29	95373973	-Cable Tie	8
14	59606301	-Jumper Wire	1	30	95234456	-Washer, Flat (10)	2
15	59717702	-Bolt (.31-18 x 1.0" lg.)	1	31	95354759	-H.H.C.S. (1/4-20 x .50" lg.)	2

RT-700F SERIES PARTS MANUAL

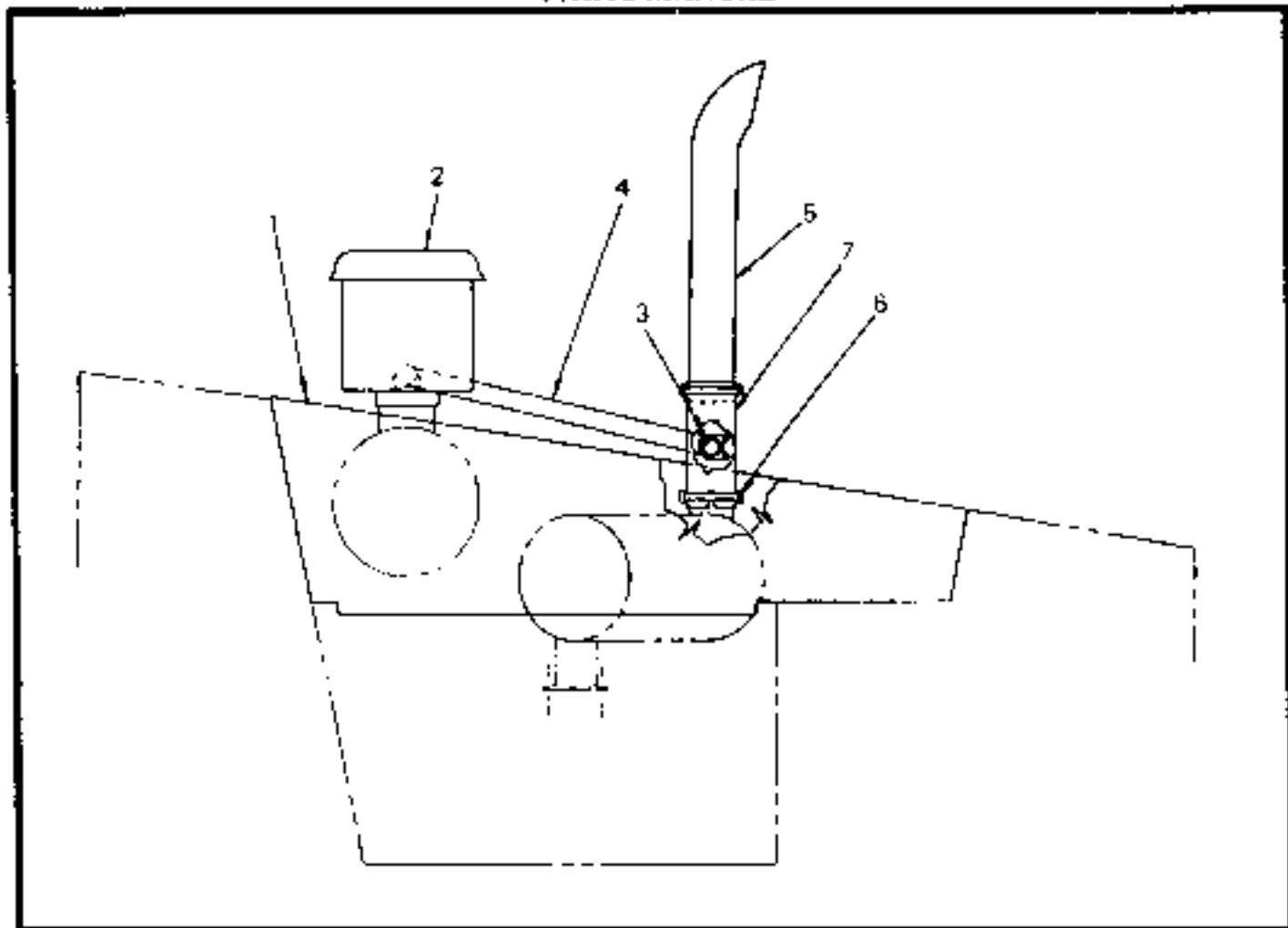


**ELECTRICAL INSTALLATION (PRIOR TO S/N 5500)
RT-700F SERIES**

ITEM NO.	COMM. NO.	DESCRIPTION	QTY	ITEM NO.	COMM. NO.	DESCRIPTION	QTY
1	59325621	-Jumper Wire	1	15	59717702	-Bolt (.31-18 x 1.0" lg.)	1
2	59989541	-Battery Cable	1	16	59918573	-Nut (.31-18)	1
3	59325597	-Jumper Wire	1	17	59352146	-Reverse Switch (4WD)	1
4	59325589	-Jumper Wire	1	-	59988105	-Pressure Reverse Switch (2WD)	1
5	59606210	- Horn Kit	1	18	59918193	-Bolt (10-32 x 1.0" lg.)	2
6	59989517	-Battery Cable	1	19	95209003	-Nut, Hex (10-32)	2
8	59988154	-Solenoid	1	20	59573725	-Alarm, Backup	1
9	59312819	-Washer	1	21	59352120	-Ground Wire Assembly (4WD)	1
10	59325563	-Wire Assembly	1	-	59625905	-Ground Wire Assembly (2WD)	1
-	59392704	-Wire Assembly (4WD)	1	22	95490661	-H.H.C.S. (3/8-16 x 3.75" lg.)	2
-	59325571	-Wire Assembly (2WD)	1	24	95064689	-Washer, Flat (3/8)	2
12	59307009	-Switch, Actuator	1	25	95571923	-H.H.C.S. (1/4-20 x 1.00" lg.)	2
13	59352138	-Wire Assembly (4WD)	1	26	95064655	-Washer, Flat (1/4)	4
-	59325613	-Wire Assembly (2WD)	1	28	95077681	-Nut (1/4-20)	2
14	59606301	-Jumper Wire	1	29	95373973	-Cable Tie	8

76A

**RT-700F SERIES
PARTS MANUAL**

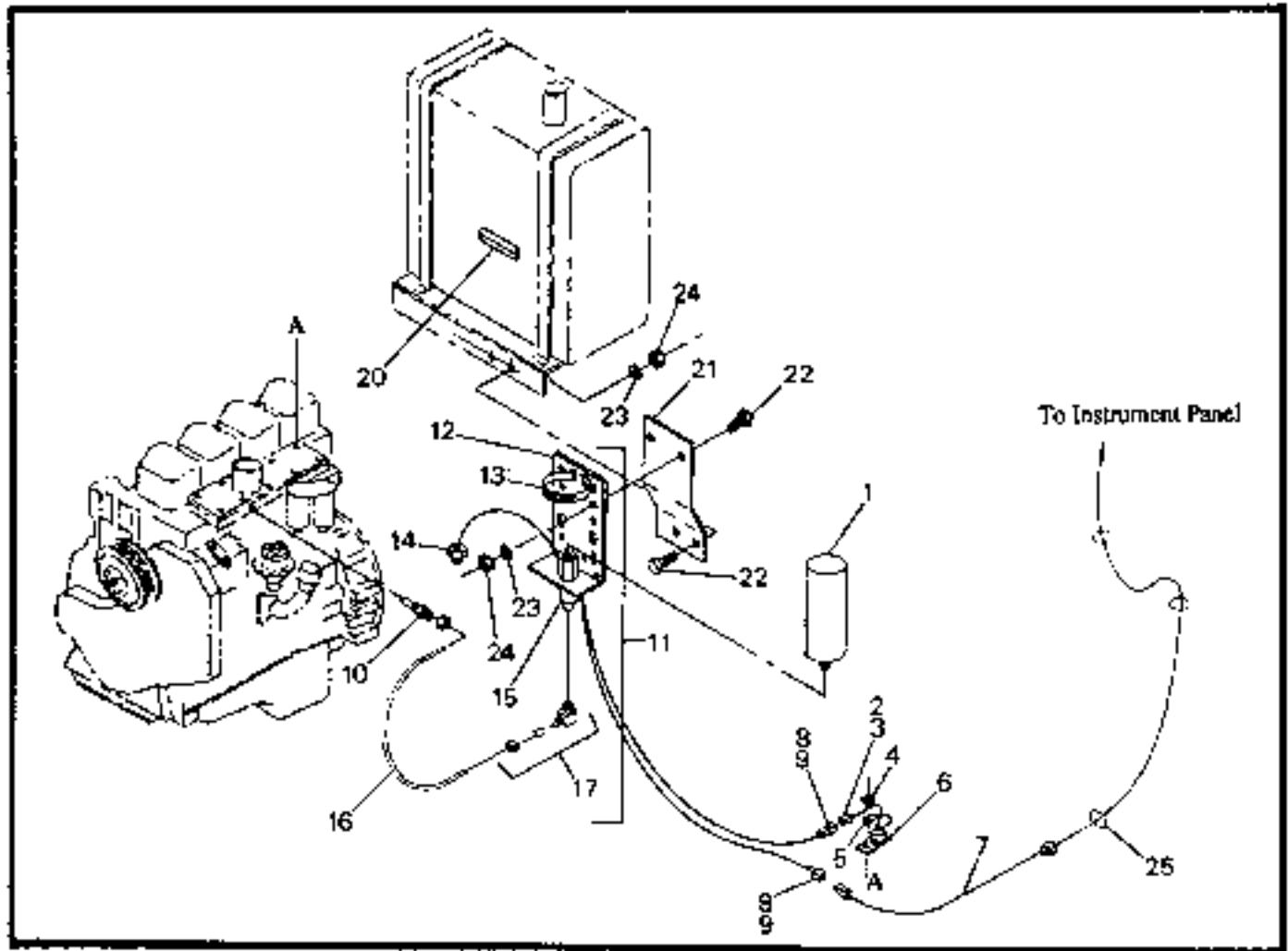


**ASPIRATED PRECLEANER - OPTIONAL EQUIPMENT
RT-700F SERIES**

47

ITEM NO.	COMM. NO.	DESCRIPTION	QTY	ITEM NO.	COMM. NO.	DESCRIPTION	QTY
1	59362368	-Hood (4WD)	1	4	59311951	-Tube, Scavenger	1
-	59996348	-Hood (2WD)	1	5	59352393	-Exhaust Extension	1
2	59988790	-Precleaner Assembly	1	6	59748640	-Clamp (2.5)	2
3	59777979	-Clamp (1.5)	2	7	59352377	-Ejector, Exhaust	1
						

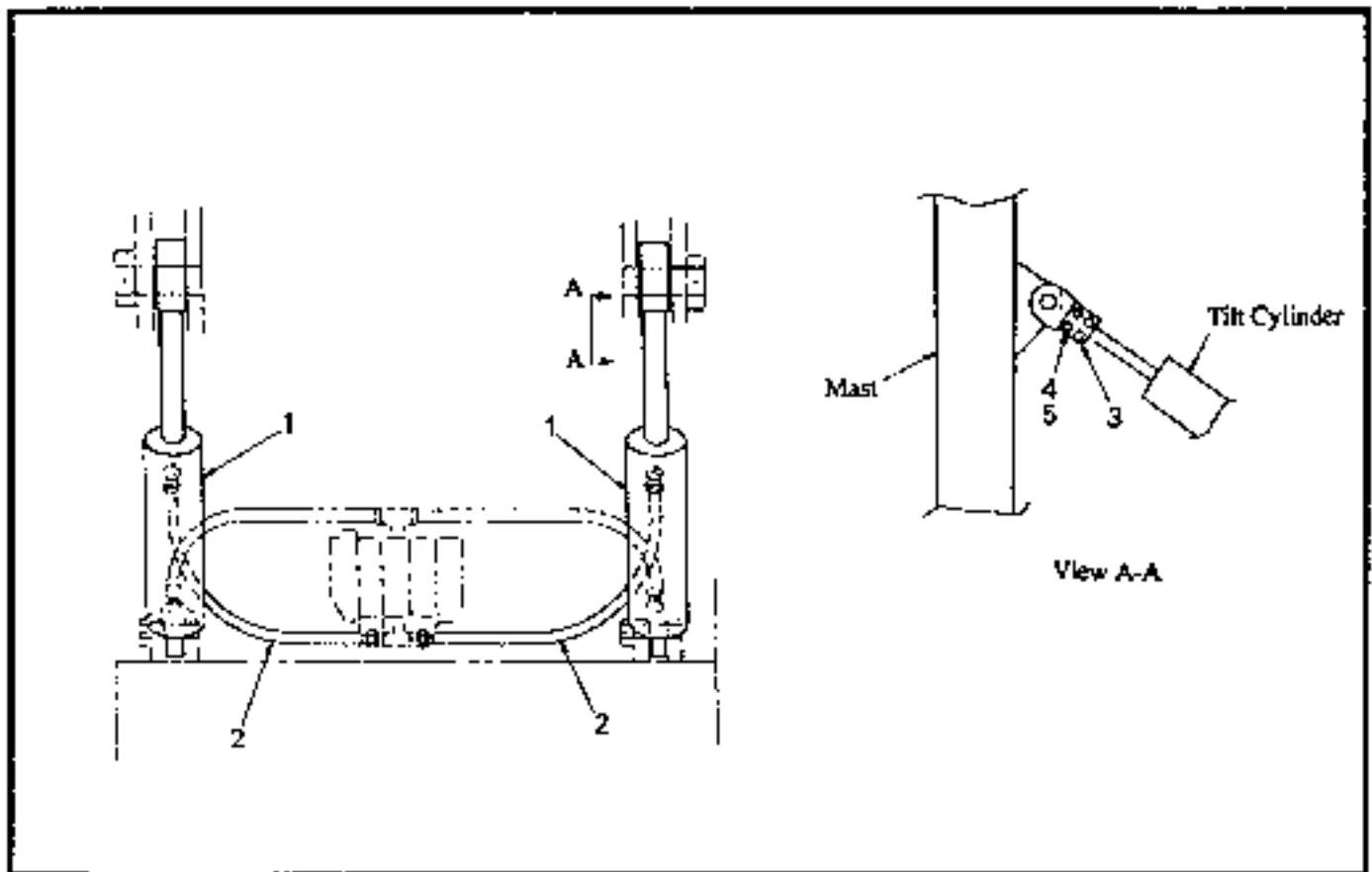
RT-700F SERIES PARTS MANUAL



**ETHER AID START INSTALLATION - OPTIONAL EQUIPMENT
RT-700F SERIES**

ITEM NO.	COMM. NO.	DESCRIPTION	QTY	ITEM NO.	COMM. NO.	DESCRIPTION	QTY
1	59866970	-Cylinder, Starting Fluid	1	13	N.S.S.	-Clamp, Cylinder	1
2	59331258	-Connector, Male	1	14	N.S.S.	-Cap, Dust	1
3	59338517	-Housing, Connector (Male)	1	15	N.S.S.	-Valve, Electrical	1
4	59887182	-Washer, Flat (Hardened) (5/16)	1	16	N.S.S.	-Tube, Nylon	1
5	95386587	-Terminal, Ring (.375)	1	17	N.S.S.	-Elbow, 90°, with Nut & Sleeve	1
6	59352476	-Switch, Thermo	1	18	N.S.S.	-Switch, Push Button (Not Shown)	1
7	59392753	-Wire Assembly	1	19	N.S.S.	-Decal, Push Button (Not Shown)	1
8	59352492	-Connector, Female	2	20	59945873	-Tape	2
9	59331280	-Housing, Connector (Female)	2	21	59377671	-Plate, Mounting	1
10	59352542	-Atomizer	1	22	95430534	-H.F.C.S. (3/8-16 x 1.25" lg.)	4
11	59398925	-Diesel Starting Kit (Includes Items 12 thru 19)	1	23	59731380	-Washer, Flat (Hardened) (3/8)	4
12	N.S.S.	-Bracket, Mounting	1	24	59327841	-Nut (3/8-16)	4
				25	95373973	-Cable Tie	4
						

**RT-700F SERIES
PARTS MANUAL**

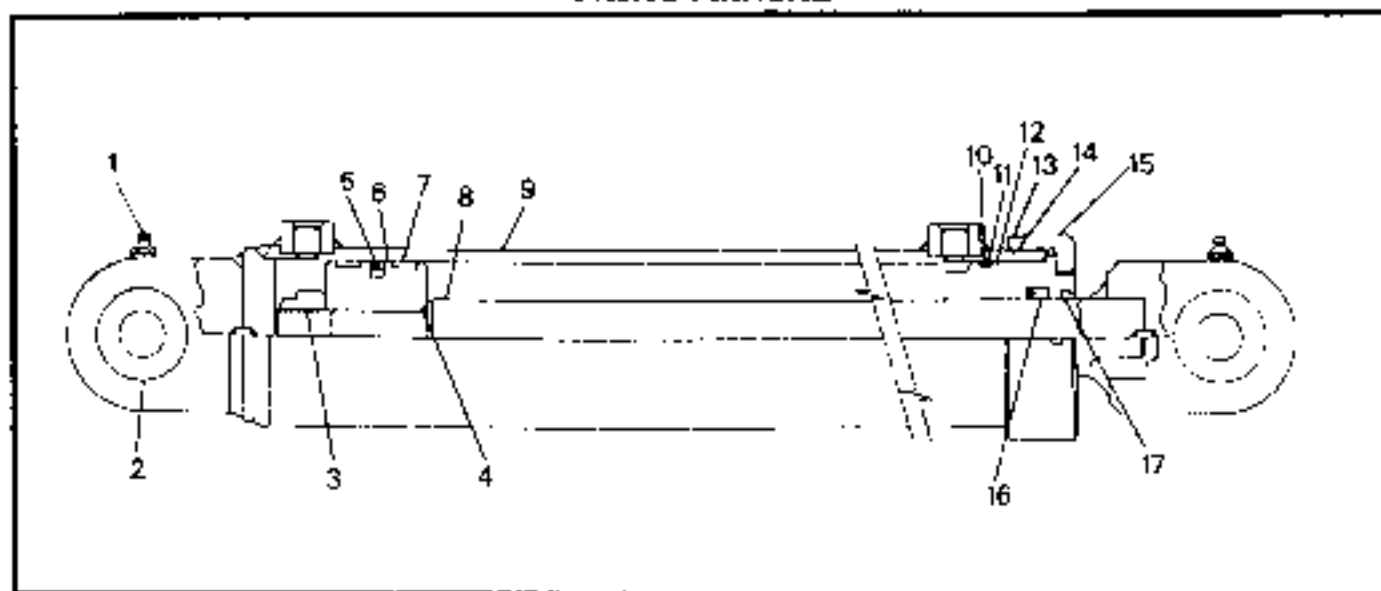


**EXTENDED TILT ASSEMBLY (SAF-T-CAB ONLY) - OPTIONAL EQUIPMENT
RT-706F**

99

ITEM NO.	COMM. NO.	DESCRIPTION	QTY	ITEM NO.	COMM. NO.	DESCRIPTION	QTY
1	59416487	<p><i>NOTE: If Mast touches RUPSIFOPS or SAF-T-CAB when in fully retracted position, add Tilt Stop Block with attaching hardware.</i></p> Cylinder, Extended Tilt (See Breakdown)	2	2	59485748	-Hose Assembly	2
				3	59485896	-Block, Tilt Stop	2
				4	95101721	-H H.C.S. (3/8-16 x 4.5" lg.)	8
				5	59327841	-Nut (3/8-16)	8
						

**RT-700F SERIES
PARTS MANUAL**

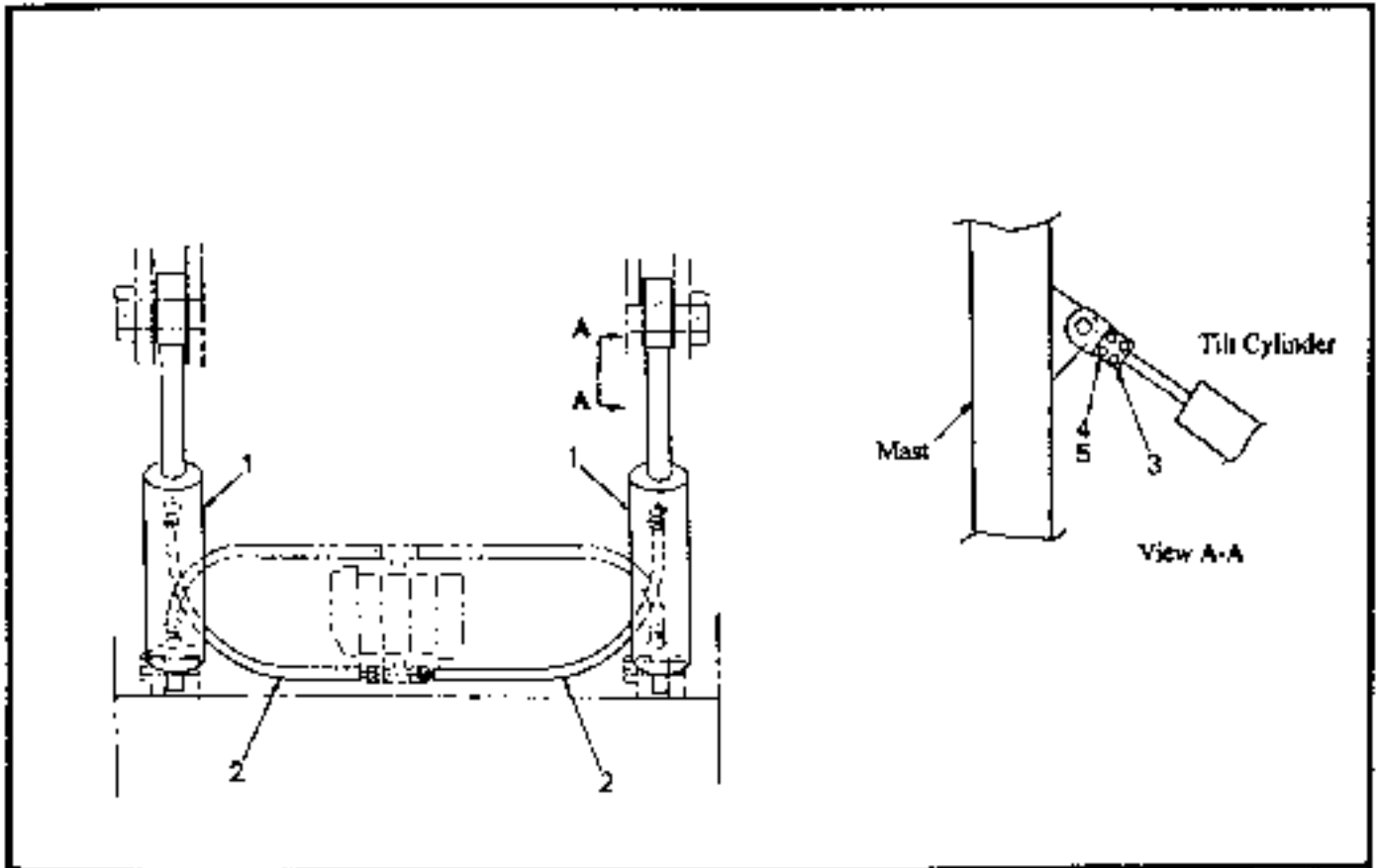


**TILT CYLINDER (59416487) - INTERNAL BREAKDOWN
RT-700F SERIES**

608

ITEM NO.	COMM. NO.	DESCRIPTION	QTY	ITEM NO.	COMM. NO.	DESCRIPTION	QTY
1	57012718	-Lube Fitting	2	11	59752097	-Ring, Back-up	1
2	58755323	-Spherical Bushing	2	12	51222198	-Head	1
3	56998503	-Nut, Lock	1	13	57012684	-Setscrew (1/4 - 20 ne x 1/4 lg)	1
4	59380287	-O-Ring	1	14	57012676	-Nylon Plug	1
5	59322651	-Seal Assembly	2	15	59861179	-Headcap	1
6	59380279	-Piston	1	16	59379800	-Rod, U-Cup	1
7	59380295	-Ring, Wear	2	17	59752048	-Wiper, Rod	1
8	58844895	-Rod Assembly	1	-	59379818	-Seal Kit	1
9	N.S.S.	-Tube Assembly	1			(Includes Items 4, 5, 7, 10, 11, 16 and 17)	
10	59752089	-O-Ring	1			-----	

**RT-700F SERIES
PARTS MANUAL**

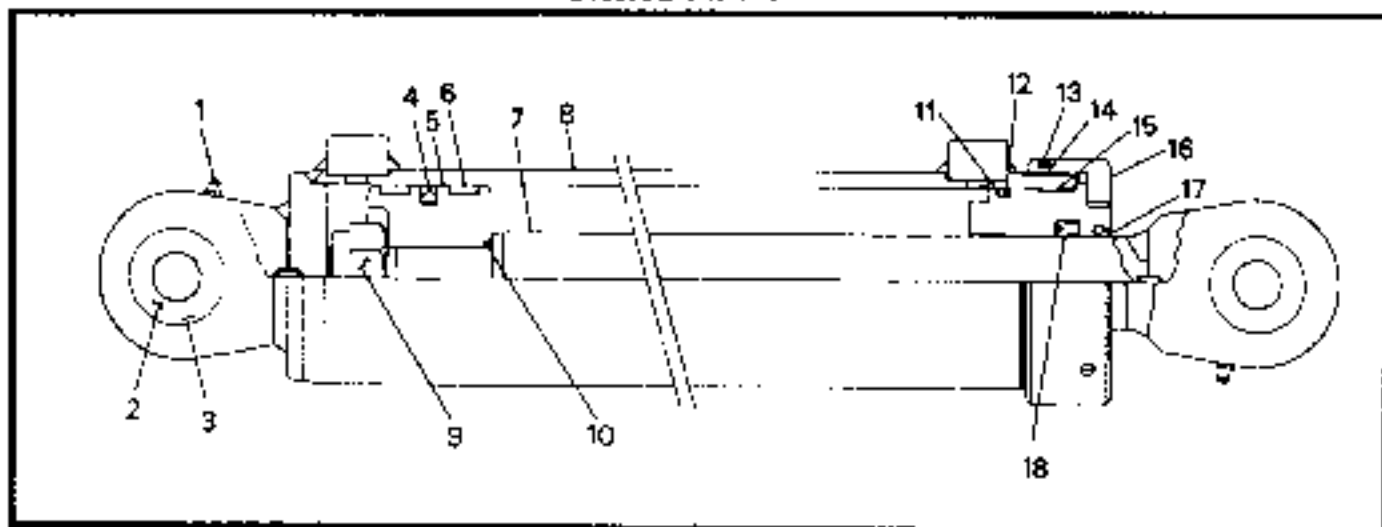


**45° TILT INSTALLATION - OPTIONAL EQUIPMENT
RT-706F**

B7

ITEM NO.	COMM. NO.	DESCRIPTION	QTY	ITEM NO.	COMM. NO.	DESCRIPTION	QTY
1	59997825	<i>NOTE: If mast touches ROPS/FOPS or SAF-T-CAB when in fully retracted position, add Tilt Stop Block with attaching hardware.</i> -Cylinder, Tilt (See Breakdown)	2	2	59485748	-Hose Assembly	2
				3	59485896	-Block, Tilt Stop	2
				4	95101721	-H.H.C.S. (3/8-16 x 4 5" lg.)	8
				5	59327841	-Nut (3/8-16)	8

**RT-700F SERIES
PARTS MANUAL**

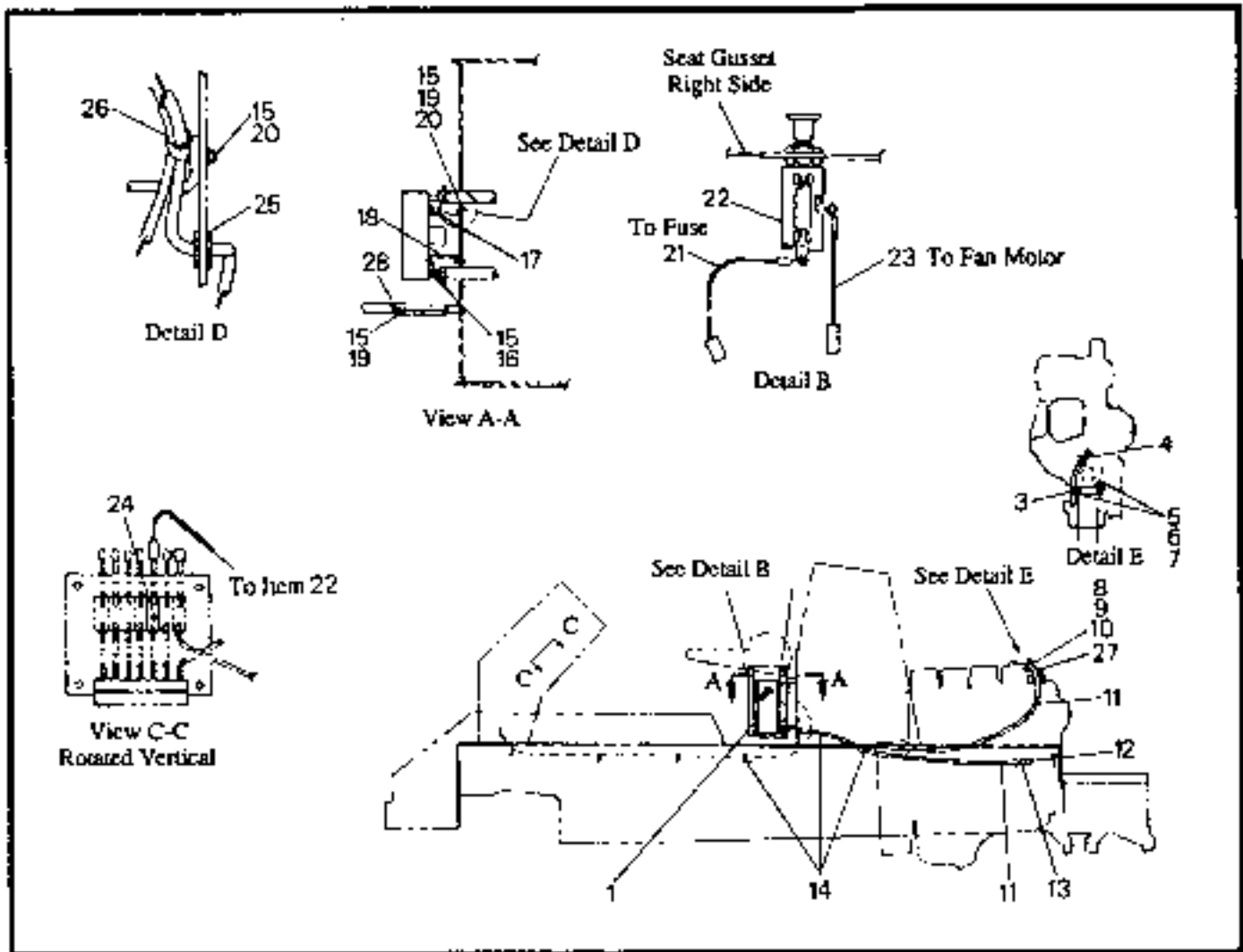


**TILT CYLINDER (59997825) - INTERNAL BREAKDOWN
RT-700F SERIES**

63A

ITEM NO.	COMM. NO.	DESCRIPTION	QTY	ITEM NO.	COMM. NO.	DESCRIPTION	QTY
1	59725002	-Lube Fitting	1	11	59752089	-O-Ring	1
2	58755323	-Spherical Bushing	1	12	59752097	-Ring, Backup	1
3	58844879	-Ring, Retaining	1	13	57012684	-Setscrew	1
4	59322651	-Seal	1	14	57012676	-Nylon Plug	1
5	58844853	-Piston	1	15	58844861	-Head	1
6	59380295	-Ring, Wear	2	16	59861179	-Cap, Head	1
7	58844846	-Rod	1	17	57163461	-Wiper, Seal	1
8	N.S.S.	-Tube Assembly	1	18	59379800	-Rod, U-Cup	1
9	56998503	-Nut, Lock	1	-	58844838	-Seal Kit (Includes Items 4, 6, 10, 11, 12, 17, and 18)	1
10	59380287	-O-Ring	1				

RT-700F SERIES PARTS MANUAL

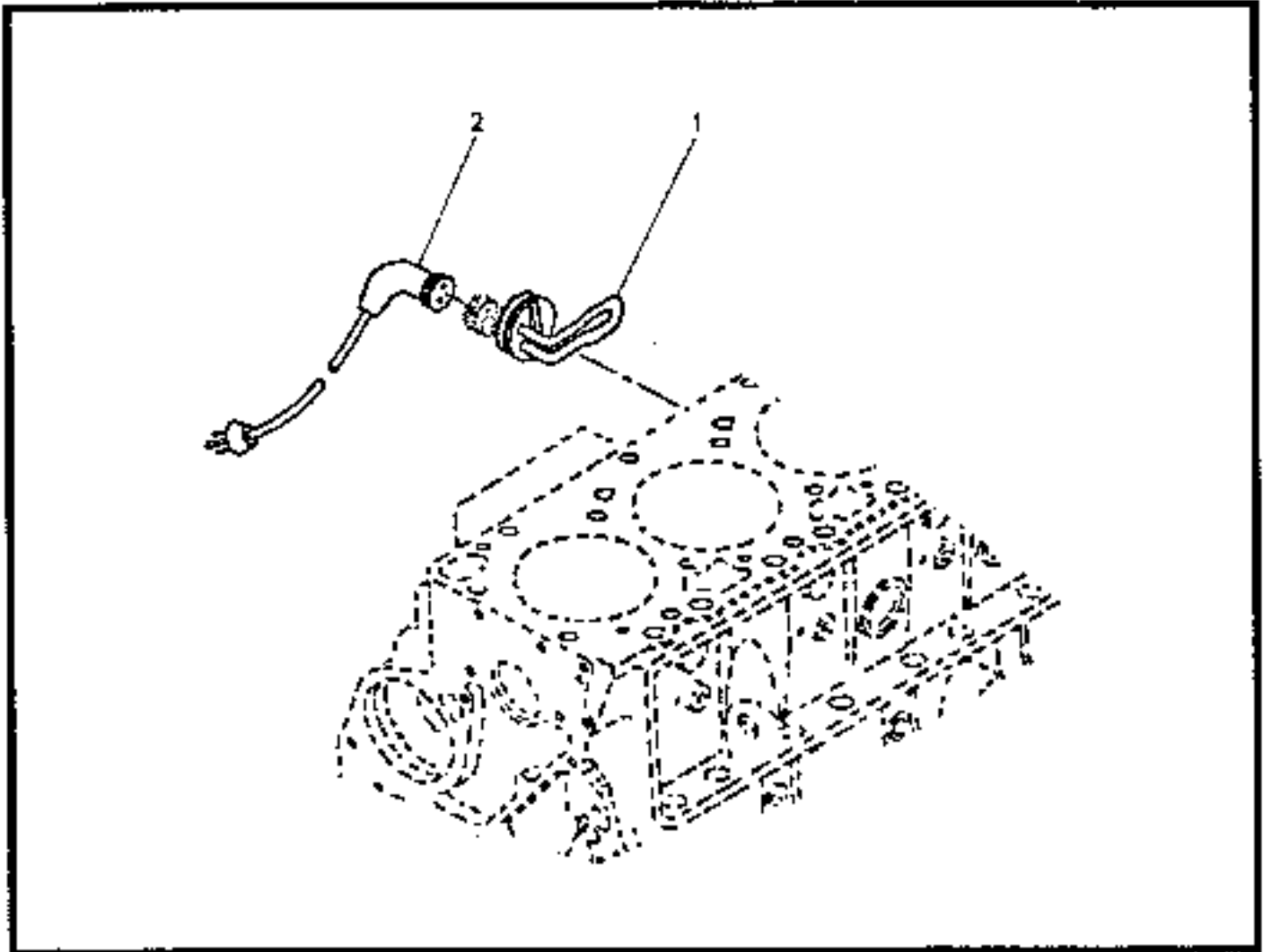


HEATER INSTALLATION - OPTIONAL EQUIPMENT RT-700F SERIES

48

ITEM NO.	COMM. NO.	DESCRIPTION	QTY	ITEM NO.	COMM. NO.	DESCRIPTION	QTY
1	59353433	-Heater Assembly	1	14	95373973	-Cable Tie	7
-	58844523	-Fan Blade	1	15	59859162	-Washer, Flat (Hardened) (1/4)	12
-	58844531	-Motor Assembly	1	16	59327825	-Nut (1/4-20)	4
-	58844549	-Heater Core	1	17	59353458	-Bracket, R.H.	1
2	59339572	-Decal, Heater Fan	1	18	59353441	-Bracket, L.H.	1
3	95654208	-Clamp, Closed (1")	1	19	95571725	-H.H.C.S. (1/4-20 x .75" lg.)	8
4	95090106	-Clamp, Hose	4	20	95077483	-Nut (1/4-20)	4
5	95430534	-H.H.C.S. (3/8-16 x 1.25" lg.)	2	21	59392480	-Wire Assembly	1
6	59731380	-Washer, Flat (Hardened) (3/8)	2	22	59397521	-Switch	1
7	95077558	-Nut (3/8-16)	2	23	59392498	-Wire Assembly	1
8	59392795	-Valve, 90° Shut-Off	1	24	59398016	-Fuse, Blade (20 amp)	1
9	95097390	-Nipple, Pipe (1/2 NPT x 2" lg.)	1	25	59397539	-Split Loom (1/4" I.D. x 2.5" lg.)	1
10	95070611	-Coupling, Reducer (1/2 x 3/8)	1	26	95301859	-Clamp, Closed (.75")	1
11	59397513	-Hose, Heater (5/8 I.D. x 60" lg.)	2	27	59392787	-Bracket, Mounting	1
12	95221024	-Elbow, 90°	1	28	59398008	-Cover, Heater	2
13	95738175	-Fitting, Hose (1/2 NPT x 5/8 I.D.)	1			-----	

RT-700F SERIES
PARTS MANUAL



BLOCK HEATER INSTALLATION - OPTIONAL EQUIPMENT
RT-700F SERIES

ITEM NO.	COMM. NO.	DESCRIPTION	QTY	ITEM NO.	COMM. NO.	DESCRIPTION	QTY
1	59352591	-Heater, Immersion	1	2	59352609	-Cord (12')	1

89

**RT-700F
PARTS MANUAL**

Always use Ingersoll-Rand Replacement parts!

**RT-700F SERIES
NUMERICAL INDEX**

COMM. NO.	PGE	COMM. NO.	PGE	COMM. NO.	PGE	COMM. NO.	PGE	COMM. NO.	PGE
35304286	159	51021152	27		167	58775511	127		137
35374677	G	51023604	25	57012718	108		129		141
	59		27		110		146	56775719	135
35895440	113	51023620	27		111		151		137
50266113	91	51023638	27		152		153		141
50273432	71	51025096	27		165		155	58775727	141
50274299	40	51025104	27	57068215	4	58775529	146	58775735	141
50281856	115	51025112	27	57153595	1		151	58775743	141
50668367	99	51025120	27		99		153	58775750	141
	103	51025138	27		103		155	58775768	141
	107	51025146	27		107	58775537	151	58775776	141
50668391	99	51025153	27	57163461	110		153	58775784	135
	103	51025286	27		167		155		137
	107	51025294	27	57220337	110	58775545	150		141
50842475	99	51025302	27	58755323	108		151		145
	103	51025310	27		110		155	58775792	141
	107	51025328	27		111	58775552	150	58775800	141
50842483	99	51025336	27		152		151	58775818	141
	103	51025344	27		165		155	58775826	141
	107	51025351	27		167	58775560	153	58775834	135
50842491	99	51025369	27	58768094	133		156		137
	103	51025377	27		135	58775576	153		141
	107	51025542	29		137	58775586	155		145
50842509	99	51025559	29		141	58775594	155	58775842	135
	103	51025567	29	58772880	121	58775602	133		137
	167	51025575	29		123	58775610	133	58775859	135
50842517	99	51025583	29	58773789	133		136		137
	103	51025625	27		137		137	58775867	135
	107	51025633	27		141	58775628	141		137
50842525	99	51025724	25		145	58775636	141	58775875	135
	103	51025732	25	58773948	133	58775644	141	58775883	135
	107	51222198	111		137	58775651	136	58775891	135
50916063			165		141		137	58775909	135
	116	55878136	145		145		141	58775917	135
50916071	116	56998503	108	58773953	133	58775669	136	58775925	135
50931971	84		110		141		137		137
50934587	62		111		145		141	58775933	135
50938935	85		152	58774258	127	58775677	136		137
50938943	85		165	58774266	121		137	58775941	135
50938950	85		167		123		141		137
50938968	85	57012676	110		127		145		145
50980572	99		111	58774274	163	58775685	136	58775958	135
	103		152	58775446	145		137		137
	107		165	58775453	145		141	58778796	159
51015923	27		167	58775461	145		145	58780206	127
51015949	27	57012684	110	58775479	145	58775693	135	58780214	127
51015972	29		111	58775487	145		137	58780222	121
51015980	29		152	58775495	145		141		123
51015998	27		165	58775503	146	58775701	135		127

**RT-700F SERIES
NUMERICAL INDEX**

COMM NO.	PGE	COMM. NO.	PGE	COMM NO.	PGE	COMM. NO.	PGE	COMM. NO.	PGE
	129	58780495	123	58780982	133		141	58781493	141
58780230	121	58780503	123	58780990	133		145	58781501	141
	123	58780511	123	58781006	133	58781311	133	58781519	135
	127	58780529	123	58781014	133		135		137
58780248	121	58780537	123	58781022	133		137		141
	123	58780545	123	58781030	133		141	58781527	135
	127	58780552	123	58781048	133		145		137
58780255	121	58780560	123	58781055	133	58781329	141		141
	123		129	58781063	133		145		145
	127	58780578	129	58781071	133	58781337	141	58781535	135
58780263	127		131	58781089	133		145		137
58780271	121	58780586	129	58781097	133	58781345	141		141
	123	58780594	129	58781105	133		145		145
	127	58780602	129	58781113	133	58781352	141	58781543	135
	129	58780610	129	58781121	133		145		137
58780289	127	58780628	129	58781139	133	58781360	141		141
58780297	127	58780636	129	58781147	133	58781378	133		145
58780305	127	58780644	129	58781154	133		135	58781550	135
	129	58780651	129	58781162	133		137		137
58780313	121	58780669	129	58781170	133		141		141
	127	58780677	129	58781188	133		145		145
58780321	121	58780685	129	58781196	133	58781386	133	58781568	135
	123	58780693	129	58781204	141		135		137
	127	58780701	129	58781220	135		137		141
58780339	127	58780719	129		137		141		145
58780347	121	58780727	129		141		145	58781576	141
	123	58780735	129	58781238	135	58781394	135	58781584	141
	127	58780743	129		137		137	58781600	141
58780354	127	58780750	129		141		141	58781618	141
58780362	127	58780768	129	58781246	141		145	58781626	141
58780370	121	58780776	129	58781253	135	58781402	133	58781634	133
	123	58780784	129		137		137		135
	127	58780792	129		141		141		137
58780388	127	58780816	129		145		145		141
58780396	121	58780826	129	58781261	141	58781410	141		145
58780404	121	58780834	129	58781279	141	58781436	141	58781642	141
	127	58780842	129	58781287	133		145	58781667	141
58780412	121	58780859	129		135	58781444	133	58781683	135
58780420	121	58780875	133		137		137		137
58780438	121	58780883	133		141		141		141
58780446	121	58780891	133		145		145		145
	123	58780909	133	58781295	133	58781451	135	58781709	135
58780453	121	58780917	133		135		137		137
	123	58780925	133		137		141		141
58780461	121	58780933	133		141		145		145
58780479	121	58780941	133		145	58781469	141	58781717	141
	123	58780958	133	58781303	133	58781477	141	58781725	141
	129	58780966	133		135	58781485	135		145
58780487	123	58780974	133		137		141	58781733	141

**RT-700F SERIES
NUMERICAL INDEX**

COMM. NO.	PGE	COMM. NO.	PGE	COMM. NO.	PGE	COMM. NO.	PGE	COMM. NO.	PGE
	145	58844606	53		145	59309922	3	59312843	59
58784901	145	58844614	53	58845389	79	59309930	3	59312850	94
58784919	145	58844622	53	58845405	27	59309948	3	59312884	35
58784927	145	58844630	53	58845413	27	59309955	3	59312934	30
58784935	145	58844648	53	58845421	27	59309971	37	59312942	30
58784950	145	58844655	53	58845439	29	59309989	3	59312959	49
58784968	145	58844663	53	58845447	23	59309997	3	59312967	49
58784976	145	58844671	53	58845462	127	59311605	91	59312975	49
58784984	145	58844689	53	58850991	94	59311613	101	59312983	49
58784992	145	58844697	53	58923550	125		118	59312991	49
58802596	158	58844705	53	58974403	69		119	59313015	35
58812710	61	58844713	53	59001560	91		125	59313163	51
58824046	3	58844721	53	59004309	67	59311621	84	59318188	71
58824053	3	58844739	53	59023028	59	59311654	63	59320556	51
58829979	61	58844747	53	59306209	91	59311682	63	59320980	G
58829987	61	58844754	53	59306217	94	59311670	84		59
58844267	9	58844762	53	59306233	59	59311712	37	59321257	67
58844275	9	58844770	53	59306241	3	59311738	37	59321273	109
58844283	9	58844788	53	59306258	3	59311746	37		121
58844291	9	58844796	113	59306274	3	59311753	22		123
58844309	9	58844804	113	59306282	63	59311761	22		125
58844317	9	58844812	113	59306290	95	59311779	22		129
58844358	15	58844820	152	59306316	159	59311787	59	59321281	109
58844366	15	58844838	167	59306324	159	59311795	59		121
58844374	19	58844846	167	59336340	159		71		123
58844382	19	58844853	167	59306357	159	59311803	59		125
58844390	9	58844861	167	59306365	159	59311811	59		129
	13	58844879	167	59307008	161	59311837	59	59321299	I
58844408	9	58844895	165	59307017	59	59311845	59		148
	13	58844903	108	59307025	91	59311860	40		149
58844416	13	58844945	152		95	59311878	40	59322651	110
58844424	13	58844952	152	59307033	94	59311886	40		111
58844432	13	58845207	96	59337041	94	59311894	35		152
58844440	15	58845215	96	59307058	91	59311902	35		165
58844457	15	58845231	79	59307066	91	59311910	35		167
58844465	19	58845249	79	59307074	63	59311944	158	59324392	39
58844473	17	58845264	79	59307082	37	59311951	162		40
58844481	17	58845272	25	59307900	145	59311969	31	59325530	117
58844499	17	58845298	71	59307926	145	59311977	31	59325548	117
58844507	17	58845306	71	59307942	145	59312587	118	59325563	160
58844515	17	58845314	71	59307967	145	59312595	118		161
58844523	168	58845322	71	59308106	141	59312603	118	59325571	160
58844531	168	58845330	71	59308166	141		119		161
58844549	168	58845348	71	59309484	3		125	59325589	163
58844556	53	58845355	75	59309492	3	59312660	133		161
58844564	53	58845363	75	59309773	93	59312686	133	59325597	160
58844572	53	58845371	135	59309807	94	59312785	133		161
58844580	53		137	59309880	3	59312801	84	59325613	161
58844598	53		141	59309898	3	59312819	161	59325621	160

**RT-700F SERIES
NUMERICAL INDEX**

COMM. NO.	PGE	COMM. NO.	PGE	COMM. NO.	PGE	COMM. NO.	PGE	COMM. NO.	PGE
	161		33		101		148	59352542	163
59325639	93		35	59340307	59	59346700	119	59352591	169
59325654	93	59331280	163	59340315	63	59346718	I	59352609	169
59325670	93	59331298	163	59340323	95		119	59352880	71
59325688	93	59331405	41	59340331	95		149	59352898	71
59325696	93	59331439	63	59340356	113	59347500	38	59353011	40
59325712	I	59331454	I	59340398	119	59347518	38	59353029	37
	93		115	59340422	118	59347526	38	59353375	119
59325720	I	59331470	I	59340430	118	59347567	C	59353391	127
	93		109	59340455	118		71	59353417	45
	113		115		125		72		47
59325738	93	59331488	91	59340489	118		73	59353425	113
59325753	93	59331496	91	59340497	32		75	59353433	168
59325761	93	59332403	91	59340513	119		77	59353441	168
59325779	91	59332411	41	59340521	119		78	59353458	168
59325787	C	59332429	41		119		79	59353474	109
	59	59332437	59		125		79	59353490	I
59325795	59	59332445	115	59340638	118	59347575	31		115
59326728	159	59332452	115		119	59347583	31	59356808	59
59326744	159	59332478	115		125	59347591	C	59356816	G
59327429	G	59332486	B	59340646	118		71		91
	59		3		119		82	59356832	7
59327825	168		4		125	59351031	A	59357632	I
59327833	41	59332494	I	59340752	118		I		150
	91		115	59340760	118	59351205	C		151
59327841	40	59333112	I		125		71		155
	41		115	59340778	118		82	59357640	127
	59	59333120	109	59340828	125	59351213	42		153
	163		115	59340877	125	59351268	G		155
	161		118	59340885	125		41	59357673	129
	166	59333153	105	59340919	125		42	59359018	115
59327866	37		108	59341016	125	59351825	119	59359026	
	39	59333161	C	59341040	125	59351833	119		115
	40		105	59341057	125	59352070	42	59359091	115
	41		106	59341073	119	59352088	42	59359109	115
	87		107	59341727	63	59352120	161	59359117	40
59327882	119	59338517	163	59344184	7	59352138	160	59359125	71
59327890	37	59338954	160	59344192	159		161	59359166	71
59327981	59	59339523	40	59346130	116	59352148	160	59359174	71
	91	59339549	40	59346163	116		161	59359182	42
59329342	3	59339556	40	59346346	I	59352161	42	59359190	42
59329359	3	59339572	168	59346353	116	59352179	42	59359844	66
59329367	3	59340109	C	59346437	85	59352187	94	59359927	40
59329383	115		101	59346627	118	59352369	93	59362319	159
59329656	37		102	59346643	118	59352377	162	59362343	159
	63		103	59346650	118	59352393	162	59362368	162
59329672	22	59340117	63	59346676	119	59352450	115	59362376	83
59329920	30		95		148	59352476	163	59362400	71
	32		97	59346684	119	59352492	163	59362434	71

**RT-700F SERIES
NUMERICAL INDEX**

COMM. NO.	PGE	COMM. NO.	PGE	COMM. NO.	PGE	COMM. NO.	PGE	COMM. NO.	PGE
59362442	117	59376848	121	59379818	1		111	59381632	27
59362459	117		123		110		152	59381640	27
59362475	95		127		111		165	59381657	27
59362491	7		129		152		167	59381665	27
59362814	59	59376855	127		165	59380758	146	59381673	27
59362830	71	59376863	127	59379834	110		151	59381681	27
59362855	71	59376871	127	59379842	110		153	59381699	27
59362897	71	59376889	127	59379859	138		155	59381707	27
59362905	71	59377606	113	59379867	108	59381210	25	59381715	27
59362939	71	59377614	97	59379875	108	59381228	25	59381723	27
59362947	71		101	59379883	108	59381236	25	59381731	27
59362970	1	59377622	97	59379891	108	59381244	25	59381749	27
	115		101	59379982	118	59381251	25	59381756	27
59364125	95		105		125	59381269	25	59381764	27
59364208	22	59377630	97	59379990	118	59381277	25	59381772	27
59364224	71		101	59380006	138	59381285	25	59381780	29
59368567	4		105	59380014	118	59381293	25	59381798	29
59371500	109	59377648	63	59380022	118	59381301	25	59381806	29
59371534	115		95		129	59381319	25	59381814	29
59371559	63	59377655	95	59380030	118	59381327	25	59381822	29
59371583	117	59377663	101		125	59381335	25	59381830	29
59371682	3	59377671	163	59380048	118	59381343	25	59381848	29
59371690	22	59377705	94		121	59381350	G	59381855	29
59371997	158	59377770	127	59380055	118		25	59381863	29
59372425	158	59377796	148	59380063	118	59381384	27	59381871	29
59372433	158	59378729	40	59380071	125	59381392	27	59381889	29
59374207	158	59379305	92	59380089	123	59381400	27	59381897	29
59374215	158	59379313	92		125	59381418	27	59381905	29
59374264	158	59379321	92	59380097	125	59381434	27	59381913	29
59374272	158	59379339	92	59380154	4	59381442	29	59381921	29
59374280	158	59379347	92	59380170	5	59381459	27	59381939	29
59374298	158	59379396	92	59380204	96	59381467	27	59381947	29
59374314	158	59379404	92	59380212	96	59381475	27	59381954	29
59374322	158	59379412	92	59380220	96	59381483	27	59381962	29
59374330	158	59379453	92	59380238	96	59381491	G	59381970	29
59375279	92	59379487	1	59380246	96		27	59381988	29
59375287	92		92	59380253	96	59381509	27	59381996	23
59375295	92	59379503	92	59380261	111	59381517	27	59382002	23
59375667	61	59379545	92	59380279	110	59381525	27	59382010	23
59375717	92	59379552	92		111	59381533	27	59382028	G
59375725	92	59379578	92		165	59381541	27		23
59375766	92	59379602	62	59380287	108	59381558	27	59382036	23
59375774	92	59379610	62		110	59381566	27	59382044	23
59375782	92	59379600	108		111	59381574	27	59382051	23
59375790	92		110		152	59381582	27	59382069	23
59375998	159		111		165	59381590	27	59382077	23
59376830	121		152		167	59381608	27	59382085	G
	123		165	59380295	108	59381616	27		62
	127		167		110	59381624	27	59382093	62

**RT-700F SERIES
NUMERICAL INDEX**

COMM. NO.	PGE	COMM. NO.	PGE	COMM. NO.	PGE	COMM. NO.	PGE	COMM. NO.	PGE
59382101	27	59383794	69	59384859	67	59385310	67		127
59382119	27	59383802	69	59384867	67	59385328	67		129
59382127	27	59383810	69	59384875	G	59385336	67	59386409	121
59382135	27	59383828	69		67	59385344	67		123
59382143	27	59383836	69	59384891	67	59385351	67		127
59382150	27	59383844	69	59384909	67	59385369	67		129
59382168	27	59383851	69	59384917	67	59385377	67	59386585	121
59382176	27	59383869	69	59384925	67	59385385	67		123
59382184	27	59383877	69	59384933	67	59385393	67		127
59382192	27	59383885	69	59384941	G	59385401	67		129
59383307	5	59383901	69		67	59385419	67	59386573	121
59383323	27	59383919	69	59384958	67	59385427	67		123
59383331	27	59383927	69	59384966	67	59385435	67		127
59383349	27	59383935	69	59384974	G	59385443	67		129
59383356	125	59383943	99		67	59385450	69	59386805	103
59383364	69		103	59384982	67	59385476	67	59386813	1
59383372	69		107	59384990	67	59385484	67		99
59383380	69	59383950	69	59385005	67	59385492	67		103
59383469	69	59383968	69	59385013	67	59385500	67		107
59383497	69	59383976	69	59385021	67	59385518	67	59386821	1
59383505	69	59383984	69	59385039	67	59385526	67		99
59383513	69	59383992	69	59385047	67	59385534	67		103
59383521	69	59384008	69	59385054	67	59385542	67		107
59383539	69	59384016	69	59385062	67	59385559	67	59386839	99
59383547	69	59384024	69	59385070	67	59385567	67		103
59383554	69	59384040	69	59385088	67	59385575	67		107
59383562	69	59384057	69	59385096	67	59385583	67	59386847	99
59383570	69	59384065	G	59385104	G	59385591	67		103
59383588	69		69		67	59385609	67		107
59383596	69	59384073	69	59385112	67	59385617	67	59386854	99
59383604	67	59384081	69	59385120	67	59385625	67		103
59383612	67	59384099	69	59385138	67	59385633	67		107
59383620	67	59384107	69	59385146	67	59385641	67	59386862	99
59383638	67	59384115	69	59385153	67	59385658	67		103
59383646	67	59384123	69	59385161	67	59385666	67		107
59383653	67	59384131	69	59385179	67	59385674	67	59386870	99
59383661	63	59384156	69	59385187	67	59385682	67		103
59383679	63	59384172	69	59385195	67	59385690	67		107
59383687	63	59384180	69	59385203	67	59385708	67	59386888	99
59383695	69	59384198	69	59385211	67	59385716	67		103
59383703	69	59384289	69	59385229	67	59385724	67		107
59383711	69	59384297	99	59385237	67	59385732	67	59386896	99
59383729	69		103	59385245	67	59385740	67		103
59383737	69		107	59385252	67	59385757	69		107
59383745	69	59384800	66	59385260	67	59385765	69	59386904	99
59383752	69	59384818	66	59385278	67	59385773	67		103
59383760	69	59384826	66	59385286	67	59385781	67		107
59383778	69	59384834	66	59385294	67	59385799	67	59386912	1
59383786	69	59384842	67	59385302	67	59386334	121		99

**RT-700F SERIES
NUMERICAL INDEX**

COMM. NO.	PGE	COMM. NO.	PGE	COMM. NO.	PGE	COMM. NO.	PGE	COMM. NO.	PGE
	103		103	59387340	65	59399451	82	59399956	11
	107	59387100	99	59387357	85	59399469	82	59399964	11
59386920	99		103	59388009	146	59399477	82	59399972	13
	103		107	59388017	147	59399485	82	59399980	13
59386938	99	59387118	99	59388025	149	59399493	82	59399998	13
	103		103	59388033	150	59399519	9	59402800	13
59386946	99		107	59388041	151	59399527	9	59402818	13
	103	59387126	99	59388058	153	59399535	9	59402826	13
	107		103	59388066	154	59399543	9	59402834	13
59386953	67		107	59388074	155	59399550	9	59402842	13
59386961	99	59387134	99	59388090	105	59399568	9	59402859	13
	103		103	59388405	105	59399576	9	59402867	13
	107		107	59388413	151	59399584	9	59402875	13
59386979	99	59387142	99	59388439	71	59399592	9	59402883	13
	103		103	59388447	71	59399630	9	59402891	13
	107		107	59388454	59	59399618	9	59402909	13
59386987	99	59387159	99	59388504	135	59399626	9	59402917	13
	103		103	59388546	101	59399634	9	59402925	13
	107		107	59392480	168	59399642	9	59402933	13
59386995	99	59387167	99	59392498	168	59399659	9	59402941	13
	103		103	59392704	160	59399667	9	59402958	13
	107		107		161	59399675	9	59402966	13
59387001	99	59387175	99	59392720	91	59399683	9	59402974	13
	103		103	59392738	33	59399691	9	59402982	15
	107		107	59392753	163	59399709	9	59402990	15
59387019	99	59387183	99	59392761	93	59399717	9	59403006	15
	103		103	59392779	33	59399725	9	59403014	15
	107		107	59392787	168	59399733	9	59403022	15
59387027	99	59387191	99	59392795	168	59399741	9	59403030	15
	103		103	59394536	G	59399759	9	59403048	15
59387035	99		107		5	59399766	9	59403055	15
	103	59387209	99	59394544	G	59399774	9	59403063	15
	107		103		5	59399782	9	59403071	15
59387043	99		107	59394551	146	59399790	9	59403113	15
	103	59387217	99	59394718	127	59399808	9	59403121	15
	107		103		129	59399816	9	59403139	15
59387050	99		107	59397513	168	59399824	9	59403147	15
	103	59387225	107	59397521	168	59399832	9	59403154	15
	107	59387233	107	59397539	168	59399840	9	59403162	15
59387068	1	59387241	107	59397570	B	59399857	9	59403170	15
	99	59387258	107		51	59399865	9	59403188	15
	103	59387266	107		52	59399873	9	59403196	15
	107	59387274	107		53	59399881	11	59403204	15
59387076	99	59387282	107	59397794	51	59399899	11	59403212	15
	103	59387290	159	59398008	168	59399907	11	59403220	15
	137	59387308	65	59398316	168	59399915	11	59403238	15
59387084	99	59387316	65	59398332	C	59399923	11	59403246	15
	103	59387324	65		59	59399931	11	59403253	15
59387092	99	59387332	65	59398925	163	59399949	11	59403261	15

**RT-700F SERIES
NUMERICAL INDEX**

COMM NO.	PGE	COMM. NO.	PGE	COMM NO.	PGE	COMM. NO.	PGE	COMM. NO.	PGE
59403279	15	59403766	21	59420463	75	59420950	75	59421438	75
59403287	15	59403774	21	59420471	75	59420988	75	59421446	75
59403295	15	59403782	21	59420489	75	59420976	75	59421453	75
59403303	19	59463790	21	59420497	75	59420964	75	59421461	75
59403311	19	59463808	21	59420505	75	59420992	75	59421479	75
59403329	19	59405977	C	59420513	75	59421008	75	59421487	75
59403337	19		68	59420521	75	59421016	75	59421495	75
59403345	19		69	59420539	75	59421024	75	59421503	75
59403352	19	59407825	121	59420547	75	59421032	75	59421511	75
59403360	19		123	59420554	75	59421040	75	59421529	75
59403378	19		146	59420562	75	59421057	75	59421537	75
59403386	19		147	59420570	75	59421065	75	59421545	77
59403394	19	59407833	121	59420588	75	59421073	75	59421552	77
59403402	19		123	59420604	75	59421081	75	59421560	77
59403410	19		146	59420612	75	59421099	75	59421578	77
59403428	19		147	59420620	75	59421107	75	59421586	77
59403436	19	59416487	D	59420638	75	59421115	75	59421594	77
59403444	19		164	59420646	75	59421123	75	59421602	77
59403451	19		165	59420653	75		81	59421610	77
59403469	19	59416669	7	59420661	75	59421131	75	59421628	77
59403477	19		8	59420679	75		81	59421636	77
59403485	19		9	59420687	75	59421149	75	59421644	77
59403493	21		11	59420695	75	59421156	75	59421651	77
59403501	21		12	59420703	75	59421164	75	59421669	77
59403519	21		13	59420711	75	59421172	75	59421677	77
59403527	21		14	59423729	75	59421180	75	59421685	77
59403535	21		15	59420737	75	59421198	75	59421701	77
59403543	21		16	59420745	75	59421206	75	59421719	77
59403550	21		17	59420752	75	59421214	75	59421727	77
59403558	21		18	59420760	75	59421222	75		81
59403576	21		19	59420778	75	59421230	75	59421735	79
59403584	21		20	59420786	75	59421248	75	59421743	79
59403592	21		21	59420794	75	59421255	75	59421750	79
59403600	21	59419846	137	59420802	75	59421263	75	59421768	79
59403618	21	59419861	137		79	59421271	75	59421776	79
59403626	21	59419887	135	59420810	75	59421289	75	59421784	79
59403634	21	59419929	141	59420828	75	59421297	75	59421792	79
59403642	21	59419945	157	59420836	75	59421305	75	59421800	79
59403659	21	59419952	157	59420844	75	59421313	75	59421833	79
59403667	21	59420364	75	59420851	75	59421339	75	59421891	79
59403675	21	59420372	75	59420869	75	59421347	75	59421909	79
59403683	21	59420380	75	59420877	75	59421354	75	59421917	79
59403691	21	59420398	75	59420885	75	59421362	75	59421925	79
59403709	21	59420406	75	59420893	75	59421370	75	59421933	79
59403717	21	59420414	75	59420901	75	59421388	75	59421941	79
59403725	21	59420422	75	59420919	75	59421396	75	59421958	79
59403733	21	59420430	75	59420927	75	59421404	75	59422014	79
59403741	21	59420448	75	59420935	75	59421412	75	59422022	79
59403758	21	59420455	75	59420943	75	59421420	75	59422030	79

**RT-700F SERIES
NUMERICAL INDEX**

COMM. NO.	PGE	COMM. NO.	PGE	COMM. NO.	PGE	COMM. NO.	PGE	COMM. NO.	PGE
5942204E	79	59422584	81	59485763	I	59552877	51	59670554	113
59422055	79	59422592	81		115	59557538	40	59673137	7
59422063	79	59422618	81	59485797	157	59560185	39	59678383	159
59422071	79	59422626	81	59485813	157	59565028	91	59680140	I
59422089	79	59422642	81	59485821	127	59565044	119		93
59422097	79	59422659	81	59485862	125		125	59680983	55
59422105	79	59422667	81	59485870	123	59565721	71		83
59422113	79	59422675	81	59485888	121		94		113
59422121	79	59422683	81	59485896	164	59571794	63	59684779	59
59422139	79	59422691	81		166		71	59717702	84
59422147	79	59422717	77	59487264	137	59571810	59		160
59422154	79	59422725	77	59487280	137	59573725	160		161
59422162	79	59422733	77	59491464	159		161	59725002	167
59422170	79	59422741	77	59497859	95	59579078	51	59726034	59
59422188	79	59422758	77		96	59580506	59		91
59422196	79	59422766	77	59497867	G		91		101
	79	59422774	77		63	59583450	42	59726414	38
59422204	79	59422782	77	59502518	I		115		55
59422220	79	59422790	77		93	59584516	94		91
59422238	79	59430314	135	59506691	71	59585133	59	59728196	G
59422246	79	59430322	51	59518423	87	59588392	22		59
59422253	79		159	59518431	87	59592980	59	59731075	87
59422261	79	59430330	51	59524447	30	59593004	59	59731257	159
59422279	79		159		31	59594812	59	59731281	93
59422295	79	59430348	51		32	59603191	113	59731380	95
59422303	81		159		33	59606210	160		163
59422329	81	59430355	51		36		161		168
59422337	81	59430363	51	59527192	59	59606301	160	59748640	162
59422352	81	59436600	45	59533182	71		161	59752048	108
59422360	81	59436618	45		91	59608558	42		111
59422378	81	59436667	22		94		115		152
59422386	81	59438903	141		101	59607713	94		165
59422402	81		145	59533588	59	59609008	95	59752089	108
59422410	81	59444002	G	59533596	59	59610923	71		110
59422428	81		4		71	59615872	159		111
59422436	81	59455535	91	59537266	7	59616540	41		152
59422444	81	59465658	115		59		42		165
59422451	81	59476275	G	59539569	39	59625012	41		167
59422469	81		61		40		42	59752097	108
59422477	81	59476937	61		51	59625905	160		111
59422485	81	59477711	61		71		161		152
59422493	81	59480277	G		67	59629857	83		165
59422501	81		61	59544213	45	59643643	41		167
59422519	81	59484089	123		47		42	59759720	113
59422527	81	59485714	158	59546291	59	59653543	59	59759753	113
59422535	81	59485722	158		63	59653600	87	59759829	84
59422543	81	59485748	164		71	59657312	59	59764514	38
59422568	81		166	59546762	93		71		87
59422576	81	59485755	94	59546812	59	59668129	59		91

**RT-700F SERIES
NUMERICAL INDEX**

COMM. NO.	PGE	COMM. NO.	PGE	COMM. NO.	PGE	COMM. NO.	PGE	COMM. NO.	PGE
59766501	159		180	59941682	95		59		84
59773713	91		161	59941765	159	59971267	G		85
59773770	91	59918649	91	59945402	I		3	59988055	84
59777979	162	59919670	3		115	59971275	I	59988063	95
59787465	95		7	59945873	163		121	59988071	59
59802587	92	59919829	115	59945881	87		123	59988089	32
59802686	G	59921056	3	59947507	159		148	59988097	83
	65	59922153	38	59959882	115		150	59988105	161
59807941	39	59922260	115	59965962	40		161	59988113	59
	55	59922278	97		95	59971291	G	59988121	84
	113		101	59966952	118		63	59988139	41
59816215	59	59922351	97		125	59971366	G	59988147	41
59816322	G		101	59967489	159		85		42
	59		115	59968164	C	59971374	G	59988154	I
59816447	93	59922385	59		118		41		160
59816520	G	59922492	91	59968172	C		42		161
	59	59922633	97		118	59971382	121	59988162	59
59816728	93		101	59968180	125		123	59988170	83
59822148	159		105	59968321	158		127	59988311	C
59822264	159		115	59968339	158		129		91
59824250	93	59922641	39	59968347	158	59971432	118		92
59857078	115	59922658	115	59968354	158	59971457	G	59988493	93
59859629	59	59922674	39	59968370	C		59	59988519	B
59861179	110	59922807	91		119	59971481	G		3
	111		115	59968388	121		59		5
	152	59922864	3	59968446	158	59975672	55	59988527	3
	165		109	59968453	158	59978510	159	59988543	41
	167		115	59968461	158	59978528	159	59988550	59
59868970	163	59922906	71	59968537	158	59978858	39	59988568	3
59869917	115		97	59968545	158	59982231	G	59988576	22
59878728	159		101	59969048	32		41	59988584	22
59879783	G		105	59969055	32	59983130	159	59988592	31
	59	59922997	105	59969972	159	59983163	91	59988618	59
59879791	59	59923003	59	59969980	159	59983171	91	59988626	45
59887182	163	59923185	41	59970624	95	59983189	91	59988634	C
59889162	168		42	59971038	G	59983429	51		63
59893412	91	59923318	115		59		159	59988642	113
59894881	59	59923342	63	59971101	123	59983437	51	59988683	113
59895896	59	59923490	105		125		159	59988691	32
59903120	63	59923730	97	59971119	I	59983445	51		35
59903138	41		101		146		159	59988709	C
	63		105		147	59988014	G		97
	105	59923813	115	59971176	I		39		98
	115	59924035	115		153	59988022	C		99
59918193	160	59929059	59		155		115	59988717	35
	161	59937334	113	59971184	6		116	59988725	32
59918532	3	59938662	118	59971234	G	59988030	41	59988733	32
59918573	84		125		91		42	59988741	31
	95		159	59971259	G	59988048	C	59988758	31

**RT-700F SERIES
NUMERICAL INDEX**

COMM. NO.	PGE	COMM. NO.	PGE	COMM. NO.	PGE	COMM. NO.	PGE	COMM. NO.	PGE
59988766	31	59992172	40		83		94		35
59988774	C	59992289	3	59998476	91		160	95079588	3
	63	59993360	127	59998500	91		161	95081667	42
	68	59993378	83	59998518	91	95064697	59		45
	69	59994863	108		101		63		55
59988782	22	59996330	83	59998526	91		91		59
59988790	162	59996348	162	59998666	91	95069571	37		87
59988808	3	59996470	91	59998674	91	95069597	40	95081808	3
59988816	3	59996488	37	59998716	91		49		118
59989160	35	59996496	37	59998724	91		55		125
59989426	3	59997155	94	59998765	91		59	95081824	37
59989434	3	59997718	63	59998773	94		63		41
59989467	3		69	59998781	94		87		148
59989483	3	59997775	49	59998799	94		94		149
59989517	I	59997783	49	59998807	94	95070611	168	95081857	41
	160	59997791	49	59998806	94	95073953	93		53
	161	59997825	D	59998848	94	95073996	113	95081865	63
59989525	C		166	59998955	94	95074241	91	95085890	118
	109		167	59998963	94	95076733	113		119
	111	59997833	37	59998997	51	95076741	91		125
59989533	C	59997841	37	59999862	31	95077442	37	95085916	94
	109	59997932	37	59999888	91	95077483	94	95090106	168
	110	59997940	37	59999896	37		115	95093399	3
59989541	I	59997957	37	95002689	59		168		37
	160	59997965	37		94	95077541	91	95094306	41
	161	59997973	37	95002739	91	95077558	42		115
59989558	93	59997999	37		101		49	95094314	45
59989814	93	59998062	40	95010039	159		63		59
59989848	3	59998096	43	95011060	41		71	95097390	168
59989855	3		87		42		91	95098356	71
59989863	3		94	95037131	40		168		94
59989954	91		117		59	95077574	39	95101713	95
59989962	91	59998104	43	95038147	40		40	95101721	164
59989970	91	59998112	43	95043188	41		42		166
59991208	37	59998120	55		53		45	95101804	91
59991398	37	59998138	55	95043198	59		59		115
59991406	37	59998203	59	95049029	40		63	95101812	41
59991737	C	59998252	59	95058046	55		87		53
	95	59998278	59	95063418	40		91		91
	96	59998302	59	95064655	59	95077590	59	95108072	3
59991745	45	59998328	59		115		71	95191714	45
59991810	39	59998336	59		160	95077681	160	95200077	3
59991869	47	59998369	59		161		161	95200093	35
59991877	47	59998393	41	95064671	94	95077756	53	95200607	45
59991901	87		42	95064689	37	95077764	53		47
59991976	87	59998401	41		41	95077798	118	95201281	3
59991992	39	59998435	41		42		146		7
59992008	39	59998450	41		59		149		119
59992016	39	59998466	40		91	95077822	3	95201331	95

**RT-700F SERIES
NUMERICAL INDEX**

COMM NO.	PGE	COMM. NO.	PGE	COMM NO	PGE	COMM. NO.	PGE	COMM. NO.	PGE
	97		42	95462750	40	95919254	49		
	101		53		63		91		
95201414	37	95297602	7	95474227	7	95919288	91		
	71		51	95475232	91	95919569	40		
	94		63	95475505	49	95919593	37		
95208856	40		87		53	95919635	91		
95208971	91	95301842	41		91	95919817	157		
95209003	40	95301859	168		94	95920039	37		
	160	95303350	105	95480265	59	95920419	91		
	161	95323358	63		71	95920443	91		
95209086	40	95335360	45	95481115	49	95920583	91		
95209094	41		47	95490561	160	95921961	91		
	42	95395378	45		161	95922233	40		
95209409	118	95335386	37	95505939	55		83		
95209474	7	95354759	160	95571659	41	95922282	37		
95209490	3	95365615	93		42	95922373	37		
95211900	91	95366555	71	95571725	168		91		
	101	95371266	113	95571923	115	95922399	91		
95216677	3	95373585	119		160	95922563	40		
95219721	129		125		161	95922597	37		
95219754	63	95373833	71	95571972	42	95923074	37		
95220893	41	95373973	40		115	95923124	40		
	42		113	95644027	91	95923223	83		
95221024	168		160	95647814	97	95923314	91		
95223996	3		161		101	95923322	40		
95227294	37		163		105		49		
95234456	160		168	95654208	59		91		
95242394	94	95378667	51		63	95923348	91		
95246930	113	95378907	63		168	95924023	91		
95250692	41	95379392	59	95655536	91	95929691	91		
	42	95379558	94	95673984	94	95931242	157		
95267688	3	95386082	59	95685608	41				
95268306	91	95386587	163		42				
95271896	94	95391348	118		115				
95278040	91	95401402	91	95738175	168				
95279071	41	95403580	59	95765855	94				
	42	95412821	37	95839049	115				
95280079	59		39	95839650	37				
95280863	37	95423166	35	95839700	47				
	94	95430534	41	95839734	45				
95286266	41		42		47				
	42		49	95841854	118				
95287629	40		59	95842548	118				
95293627	91		63		125				
	109		163	95864252	87				
	115		168	95900122	118				
	118	95439907	37		119				
95297586	40	95442422	59		125				
	41		63	95919221	40				

WORD INDEX

3-Section Control Valve (30' mast)	105	Cylinder, Hydraulic (Roller Mast 15' RT-706F)	121
3-Section Control Valve (except 30' mast)	97	Cylinder, Hydraulic (Roller Mast 15' RT-708F)	127
4-Section Control Valve	101	Cylinder, Hydraulic (Roller Mast 21' RT-706F)	125
4WD Transmission Assembly, Mechanical	81	Cylinder, Hydraulic (Roller Mast 22' RT-706F)	123
Air Cleaner	84	Cylinder, Hydraulic, 2nd Stage Lift (30' RT-708F)	129
Air Cleaner Element	85	Cylinder, Lift (10') (RT-705F)	118
Air Cleaner Restriction Indicator	84	Cylinder, Lift (14') (RT-705F)	118
Alarm, Back-up	160-161	Cylinder, Secondary (16' Ultraview- RT-708F)	141
Alternator	59	Cylinder, Side Shift (except 30' mast)	109
Atomizer	163	Cylinder, Starting Fluid	163
Axle Housing (4WD)	12	Cylinder, Steering (2WD)	3
Axle, Drive	22	Cylinder, Tilt	166
Axle, Steer (2WD)	3	Cylinder, Tilt (30' mast)	105
Axle, Steer (4WD)	7	Cylinder, Tilt (except 30' mast)	109
Back-up Alarm	160-161	Decal Installation	159
Backrest, Load	157	Decal: 10' (RT-705F)	118
Battery	87	Decal: 12' (Roller Mast 12.5' RT-708F)	127
Battery Cable	160-161	Decal: 12.5' (RT-706F)	119
Belt, Fan	59	Decal: 14' (RT-705F)	118
Brake Lever	94	Decal: 15' (Roller Mast 15' RT-706F)	121
Brake Pedal	94	Decal: 15' (Roller Mast 15' RT-708F)	127
Button, Horn	93	Decal: 21' (Roller Mast 21' RT-706F)	125
Cable, Battery	160-161	Decal: 22' (Roller Mast 22' RT-706F)	123
Cable, Control	91	Decal: 30' (RT-708F)	129
Cap, Fuel	40	Decal: Control (RT-705F)	118,125
Cap, Hydraulic Tank	39	Decal: Heater Fan	168
Cap, Radiator (2WD)	41	Decal: I-R	118,125
Cap, Radiator (4WD)	42	Decal: Lift Capacity	51
Carriage, Hook Mount, 60" (RT-706F)	150	Decal: Model Number	51
Carriage, Hook Mount, 60" (RT-708F)	154	Decal: Rollover Warning	51
Carriage, Hook Mount, 64" (RT-705F)	147	Decal: Trademark	118-129
Carriage, Shaft Mount, 48" (RT-706F)	148	Diesel Starting Kit	163
Carriage, Shaft Mount, 60" (RT-706F)	149	Differential (4WD)	10
Carriage, Shaft Mount, 60" (RT-708F)	153	Differential Carrier (4WD)	8
Carriage, Shaft Mount, 64" (RT-705F)	146	Differential, Drive Axle	23
Carriage, Shaft Mount, 84" (RT-706F)	151	Dipstick, Engine Oil	59
Carriage, Shaft Mount, 84" (RT-708F)	155	Dipstick, Transmission (2WD)	63
Carrier, Differential (4WD)	8	Dipstick, Transmission (4WD)	71
Console Cover and Overhead Guard	51	Draincock, Radiator (2WD)	41
Control Cable	91	Draincock, Radiator (4WD)	42
Control Valve, 3-Section (30' mast)	105	Drive Axle	22
Control Valve, 3-Section (except 30' mast)	97	Drive Axle, Differential	23
Control Valve, 4-Section	101	Drive Axle, Rear Axle and Differential Group	26
Control Valve, Transmission Assembly	79	Drive Axle, Rear Brakes	25
Converter, Torque	59	Drive Shaft (2WD)	63
Coolant Filter (Spin-on)(2WD)	41	Drive Shaft (4WD)	71
Cooler, Oil	42	Drive, Planetary (4WD)	18
Counterweight	45-47	Dual Wheel Kit	75
Cylinder, Extended Tilt	164	Element, Air Cleaner	85
Cylinder, Free-lift (16' Ultraview- RT-708F)	141	Engagement Lever (4WD)	71
Cylinder, Hydraulic (10' & 14' Simplex - RT-705F)	133	Engine	59
Cylinder, Hydraulic (10' 12' & 14' Multi- RT-705F)	135	Engine Block Heater	169
Cylinder, Hydr. (12' & 16' Multiview-RT-700F)	137	Engine Fan	59
Cylinder, Hydr. (22' & 30' Multiview- RT-708F)	145	Engine Mount	59
Cylinder, Hydraulic (Roller Mast 12.5' RT-708F)	127	Engine Mount, Rear (4WD)	71
		Engine Oil Dipstick	59

WORD INDEX

Exhaust Extension	162	Hose, Radiator, Lower (4WD)	42
Exhaust Gasket	59	Hose, Radiator, Upper (2WD)	41
Extended Tilt Cylinder	164	Hose, Radiator, Upper (4WD)	42
Extension, Exhaust	162	Hosing, Hydraulic	115
Fan Belt	59	Hourmeter	93
Fan Guard	95	Housing, Axle (4WD)	12
Fan, Engine	59	Housing, Joint (4WD)	14
Fender	55	Hydraulic Cylinder (10' & 14' Simplex - RT-705F)	133
Filter, Coolant (Spin-on) (2WD)	41	Hydraulic Cylinder (10' 12' & 14' Multi- RT-705F)	135
Filter, Fuel, Primary	59	Hydr. Cylinder (12' & 16' Multiview- RT-700F)	137
Filter, Fuel, Secondary	59	Hydr. Cylinder (22' & 30' Multiview- RT-708F)	145
Filter, Oil	59	Hydraulic Cylinder (Roller Mast 12.5' RT-708F)	127
Flasher	113	Hydraulic Cylinder (Roller Mast 15' RT-706F)	121
Flood Light	113	Hydraulic Cylinder (Roller Mast 15' RT-708F)	127
Floor Plate	43	Hydraulic Cylinder (Roller Mast 21' RT-706F)	125
Flow Regulator (15 GPM)	118-129	Hydraulic Cylinder (Roller Mast 22' RT-706F)	123
Flow Valve (10' & 14' Simplex - RT-705F)	133	Hydraulic Cylinder, 2nd Stage Lift (30' RT-708F)	129
Flow Valve (10' 12' & 14' Multiview- RT-705F)	135	Hydraulic Hosing	115
Flow Valve (12' & 16' Multiview- RT-700F)	137	Hydraulic Pump	59
Flow Valve (16' Ultraview- RT-708F)	141	Hydraulic Reservoir	39
Flow Valve (22' & 30' Multiview- RT-708F)	145	Hydraulic Tank Cap	39
Fork	158	Hydraulic Tank Sight Gauge	39
Forward-Reverse Knob	95	Ignition Key	93
Forward-Reverse Shift Lever	91	Ignition Switch	93
Frame, Main	37	Immersion Heater	169
Free-lift Cylinder (16' Ultraview- RT-708F)	141	Indicator Light	93
Fuel Cap	40	Indicator, Restriction, Air Cleaner	84
Fuel Filter, Primary	59	Instrument Panel	91
Fuel Filter, Secondary	59	Joint Housing (4WD)	14
Fuel Gauge	93	Joint, Universal (4WD)	16
Fuel Sender	40	Key, Ignition	93
Fuel Tank	40	Kit, Diesel Starting	163
Fuse (10 amp)	93	Kit, Horn	160-161
Fuse (25 amp)	93,113	Kit, Wheel Kit	35
Gasket, Exhaust	59	Main Frame	37
Gauge Light	93	Knob, Forward-Reverse	95
Gauge, Fuel	93	Knob, Transmission	95
Gauge, Water Temperature	93	Lever, Brake	94
Guard, Fan	95	Lever, Engagement (4WD)	71
Gear, Steering (4WD)	20	Lever, Forward-Reverse Shift	91
Grille	95	Lever, Transmission (4WD)	71
Handle Assembly (Lift, Tilt, Side Shift)	91	Lift Cylinder (10') (RT-705F)	118
Handle, Lift	91	Lift Cylinder (14') (RT-705F)	118
Handle, Side Shift	91	Lift Handle	91
Handle, Tilt	91	Light, Flood	113
Handrail	55	Light, Gauge	93
Heater	168	Light, Indicator	93
Heater, Engine Block	169	Light, Turn Signal	113
Heater, Immersion	169	Linkage, Shift	91
Hood	83,162	Load Backrest	157
Hook Mount Carriage, 60" (RT-7061)	150	Lower Radiator Hose (2WD)	41
Hook Mount Carriage, 60" (RT-7081)	154	Lower Radiator Hose (4WD)	42
Hook Mount Carriage, 64" (RT-705F)	147	Mast (RT-705F)	118
Horn Button	93	Mast Pivot Shaft	117
Horn Kit	160-161	Master Light Switch	113
Hose, Radiator, Lower (2WD)	41	Mechanical 4WD Transmission Assembly	81

WORD INDEX

Mount, Engine	59	Steer Axle (2WD)	3
Muffler	59	Steer Axle (4WD)	7
Nut, Wheel	30-35	Steering Cylinder (2WD)	3
Oil Cooler	42	Steering Gear (4WD)	20
Oil Filter	59	Steering Valve	91
Oil Pressure Switch	59	Switch, Ignition	93
Overhead Guard and Console Cover	51	Switch, Master Light	113
Pan, Skid	38	Switch, Oil Pressure	59
Panel, Instrument	91	Switch, Pressure Reverse	161
Pedal, Brake	94	Switch, Reverse	160-161
Pedal, Throttle	94	Switch, Transmission Oil Temperature (2WD)	63
Planetary Drive (4WD)	18	Tank, Fuel	40
Plate, Floor	43	Temperature Sender	59
Precleaner	83,162	Throttle Pedal	94
Pressure Reverse Switch	161	Tie Rod Assembly (2WD)	3
Primary Fuel Filter	59	Tilt Cylinder	166
Priority Valve	115	Tilt Cylinder (30' mast)	105
Pump, Hydraulic	59	Tilt Cylinder (except 30' mast)	109
Radiator (2WD)	41	Tilt Handle	91
Radiator (4WD)	42	Tire	30-35
Radiator Cap (2WD)	41	Tire Valve	30-35
Radiator Cap (4WD)	42	Torque Converter	59
Radiator Draincock (2WD)	41	Transmission (2WD)	63
Radiator Draincock (4WD)	42	Transmission (4WD)	71
Rear Axle and Differential Group, Drive Axle	26	Transmission Assembly, Mechanical (4WD)	81
Rear Brakes, Drive Axle	25	Transmission Assembly Control Valve	79
Rear Engine Mount (4WD)	71	Transmission Dipstick (2WD)	63
Regulator, Flow (15 GPM)	118-129	Transmission Dipstick (4WD)	71
Reservoir, Hydraulic	39	Transmission Knob	95
Restriction Indicator, Air Cleaner	84	Transmission Lever (4WD)	71
Reverse Switch	160-161	Transmission Oil Temperature Switch (2WD)	63
Seal Kit	See Component	Turn Signal Light	113
Seat	95	Universal Joint (4WD)	16
Seat Belt	95	Upper Radiator Hose (2WD)	41
Secondary Cylinder (16' Ultraview- RT-708F)	141	Upper Radiator Hose (4WD)	42
Secondary Fuel Filter	59	Valve, Flow (10' & 14' Simplex - RT-705F)	133
Sender, Fuel	40	Valve, Flow (10' 12' & 14' Multiview- RT-705F)	135
Sender, Temperature	59	Valve, Flow (12' & 16' Multiview- RT-700F)	137
Shaft Mount Carriage, 48" (RT-706F)	143	Valve, Flow (16' Ultraview- RT-708F)	141
Shaft Mount Carriage, 60" (RT-706F)	149	Valve, Flow (22' & 30' Multiview- RT-708F)	145
Shaft Mount Carriage, 60" (RT-708F)	153	Valve, Priority	115
Shaft Mount Carriage, 64" (RT-705F)	146	Valve, Shut-off	59
Shaft Mount Carriage, 84" (RT-706F)	151	Valve, Steering	91
Shaft Mount Carriage, 84" (RT-708F)	155	Valve, Tire	30-35
Shaft, Drive (2WD)	63	Vandalism Protection	49
Shaft, Drive (4WD)	71	Water Temperature Gauge	93
Shaft, Mast Pivot	117	Wheel	30-35
Shift Linkage	91	Wheel nut	30-35
Shut-off Valve	59		
Side Shift Cylinder (except 30' mast)	109		
Side Shift Handle	91		
Sight Gauge, Hydraulic Tank	39		
Skid Pan	38		
Solenoid	160-161		
Starter	59		
Starting Fluid Cylinder	163		

PARTS WARRANTY

Ingersoll-Rand Company ("Company") through its distributor warrants that parts manufactured by it will be as specified and will be free from defects in material and workmanship. The Company's liability under this warranty shall be limited to the repair or replacement of any part which was defective at the time of shipment provided Purchaser notifies the Company of any such defect promptly upon discovery, but in no event later than three (3) months from the date of shipment of such part by the Company.

Repairs and replacements shall be made by the Company F.O.B. point of shipment. The Company shall not be responsible for costs of transportation, removal, or installation.

Warranties applicable to material and equipment supplied by the Company but wholly manufactured by others, shall be limited to the warranties extended to the Company by the manufacturer which are able to be conveyed to the Purchaser.

This warranty does not apply to failures occurring as a result of abuse, misuse, negligent repairs, corrosion, erosion, and normal wear and tear, alterations, or modifications made to the part without express written consent of Ingersoll-Rand.

THIS WARRANTY IS IN LIEU OF ALL OTHER WARRANTIES (EXCEPT OF TITLE), EXPRESSED OR IMPLIED, AND THERE ARE NO WARRANTIES OF MERCHANTABILITY OR OF FITNESS FOR A PARTICULAR PURPOSE.

LIMITATION OF LIABILITY

The remedies of the user set forth under the provisions of warranty outlined above are exclusive and the total liability of Ingersoll-Rand; or its distributor with respect to this sale; or the equipment and service furnished hereunder, in connection with the performance or breach thereof, or from the sale, delivery, installation, repair or technical direction covered by or furnished under this sale, whether based on contract warranty, negligence, indemnity, strict liability or otherwise shall not exceed the purchase price of the unit of equipment upon which such liability is based.

Ingersoll-Rand and its distributor shall in no event be liable to the user, any successors in interest, or any beneficiary of assignee relating to this sale for any consequential, incidental, indirect, special, or punitive damages arising out of this sale; or any breach upon lost goodwill, lost profits or revenue, interest, work stoppage, impairment of other goods, loss by reason of shutdown or non-operation, increased expenses of operation of the equipment, loss of use of power system, cost of purchase of replacement power, or claims of user or customer of the user for service interruption whether or not such loss or damage is based on contract, warranty, negligence, indemnity, strict liability or otherwise.



Road Development

Ingersoll-Rand Company
312 Ingersoll Drive
Shippensburg, PA 17257

©2000 Ingersoll-Rand Company
Printed in U.S.A.