

# REPAIR CATALOG



7-22-83

SERIAL NUMBERS  
615016 AND UP  
71400-800  
50001 and up

## MA300, 40, 50 AND 600 FORK LIFT TRUCKS



WHITE LIFT TRUCK

### WHITE LIFT TRUCK

11000 19TH AVENUE S.W.

BOULDER, COLORADO 80501

Part No.	Description	Qty
<b>INT. ENGINE AND AIR SYSTEMS</b>		
17-5375	Pistons and rings set (5) (incl. oil)	1
20-770247	Pistons and rings set (5) (incl. oil)	1
10-2142	Pistons and rings set (5) (incl. oil)	1
07-600463	Pistons and rings set (5) (incl. oil)	1
07-600470	Pistons and rings set (5) (incl. oil)	1
17-5374	Pistons and rings set (5) (incl. oil)	1
17-5377	Pistons and rings set (5) (incl. oil)	1
<b>INDUCTION SYSTEM</b>		
20-770248	Air filter, Champion 30-3	1
40-770249	Air filter, Champion 30-3	1
40-770250	Air filter, Champion 30-3	1
40-770251	Air filter, Champion 30-3	1
20-770252	Air filter, Champion 30-3	1
<b>AIR DELIVERY AND AIR FILTER</b>		
40-770253	Air filter, Champion 30-3	1
40-770254	Air filter, Champion 30-3	1
<b>INTERNAL VALVE SYSTEM</b>		
20-770255	Valve, intake, 1.5" dia.	1
20-770256	Valve, exhaust, 1.5" dia.	1
40-770257	Valve, intake, 1.5" dia.	1
40-770258	Valve, exhaust, 1.5" dia.	1
17-5378	Valve, intake, 1.5" dia.	1
<b>INTERNAL VALVE SYSTEM</b>		
17-5379	Valve, intake, 1.5" dia.	1
<b>TRANSMISSION AND DRIVE SHAFT</b>		
20-770259	Shaft, drive, 1.5" dia.	1
17-5380	Shaft, drive, 1.5" dia.	1
17-5381	Shaft, drive, 1.5" dia.	1
17-5382	Shaft, drive, 1.5" dia.	1
<b>VALVE REGULATORS AND</b>		
40-770260	Valve, intake, 1.5" dia.	1
<b>INTERNAL VALVE SYSTEM AND DRIVE SHAFT</b>		
20-770261	Shaft, drive, 1.5" dia.	1
20-770262	Shaft, drive, 1.5" dia.	1
<b>SEALS AND</b>		
20-770263	Seal, O-ring, 1.5" dia.	1

## PARTS GROUP INDEX

	Page		Page
Accelerator Pedal.....	C-7	Ignition Lock Vacuum Switch.....	C-6
Accumulator.....	D-3	Ignition System.....	F-2
Alternator.....	C-8	Instrument Panel.....	C-6
Air Cleaner.....	E-2, E-3	Lamps.....	C-9, C-10
Auxiliary Valves.....	D-9, D-10	Load Alert for Uprights.....	C-11, C-12
Axle Supports.....	C-2	LP-Gas Equipment.....	E-5, E-6
Battery.....	C-8	Manifolds, Engine.....	F-3
Battery Tray.....	C-8	Master Cylinder.....	A-8
Brakes.....	A-16, A-17	Muffler.....	F-3
Brake Linkage.....	A-18	Motor Mounts.....	C-2
Cables for Battery.....	C-8	Neutral Start Switch.....	A-13
Camshaft Engine.....	F-9	Oil Filter, Engine.....	F-11
Carburetor, Gasoline Engine.....	E-4	Oil Filter, Hydraulic Oil.....	D-2
Carburetor, LP-Gas Engine.....	E-6	Oil Filter, Transmission.....	A-15
Choke Control.....	C-6	Oil Pump, Engine.....	F-11
Clutches, Transmission.....	A-12	Overhead Guard.....	C-3
Coil, Ignition.....	F-2	Paint.....	C-2
Connecting Rods, Engine.....	F-7	Pistons and Rings.....	F-7
Control Valve, Lift and Tilt.....	D-6, D-7	Positive Crankcase Breather.....	E-2
Control Valve, Transmission.....	A-13, A-14	Power Steering Booster Cylinder.....	B-6
Converter.....	A-11	Quick Disconnect Coupling, Hyd.....	D-3
Cooling System.....	F-4	Radiator.....	F-4
Counterweight.....	C-3	Rings for Engine.....	F-7
Cowl.....	C-4	Seats.....	C-5
Crankcase, Engine.....	F-6	Spark Plug.....	F-2
Crankshaft, Engine.....	F-7	Starting Motor.....	C-8
Cylinder Head, Engine.....	F-8	Steering Column.....	B-4
Decals.....	G-2	Steering Cylinder.....	B-6
Differential and Hags.....	A-7, A-8	Steering Gear.....	B-3 thru B-5
Distributor, Ignition.....	F-2	Steering Linkage.....	B-7
Dipstick, Transmission.....	A-10	Steering Motor.....	B-5
Dipstick, Engine.....	F-6	Steering Wheel.....	B-2
Dipstick, Hydraulic Tank.....	C-2	Tilt Cylinder.....	D-11
Drive Axle and Wheels.....	A-9	Thermostat, Engine.....	F-4
Fan.....	F-4	Transmission.....	A-12
Flywheel and Housing.....	F-12	Transmission Case.....	A-10
Foot Accelerator.....	C-7	Transmission Controls.....	A-13, A-14
Frame.....	C-2	Transmission Control Valve.....	A-13
Fuel Filler.....	E-4	Valve, Upright Control.....	D-6, D-7
Fuel Pump, Engine.....	E-4	Valves, Intake and Exhaust.....	F-8
Gas Manifolds.....	F-3	Water Pump.....	F-5
Gasket Sets.....	A-6	Wheels, Drive.....	A-9
Gauges.....	C-6	Wheels, Steering.....	B-9
Governor.....	E-4	Wiring Harness.....	C-6
Hood and Side Panels.....	C-4	NUMERICAL INDEX.....	C-3 thru
Horn.....	C-6		
Horn Button.....	B-2		
Hydralizer and Wheels.....	B-8, B-9		
Hydraulic Oil Lines.....	D-2, D-3		
Hydraulic Pumps.....	D-4, D-5		
Hydraulic Quick Disconnect Coupling.....	D-1		

## FOREWORD

This catalog contains a complete list of parts for the lift truck. To assist in determining the part numbers and descriptions, the parts in this catalog are grouped according to their location on the lift truck. Reference numbers only are shown in each illustration. These numbers correspond to those in the reference number column in the list of parts which follows each "exploded view".

TYPICAL PARTS ARE SHOWN, AND MAY NOT ALWAYS BE IDENTICAL WITH CURRENT PARTS. REFER TO THE TEXT. "RIGHT OR LEFT" IS DETERMINED BY FACING TOWARD THE UPRIGHT FROM THE LIFT TRUCK SEAT.

To further assist in locating repair parts, the part numbers are arranged in numerical sequence and indexed at the rear of this catalog.

Component parts of assemblies are listed following the assembly itself and are identified as being part of the assembly by this notation following the description:

Consists of the following ... parts or Includes the following ... parts:

Part numbers only make up an assembly. Hardware items are not to be included.

Parts such as standard bolts, nuts, screws, washers, etc., are listed under the respective individual parts with which they are used. The quantity for many of the shims listed is shown as A.R. (as required). The correct amount of shims should be determined in order to get the proper clearance. Bolts and nuts listed are standard Grade 5, special grades will be shown in text.

Occasionally new part numbers replace old numbers in the Part No. column. In those cases where the new number substitutes for the old number, the old number will be enclosed in parenthesis and it will appear at the end of the text in the description column.

When in need of repair parts, order from your local dealer. All parts orders should plainly specify your name, post office address, and whether shipment is to go by parcel post, express, or freight. Claims of shortage or breakage should be made to the transportation company on receipt of goods.

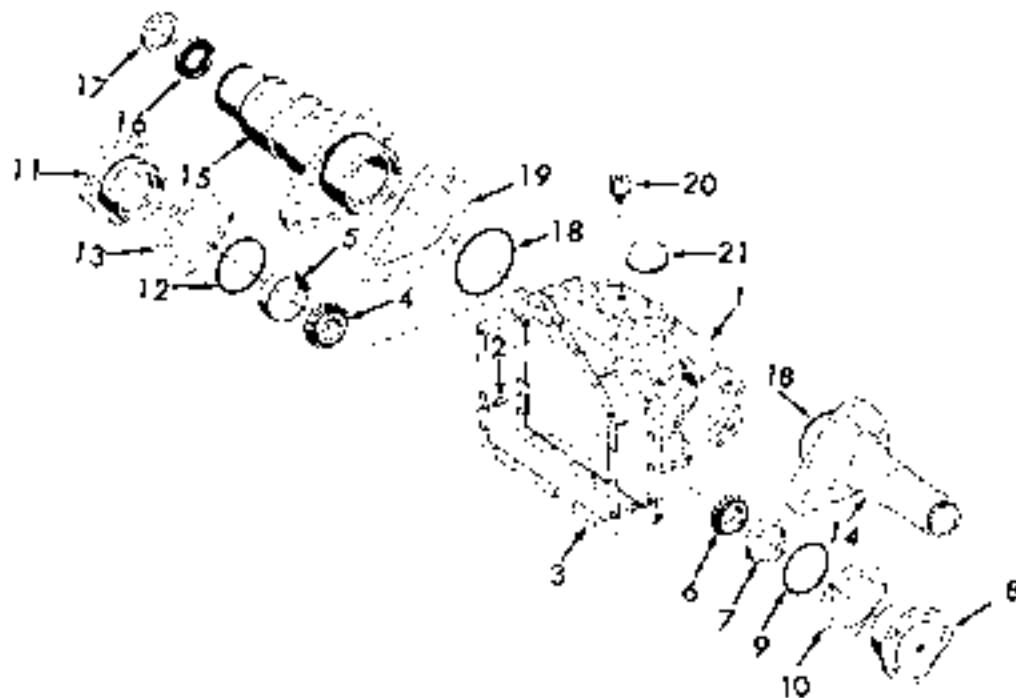
Before returning repair parts to the factory or parts depot, it is necessary to secure written permission from the Company authorizing the return of such parts. In the returning of repair parts be sure the package is tagged with your name and address. Prepay transportation charges.

It is the policy of the Company to improve its products whenever it is possible and practical to do so. We reserve the right to make changes or add improvements in the design or construction of parts at any time without incurring the obligation to install such changes on products previously delivered.

### GROUPS

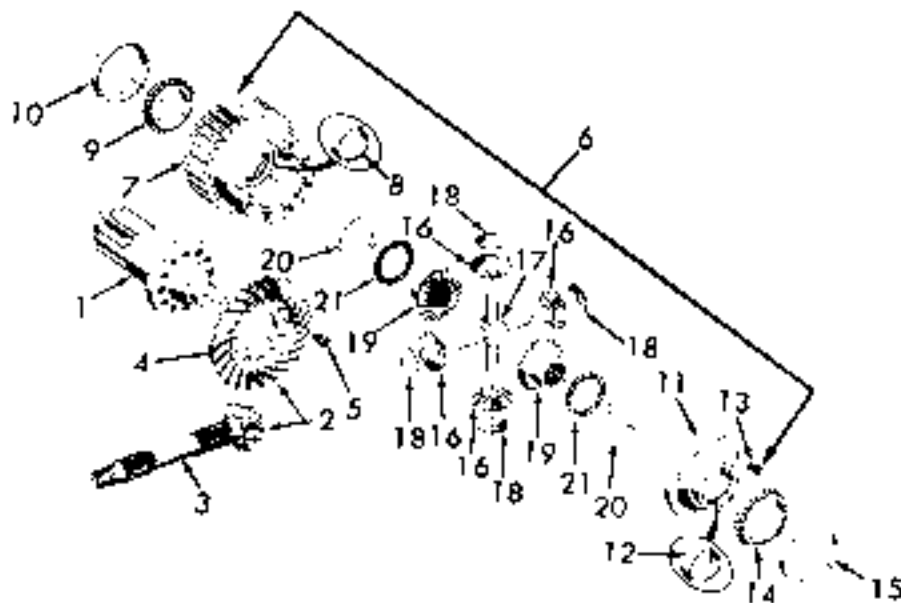
- A - Drive Wheels, Differential, Transmission and Brakes
- B - Steering, Hydralizer and Steer Wheels
- C - Frame, Driver Compartment and Wiring Harness
- U - Hydraulics
- E - Carburation and LP-Gas Systems
- V - Engine and Accessories
- G - Decals, Paint and Index

Ref. No.	Part No.	DESCRIPTION	No Pcs.	
		GASKETS AND REPAIR KITS		
	40-2090651	Kit-gaskets, engine overhaul	1	
	40-2090652	Kit-gaskets, valve grinding	1	
	40-2035077	Kit-water pump repair	1	
	20-7302810	Kit-carburetor repair, gasoline	2	
	20-7301586	Kit-regulator repair, LP-Gas	1	
	35P922	Kit-master cylinder repair	1	
	35P2200	Kit-wheel cylinder repair	2	
	20-7302715	Kit-cilt cylinder repair	2	
	20-7380073	Kit-repair, hydraulic pump	1	
	35R139	Kit-gasket, transmission overhaul Consists of the following:	1	
	7-10A3397	Washer	1-35A12506	Gasket
	3-10A7956	O-Ring	1-35P613	Seal
	1-35A317	Gasket	1-50A767	O-Ring
	3-35A341	Ring	1-50A768	Ring
	1-35A993	Ring	1-50A961	O-Ring
	1-35A5192	Gasket	1-50A1745	Washer
	1-35A5439	Shim	1-50A1763	O-Ring
	1-35A10947	Gasket	7-50A1829	Stat-o-seal
	1-35A7304	Gasket	5-50A2878	O-Ring
	1-35A12294	Shim	1-20-3000701	Ring
	20-738081	Kit-seals, transmission control valve Consists of the following:	1	
	7-20-3009707	O-Ring	2-20-3003038	Seal
	1-10A16405	O-Ring	1-35A8008	Seal *
	2-10A16329	Seal	1-35A12506	Gasket
			1-50A5180	O-Ring
	20-7380115	Kit-repair, hydralizer Consists of the following:	2	
	1-20-3009347	Bushing	1-20-3009528	Seal
	1-20-3009395	Seal	1-35A5174	O-Ring
	1-20-3009695	Bushing	1-50A1727	Seal
	20-7380116	Kit-seals, hydralizer Consists of the following:	2	
	1-35A5174	Retainer	1-20-3009528	Seal
	1-35A6404	Seal *	1-50A1727	O-Ring
	1-20-3009395	Seal	1-50A1760	O-Ring *
		Note (*) Parts in kits not used.		



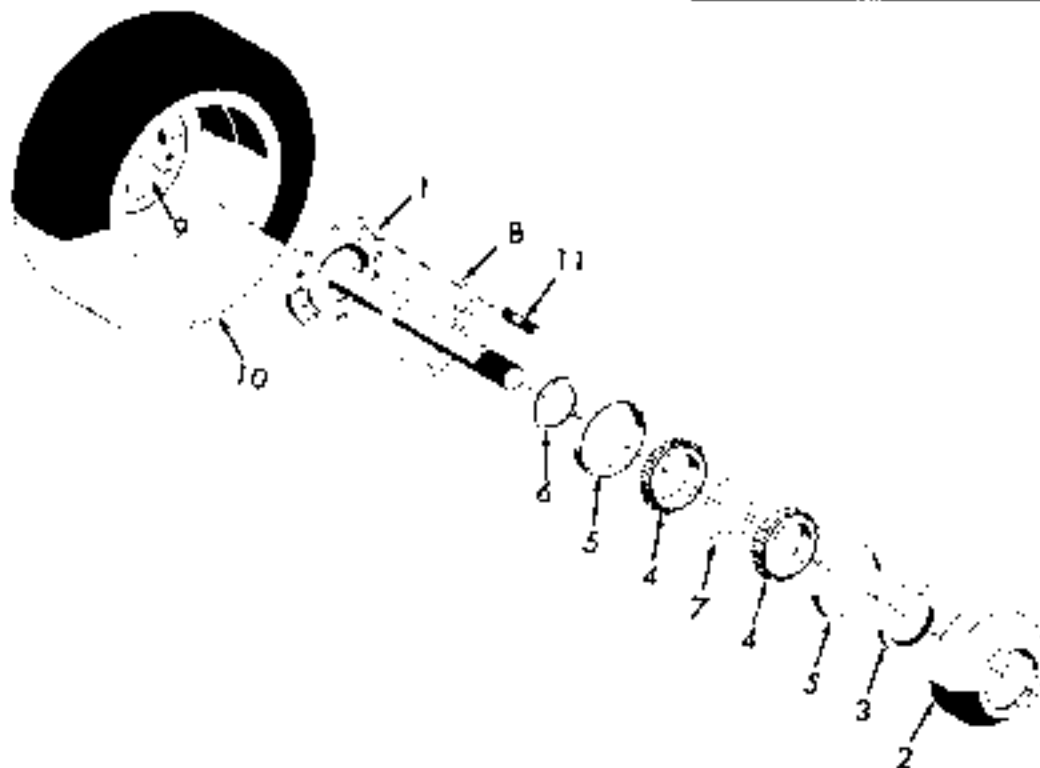
### DIFFERENTIAL CASE AND HOUSINGS

Ref. No.	Part No.	DESCRIPTION	No. Pcs.	Ref. No.	Part No.	DESCRIPTION	No. Pcs.
1	20-7370036	Case-Inc. Ref. #2	1	13	35A8241	Shim-LH,.002	AR
	50A1164	Screw-12pt. 1/4 x 1 1/2	8	13	35A8242	Shim-LH,.003	AR
	50A1441	Screw-12pt. 3/8 x 1 1/2	12	13	35A8243	Shim-LH,.005	AR
	50A1686	Washer-lock, 3/8	12	14	20-7370037	*Housing-RH, Inc. 16&17	1
	50A6022	Plug-hex, 3/4-14	1	14	20-7370053	+Housing-RH, Inc. 16&17	1
2	10A11543	Pin-dowel, 3/8 x 3/4	2	15	35BB364	*Housing-LH, Inc. 16&17	1
3	20-3001592	Gasket-diff. .015	1	15	20-7370054	+Housing-LH, Inc. 16&17	1
4	10A7059	Bearing-LH	1		50A1642	*Screw-12 pt. 1/2X1	22
5	10A7060	Cup-bearing, LH	1		50A1166	+Screw-12 pt. 1/2X1-3/4	10
6	10A7051	Bearing-RH	1		50A1164	+Screw-12 pt. 1/2X1-1/4	12
7	10A7052	Cup-bearing, RH	1		Note (*)	On standard drive axle	
8	20-3011120	Cup-bearing, RH	1		Note (=)	On wide drive axle	
9	50A1743	O-Ring-cap, 3-3/16 OD	1	16	35A9511	Seal-housing	2
	50A3666	Bolt-hex, 3/8-16X1	5	17	35A8493	Collar-seal ret.	2
10	35A5442	Shim-cap, RH, .002	AR	18	M333	O-Ring-4 1/2 OD	2
10	35A5441	Shim-cap, RH, .003	AR	19	35A5448	Shim-housing, .002	AR
10	20-3070328	Shim-cap, RH, .010	AR	19	35A5447	Shim-housing, .003	AR
11	20-3011121	Cap-bearing, LH	1	19	35A5446	Shim-housing, .005	AR
12	50A1744	O-Ring-cap, 3-7/16	1	19	35A8711	Shim-housing, .020	AR
	50A3666	Bolt-hex, 3/8-16X1	2	19	35A7276	Shim-housing, .022	AR
	50A3669	Bolt-hex, 3/8-16X1-3/4	3	20	35A5891	Breather, 1/4	1
	30A1301	Spacer-shift brkt., 9/16	3	21	35A558	Plug-2-11/16	1



**BULL PINION SHAFT AND DIFFERENTIAL CASE**

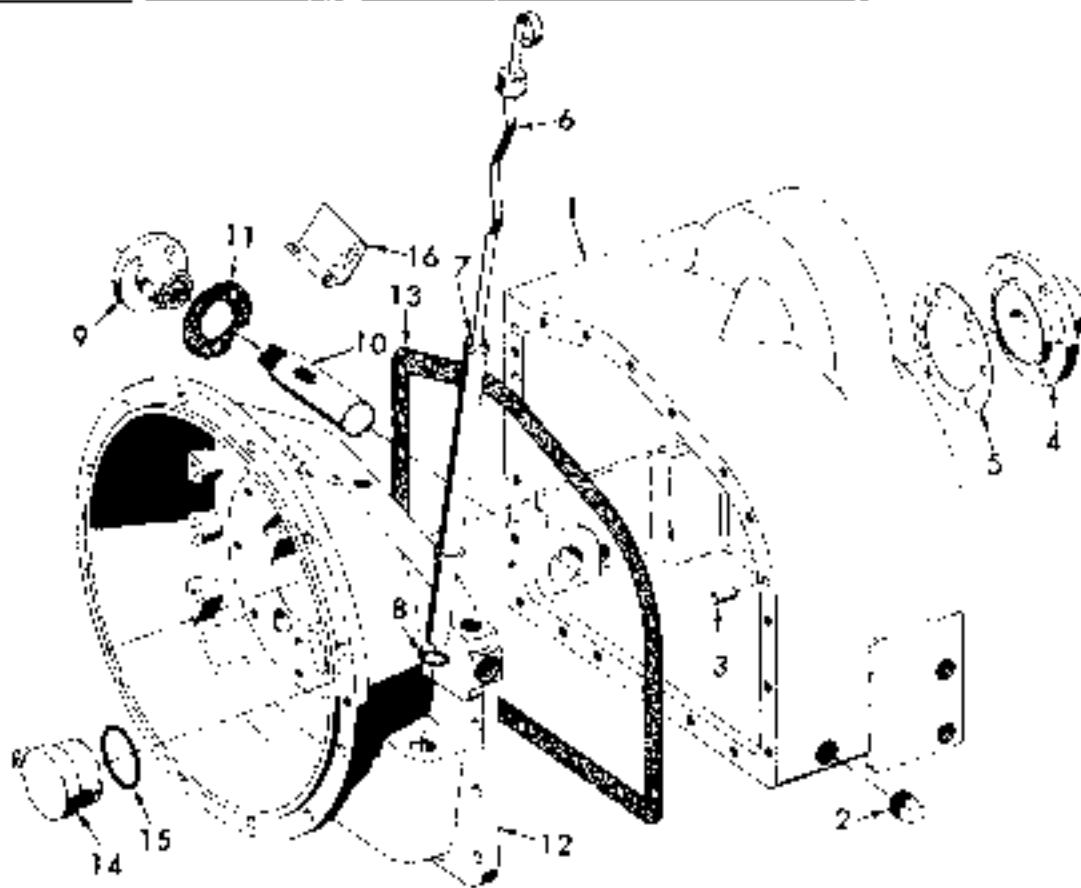
Ref. No.	Part No.	DESCRIPTION	No. Pos.	Rel. No.	Part No.	DESCRIPTION	No. Pos.
1	35A9485	Shaft-bull pinion, 12T.	1	11	36A7807	*Cover-w/bush, RH	1
2	20-6007679	Ring Gear & Pinion Inc. Ref. 03 & 4:	1	12	35A8492	*Bushing-ream to fit	1
3	15A7803	Pinion-8 teeth	1	13	35A12566	*Bolt-12pt. 3/8x3/4	8
4	15A7819	Ring Gear-25T.	1	14	35A8235	*Bearing-cage cover	1
5	20-1000435	Bolt-12pt. lock, 7/16x7/8	12	15	35A8236	Cap-cage cover	1
6	20-7380067	Cage-assy. (inc. *)	1	16	35A9451	*Pinion-cage, 12T.	4
7	20-6009318	*Cage-w/bush, 30T	1	17	35A7809	*Shaft-pinions	1
8	35A8492	*Bushing-ream to fit	1	18	20-3006635	*Washer-thrust	4
9	35A8237	*Bearing-cage, LH	1	19	35A9452	*Gear-bevel, 18T.	2
10	35A8238	Cap-cage, LH	1	20	15A7814	*Race-brg. 2-23/32	2
				21	15A7815	*Washer-thrust	2



DRIVE AXLE, WHEEL AND BEARING HOUSING

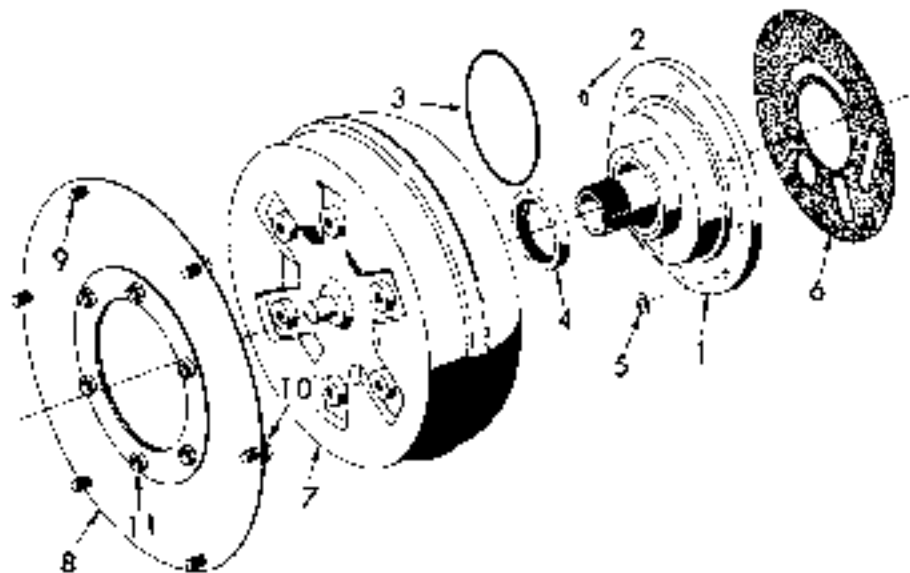
Ref. No.	Part No.	DESCRIPTION	No. Pcs.	Ref. No.	Part No.	DESCRIPTION	No. Pcs.
1	35A8245	*Shaft-axle, 17-3/16	2		20-6008140	Wheel-assy., 30C	2
1	20-3011770	+Shaft-axle, 18-1/4	2		18x6x12-1/8	Inc. #9 and 10:	
	Note (*)	On standard drive axle		9	35A9522	Hub-drive, 30C	2
	Note (+)	On wide drive axle		10	20-3008140	Tire-cushion, 30C	2
	50A5170	O-Ring-flange, 4-11/16	2		20-6008143	Wheel-assy., 40C	2
2	35A8360	Housing-bearing	2		18x7x12-1/8	Inc. #9 and 10:	
	50A2746	Screw-flt. hx. skt. 3/8-16x1	4	9	35A9521	Hub-drive, 40C	2
3	35A8629	Seal-housing	2	10	20-3008143	Tire-cushion, 40C	2
4	35A7752	Bearing-housing	4		20-6008146	Wheel-assy., 50C	2
5	10A8441	Cup-bearing	4		18x8x12-1/8	Inc. #9 and 10:	
6	50A1740	Ring-brg. ret., 3 ext.	2	9	35A9523	Hub-drive, 50C	2
7	35A7275	Shim-bearing, .020	AR	10	20-3008146	Tire-cushion, 50C	2
7	35A7276	Shim-bearing, .022	AR		20-6008149	Wheel-assy., 60C	2
7	35A7277	Shim-bearing, .025	AR		18x9x12-1/8	Inc. #9 and 10:	
7	35A7278	Shim-bearing, .028	AR	9	35A9082	Hub-drive, 60C	2
7	35A7279	Shim-bearing, .030	AR	10	20-3008149	Tire-cushion, 60C	2
7	35A7280	Shim-bearing, .032	AR	11	20-3007309	Stud-wheel, 9/16-12x9/16-	
7	35A7281	Shim-bearing, .035	AR		18x2-7/16, Gr. 8		16
8	35A5436	Shim-housing, .002	AR		50A1096	Nut-hex (Gr. 8) 9/16-18	16
8	35A5435	Shim-housing, .003	AR		35A10626	Plug-wheel, 3/4x1-1/2	2
8	35A5434	Shim-housing, .020	AR				





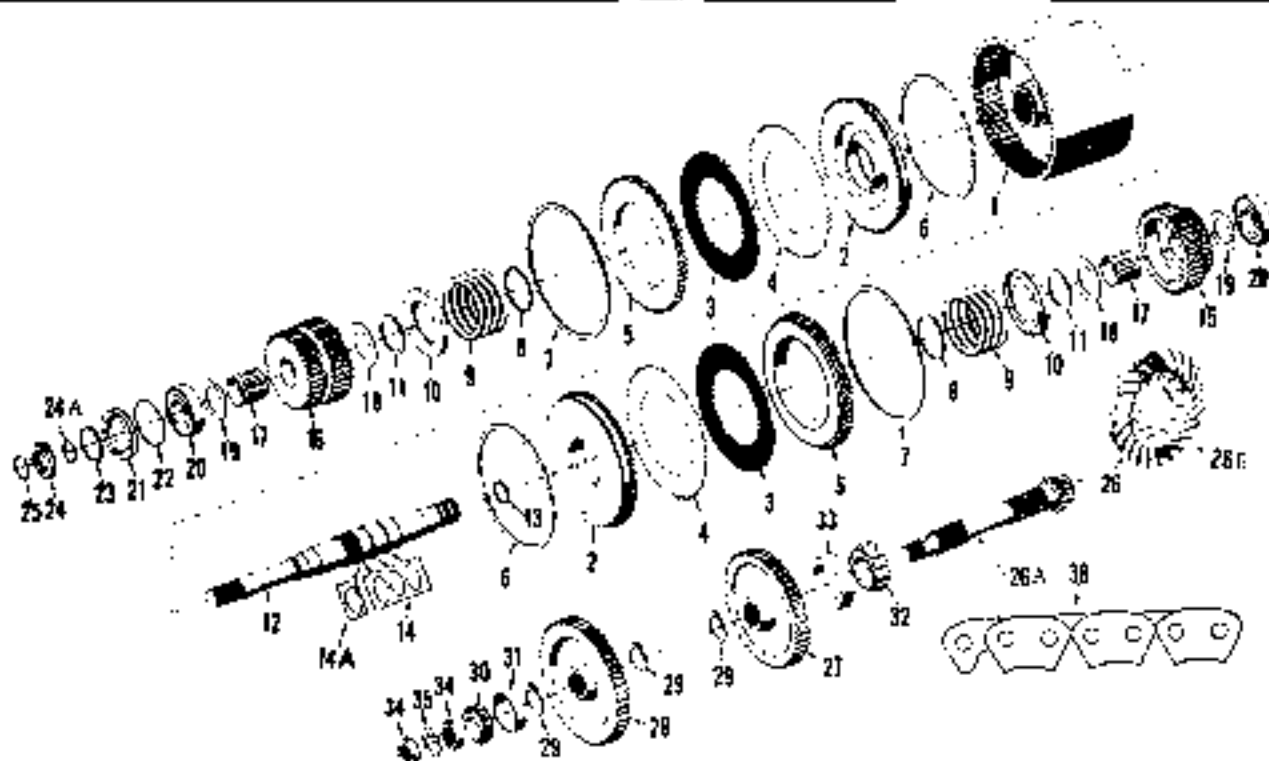
TRANSMISSION CASE

Ref. No.	Part No.	DESCRIPTION	No. Pcs.	Ref. No.	Part No.	DESCRIPTION	No. Pcs.
1	20-7370050	Case-transmission	1	7	20-3011628	Tube-filler, 21-5/16 L.	1
		Inc. Ref. 03 & 50A2855;		8	50A1763	*O-ring-filler tube	1
	50A3667	Bolt-hex, 3/8-16x1 1/2	21	9	20-3011649	Base filter	1
	50A3670	Bolt-hex, 3/8-16x2	9		50A3656	Bolt-hex, 5/16-18x1	3
	50A1925	Bolt-hex, 3/8-16x2 1/2	7	10	20-3011650	Element-filtr/screw base	1
	50A4139	Screw-set, hex. skt., 3/8x1	1	11	20-3008957	*Gasket-filter flange	1
	50A2900	Nut-hex, 3/8-16	1	12	36A5103	Refl housing	1
2	50A955	Plug, hex. skt., 1/2-14	1		GM145657	Ball-steel, 1/2	3
3	10A1134J	Pin-dowel, 3/8x3/4	2		50A955	Plug-skt. hd., 1/2-14	2
	50A2855	Pin-roll, 1/4x7/8	2	13	35A5192	*Gasket-housing	1
4	36A22325	Manifold-valve	1	14	35A5111	Cap-bearing	1
5	35A22294	Shim-manifold, .002	1		50A3658	Bolt-hex, 5/16-18x1 1/2	1
	50A4265	Ball-steel, 5/16 dia.	1	15	50A961	*O-ring-cap	1
	50A3656	Bolt-hex, 5/16-18x1	5		35R139	Gasket Set-Inc. (*)	1
6	20-3011629	Dipstick-oil level, 13 1/2	1	16	20-3002996	Cover-hell hsg. opening	1



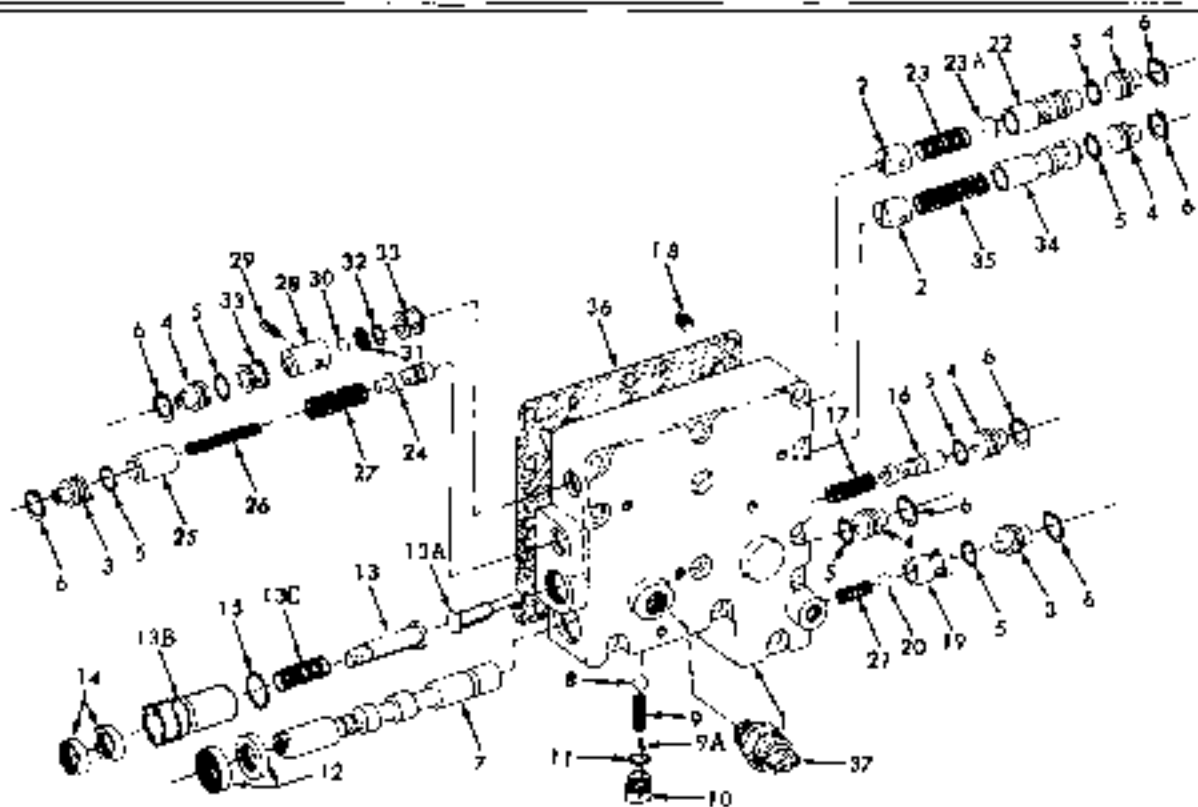
CONVERTER PUMP, CONVERTER AND DRIVE PLATE

Ref. No.	Part No.	DESCRIPTION	No. Pcs.	Ref. No.	Part No.	DESCRIPTION	No. Pcs.
1	35A311	Pump-converter, Inc. 2-4:	1		35R139	Gasket Set-Inc. (*)	1
	50A5032	Bolt-hex, 5/16-18x1-1/8	7	7	20-3010507	Converter	1
2	10A27	*O-Ring-11/16 OD	1	8	20-3009670	Kit-drive plate Inc. 2/9 thru 11:	1
3	H536	*O-Ring-5-3/4 OD	1	9	50A1977	Bolt-hx. place, 5/16x5/8	6
4	35P613	*Seal-conv. pump	1	10	35P1596	Washer-5/16x13/16	6
5	10A3397	*Washer-copper	7	11	6129409125	Bolt-hx. 3/8-24x1/2	6
6	35A10947	*Gasket-pump	1				



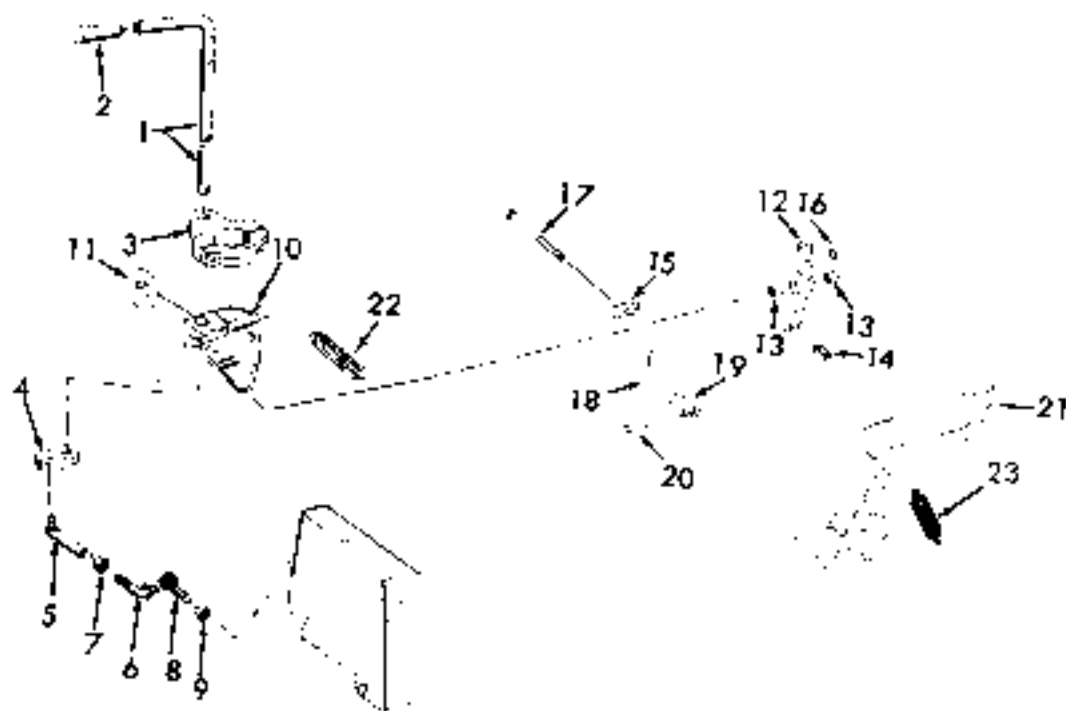
TRANSMISSION, CLUTCHES AND SHAFTS

Ref. No.	Part No.	DESCRIPTION	No. Pcs.	Ref. No.	Part No.	DESCRIPTION	No. Pcs.
1	20-6011675	Housing-assy, Inc. 1-11:	1	20	35A742	Bearing-input shaft	2
	20-3011664	Housing-clutch	1	21	20-3009076	Ring-brg. ret.	1
2	36A12310	Piston-58T	2	22	50A6326	*O-Ring-Ring.103	1
		Inc. following part:		23	35A993	*Ring-piston	1
	35A7367	Screen-piston	2	24	20-3009388	*Retainer-ring	1
3	20-3000190	Plate-friction	6	24A	50A6927	*O-Ring-retainer	1
4	35A8268	Plate-backing	6	25	50A768	*Ring-retainer	1
5	20-3000449	Ring-3/16 & 3/8 offset	2	26	20-6007679	Shaft-output	1
6	10A25017	*Ring-piston, rubber	2			Inc./26A and 26B:	
7	35A336	Ring-retainer	2	26A	35A7203	Pinion-2 Teeth	1
8	10A25016	*Ring-rubber	2	26B	35A7819	Ring Gear-25 Teeth	1
9	35A331	Spring-tension	2	27	35A9447	Gear-forward, 52T	1
10	35A332	Retainer-spring	2	28	20-3011661	+Sprkt.-reverse, 49T	1
11	35A849	Ring-snap, retainer	7	29	50A578	Ring-snap, 1-3/8 Ext.	3
12	20-6011879	Shaft-input, 15-3/8, Inc. 14	1	30	35A5115	Cone-conv. end	1
	50A4265	Ball-steel, 5/16	2	31	35A5114	Cup-bearing	1
13	35A341	*Ring-seal, 1-1/4 O.D.	3	32	35A5113	Cone-trans. case	1
13	20-7302067	Ring-seal, .020 oversize	AR	33	35A5112	Cup-bearing	1
14	50A6322	*O-Ring-inpt. shift.	3	34	20-3003296	Nut-lock, brg. adjstg.	2
14A	20-3000701	*Ring-back up	1	35	50A1745	*Washer-locknut	1
15	20-6011878	Gear-fwd., 28-36T., Inc. #17	1		35R139	Gasket Set-Inc. (*)	1
16	20-6011877	+Sprkt.-rev. 28-36T., Inc. #17	1	36	20-3011663	+Chain-dr., endless, 3/8 pitch, 66 pitches	1
17	20-3003070	Bearing-gear & sprkt.	2			Silent trans. sprkts. installed next to case cov.	
18	35A337	Washer-thrust, rll., 2-3/8 O.D.	2				
19	35A369	Washer-thrust, notch	2				



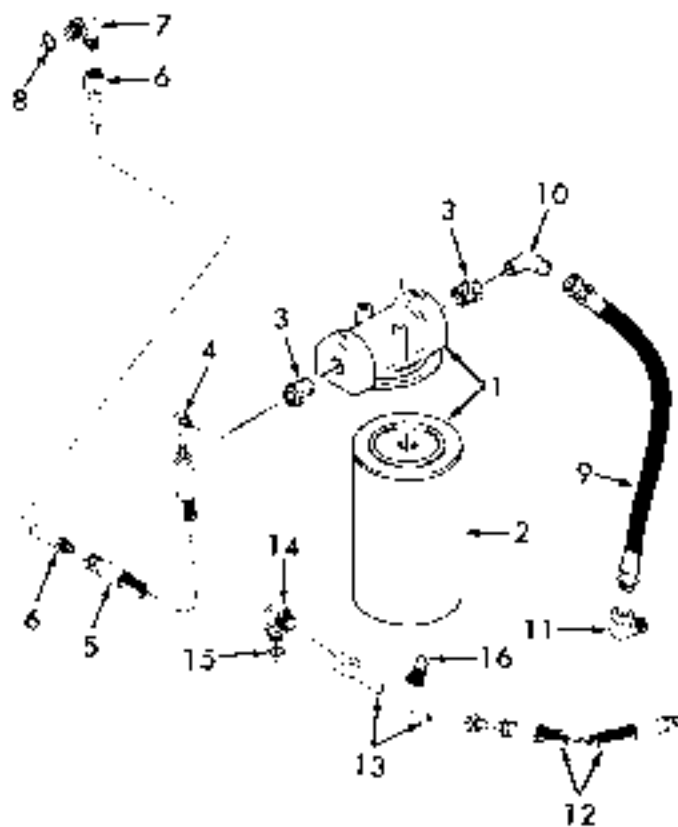
TRANSMISSION CONTROL VALVE

Ref. No.	Part No.	DESCRIPTION	No. Pcs.	Ref. No.	Part No.	DESCRIPTION	No. Pcs.
	20-7370039	Valve Inc., #1 thru 36	1	16	35A12339	Spool-inch flow	1
	50A1444	Bolt-12pt. 3/8x2	12	17	20-3000464	Spring-spool, 1-27/64	1
1	20-3004040	Body-valve	1	18	10A29657	Restrictor-.0995 hole	1
	50A5724	Plug-hx. 1/8-27	7	19	35A12307	Spool-relief	1
2	35A11645	Stop-spoils	2	20	50A4266	Ball-steel, 3/8	1
	93916B	Pin-dowel, 1/8x1-1/2	2	21	10A18105	Spring-relief, 29/32	1
	50A4261	Ball-std., 5/32	2	22	20-3005182	Spool-reg. & relief	1
3	35A5177	Block-w/lug	2	23	20-3005181	Spring-relief, 2-1/32	1
4	35A5187	Block-bore, plain	5	23A	20-3005975	Spacer-spring, .048	1
5	20-3009707	*O-Ring-plugs	7	24	35A11653	Spool-pressure mod.	1
6	10A6330	Snap Ring	7	25	35A7323	Piston-press. mod. std.	1
7	20-3005804	Spool-directional	1	25	20-3011447	Piston-press. mod. 005 OS	AR
8	50A4265	Ball-detent, 5/16	1	26	35A12314	Spring-inner, 2-1/4	1
9	35A6088	Spring-detent, 23/32	1	27	35A7365	Spring-outer, 1-13/16	1
9A	20-3009016	Pin-stop, 3/16x41/64	1	28	35A11649	Spool-w/orifice	1
10	35A12275	Plug-detent, 9/16-18	1	1	50A5841	Pin-spiral, 1/8x11/16	1
11	10A16405	*O-Ring-plug	1	30	50A4266	Ball-check, 3/8	1
12	10A16329	*Seal-directional spool	2	31	35A7367	Screen-spool	1
13	20-3005793	Spool-mech. inch	1	32	50A2879	Ring-retainer, 11/16	1
13	20-3005805	Spool-OS., .005	AR	33	35A11647	Spacer-spool, 17/32	2
13	20-3005806	Spool-OS., .010	AR	34	35A11654	Spool-pressure reducer	1
13A	20-3008792	Plunger-spool	1	35	35A11670	Spring-spool, 1-13/32	1
13B	20-3008794	Nut-inching adjusting	1	36	35A12506	+Gasket-valve	1
13C	35A7999	Spring-spool	1		20-7380081	*Kit-seals, valv. inc. (*)	1
14	20-3003038	*Seal-nut	2		35R139	+Kit-gasket, inc. (*)	1
15	50A5180	O-Ring-nut	1	37	20-3009187	Switch-nut start	1



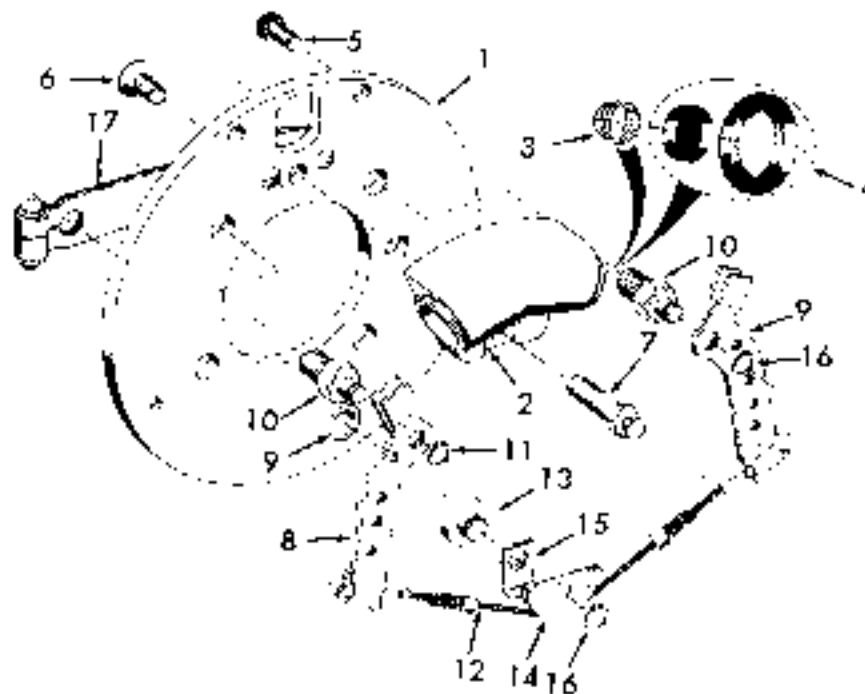
TRANSMISSION CONTROLS

Ref. No.	Part No.	DESCRIPTION	No. Pcs.	Ref. No.	Part No.	DESCRIPTION	No. Pcs.
1	35A14421	Lever-control, F&R	1		50A3666	Bolt-hex, 3/8-16x1	1
	50A2824	Pin-roll, 1/4x1	1	12	20-6002431	Bellcrank-inching control Inc. Ref. #13	1
	50A2826	Pin-roll, 1/4x1-1/4	1		50A4212	Washer-plain, 17/32x1-1/16	1
2	35A6476	Knob-control lever	1		50A3831	Pin-cotter, 3/32x1	1
3	35A9226	Hub-lever	1	13	35A7608	Bearing-needle, bellcrank	2
	50A3655	Bolt-hex, 5/16-18x3/4	2	14	15P609	Link-connectng. inchng. spl.	1
	50A2824	Pin-roll, 1/4x1	2	15	35A8494	Pin-bellcrank, upper	1
4	35A14420	Lever-F&R, 1/2x1x2	1	16	50A4210	Washer-plain, 13/32x13/16	1
	50A2824	Pin-roll, 1/4x1	1		50A1813	Ring-retainer, 3/8 ext.	1
5	10A24799	Ball-joint, lvr.	1	17	50A6441	Bolt-hex, 3/8-21x8	1
	50A4741	Nut-hex, jam, 3/8-24	1	18	50A4741	Nut-hex jam, 3/8-24	1
6	20-6002343	Rod-conn. 3/8x3-15/16	1	19	50A4281	Clevis-brake pedal, 3/8x2-3/16	1
7	50A4741	Nut-hex, jam, 3/8-24	1	20	50A3852	Pin-clevis, 3/8x14	1
	50A1813	Ring-snap, 3/8	1		50A3829	Pin-cotter, 3/32x3/4	1
8	20-3004148	Rod-conn. 3/8x1-7/8	1	21	20-3001479	Pedal-brake & inchng	1
9	50A4741	Nut-hex, jam, 3/8-24	1	22	20-3002433	Spring-inch. return, 4-3/16	1
10	20-6002429	Support-w/bushing	1	23	35A8010	Spring-pedal return, 2-3/4	1
11	35A8232	Bushing-support	1				



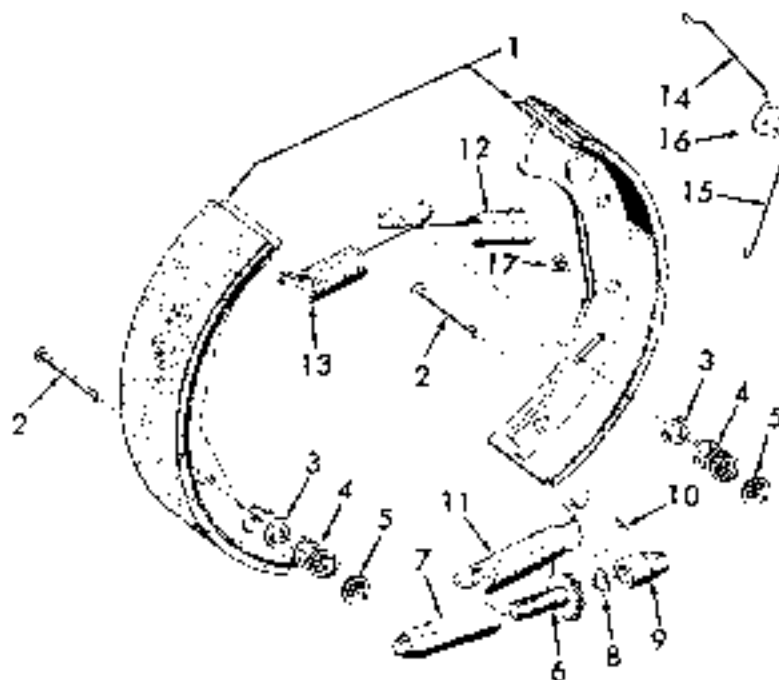
TRANSMISSION FILTER AND OIL LINES

Ref. No.	Part No.	DESCRIPTION	No. Pcs.	Ref. No.	Part No.	DESCRIPTION	No. Pcs.
1	20-3010377	Filter assy., Inc. Ref. #2	1	9	35A10416	Hose-filtr. oil t., 10	1
2	20-7302402	Element-filter	1	10	50A5938	Elbow-hs. to rdcr. 45°	1
	50A3647	Bolt-hex, 1/4-20X7/8	2	11	50A2488	Elbow-hs. to clv., 45°	1
3	50A4560	Reducer-filtr., 3/4 to 3/8	2	12	35A12313	Hose-clv. oil t., 13-1/2	1
4	50A4995	Elbow-filtr. inlt. 90°	1	13	20-3002697	Tube-hs. to case, 1/2	1
5	20-3010704	Hose-filtr. inlt, 11	1	14	50A4733	Elbow-to case, 90°	1
6	20-3010707	Tube-filtr. inlt, 1/2X14 3/4	1	15	10A16405	O-Ring-elbow	1
7	50A4424	Elbow-case, 1/2X90°	1	16	50A6410	Clip-tube, 5/8	1
8	10A12012	O-Ring-elbow	1		50A5947	Bolt-hex, 1/2-13X1/2	1



BRAKE BACKING PLATE, CYLINDER AND PARKING BRAKE LEVER

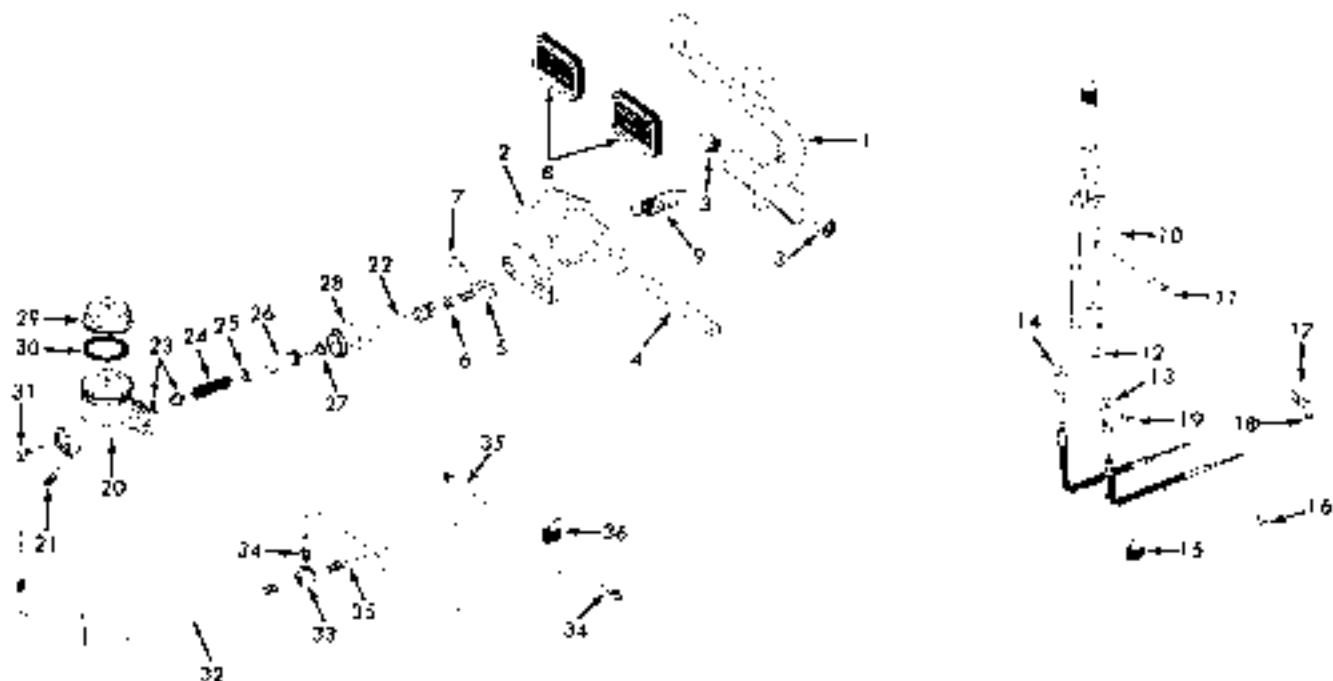
Ref. No	Part No.	DESCRIPTION	No. Pcs.	Ref No.	Part No.	DESCRIPTION	No. Pcs.
	36A11176	Brake-LH, 10 $\frac{1}{2}$ x2 $\frac{1}{2}$	1	7	35P2863	Pin-anchor	2
	36A11175	Brake-RH, 10 $\frac{1}{2}$ x2 $\frac{1}{2}$	1	8	35P2195	Lever-parking brake	4
		Brake-w/dust shield		9	20-7300036	Bushing-lever	4
		Inc.#1-17 and page A-17		10	15P2186	Bolt-lever	4
	50A5554	Bolt-hx, Gr. 8, 5/8-10x1	2	11	35P2864	Retainer-lever	4
1	-----	Plate-order assy.	2	12	35P2196	Cable-parking brake	2
2	20-7300421	Cylinder-whl. assy., 1-1/4	2	13	35P2197	Cam-cable	2
		Inc. Ref. 03 and 4:		14	15P2213	Sheave-cable	2
3	35P2199	Spring-cylinders	4	15	35P2214	Retainer-cable	2
4	35P2200	Kit-repair, cylinder	2	16	50A1788	Retainer-sheave	2
5	20-7300422	Bolt-cyl. 1/2pt. 7/16	4	17	35P2202	Lever-brake control	2
6	20-7300423	Bolt-cyl. flat hd. 1/2	4		50A3668	Bolt-hex, 3/8-16x1 $\frac{1}{2}$	2
	-----	Tool-bolt, Apex#480-TX-55	AR		50A1900	Nut-hex, 3/8-16	2
	35P2390	Sc-res-bleed	2				



BRAKE SHOES AND ADJUSTERS

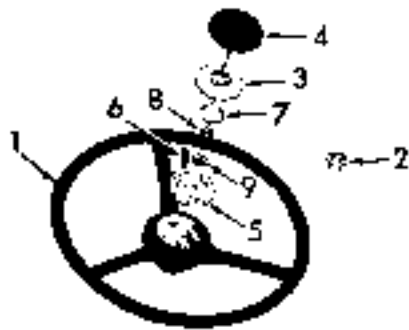
Ref. No	Part No.	DESCRIPTION	No. Pcs.	Ref. No.	Part No.	DESCRIPTION	No. Pcs.
1	35P2860	Kit-shoes w/lining	1	10	35P2204	Lever-adjuster, LH	1
2	35P2209	Pin-hold-down	4	11	35P2203	Spring-adjuster (Red)	2
3	35P2212	Cup-spring	4	12	35P2208	Spring-shoe (Gray)	2
4	35P2210	Spring-pin	4	13	35P2207	Spring-shoe (Maroon)	2
5	JT9119	Cup-pin retainer	4	14	35P2865	Link-upper, LE (Gray)	1
6	35P2862	Screw-LH	1	14	35P2866	Link-upper, RH (Maroon)	1
6	35P2861	Screw-RH	1	15	35P2867	Link-lower (Blue)	2
7	35P2193	Pivot Nut-LH	1	16	35P2868	Lever-toggle	2
7	35P2192	Pivot Nut-RH	1		Q1106260	Washer-1/4x9/16	2
8	35P2215	Washer-adj. screw	2		NOTE:	Backing Plate and cyl., see P.A-16	
9	35P2206	Socket-adj. screw	2	17	20-7302703	Pin-pivot, toggle lever	2
10	35P2205	Lever-adjuster, RH	1				





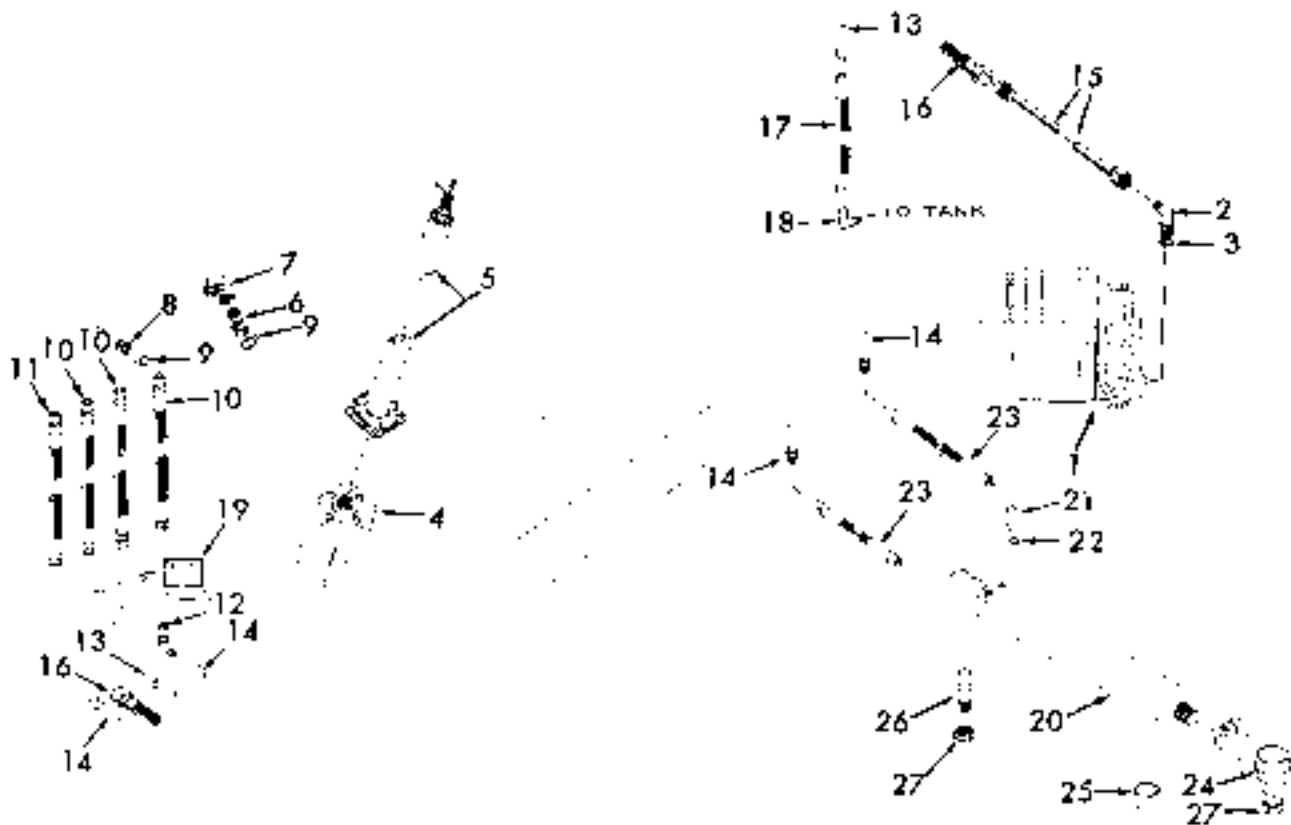
BRAKE LINKAGE, PARKING BRAKE AND MASTER CYLINDER

Ref. No.	Part No.	DESCRIPTION	No. Pcs.	Ref. No.	Part No.	DESCRIPTION	No. Pcs.
1	20-3001479	Pedal-brake and inching	1	19	35A169	Pin-cable to lvr., uppr. 5/16 X 13/16	2
2	20-3002752	Support-brake pedal	1		50A3829	Pin-cotter, 3/32 X 3/4	2
	50A3667	Bolt-hex, 3/8-16X1-1/4	3	20	35A11330	Cylinder-master, 1	1
3	20-3000870	Bearing-support, 3/4 I.D.	2			[Inc. Ref. #22 thru 30:	
4	20-3001477	Shaft-brake pedal, 3/4X7-3/8	1		50A3667	Bolt-hex, 3/8-16X1-1/4	2
	50A2827	Pin-roll, 1/4X1-1/2	1	21	50A5724	Plug-hex hd., 1/8-27	1
5	20-3010197	Clevis-rod end, 7/16-20X4 1/2	1	22	20-3010198	Rod-cylinder, 3/8x4-1/4	1
6	50A4740	Nut-hex jam, 7/16-20	1	23	35P961	*Valve-check, assy.	1
7	50A3856	Pin-clevis, 7/16	1	24	35P923	Spring-check valve	1
	50A3829	Pin-cotter, 3/32X3/4	1	25	10P308	*Cup-check valve spring	1
8	35A10031	Pad-brake pedal	2	26	35P962	*Piston-cyl. w/O-ring	1
	50A4938	Nut-hex, 3/8-24	2	27	35P963	*Lock Ring-piston	1
9	35A8010	Spring-pedal return	1	28	35P251	*Boot-cylinder(rubber)	1
10	20-3008607	Lever-hand brake	1		35P922	*KIT-repair, inc. (*)	1
		Inc. Ref. #11, 12, 18,		29	20-7301268	Cap-filler	1
		2-35A190 and 1-35A191		30	20-7301269	Gasket-cap	1
	50A3660	Bolt-hex, 5/16-18 X 2	2	31	50A6003	Elbow-cylinder, 1/8X90°	1
	50A3730	Nut-hex, 5/16-18	2	32	20-3001526	Tube-master cyl. 3/16 O.D.	1
11	10P3466	Pin-lever slt. 1-15/32 L.	1	33	50A5629	Tee-tubes, 3/16	1
12	10A26922	Spacer-brk. lvr. 5/8X15/16	2	34	20-3012333	+Tube-brake, RH, 3/16	1
13	20-3011144	Cable-brake, RH, 37	1	34	20-3012380	+Tube-brake, RH, 3/16	1
14	20-3011143	Cable-brake, LH, 53-3/4	1	35	20-3012332	+Tube-brake, LH, 3/16	1
15	50A602	Clip-cable, LH, 7/16	1	35	20-3012379	+Tube-brake, LH, 3/16	1
16	50A3851	Pin-Cbl. clvs. lwr. 1/4X5/8	2		Note (+)	On std. drive axle	
	50A3830	Pin-cotter, 1/16X3/4	2		Note (+)	On wide drive axle	
17	35A190	Clamp-cables, 1/2X3/4	4	36	10A6424	Clip-Lubes, 5/16X3/4 wide	1
	50A3655	Bolt-hex, 5/16-18X3/4	2				
18	35A191	Spacer-clamp, 1/2 X 1/2	1				



STEERING WHEEL AND HORN BUTTON

Ref. No	Part No.	DESCRIPTION	No. Pcs.	Ref. No.	Part No.	DESCRIPTION	No. Pcs.
1	20-3009515	Wheel-steering, 16" dia.	1	4	35A6141	Cover-button, rubber	1
2	35A14002	Nut-stem shaft, 13/16-20	1	5	35A12980	Plate-base	1
	35A1066	Kit-horn assy. Inc. #3 thru 9:	1	6	20-3011171	Self Tap-#10-16x5/8	3
3	35A6142	Button-horn	1	7	35A6443	Cup-contact	1
				8	35A12979	Spring-contact cup	1
				9	35A6445	Cap-contact	1



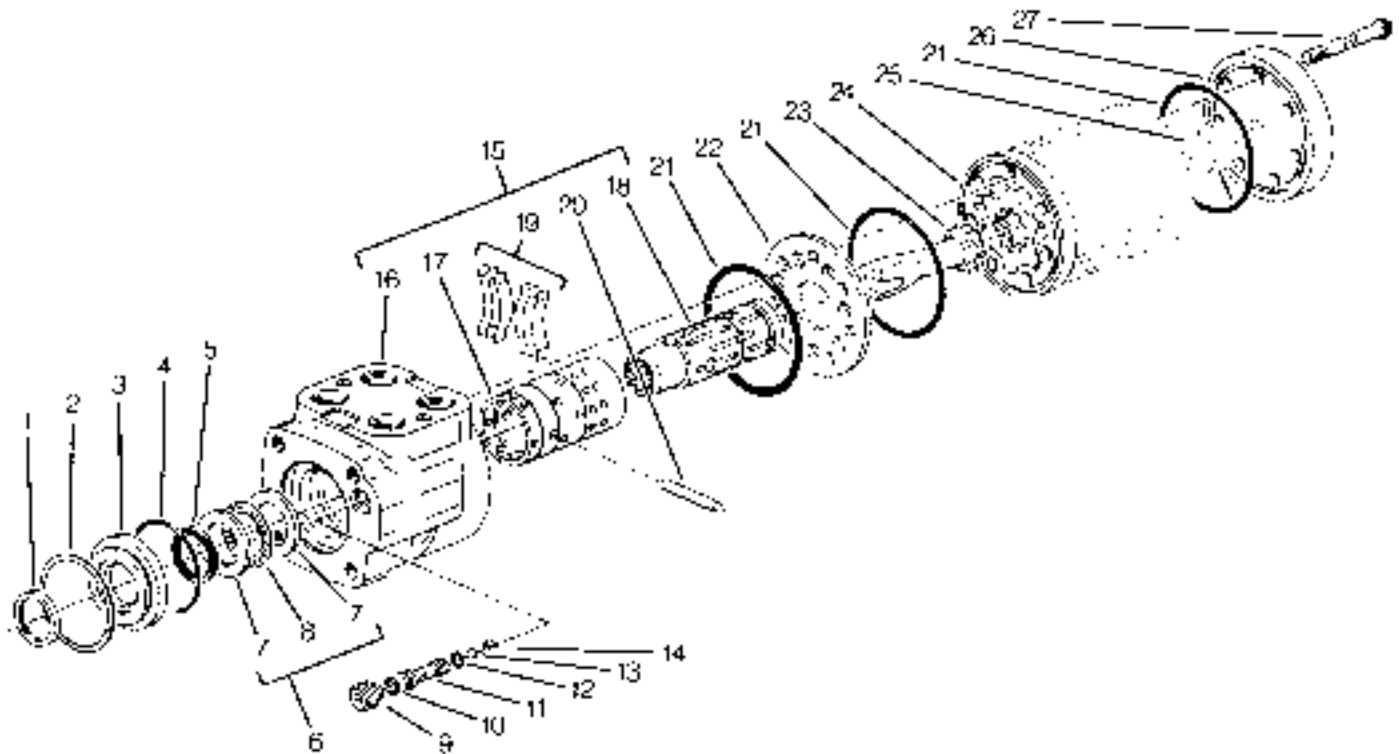
STEERING MOTOR, COLUMN, LINES AND STEERING CYLINDER

Ref. No.	Part No.	DESCRIPTION	No. Pcs.	Ref. No.	Part No.	DESCRIPTION	No. Pcs.
1	-----	Pump-hyd. See P.D-4, D-5	1	10A28970	Tie-tubes	1	
	50A3667	Bolt-hex, 3/8-16X1-1/2	2	16 10A16987	Hose-tube to blkhd. fttng.	1	
2	50A4423	Elbow-pump, 3/8 X 90°	1	17 35A7588	Hose-tube to tank, 10	1	
3	10A16405	Seal-O-ring, elbow	1	18 50A4413	Elbow-tank, 3/8 X 90°	1	
4	20-3012222	Motor-steering, See P.B-5	1	19 20-3000573	Support-blkhd. fittings	1	
5	20-3012223	Column-steering, See P.B-4	1	20 20-3000864	Cyl.-steering, P.B-6	1	
	50A1440	Bolt-12 pt., 3/8-16 X 1	2	50A4635	Fitting-lube, 1/4 str.	1	
6	50A4426	Connector-motor, upper 3/8	2	21 50A4423	Elbow-cylinder, 3/8 X 90°	2	
7	50A4604	Elbow-to cnctr., 3/8X90°	2	22 10A16405	Seal-O-Ring, elbows	2	
8	50A4423	Elbow-motor, lower, 90°	2	23 35A6139	Hose-cylinder, 15	2	
9	10A16405	O-ring-elbow & cnctr.	4	24 35A9356	Socket-cyl. end assy.	1	
10	35A7588	Hose-mtr. to blkhd., 10	3		Inc. Ref. #25 and 27:		
11	10A16987	Hose-mtr. to blkhd., 13-1/2	1	50A4627	Fitting-grease, 1/8 X 90°	1	
12	20-3000572	Fitting-blkhd., 3/8 X 90°	3	50A6106	Bolt-hex, 3/8-24 X 1-1/2	1	
12	50A6036	Fitting-blkhd., strght, 3/8	1	50A4938	Nut-hex, 3/8-24	1	
13	20-3000571	Tube-str. fttng. to tank	1	25 10P1331	Cover-dust	1	
14	20-3000569	Tube-elbow to cyl. hose	2	26 35A9087	Stud-ball, cyl. to frame	1	
15	20-3001226	Tube-pmp. elbw. to hose	1	27 50A4983	Nut-hex, slotted, 9/16-18	2	
	50A6356	Clip-tube, 1/2	1	50A3828	Pin-cotter, 1/8 X 1-1/4	2	
	35A6556	Protector-tubes, 5/8 X 2	2				



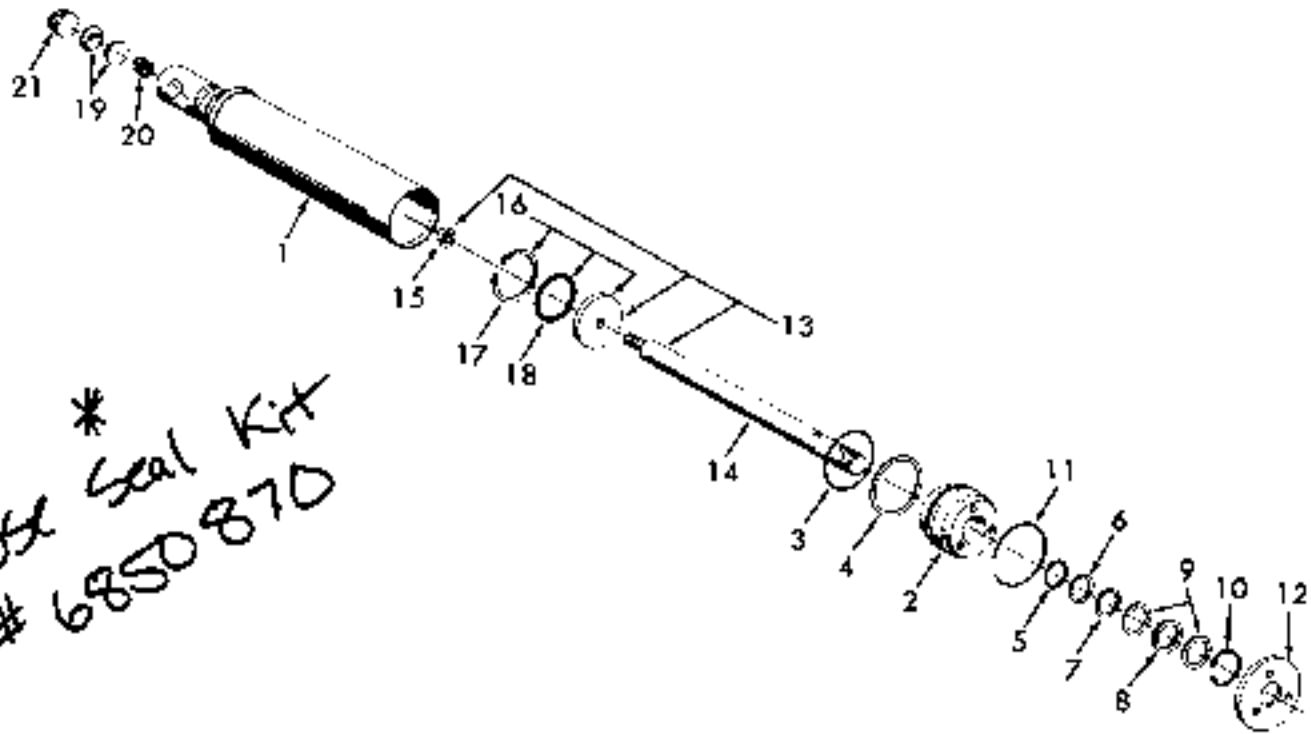
POWER STEERING COLUMN, MOTOR AND BRACKET

Ref. No.	Part No.	DESCRIPTION	No. Pcs.	Ref. No.	Part No.	DESCRIPTION	No. Pcs.
1	20-3012223	Column-steering, ord.assy	1		50A6409	Nut-hex lock, 5/16-18	2
	50A1438	Bolt-12 pt., 3/8-16 X 3/4	2	4	20-3012222	Motor-steering, See P.B-5	1
	50A1440	Bolt-12 pt., 3/8-16 X 1	2	5	20-3012221	Bracket-motor	1
2	20-3005902	Collar-column, 1 1/4 X 1-3/4 L.	2		50A3665	Bolt-hex, 3/8-16 X 7/8	4
3	35A0108	Clamp-column, 2-3/4	1		50A1900	Nut-hex, 3/8-16	4



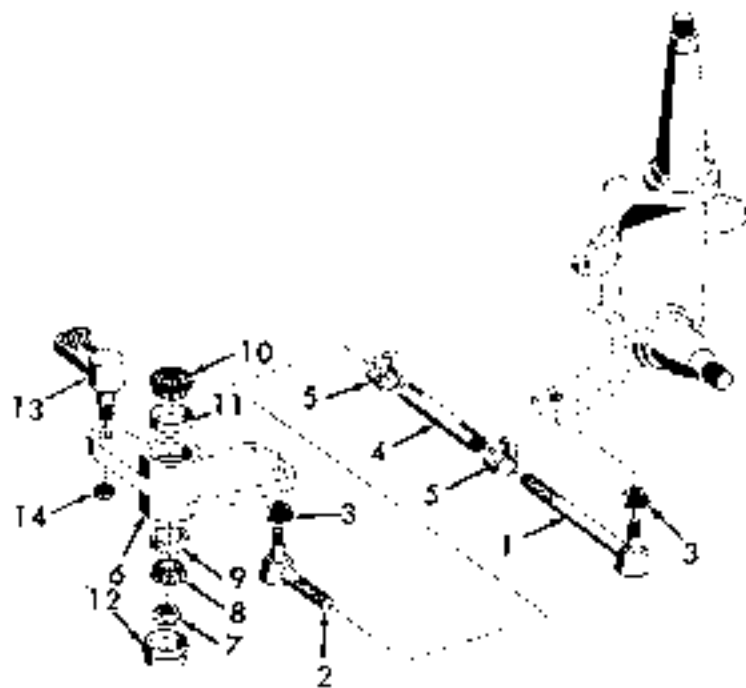
STEERING MOTOR - POWER STEERING (CHAR-LYNN)

Ref. No.	Part No.	DESCRIPTION	No. Pcs.	Ref. No.	Part No.	DESCRIPTION	No. Pcs.
	20-3012222	Motor-steering assy. (Model 241-1003-001) Inc. Ref.#1 thru 27:	1	15	-----	Control Parts, order assy. Inc. Ref.#16 thru 20:	1
1	35A12485	*Seal-motor, 1x1/2	1	16	-----	Housing-order assy.	1
2	20-7302239	Ring-retaining	1	17	-----	Sleeve-control	1
3	30-3141063	Bushing-seal gland	1	18	-----	Spool-control	1
4	30-3141071	*Seal-bushing, 2-1/8 O.D.	1	19	20-7301854	Spring-centering	6
5	155293A	*Seal-quad ring, 1-5/16 O.D.	1	20	101041A	Pin-centering	1
6	-----	Kit-needle brg. ord.#7&8	1	21	-----	*Seal-plates, 3 O.D.	3
7	30-3319725	Race-bearing	2	22	20-7302816	Plate-spacer	1
8	30-3095150	Bearing-needle thrust	1	23	30-3059634	Drive-motor	1
9	30-3319717	Set Screw	1	24	20-7302814	Gerotor-motor, .520	1
10	-----	*Seal-screw, 5/8 O.D.	1	25	20-7302815	Spacer-motor, .135	1
11	30-3319695	Seat-check ball	1	26	20-7302817	Cap-end	1
12	20-3059782	*Seal-seat, 7/16 O.D.	1	27	-----	Screw-cap, 5/16-24NFx1-3/4	7
13	20-7302233	Ball-check	1		30-3350592	*Kit-seals	1
14	30-3319679	Retainer-check ball	1		Note (*)	Seal kit includes (*).	



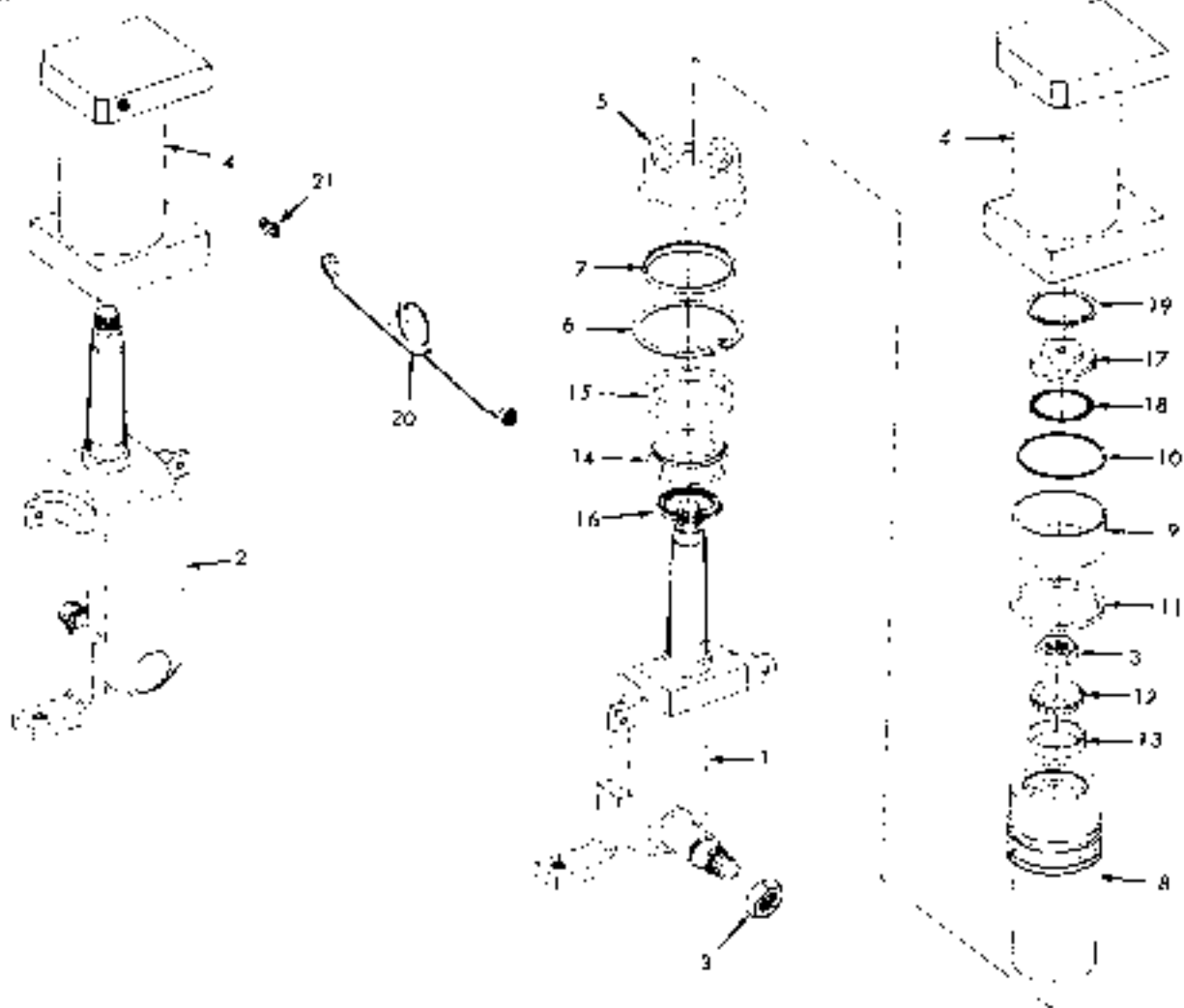
STEER CYLINDER

Ref. No.	Part No.	DESCRIPTION	No. Pcs.	Ref. No.	Part No.	DESCRIPTION	No. Pcs.
	20-3000864	Cylinder-steering Inc. Ref. #1 thru 21:	1	17	35P197	Cover-end	1
1	-----	Barrel-cyl. order assy.	1		50A3983	Nut-slotted, #20-24x1/2	3
2	35P2076	Bearing-piston rod Inc. Ref. #3 thru 11:	2	13	35P2072	Piston-assy. with rod Inc. Ref. #14 and 16:	1
3	35P194 *	O-Ring-bearing to barrel	1	14	35P2099	Rod-piston	1
4	35P195 *	Ring-back up	1	15	50A155	Nut-lock, 3/8-24	1
5	10A7790 *	O-Ring-rod to bearing	1	16	35P2073	Piston-assembly Inc. Ref. #17 and 18:	1
6	35P189 *	Ring-back-up	1	17	35P2075	Ring-piston	1
7	35P190 *	Washer-back-up	1	18	35P2074 *	O-Ring-piston	1
8	35P192 *	Seal-oil	1	19	35P2078	Seat-ball	2
9	35P191	Washer-seal retainer	2	20	35P2077	Spring-ball seat	1
10	50A193	Ring-retainer, oil seal,	1	21	35P2079	Plug-adjust lng	1
11	35P196	Ring-retainer, bearing	1				



TIE RODS, STEERING HOUSING AND DRAG LINK


Ref. No.	Part No.	DESCRIPTION	No. Pcs.	Ref. No.	Part No.	DESCRIPTION	No. Pcs.
	35A10503	Tie Rod-assy. LH Inc. following #1-2 and 3-5	1		50A1900	Nut-hex, 3/8-16	4
1	35P2858	Socket-8-3/4 lg. LH, RHF	1	6	35A10505	Housing-steering	1
2	35P2251	Socket-3/4 lg. LH, LRT	1		50A4629	Fitting-str. 1/8-27	1
	35A10504	Tie Rod-assy. RH Inc. following #1-2 and 3-5	1	7	50A5000	Nut-hex sltd. 5/8-18	1
1	35P2857	Socket-8-3/4 lg. RH, LRT	1		50A3783	Pin-cotter, 1/8x1	1
2	35P2250	Socket-3/4 lg. RH, RHT	1	8	50A4203	Washer-pln. 21/32x2-5/16	1
	35P2879	Nut-slotted, 5/8-18	4	9	10A7332	Cone-hsg., lower	1
3	50A4629	Fitting-str. 1/8-27	4	10	10A7333	Cup-hsg., lower	1
4	10P1814	Cover-dust	4	11	35A5323	Cone-hsg., upper	1
4	35A886	Sleeve-7/8x5-5/8	2	11	10A14362	Cup-hsg., upper	1
5	35A887	Clamp-sleeve	4	12	20H3664	Cup-hsg., lower	1
	50A3668	Bolt-hex, 3/8x1 1/2	4	13	35A9356	Socket-strg. cylindr	1
				14	50A4983	Nut-slotted, 9/16-18	1



### STEERING FORK AND HYDRALIZER

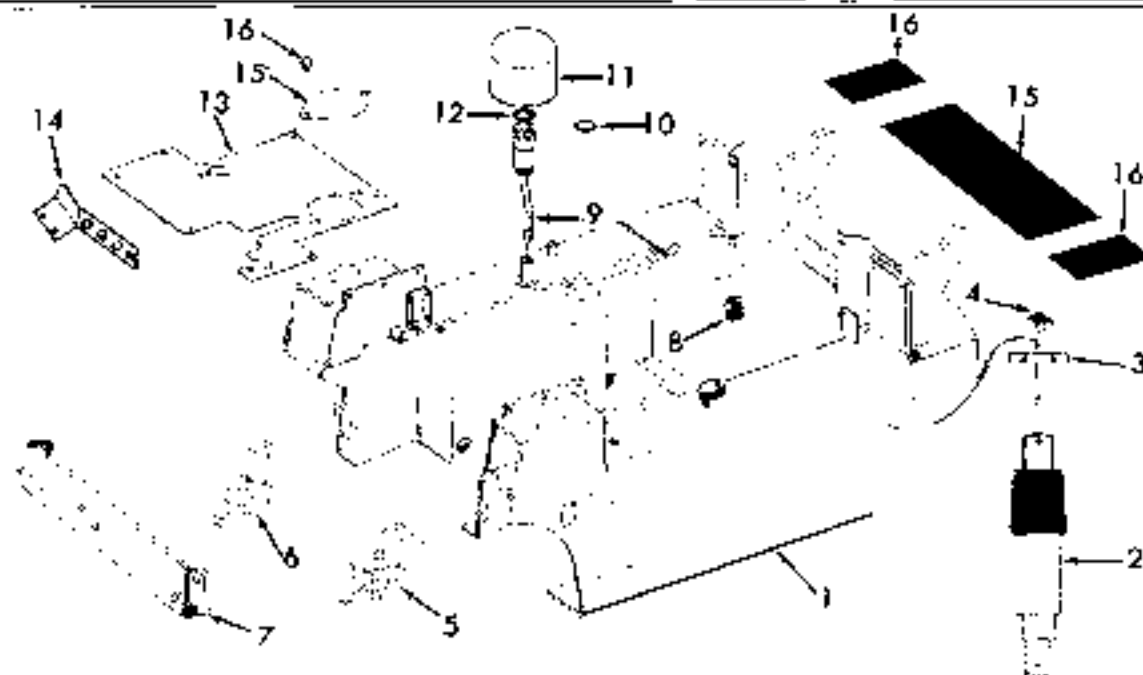
Ref. No.	Part No.	DESCRIPTION	No. Pcs.	Ref. No.	Part No.	DESCRIPTION	No. Pcs.
1	36A11864	Fork-hydrizr.,RH	1	10	50A5998	Ring-retainer,4-1/2	2
2	36A11863	Fork-hydrizr.,LH	1	11	20-3009528	*Seal-piston	2
3	50A5648	Nut-thin lok, 1-14NF	4	12	10A7330	Cone-piston,upper	2
	50A2584	Washer-fork,1-1/64X1-3/4	4	13	10A7331	Cup-piston,upper	2
	50A4188	Set Screw-dg.pnt.3/8X3/4	2	14	35A4161	Conc-piston,lower	2
	50A4084	Set Screw-cup pt.,3/8X1	2	15	10A7292	Cup-piston,lower	2
	50A3742	Nut-hex jam, 3/8-16	4	16	35A5174	*Seal-bearing,3-7/8 OD	2
4	20-6012240	Cylinder-RH or LH	2	17	35A11668	Head-piston,2-3/4	2
	50A6365	Bolt-hex,3/4-16X1-3/4	8	18	50A1727	*O"-Ring-head	2
	50A5726	Pipe Plug-hex,3/8-18	2	19	50A5566	Ring-retainer,2-3/4	2
	20-3007393	Plug-hex sckl. 1/2-14	2		20-7380115	*Kit-repair,Inc. (*)	2
5	20-3009347	*Bushing-lower,5-1/2 OD	2		20-7380116	+Kit-seals,Inc. (+)	2
6	50A1762	Ring-rtngg.bush,5-1/2	2		20-3010200	Shim-frame, .003	AR
7	20-3009395	*Seal-oil,bushing	2		20-3010201	Shim-frame, .010	AR
8	20-6009440	Piston-w/bushing	2		20-3010571	Shim-frame, .030	AR
9	20-3009695	*Bushing-machine to 4.996 after installation	2	20	20-3001215	Tube-cnncr.,w/40°band	1
				21	50A228T	Connector-tube,3/8X1/2	2






STEERING WHEELS AND BEARINGS

Ref. No.	Part No.	DESCRIPTION	No. Pcs.	Ref. No.	Part No.	DESCRIPTION	No. Pcs.
1	20-6008122	Wheel-assy. 30-50C Inc. Ref. #2 and 3:	2	4	35A5174	Seal-brg. 3-7/8 OD	2
2	35A5162	Wheel-30-50C	2	5	35A5168	Cap-hub, 4-1/8 OD	2
3	20-3008122	Tire-cushion, 1 5/8 X 5 X 10 Models 30-50C	2	6	35A4161	Cone-bearing, inner	2
1	20-6008748	Wheel-assy. 60C Inc. Ref. #2 and 3:	2	7	10A7292	Cup-bearing, inner	2
2	35A9075	Wheel-60C	2	8	10A7051	Cone-bearing, outer	2
3	20-3008748	Tire-cushion, 1 5/8 X 6 X 10 Model 60C	2	9	10A7052	Cup-bearing, outer	2
				10	50A2584	Washer-spull. 1-1/6 X 1-3/4	2
				11	50A5648	Nut-thin lok. 1-14 NF	2
				12	-----	Fork-see page B-8	2



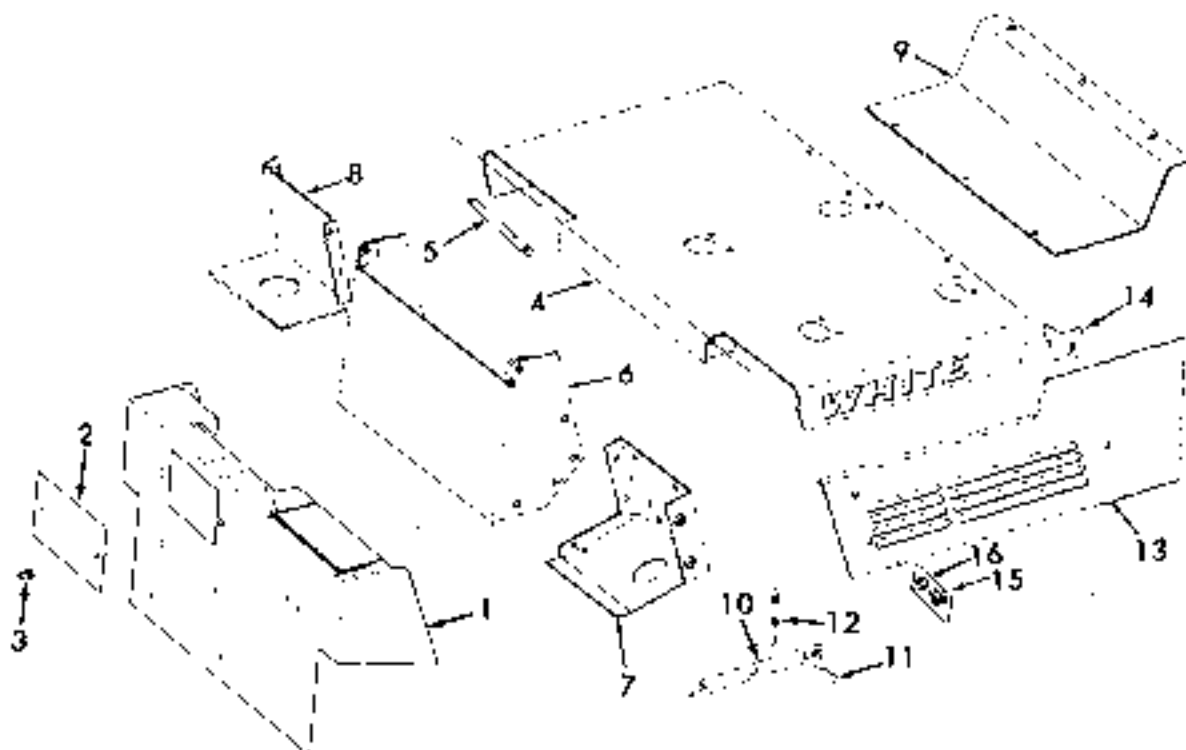
MAIN FRAME, AXLE SUPPORTS, MOTOR MOUNT AND FLOOR PLATE

Ref. No	Part No.	DESCRIPTION	No. Pcs.	Ref. No.	Part No.	DESCRIPTION	No. Pcs.
1	20-6012263	Frame-main inc. following part:	1	20-3012219	Bracket-drive train,L-shpd.	2	
	35A11280	Block-guard,widd. to frm.	2	50A3680	Bolt-hex,1/2-13X1-1/4	8	
	50A954	Plug-tank,sq. hd.,1/8-27	1	50A4212	Washer-plain,17/32X1-1/16	8	
	50A5726	Plug-hex,drain,3/8	2	20-3009770	Mount-isolation, 1-3/4	3	
	50A4446	Plug-pipe,1/4 NPT	1	50A3684	Bolt-hex,1/2-13X2-1/4	3	
2	20-3008898	Pin-pivot,steer, 5-3/4	1	50A4212	Washer plain,17/32X1-1/16	3	
3	20-3000402	Washer-.180 X 1-5/16 O.D.	1	50A4987	Washer-plain,9/16X1-7/8	3	
4	50A5000	Nut-hex,sltd.5/8-18	1	50A3750	Nut-lock(Elastic)1/2-13	3	
	50A3783	Pin-cotter, 1/8 X 1	1	9 20-6012185	Dipstick-hyd.tank,18-1/2	1	
5	20-3012134	Support-axle, RH	1	10 50A5180	O-Ring-dipstick	1	
6	20-3012133	Support-axle, LH	1	11 20-3012181	Breather-tnk.,on dpstck	1	
	50A1297	*Bolt-12 pt,3/4-10X1-1/2	6	12 10A136	O-Ring-breather	1	
	Note (*)	On std. drive axle		13 20-6012237	Plate-floor	1	
	20-3011800	+Pad-support,1"thickX8-1/2	2	50A3666	Bolt-hex,3/8-16 X 1	2	
	50A1316	+Bolt-12 pt,3/4-10X2-3/4	6	50A4210	Washer-plain,13/32X13/16	2	
	Note (+)	On wide drive axle		50A1926	Bolt-hex,3/8-16X3-1/4	1	
7	20-3012260	Support-frame,frnt.25-3/4	1	50A3742	Nut-hex,jam,3/8-16	1	
	50A3680	Bolt-hex,1/2-13X1-1/4	4	14 20-3000573	Clip-floor plate	1	
	50A1911	Nut-hex, 1/2-13	4	15 35A12875	Cover-plate,master cyl.	1	
	20-3012220	Bracket-engn.rr.,L-shpd.	1	16 35A10181	Stud-cover, oval head	1	
	50A3680	Bolt-hex,1/2-13X1-1/4	2	20-3007669	Safety Walk,7 X 16	1	
				35A8255	Safety Walk,5-1/4 X 7	2	



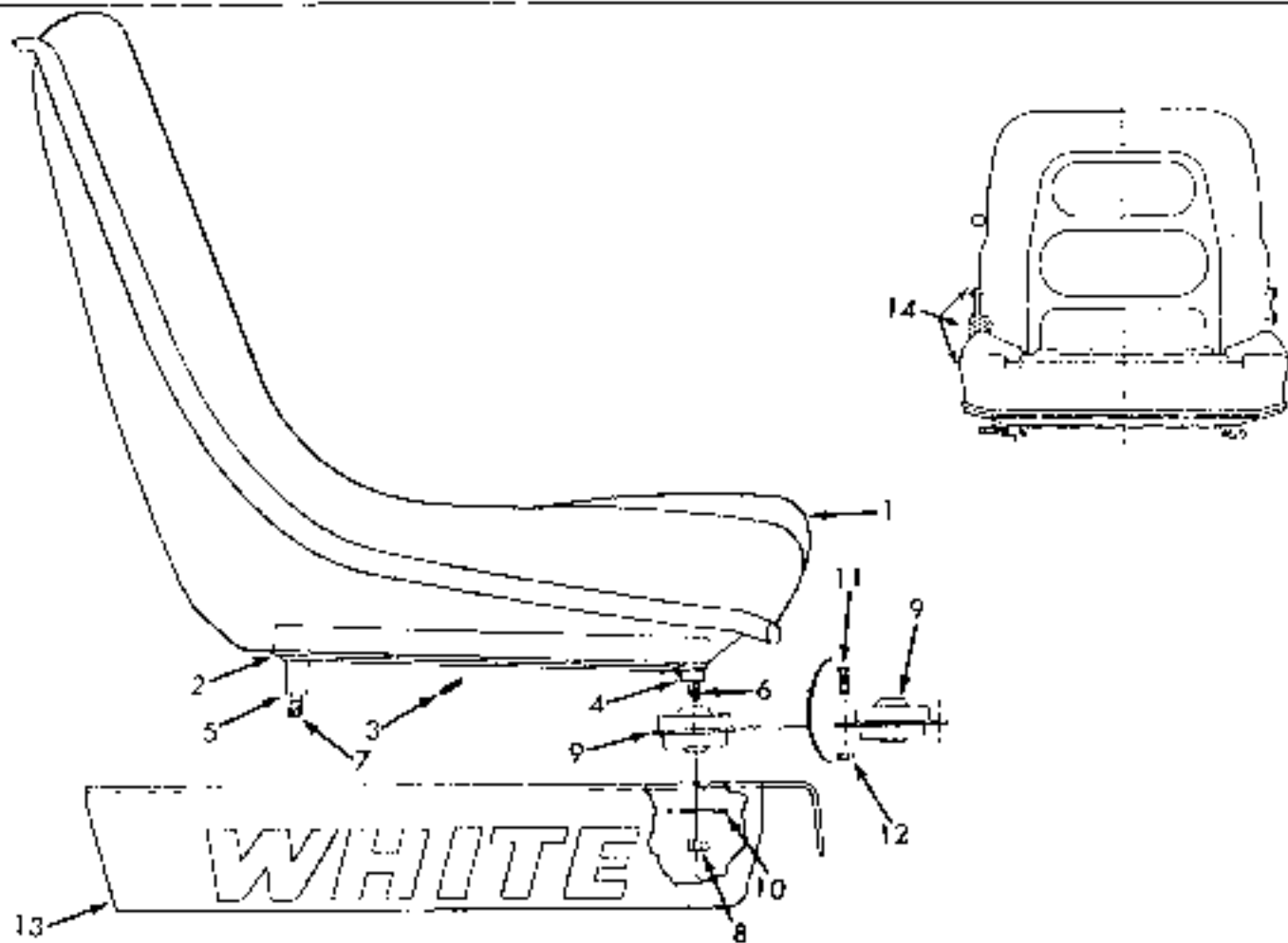
COUNTERWEIGHT, HITCH PIN, OVERHEAD GUARD AND FIRE EXTINGUISHER

Ref. No.	Part No.	DESCRIPTION	No. Pcs.	Ref. No.	Part No.	DESCRIPTION	No. Pcs.
1	20-3003840	Counterweight-30C	1		20-6012224	Overhead Guard	1
	50A3711	Bolt-hex, 3/4-10X3-1/2, 30C	1		35A11280	Block-guard, front (welded to frame)	2
1	20-3003842	Counterweight-40C	1		36A11282	Block-guard, rear	2
	50A1943	Bolt-hex, 3/4-10X7, 40C	1		50A3732	Nut-hex, 7/8 X 9	2
1	20-3003844	Counterweight-50C	1		50A4208	Wshr.-pln., 15/16 X 2-1/4	2
	50A1073	Bolt-hex, 3/4-10X9-1/2, 50C	1		50A3707	Bolt-hex, 3/4-10X2	4
1	20-3003846	Counterweight-60C	1		50A3731	Nut-hex, 3/4-10	4
	50A6099	Bolt-hex, 3/4-10X12, 60C	1	3	20-3010771	Pin-OHG, quick removable 3/4 X 2-1/4	4
	50A3731	Nut-hex, 3/4-10	1	4	20-7000522	Extinguisher-2-3/4 lb. Inc. following part:	1
	50A4214	Wshr.-pln., 13/16X1-1/2X.134	1		20-7000523	Refill-extinguisher	1
	50A4207	Wshr.-pln., 13/16X2X.150	1		50A3905	Screw-flat head, #10X7/8	2
2	35A5326	Pin-hitch, 1 X 6-3/8	1		50A3754	Nut-hex, #10-24	2
	50A2822	Pin-roll, 5/16 X 2-1/4	1				
	20-3010085	Shim-ctwt., .060 thick	AR				
	20-3010086	Shim-ctwt., .120 thick	AR				
	20-3010084	Retainer-shims	2				



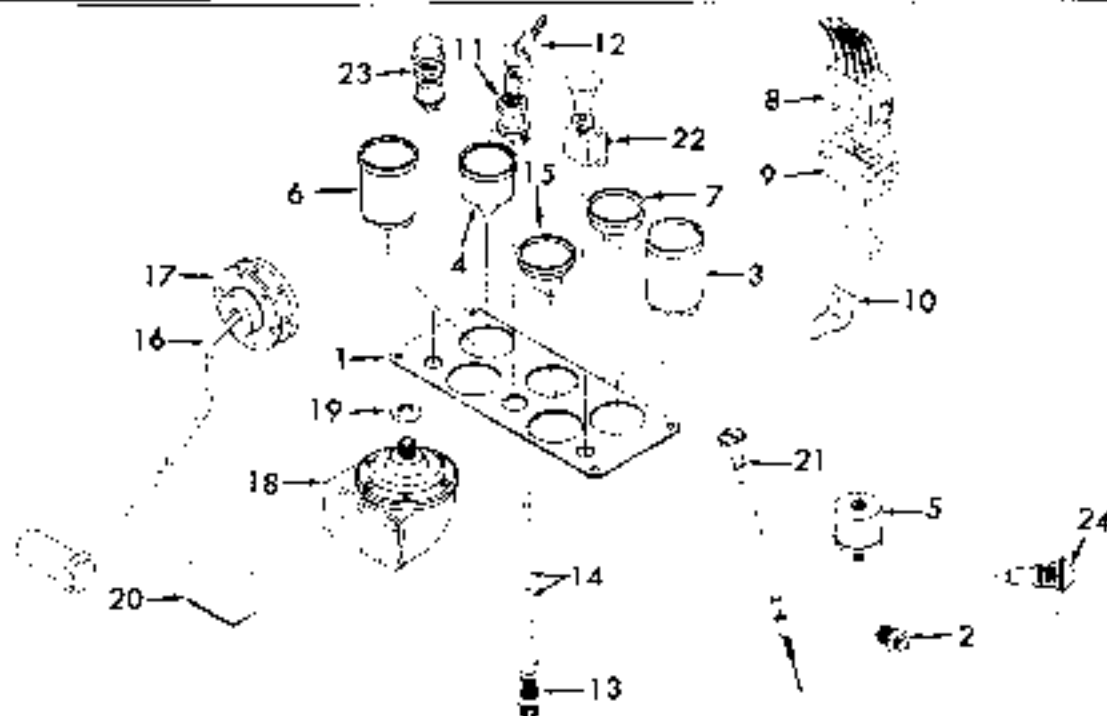
CDWL, HOOD, HOOD SUPPORTS, LATCH AND PANELS

Ref. No.	Part No.	DESCRIPTION	No. Pcs.	Ref. No.	Part No.	DESCRIPTION	No. Pcs.
1	20-6012265	Cowl	1		50A3664	Bolt-hex, 3/8-16 X 3/4	4
	50A3666	Bolt-hex, 3/8-16 X 1	6		50A1900	Nut-hex, 3/8-16	6
	50A4210	Washer-plain, 13/32X13/16	2	9	20-6012239	Hood-extension, Gas & LP	1
	50A1900	Nut-hex, 3/8-16	6		50A1900	Nut-hex, 3/8-16	4
2	20-3003149	Plate-cowl, door	1		50A4210	Washer-plain, 13/32X13/16	4
3	35A10181	Stud-oval head, door	2	10	20-3002382	Link-hood latch, 1X12-1/2	1
4	20-6012235	Hood-assy., gasoline	1		50A3666	Bolt-hex, 3/8-16 X 1	1
4	20-6012358	Hood-assy., LP-Gas	1		50A1986	Nut-lock, thn (Elstc) 3/8-16	1
	-----	Edging-22, ord. 20-7301965	1	11	50A2815	Pin-roll, 3/8 X 1-1/2	1
	20-7301965	Edging-10' roll	AR	12	20-3008602	Spring-link	1
5	35A12486	Rod-hood, 1/2 X 3-1/16	2	13	20-3012234	Panel-side, RH	1
	50A1827	Ring-snap, shaft, 1/2	4	13	20-3012233	Panel-side, LH	1
6	20-6012230	Support-hood, front	1	14	20-6012337	Bracket-side panels	2
	50A3666	Bolt-hex, 3/8-16 X 1	6		50A3668	Bolt-hex, 3/8-16 X 1-1/2	4
	50A4210	Washer-plain, 13/32X13/16	6		50A4205	Washer-plain, 7/16 X 1	4
7	20-6012231	Shield-gas tank	1	15	20-3000444	Stud-hex, camlock	6
8	20-60112232	Shield-breather	1	16	20-3000445	Washer-stud rtng., 5/8	6



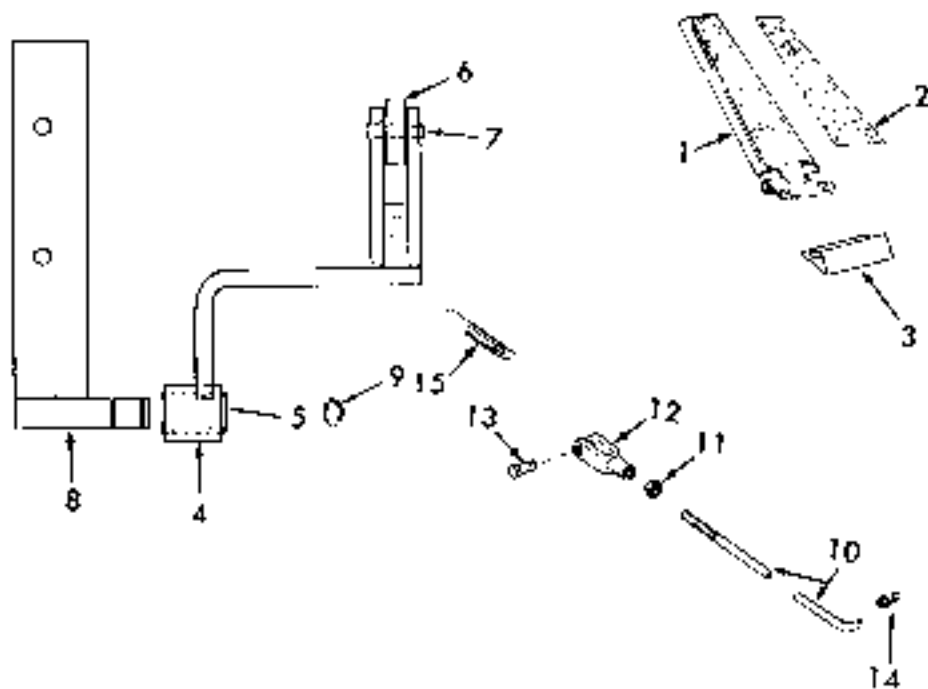
SEAT (STANDARD) AND OPTIONAL SEAT (GRAMMAR)

Ref. No.	Part No.	DESCRIPTION	No. Pcs.	Ref. No.	Part No.	DESCRIPTION	No. Pcs.
1	20-3011500	Seat-assy., bucket type Inc. Ref.#2 thru 3:	1			Optional Seat-Grammar(6512)	
2	35P495	Slide-seat, LH	1	14	20-3012313	Seat-assembly	1
2	35P496	Slide-seat, w/adj. arm, RH	1		50A3654	Bolt-hex, 5/16-18 x 5/8	4
3	35P1315	Spring-arm	1				
4	20-3011457	Spacer-seat front 9/32	2				
5	20-3011456	Spacer-seat, rear, 1"	2				
6	900042	Bolt-rd. hd., 5/16-18x2	2				
7	900045	Bolt-rd. hd. 5/16-18x2-3/4	2				
8	50A3730	Nut-hex, 5/16-18	4				
9	20-3011460	Isolator-seat mount	4				
10	20-3011461	Washer-isolator	4				
11	50A6402	Screw-rd. hd. #10-24x5/8	8				
12	50A3754	Nut-hex, #10-24	8				
13	-----	Hood-assy. See Page C-4	1				



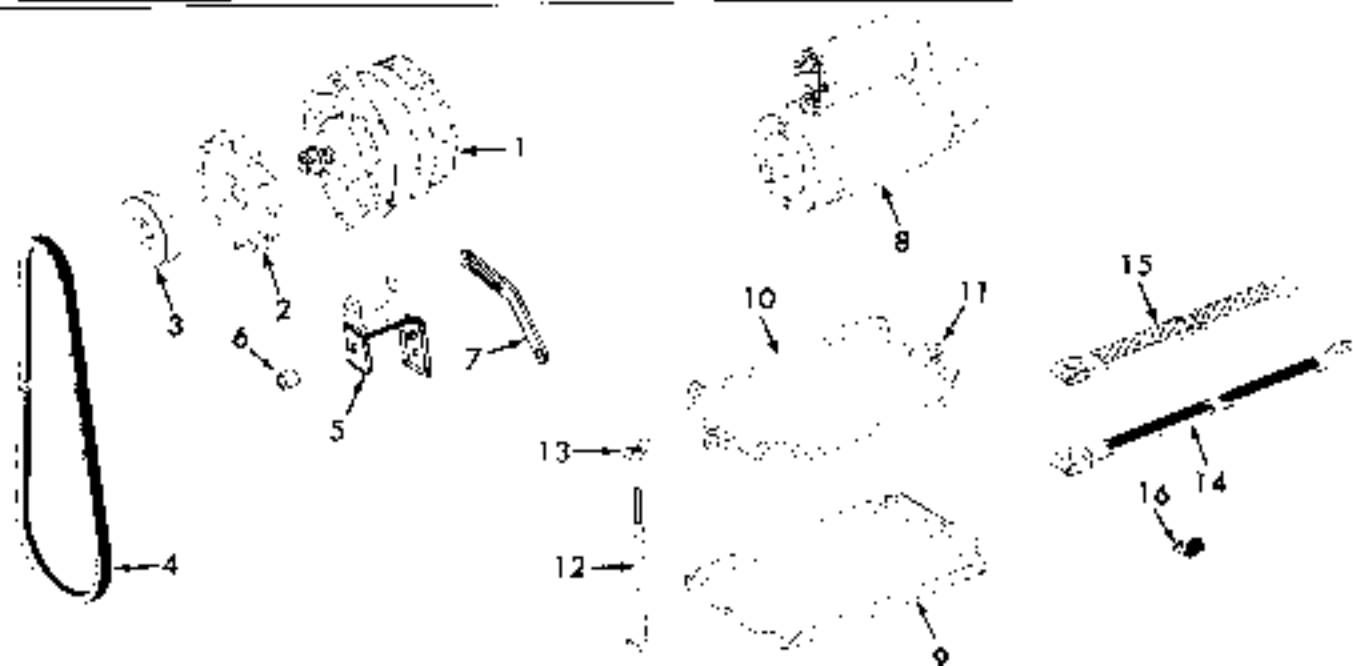
INSTRUMENT PANEL, INSTRUMENTS, IGNITION SWITCH AND HORN

Ref. No.	Part No.	DESCRIPTION	No. Pcs.	Ref. No.	Part No.	DESCRIPTION	No. Pcs.
1	20-3011685	Panel-gauges	1			Incl. the following part:	
	50A6405	Nut-acorn, panel, #10-32	4		20-7300550	Cap-fuse holder	2
	50A6408	Plug-panel, plastic, 5/8	2		35A14314	Plate-fuse idntfctn.	1
	20-3011686	Box-electrical, in cowl	1	14	20-3011708	Wire-ign. sw. to fuse, 9	1
2	20-3011869	Unit-temperature sending	1	14	20-3011718	Wire-switch to brn. fs., 9	1
3	20-3011693	Gauge-water, eng. temp.	1	14	20-3011706	Wire-horn tr, grnd., 6	1
4	20-3011692	Gauge-oil pressr., 80PSI	1	15	20-3011687	Hourmeter	1
5	10A25377	Unit-oil pressr. sendng.	1	16	35A5387	Unit-tank, fuel gauge	1
6	20-3011695	Voltmeter	1		50A5033	Screw-rd. hd., #10-32X3/8	1
7	20-3011694	Gauge-fuel, gas engine	1		50A4982	Screw-rd. hd., #10-32X7/16	5
8	20-3011705	Harness-1ctrl. box, uppr.	1	17	10A9818	Gasket-tank unit	1
9	20-3011703	Harness-w/ fsbl. lnc., lwr.	1	18	35A7762	Horn	1
		Incl. the following part:		19	35A7761	Nut-horn, 7/8-20	1
	20-7302609	Link-fusible, 3-1/2 L.	1	20	35A8188	Relay-horn	1
	20-3011701	Clip-adh. lwr. hrnss. to cwl	1		50A1643	Bolt-hex, 1/4-20X5/8	2
	50A4666	Clip-L, hrnss. to cwl. 1/2	1		50A1898	Nut-hex, 1/4-20	2
	50A6410	Clip-L, hrnss. to cwl. 7/8	1		35A14103	Wire-brn. hrnss. to clmn. 8	1
	50A4671	Clip-L, hrnss. to cwl. 7/8	1	21	10A22764	Rod-choke, w/ knob, 63	1
10	20-3011709	Tab-hrnss. connector	2		50A1741	Nut-hex jam, 3/8-24	1
11	20-3011631	Switch-ignition, w/ keys	1	22	35A8787	Switch-light (optional)	1
12	20-7302610	Key-switch, set of 2	1	23	20-3000029	Switch-LP Primer (optnl.)	1
13	35A14678	Holder-fuse, w/ 10A. GLF fs.	2	24	20-3011824	Light-lw. fl. LP (optnl.)	1



FOOT ACCELERATOR PEDAL AND ROD

Ref. No.	Part No.	DESCRIPTION	No Pcs.	Ref. No.	Part No.	DESCRIPTION	No Pcs.
1	20-7370019	Pedal-accelerator Inc. Ref. #2:	1	8	20-6012244	Pivot-accelerator, w/pin	1
2	35A8645	Safety Walk-accltr. pdl.	1		50A3665	Bolt-hex, 3/8-16X7/8	2
3	20-3002925	Bracket-pedal	1	9	50A1788	Ring-rtnr., ext. 1/2	2
	50A3655	Bolt-hex, 5/16-18X3/4	2	10	20-3012271	Rod-throttle, to carb., Gas, 1/4 x 21-9/16	1
	50A3730	Nut-hex, 5/16-18	2	10	20-6012345	Rod-throttle, to carb., (assy.) LP-Gas, 28	1
	50A1926	Bolt-accltr. stp. 3/8-16X3/4	1	11	50A4932	Nut-hex, 1/4-28	1
	50A3742	Nut-hex jam, 3/8-16	1	12	50A4277	Clevis-rod adjstng., 1/4	1
4	20-6009497	Lever-accelerator Inc. Ref. #5-7:	1	13	50A3851	Pin-clevis, 1/4X1	1
5	20-3003581	Bushing-lever	1	14	20-3005640	Clip-rod end	1
6	35A14320	Roller-lever	1	15	20-3008602	Spring-throttle rod	1
7	50A2855	Pin-roller, 1/4X7/8	1				



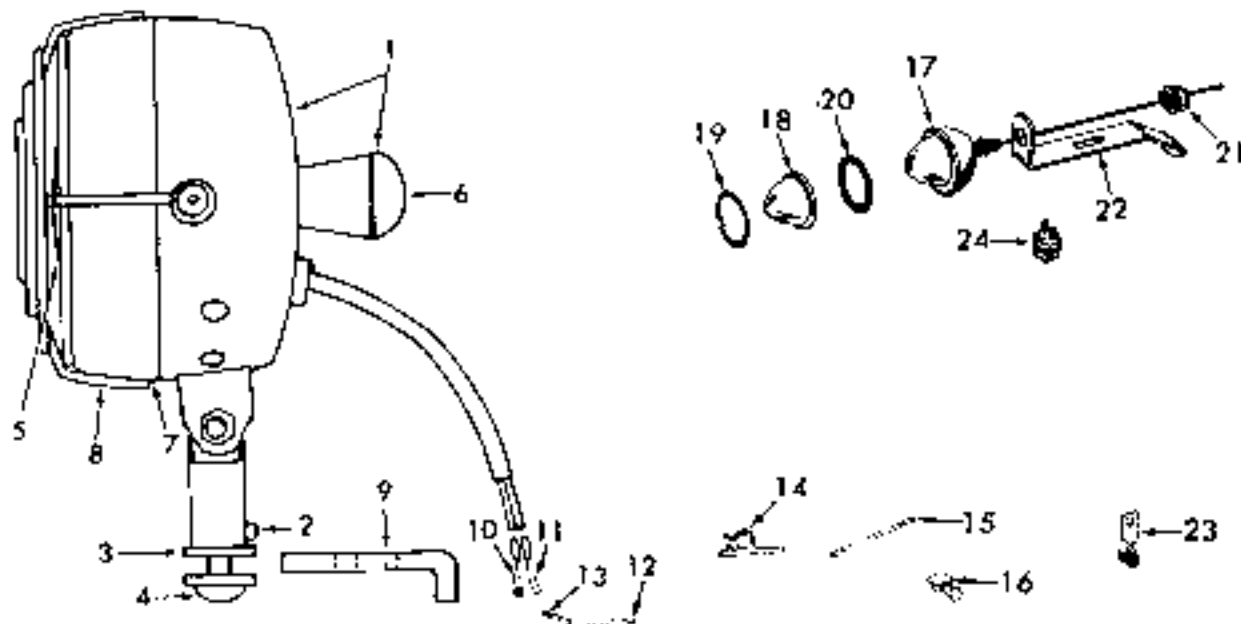
ALTERNATOR, STARTING MOTOR, BATTERY AND BATTERY TRAY

Ref. No.	Part No.	DESCRIPTION	No. Pcs.	Ref. No.	Part No.	DESCRIPTION	No. Pcs.
1	20-3010785	Alternator-DR(Metric)37A	1		50A3671	Bolt-hex, 3/8-16X2 1/4	3
	50A6370	Nut-hex, M6.3 X 1 (Metric)	1		50A6414	Nut-hex, M5X.8 (Metric)	2
	50A4947	Washer-lock, #12	1		50A6415	Nut-hex, M10X1.5 (Metric)	1
2	35A8249	Fan-alternator	1		141773	Adapter-starter	1
3	20-3010171	Pulley-alternator, 1/2w.	1		-----	Battery-12V, 67A, (29NF)	1
4	20-3009025	Belt-altrntr.&fan, 51 OC	1		30-3080021	Electrolyte-5 gal cntnr.	AR
5	20-6001174	Bracket-alternator mount	1	9	20-3011766	Tray-battery	1
	50A3666	Bolt-hex, 3/8-16X1	2	10	20-3002524	Clasp-bttry.hld.dwn.w/clip	1
	50A1900	Nut-hex, 3/8-16	2	11	20-7301915	Clip-battery hold down	2
6	20-3001175	Spacer-brckt. 3/4OX.94	1	12	35A9379	Bolt-hook, battery	2
	50A1923	Bolt-hex, 5/16-18X3 1/2	1	13	50A1762	Nut-wing, bolt, 1/4-20	2
7	20-3003994	Strap-adjusting, Jr. belt	1	14	35A6170	Cable-bttry.to strtr. 27 1/2	1
	50A3665	Bolt-hex, 5/16-18X7/8	1	15	35A6171	Cable-bttry.ground, 12 1/2	1
	50A4202	Washer-plain, 11/32X11/16	2	16	50A4666	Clip-cable, 1/2X3/4 wide	1
	50A6371	Nut-hex, M8X1.125 (Metric)	1		50A3664	Bolt-hex, 3/8-16X3/4	1
8	20-3009612	Motor-starting, 12V, (DR)	1		50A1900	Nut-hex, 3/8-16	1



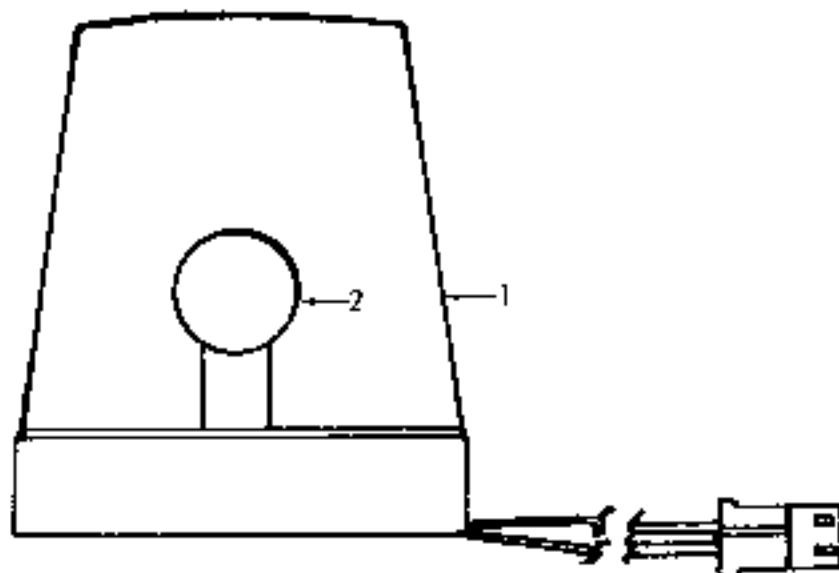
---

# NOTES



HEAD LAMP, STOP AND TAIL LAMP

Ref. No.	Part No.	DESCRIPTION	No. Pcs.	Ref. No.	Part No.	DESCRIPTION	No. Pcs.
1	20-3010505	Head light-12V. w/lens Inc. Ref. #2 thru 8:	1	16	35A8787	Switch-head&tail light	1
2	GM105109	Set Screw-#10-24X3/8	1	17	50A4211	Washer-plain, 15/32X59/64	1
3	20-7301931	Washer-nylon, mtg. brkt.	2		35A1104	Lamp-tail&stop, 3&1/2CP Inc. Ref. #18 thru 21:	1
4	GM117307	Screw-truss hd. 3/8-16X1	1	18	35P265	Lens-lamp	1
5	103463A	Sealed Bear-light, 12V	1	19	35P366	Retainer-lens	1
6	20-7301923	Knob-light	1	20	35P364	Gasket-retainer	1
7	20-7301924	Rim-shock mount	1	21	35P363	Connector-w/nuts	2
8	20-7301925	Guard-light	1	22	35A1749	Bracket-light, S-shaped, 8	1
	20-7301926	Insulstr.-spr., seal. bm.	1		50A3673	Bolt-hex, 3/8-16X3	1
9	20-3007183	Bracket-head light	1		50A1900	Nut-hex, 3/8-16	1
	50A3644	Bolt-hex, 1/4-20X1/2	1		50A4210	Washer-plain, 13/32X13/16	1
	50A1898	Nut-hex, 1/4-20	1		35A3004	Wire-w/fuse, 14A, 36L.	1
10	20-3007851	Terminal-ring, grnd. wire	1	1	GM147685	Fuse-14A	1
11	20-3007884	Pin-terminal	1		35A3007	Wire-junctn. to tail L-81L	1
12	-----	Wire-16Ga., 26 stand.	AR		35A3006	Wire-to pr. swtch., 42L.	1
13	20-3006593	Pin-connector	1		35A3009	Wire-pr. swtch. to 1, 71L.	1
14	20-3009794	Clip-wire	4	23	10A7581	Clip-wire, 3/4wideX2 1/4	1
	50A6336	Grinnet-wire, 5/16	4		10A8027	Clip-wire, S-shaped, 3/8	1
15	20-3011707	Wire-jumper, ign. swtch. 6	1	24	35A387	Switch-stop light, in cyl	1

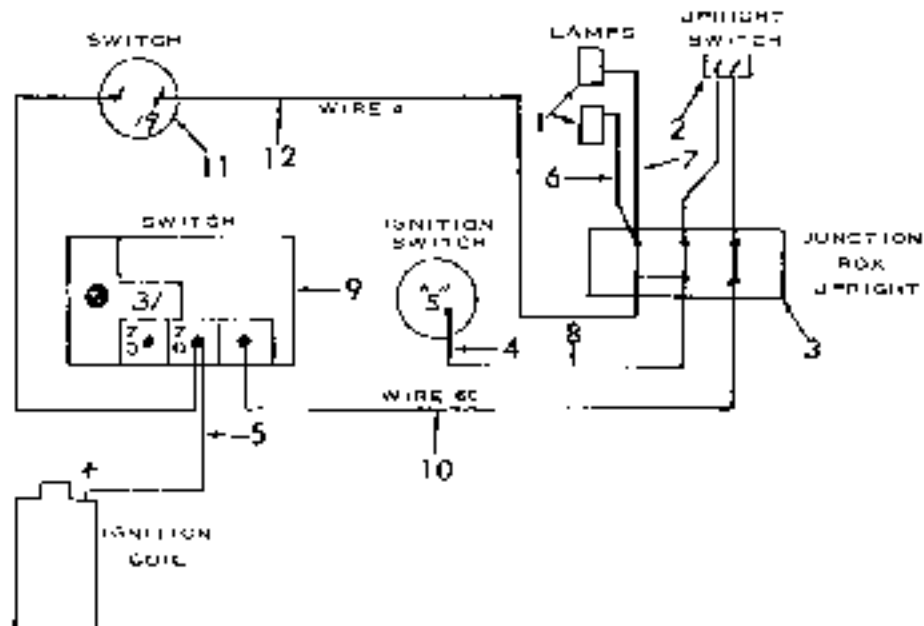


FLASHING LIGHT

Ref. No.	Part No.	DESCRIPTION	No. Pcs.	Ref. No.	Part No.	DESCRIPTION	No. Pcs.
1	20-6009281	Lamp-flashing, red, 12V Inc. Ref. #2 lens & flshr.	1		50A6336	Grommet, 5/16 hole	1
2	20-7302135	Bulb-flashing, 12V	1		20-6009282	Wire-w/terminal, 75"	1
	20-7302579	Lens-red	1		20-3009279	Housing-socket	1
	20-7302580	Lens-amber (optional)	1		20-3009048	Holder-fuse, w/wire	1
	20-7302585	Flasher-lamp	1		20-3006593	Pin-connector, fuse	1
	20-3009080	Bracket-lamp	1		20-3009278	Housing-pin	1
	50A3650	Bolt-hex, 1/4-20X1-1/2	2		20-3009051	Fuse-5 amp.	1
	50A1898	Nut-hex, 1/4-20	2		-----	Wire-16 Ga., 26 strand.	AR
	50A6340	Screw-span hd. #10-24X1-3/4	2		20-3007884	Pin-terminal	1
	50A4200	Washer-plain, 7/32X1/2	2		20-3007851	Terminal-ring	1
	50A3754	Nut-hex, #10-24	3		20-3009794	Clip-cable	1

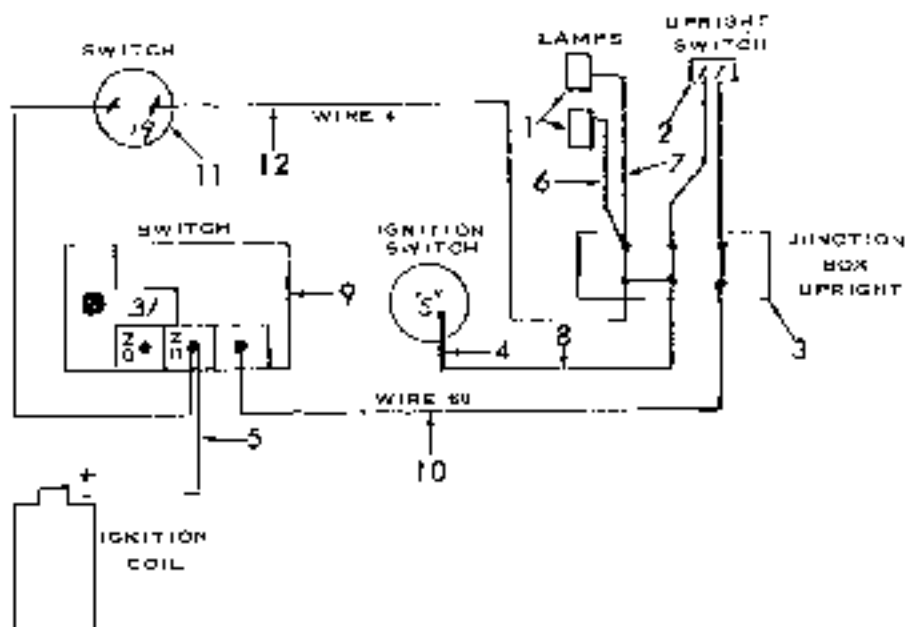
BACK-UP ALARM

Ref. No.	Part No.	DESCRIPTION	No. Pcs.	Ref. No.	Part No.	DESCRIPTION	No. Pcs.
	20-3012003	Alarm - back-up	1		20-3007849	Terminal-ring	1
	20-3012272	Bracket-alarm, wldd. to MFG	1		20-3007846	Terminal-ring	1
	50A2490	Elbow-trn. vlv., 1/8	1		20-3007884	Pin-terminal	1
	35A8116	Switch-oil presr.	1		20-3006593	Pin-connector	1
	-----	Wire-alarm, 16Ga., 26strand.	AR				



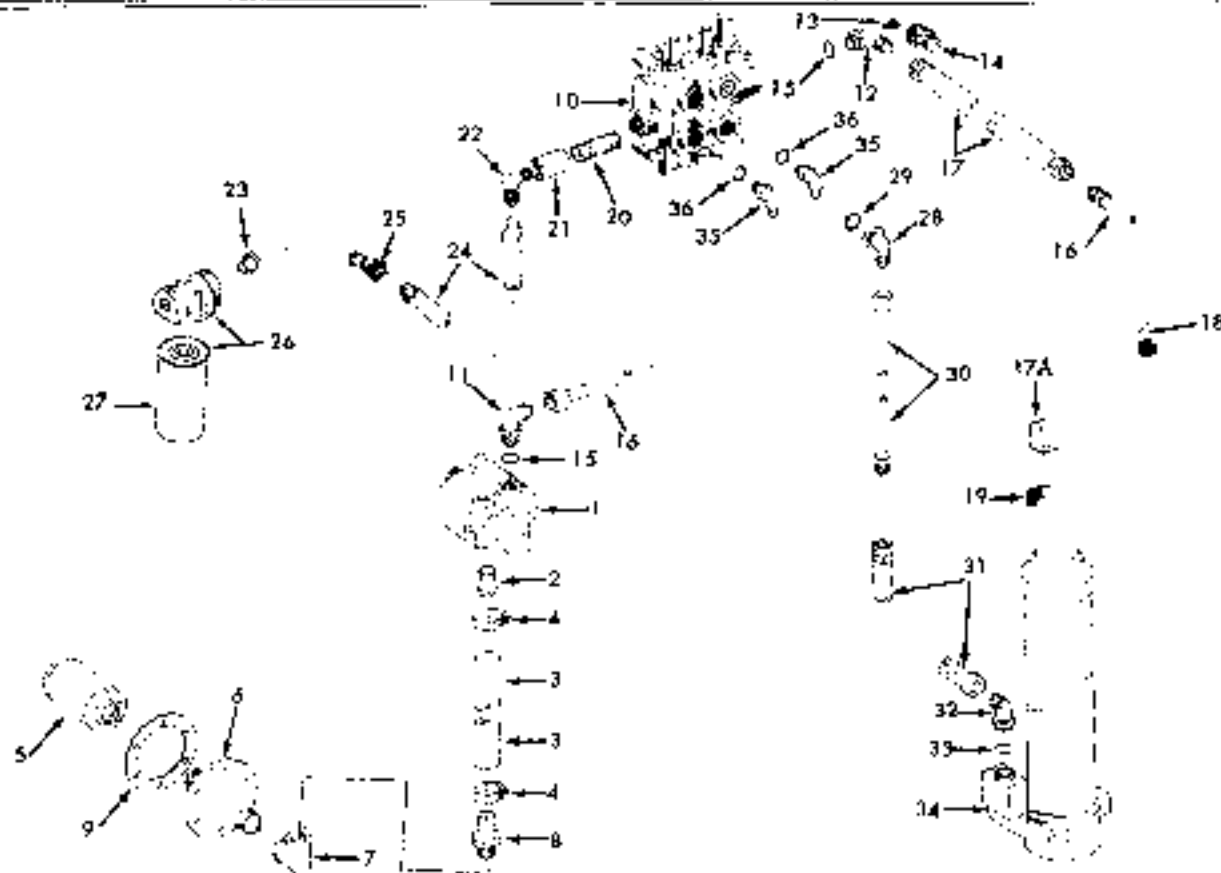
LOAD ALERT FOR TRIPLEX, DUPLEX AND SIMPLEX UPRIGHTS

Ref. No.	Part No.	DESCRIPTION	No. Pcs.	Ref. No.	Part No.	DESCRIPTION	No. Pcs.
1	20-3009789	Plate-lamp, on upright	2		20-3009797	Wrapping-harness, 14 long	1
	50A4982	Screw-rd. hd. slttd, #10-32X7/16	4		50A4666	Clip-cowl, 1/2	1
2	20-6009788	Lamp-upright	2	4	35A9380	Clip-btry. grd. clamp-1-3sq.	1
		Inc. following Part:		5	20-6009778	Wire-switch, 4	1
3	20-7302227	Bulb-lamp	2	6	20-6009780	Wire-cl. to prsr. switch, 36	1
	20-3009804	Clip-wire, 1/2X1	4	7	20-6007902	Wire-block to RH lamp, 4H	1
3	20-3009793	Switch-upright	1	8	20-6009781	Wire-block to LH lamp, 130	1
	20-3009792	Mount-switch	1	9	20-3009784	Rectifier-w/wire	1
3	50A5652	Screw-rl. hd. #10-32X7/8	2		50A4810	Grommet, 3/8X11/16X1/16	3
	50A5001	Nut-hex. #10-32	2		20-6009785	Manifold-with tube	1
3	50A4200	Washer-plain, 7/32X1/2	2	9	941036	Plug-hex, 1/8-27	1
	20-3009799	Decal-instruction, 1-alert	1	10	20-3009801	Switch-high pressure	1
3	20-3009794	Clip-wire, 1/4X1	11		20-6009779	Wire-pressure switch to block, #60, 75	1
	20-3009795	Block-terminal	1	11	20-3009802	Switch-low pressure	1
3	50A3994	Screw-rd. hd. slotted, #8-32X3/4	4	12	20-6007901	Wire-pressure switch to block, #4, 75	1
	50A3755	Nut-hex, #8-32	4		20-3009798	Tee-manifold, 3/4X3/8	1
3	20-3009790	Cam-Duplex and Triplex, 1/4X3/4X2	1		50A4450	Nipple-close, 1/4X7/8	3
	20-3009791	Cam-Simplex, 1/4X3/4X18	1		-----	Wire-ign. switch, 16Ga. 26 strand.	1
3	20-3009800	Box-terminal, 3/4X4 1/4	1		20-3007884	Pin-terminal	1
	20-3009796	Jumper-terminal	1		20-3007851	Terminal-ring	1



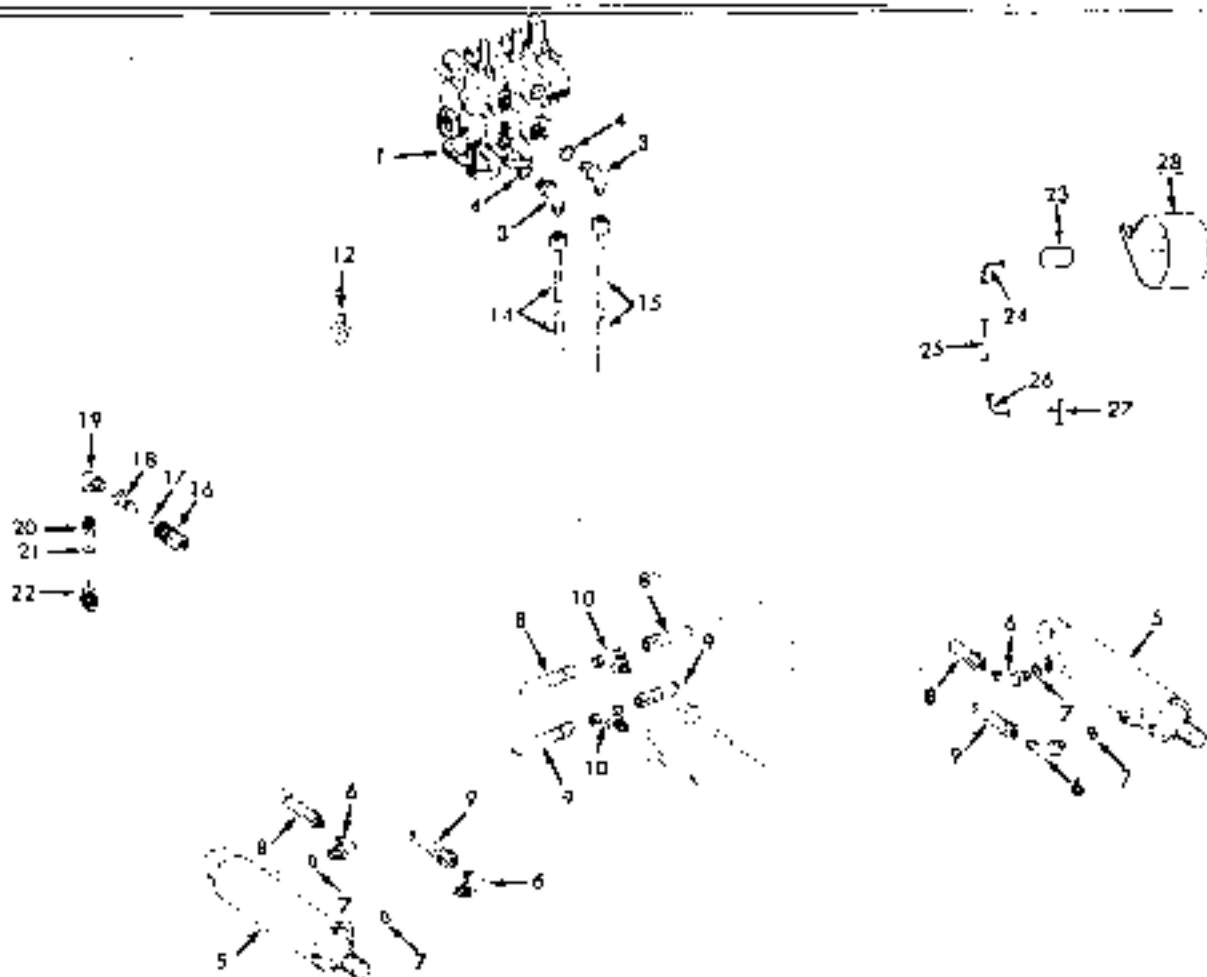
LOAD ALERT FOR TRIPLEX UPRIGHT  
GROUP II, USED ON CASCADE 55 C SERIES

Ref. No.	Part No.	DESCRIPTION	No. Pcs.	Ref. No.	Part No.	DESCRIPTION	No. Pcs.
1	20-3009789	Bracket-lamp, on upright	2		20-3009938	Clip-btry. grnd. clmp., 1 1/2	1
	50A4982	Screw-rd. hd. 10-32X7/16	4	4	20-6009778	Wire-switch, 4	1
	50A5664	Bolt-hex, 3/8-16X3/4	1	5	20-6009780	Wire-coil co prsr. swt. 36	1
	20-6009788	Lamp-upright	2	6	20-6010647	Wire-blk. to RH lamp, 56	1
		Inc. following part:		7	20-6007902	Wire-blk. to LH lamp, 48	1
	20-7302227	Sulb-lamp	2	8	20-3010644	Rectifier-w/wire ign.	
	20-3010642	Bracket-lamp	1			switch to block, 66	1
	20-3009804	Clip-wire, 1/2X1	3		50A4810	Crommet-1/8X11/16X1/16	3
	20-3009793	Switch-upright	1		20-6009785	Manifold-w/tube	1
	20-3009792	Mount-switch	1		50A5724	Plug-hex, 1/8-27	1
2	50A5652	Screw-rd. hd. 10-32X7/8	2	9	20-3009801	Switch-high pressure	1
	50A5001	Nut-hex, 10-32	2	10	20-6010646	Wire-switch to junction	
	50A4200	Wshr.-plain, 7/32X1/2	2			box, #60, 99	1
	20-3009799	Decal-instructions	1	11	20-3009802	Switch-low pressure	1
	20-3009794	Clip-wire, 1/4X1	5	12	20-6010645	Wire-switch to junction	
	20-3009795	Block-terminal	1			box, #4, 99	1
	50A3994	Screw-rd. hd. 8-32X3/4	4		20-3009798	Tee-manifld. to oil In 3/4	1
	50A3755	Nut-hex, 8-32	4		50A4450	Kipple-close, 1/4X7/8	1
	20-3009796	Jumper-terminals	1		20-3010200	Shim-hydrizr. U-shp. .001	AR
	20-3009790	Can-opright, 1/4X3/4X2	1		20-3010201	Shim-hydrizr. U-shp. .010	AR
3	20-3009800	Box-terminal, 3/2 X 4 1/2	1		-----	Wire-ign. switch, 16Ga., 6	1
	20-3010643	Bracket-box	1		20-3007884	Socket Wire	1
	20-3010648	Wrapping-harness, 1/2X3/8	1		20-3007851	Ring-wire, terminal	1
	50A4666	Clip-cowl, 1/2	1				



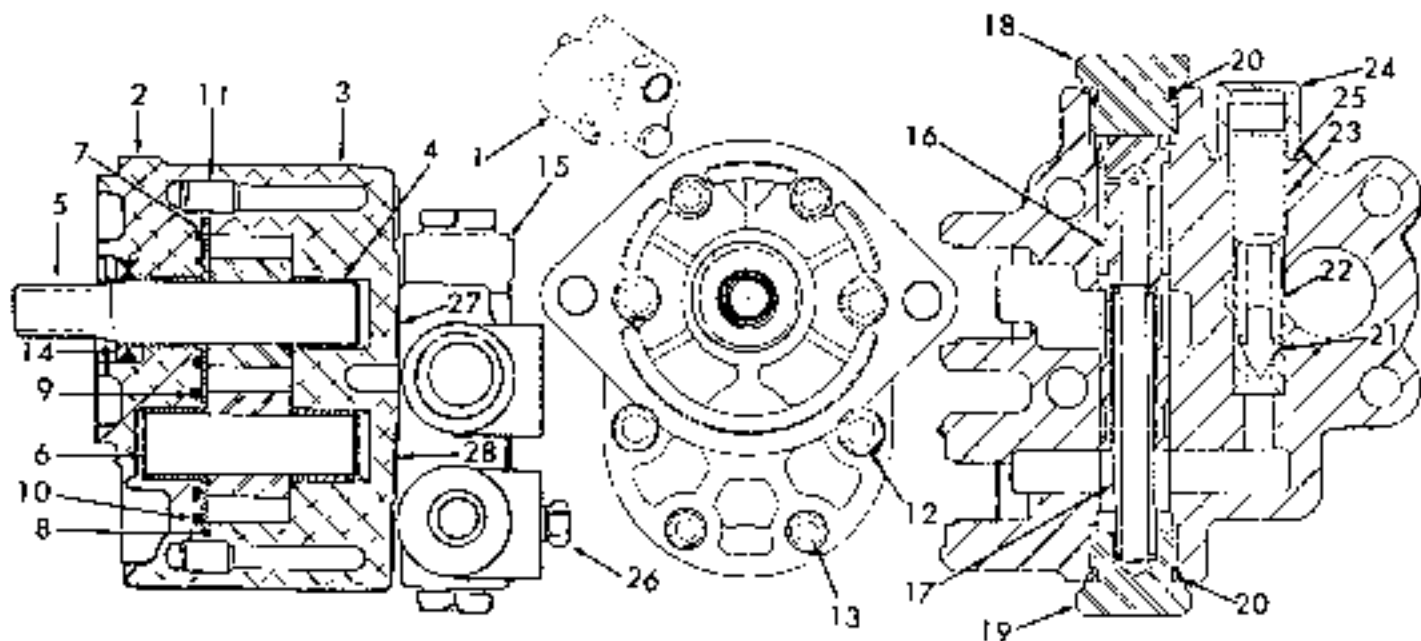
HYDRAULIC OIL LINES FOR PUMP AND LIFT CYLINDER

Ref. No.	Part No.	DESCRIPTION	No. Pcs.	Ref. No.	Part No.	DESCRIPTION	No. Pcs.
1	-----	Pump-hyd., P.D-4, 30C	1	20	50A4481	*Nipple-otlt.3/4X1-1/2	1
1	-----	Pump-hyd., P.D-5, 40-60C	1	21	10A25626	*Coupling-nppl.to lbw,3/4	1
2	20-3001216	Nipple-pump., 3/4X1, 30C	1	22	50A1992	*Elbow-outlet, 5/8X90°	1
2	20-3011481	Nppl.-pmp., 1-5/16, 40-60C	1	22	50A4616	+Elbow-vlv, otlt.1/2X90°	1
3	20-3012340	Hose-suction lube, 1X10-1/2	1	23	50A4561	*Bushing-rdcr., 3/4to1/2	1
4	10A12015	Clamp-hose, 1-1/2	2	24	35A10662	Hose-rtrn. vlv, Lnk, 1/2X25%	1
5	35A698	Strainer-suction, tank	1	25	50A4591	Elbow-fltr, ntl. 45°, xstrt	1
6	36A11071	Flange-strainer	1	26	20-3010377	Filter-assy., oil return	1
	50A3665	Bolt-hex, 3/8-16 X 7/8	6			Inc. Ref.#27:	
7	50A2311	Elbow-nppl.to flng. 1X90°	1	27	20-7302402	Element-filler	1
8	35A11072	Nipple-elbow, 1/2X2-11/16	1	28	50A4425	*Elbow-vlv.to tb. 5/8X90°	1
9	35A5206	Gasket-flange	1	29	10A16285	*Seal-O-ring, elbow	1
10	-----	*Valve-cntrl. 2&3 spl. D-6	1	28	50A5722	+Elbow-vlv.to tb. 5/8X90°	1
10	-----	+Valve-cntrl. 4 spl. aux. D-7	1	29	10A12012	+Seal-O-ring, elbow	1
11	50A4425	Elbow-pump otlt. 5/8X90°	1	30	20-3004154	*Tube-vlv.to lft.cyl. 5/8	1
12	35A11201	Elbow-vlv. inlt., 5/8X90°	1	30	20-3003894	+Tube-vlv.to lft.cyl., 5/8	1
13	50A5724	Plug-elbow, hex hd. 1/8-27	1	31	-----	Hose-tube, see upright bk.	1
14	50A5669	Elbow-w/swvl. nut, 5/8X45°	1	32	50A4422	Elbow-hose, 5/8X45°	1
15	10A16285	Seal-O-ring, elbows	2	33	10A16285	O-Ring-elbow	1
16	20-3012336	Tube-pres.pmp.otlt., Gas	1	34	-----	Cylinder-see upright bk.	1
16	20-3012342	Tube-pres.pmp.otlt., LPG	1	35	50A189	*Elbow-vlv.tlt.cyl. 3/8X90	2
17	20-3005176	Hose-vlv. inlt., 1/2X16-1/2	1	36	10A12012	*Seal-O-ring, elbow	2
17A	20-3003972	Clip-tube, L-shpd. 1 wide	1	35	50A4423	+Elbow-vlv.tlt.cyl. 3/8X90°	2
18	50A4671	Clip-tube, J-shpd., 1 wide	1	36	10A16405	+Seal-O-ring, elbow	2
	35A9539	Clip-tubes, 90° bend, answl	1		Note (*)	W/cast body 2&3 spl. vlv.	
19	50A671	Clip-tube, 5/8X3/4 wide	1		Note (+)	W/stack style 4 spl. vlv.	



HYDRAULIC OIL LINES FOR TILT CYLINDERS, BREAKAWAY COUPLING & ACCUMULATOR

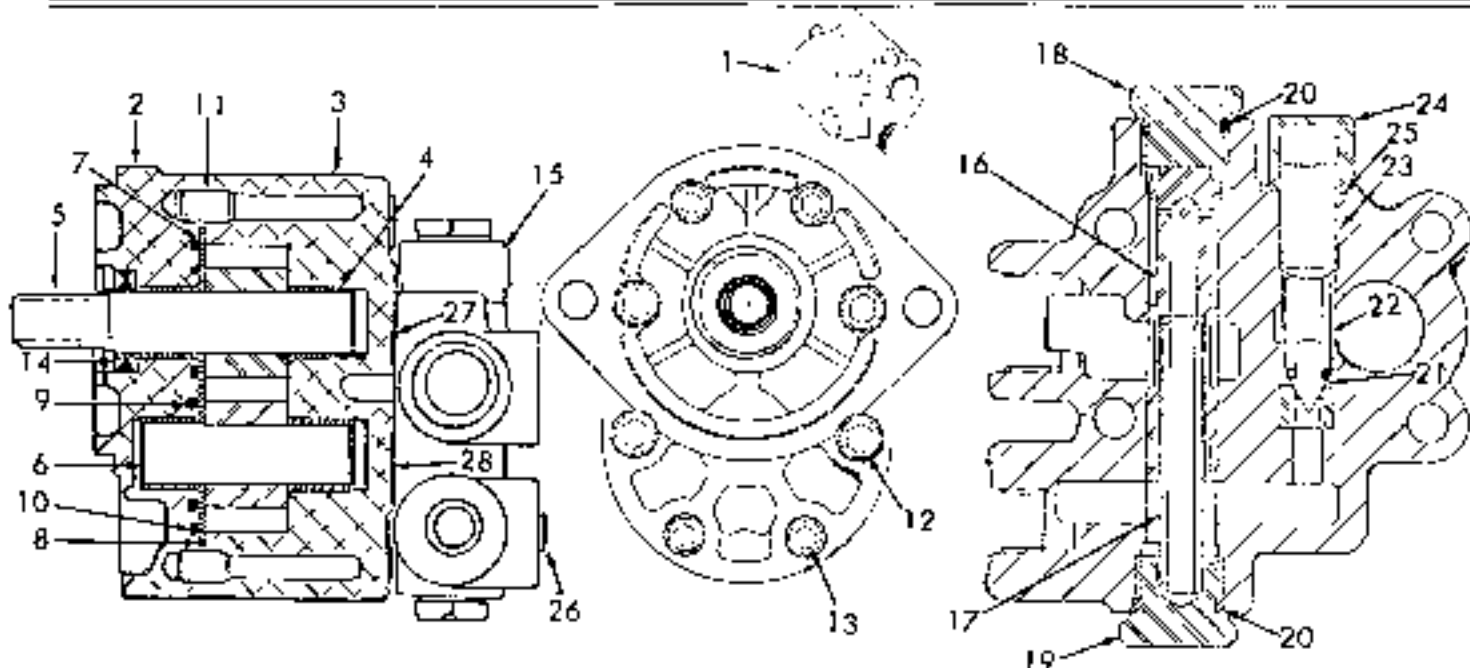
Ref. No.	Part No.	DESCRIPTION	No. Pcs.	Ref. No.	Part No.	DESCRIPTION	No. Pcs.
1	-----	*Valve-cntrl, 2&3spl. D-6	1		Note(+)	W/stack style 4 spl. vlv.	
	-----	+Valve-cntrl, dbl. aux. D-7	1	16	20-3010284	-Body-quick disconnect, 3/8 NPT	2
3	50A189	* Elbow-valve, 3/8-90°	2	17	10A6329	-O-Ring-body	2
4	10A12012	*Seal-O-ring, elbow	2	18	20-3010285	-Nose Piece, 3/8 NPT	2
3	50A4423	+Elbow-valve, 3/8-90°	2	19	35A12205	-Elbow-steel, 1/2-18x90°	2
4	10A16405	+Seal-O-ring, elbow	2	20	35A10616	-Connector-coupler, 9/16	2
5	-----	Cylinder-tilt, see P.D-11	2	21	10A16405	-Seal-O-ring, connector	2
6	50A4423	Elbow-tilt. cyl. 3/8-90°	4	22	35A5002	-Reducer, bushing, 3/4to9/16	2
7	10A16405	Seal-O-ring, elbow	4		Note(-)	Used w/quick disconnect plr	
8	35A9168	Hose-tilt cyl. 1/2 x 15	1	23	20-3009063	Accumulator (1500 PSI)	1
9	35A9169	Hose-tilt cyl. 1/2 x 19	2	24	50A5732	Elbow-hs. to accm. 5/8	1
10	20-6011428	Tee-w/rstrctr. tilt. cyl.	2	25	20-3011564	Hose-accumulator, 1/2x15	1
12	50A603	Clip-tilt cyl. tubes	1	26	50A2763	Elbow-hose, 5/8-90°	1
14	20-3005447	*Tube-tilt. cyl. rear, 3/8	1	27	50A4973	Tee-press. line, 5/8	1
14	20-3002701	+Tube-tilt. cyl. rear, 3/8	1	28	20-3000379	Brkt. accm. less support	1
15	20-3005448	*Tube-tilt. cyl. fwd. 3/8	1		50A3666	Bolt-hex, 3/8-16x1	2
15	20-3002700	+Tube-tilt. cyl. fwd. 3/8	1		50A1900	Nut-hex, 3/8-16	2
	Note(*)	W/cast body 2&3spl. vlv.			20-3000377	Decal-accumulator	1



HYDRAULIC PUMP WITH FLOW DIVIDER, ADAPTER AND DRIVE  
GROUP I - FOR MA30C

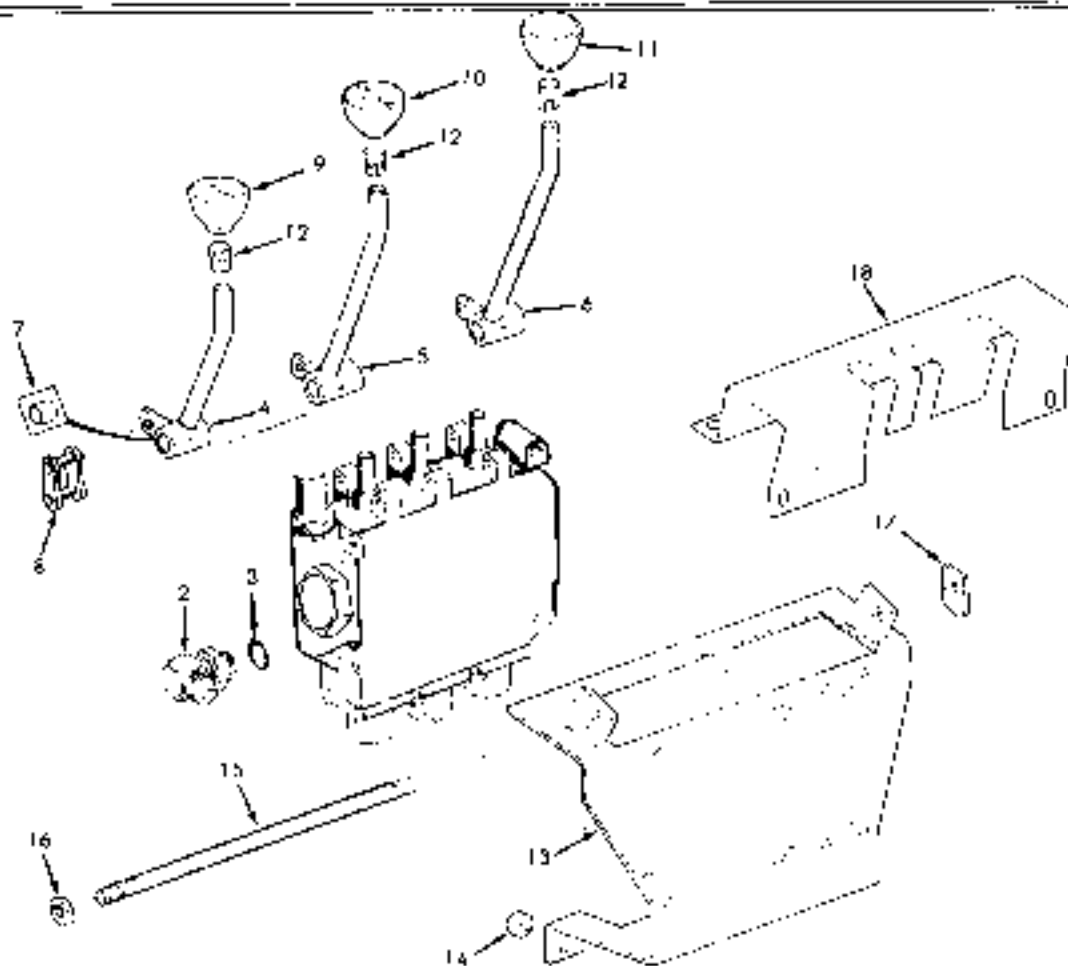
Ref. No.	Part No.	DESCRIPTION	No. Pcs.	Ref. No.	Part No.	DESCRIPTION	No Pcs.
1	20-3001180	Pump-hyd.w/flow divider, 15 GPM(Webster 47145-18)	1	19	20-7301603	Plug-spring, lower	1
		Inc. Ref. #2 thru 15:		20	10A12012	+Seal-O-ring, plug	2
	50A3667	Bolt-hex, 3/8-16X1-1/4	2	21	35P290	Valve-flow divider	1
2	20-7301481	Body-assy. drive end	1	22	35P291	Spring-valve	1
3	20-7301516	Cover-assy. rear	1	23	20-7301604	Screw-valve adjusting	1
		Ex. inc. Ref. #4:		24	10P1410	Cap-adjusting screw	1
4	35P2878	Bushing-body & cover	4	25	20-7301290	+Gasket-plug	1
5	20-7301515	Shaft-drive, w/gear	1	26	50AS724	Pipe-plug, 1/8-27	1
6	20-7300065	Shaft-idler, w/gear	1	27	941922	+W-ring-flow divdr. 1/2 ID	1
7	20-7301260	+Plate-wr. (hrnz. sd. to gr)	1	28	35P1291	+W-ring-flow divdr. 1 ID	1
8	20-7301259	+Seal-plate to body	1		20-7301518	Bolt-sskt. 5/16-18X1 1/2	4
9	20-7301261	+Seal-plate, inner	1		35A705	+Gasket-pump mounting	1
10	20-7301262	+Seal-plate, outer	1		20-7380073	+Kit-rrp. (+parts in kit)	1
11	20-7301266	Pin-dowl	2		40-2092102	Adapter-pmp. drv. splnd.	1
12	35P2895	Screw-hex sckt. 5/16-18X1 1/2	4		40-2093251	Adapter-pump	1
13	35P2896	Screw-hx. sckt. 3/8-16X1 1/2	4			Inc. following 4 parts:	
14	10P1772	+Seal-drive shaft	1		40-2092404	Bearing-adapter	1
15	20-7301517	Flow Divider-assy.	1		40-2075402	Gear-pump drive	1
		Inc. Ref. #16 thru 28:			2100-02315	Ring-snap	1
16	20-7301602	Piston-flow divider	1		2120-02137	Ring-snap	1
17	15P819	Spring-piston	1		1000-13297	Bolt-hex, 1/2-20X2-1/2	2
18	20-7300072	Plug-piston, upper	1		50A4751	Nut-hex, 1/2-20	2
					50A4212	Washer-plain, 1/2X1-1/16	2





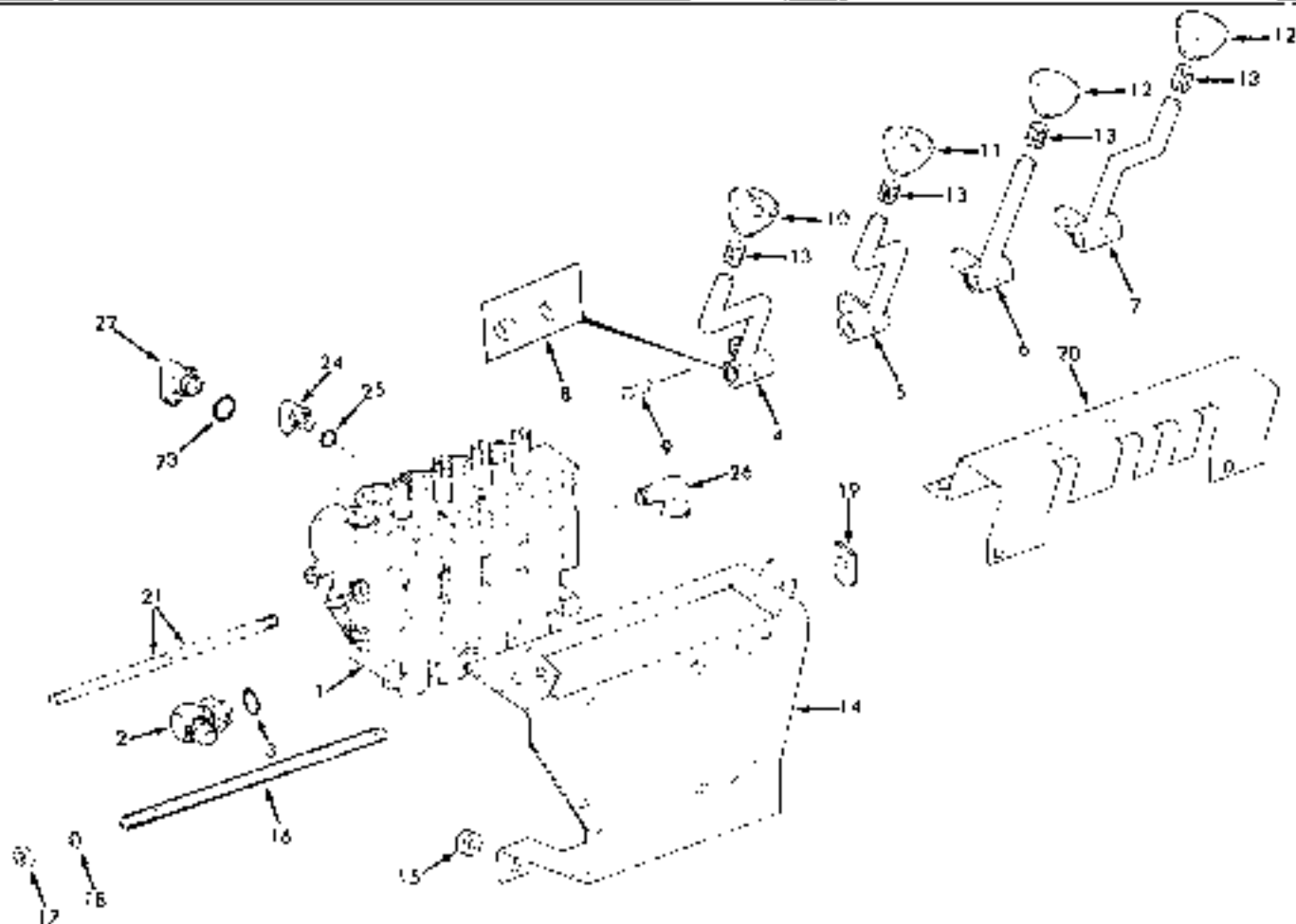
HYDRAULIC PUMP WITH FLOW DIVIDER, ADAPTER AND DRIVE  
GROUP II - MA 40-60C

Ref. No.	Part No.	DESCRIPTION	No. Pcs.	Ref. No.	Part No.	DESCRIPTION	No. Pcs.
1	20-3010830	Pump-hyd.w/flow divider, 16GPM(194YC-01-23-14-RF11 Inc.Ref.#2 thru 15:	1	19	20-7301603	Plug-spring,lower	1
	50A3667	Bolt-hex,3/8-16X1-1/4		20	10A12012	+Seal-O-ring,plug	2
2	20-7301481	Body-assy.drive end	1	21	35P290	Valve-flow divider	1
3	20-7302561	Cover-assy.rear Es.inc.Ref.#4:	1	22	10P1408	Spring-valve	1
4	35P2878	Bushing-body & cover	4	23	20-7301604	Screw-valve adjusting	1
5	20-7302569	Shaft-drive,w/gear	1	24	10P1410	Cap-adjusting screw	1
6	20-7302570	Shaft-idler,w/gear	1	25	20-7301290	+Gasket-plug	1
7	20-7301260	+Plate-wr.(brnz.sd.to gr)	1	26	50A4445	Plug-hex sckt.1/8-27	1
8	20-7301259	+Seal-plate to body	1	27	941922	O-Ring-flow divdr.1 I.D.	1
9	20-7301261	+Seal-plate,inner	1	28	35P1291	O-Ring-flow divdr.1 I.D.	1
10	20-7301262	+Seal-plate,outer	1		20-7301518	Bolt-sckt.5/16-18X1 1/2	4
11	20-7301266	Pin-down	2		35A705	+Gasket-pump mounting	1
12	35P2895	Screw-hex sckt.5/16-18X1 1/2	4		20-7380073	+Kit-rpr.(+parts in kit)	1
13	35P2896	Screw-hx.sckt.3/8-16X1 1/2	4		40-2092102	Adapter pump drv.spind.	1
14	10P1772	+Seal-drive shaft	1		40-2093251	Adapter-pump Inc.following 4 parts:	1
15	20-7302572	Flow divider-assy. Inc.Ref.#16 thru 28:	1		40-2092404	Bearing-adapter	1
16	20-7302573	Piston-flow divider	1		40-2075402	Gear-pump drive	1
17	10P1592	Spring-piston	1		2100-02315	Ring-snap	1
18	20-7300072	Plug-piston,upper	1		2120-02137	Ring-snap	1
					LU00-13297	Bolt-hex,1/2-20X2-1/2	2
					50A4751	Nut-hex,1/2-20	2
					50A4212	Washer-plain,1/2X1-1/16	2



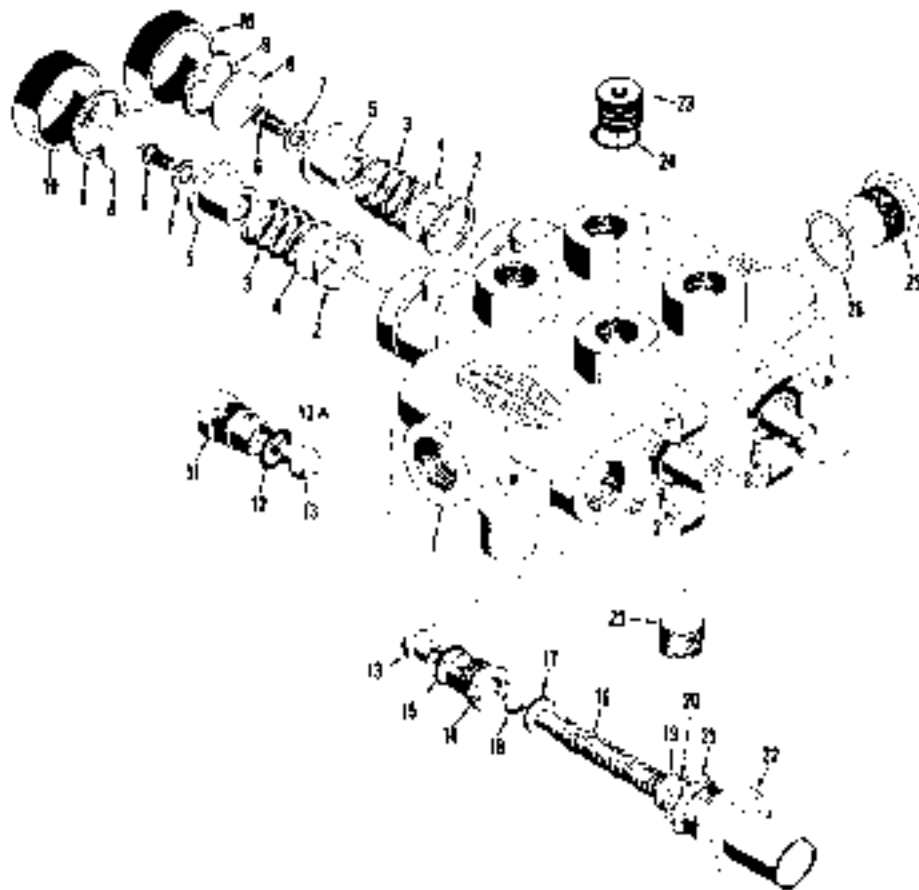
UPRIGHT CONTROL VALVE AND SINGLE AUXILIARY, 2 AND 3 SPOOL.  
1-PIECE VALVE BODY (GREEN)

Ref. No.	Part No.	DESCRIPTION	No. Pcs.	Ref. No.	Part No.	DESCRIPTION	No. Pcs.
1	35A7411	Valve-2spl.lift & tilt	1	13	20-6011134	Support-valve, on cowl	1
1	20-3001610	Valve-3spl.lift-tilt.aux.	1		50A1921	Bolt-hex, 5/16-18X7/8	2
	Note:	Breakdown valves P.D-8			50A3657	Bolt-hex, 5/16-18X1 1/2	2
	50A3671	Bolt-hex, 3/8-16X2 1/2	3		50A3730	Nut-hex, 5/16-18	4
	50A1900	Nut-hex, 3/8-16	3		50A4202	Washer-plain, 11/32X11/16	2
2	50A4425	Elbow-valve inlt. 5/8-90°	1		50A3670	Bolt-hex, 3/8-16X2	3
3	10A16285	O-Ring-elbow	1		50A1900	Nut-hex, 3/8-16	3
4	20-60101138	Handle-contrl.rsis.& lwr.	1	14	M143	Spacer-rlv.21/64X1 3/4X 1/2	2
5	20-60101136	Handle-control, tilt	1	15	20-3010388	Shaft-levers, 3/2X11 1/2	1
6	20-60101137	Handle-control, sgl.aux.	1	16	50A1974	Nut-hex jam, 1/2-13	1
		Ca. inc. Ref.#7:		17	20-3003995	Retainer-shaft, 1X1-7/16	1
7	20-3003589	Bushing-control handle	4-6		50A3646	Bolt-hex, 3/4-20X3/4	1
8	35A846	Link-lever to valve, 1 P.	2-3		50A1777	Nut-hex, lock, 1/4-20	1
9	20-3008643	Knob-ift lever	1	18	20-3010394	Cover-valve, 2 spl.	1
10	20-3008644	Knob-tilt lever	1	18	20-3010394	Cover-valve, 3 spl.aux.	1
11	20-3008734	Knob-aux.lever	1		50A3655	Bolt-hex, 5/16-18X3/4	2
12	50A4887	Ring-knob	2-3		50A3730	Nut-hex, 5/16-18	2
	20-3008735	Decal-aux.valve	1		50A4202	Washer-plain, 11/32X11/16	2



UPRIGHT CONTROL AND DOUBLE AUXILIARY VALVE  
STACK STYLE 4-SPOOL (GREEN)

Ref. No.	Part No.	DESCRIPTION	No. Pcs.	Ref. No.	Part No.	DESCRIPTION	No. Pcs.
1	20-3004003	Valve-4 spool, double aux.	1	14	20-6003554	Support-valve, on cowl	1
	Note:	Breakdown Page D-9, D-10			50A1921	Bolt-hex, 5/16-18X7/8	2
	Note:	Relief pressr. 1900+200PSI			50A3657	Bolt-hex, 5/16-18X1 1/2	2
	50A1864	Bolt-hex, 5/16-18X2 1/2	3		50A3730	Nut-hex, 5/16-18	4
	50A3730	Nut-hex, 5/16-18	3		50A4202	Washer-plain, 1 1/32X1 1/16	2
2	50A4425	Elbow-valve incl. 5/8-90°	1	15	M143	Spacer-sprpt. 3/4X1/2 long	2
3	10A16285	O-Ring-elbow	1	16	20-3010388	Shaft-levers. 1/2X1 1/2 long	1
4	20-6002931	Handle-control, raise & lwr	1	17	50A1974	Nut-hex, thin, 1/2-13	1
5	20-6002930	Handle-control, tilt	1	19	20-3003995	Retainer-shaft, 1X1-7/16	1
6	20-6002929	Handle-control, #3 spool	1		50A3646	Bolt-hex, 1/2-20X3/4	1
7	20-6002924	Handle-control, #4 spool	1		50A1777	Nut-hex, lock, 1/4-20	1
		Ex. Inc. Ref. No. 8:		20	20-3002932	Cover-valve, 4 spool	1
8	20-3003589	Bushing-control handle	8	21	35A11114	Stud-vlv (pkg. 3) 3/8X9-e/4	1
9	50A3851	Pin-clevis, 3/8	4		50A4983	Nut-hex, 3/8-24	6
	50A3815	Pin-cotter, 1/16X3/8	4	22	50A5732	Elbow-vlv. lft. cyl. 5/8-90°	1
10	20-3008643	Knob-lift lever	1	23	10A12012	O-Ring-elbow	1
11	20-3008644	Knob-tilt lever	1	24	50A189	Elbow-vlv. tilt. cyl. 3/8-90°	2
12	20-3008734	Knob-handle, aux. valves	2	25	10A16405	O-Ring-elbow	2
13	50A4887	Ring-knob	4	26	50A4616	Elbow-vlv. otlt. 1/2-90°	1
	20-3008735	Decal-aux. knob	1				




UPRIGHT CONTROL VALVE AND AUXILIARY - 2 AND 3 SPOOL. (GREEN)

Ref. No.	Part No.	DESCRIPTION	No. Pcs.	Ref. No.	Part No.	DESCRIPTION	No. Pcs.
1	35A7411	Valve-2spl.1900psf +200	1	13	35P218	Plunger-check & relief	2
1	20-3001610	Valve-3spl.1900psf +200 Inc.#2 thru 26:	1	13A	20P4777	Spring-plunger	1
	50A1925	Bolt-hx.std.vlv.3/8-16X2 1/2	3	14	35P216	Seal-relief valve	1
	20-3011523	Bolt-hx.aux.vlv.3/8-16X4 1/2	3	15	10A12012	O-Ring-seal	1
	50A1900	Nut-hex,3/8-16	3	16	35P227	Spring-relief	1
	50A4205	Washer-plain,aux.7/16X1	3	17	35P222	Guide-relief valve	1
2	50A1666	Seal-spool,quad ring	4-6	18	35P213	Ball-relief guide	1
3	195558A	Spring-centering	2-3	19	196269A	Washer-spacer, valve	1
4	195567A	Washer-stop,spring	2-3	20	195585A	Shim-relief valve	1
5	195556A	Collar-stop	2-3	21	195560A	Gasket-cap	1
6	50A3986	Walt-stop collar	2-3	22	35P220	Cap-relief spring	1
7	50A4236	Washer-int.lock,5/16	2-3	23	35P217	Plug-hx.socket,std.valve	1
8	195557A	Disc.stop collar	2-3	23	35P1098	Plug-aux.valve	1
9	195559A	Ring-snap,slip disc.	2-3	24	10A16285	O-Ring-port plug	1
10	195564A	Bonnet-spool(rubber)	2-3	25	35A12341	Plug-conversion,2 spool	1
11	35P215	Plug-ball check	1	26	35A11871	Seal-quad ring,for #25	1
12	20-3009707	O-Ring-plug	1		35P224	Plug-body,3 spool	1

---


---

# NOTES



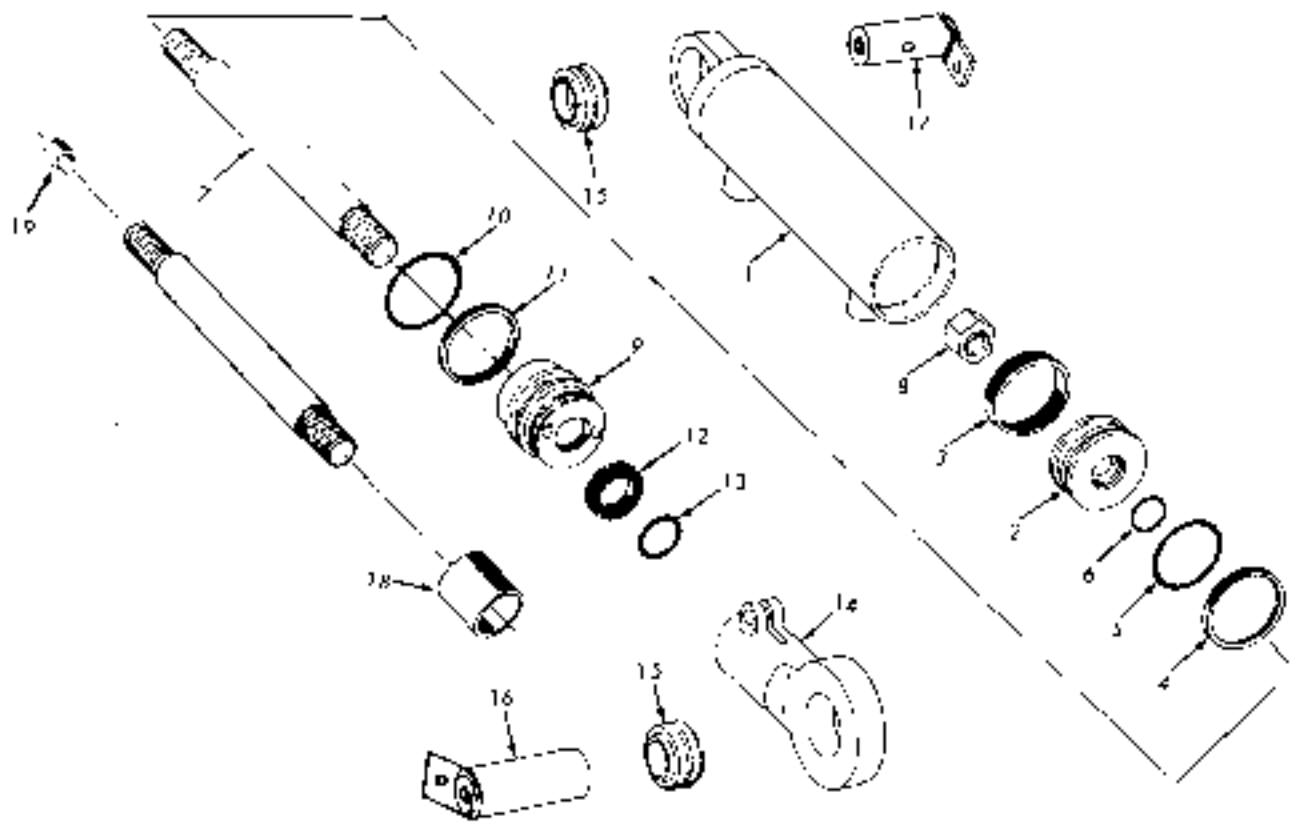
VALVES, LIFT, TILT & DOUBLE AUXILIARY (GREEN STACK VALVE)

Ref. No.	Part No.	DESCRIPTION	Nn. Pcs.	Ref. No.	Part No.	DESCRIPTION	Nn. Pcs.
	20-3004003	Valve-4 spl.mdl.1900 + 200 PSI	1	15	35P3081	+#Seal-O-ring, inner	8
1	20-7302081	Housing-assy.lift	1	16	35P3083	+#Washer-backup, inner	AR
2	35A11109	Housing-assy.tilt	1	17	35P3082	+#Seal-O-ring, outer	8
3	35A11109	Housing-assy.aux. Inc.parts to Ref.#19:	2	18	35P3084	+#Washer-backup, outer	8
4	-----	Spool-valve, order assy.	4	19	10A16285	+#Seal-O-Ring, plug	9
5-1	-----	#O-Ring-spl.	8	20	20-7302024	+Kit-seals, inc. (+)parts	1
5-2	-----	#Washer-backup	8	20	50A5109	Plug-port A, lift	1
	20-7301992	Kit-inc.5-1 and 5-2	4	21	35P3089	Rstrctr.tilt.ptA,4 spl.,.078	1
5-3	20-7301993	Retainer-washer	8	21	20-7300879	Rstrctr.tilt.ptB,4spl.,.125	1
5-4	20-7301994	Kit-retainer w/screws	8	22	35P213	Ball-check,anti-cav.7/16	1
6	35P3073	Spring-spool centering	4	23	35P3092	Retainer-ball check,tilt	1
7	35P3074	Guide-centering spring	8	24	-----	Plug-check, order 35A11359	1
8	35P3076	Collar-guide to spool	4	25	20-7302079	Cover-inlet end	1
	35P3078	Screw-collar ret.5/16-18x3/4	4	26	50A4446	Plug-test port,1/4-18	1
	50A4739	Washer-lock,5/16	4	27	35P3101	Body-relief poppet	1
9	35P3077	Bonnet-centering spring	4	28	20-7302051	Poppet-sys.relief w/seal	1
	20-7302050	Kit-load check,inc.#11-19	7	29	-----	Ring-seal,poppet,order#28	1
11	35P218	Poppet-check valve	7	30	35P3099	Spring-relief	1
12	35P3093	Spring-poppet	7	31	35P2993	*Shim-relief spring,.010	AR
14	-----	Plug-order 20-7302050	7	31	35P2992	*Shim-relief spring,.020	AR
				31	20P3565	*Shim-relief spring,.040	AR
					Note(#)	Parts in kit 20-7301984.	
					Note(*)	Shim for corct.relief pr.	



VALVES, LEFT, TILT & DOUBLE AUXILIARY (CONT'D)

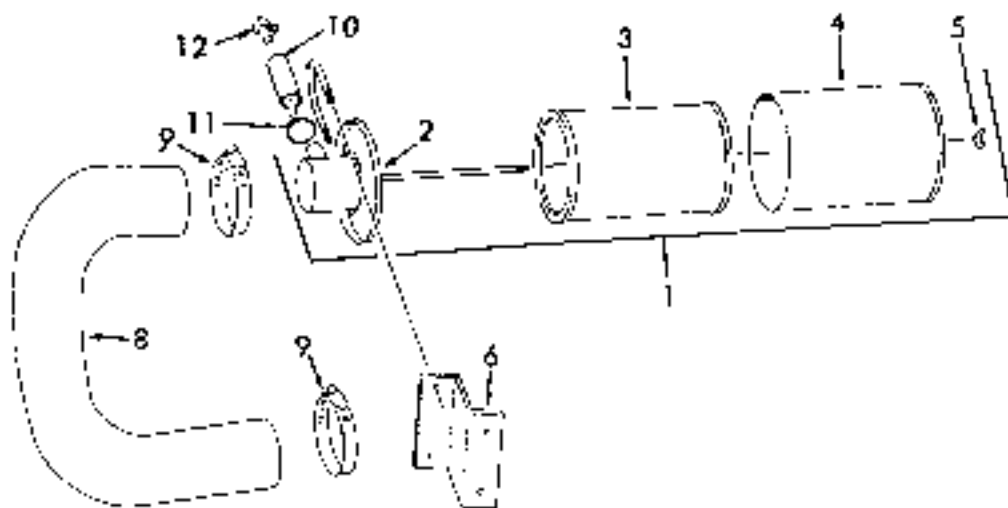
Ref No.	Part No.	DESCRIPTION	Nn Pcs	Ref. No.	Part No	DESCRIPTION	No Pcs
32	20P2152	Seal-body, outer	1	47	35P3082	φ+Seal-poppet body, outer	1
33	35P3098	Seal-body, inner	1	48	35P3084	φ+Washer-seal, outer	1
34	35P3100	Washer-backup, seal	1	49	35P3095	Cap-relief spring	1
35	35P3095	Cap-relief spring	1	50	10A16285	φ+Seal-body and cap	2
36	10A16285	Seal-O-ring, cap	1		20-7301984	φKit-seals, inc. φpts, lsec.	AR
37	20-7302080	Cover-outlet end	1		20-7302024	+Kit-seals, inc. + parts	AR
38	941519	φSeal-sections, small .801	AR		35P218	Poppet-relief	1
38	20-7301997	φSeal-sections, large .926	AR		35P3093	Spring-poppet	1
	35A11114	Studs-4 spl. 3/8x9-3/4	1	51	35A11359	Kit-anti-cav. (opt1.)	AR
	50A4938	Nut-hex, 3/8-24	3		Inc. parts	Reff52-59, 35P218&35P3093.	
39	35A11324	Kit-port relief (opt) 1780	AR	52	35P213	Ball-check, 7/16	1
	Inc. parts	Ref#40-50, 35P218&35P3093.		53	35P3092	Retainer-ball check	1
40	-----	Body-order 35A11324	1	54	35P3081	/Seal-retainer	1
41	20-7302051	Poppet-relief, inc. φ42	1	55	35P3083	/Ring-backup, seal	2
42	-----	Ring-seal, order #41	1	56	-----	Plug-port, order #51	1
43	35P3094	Spring-relief	1	57	35P3082	/Seal-plug, inner	1
44	35P2993	*Shim-relief spring, .010	AR	58	35P3084	/Ring-backup	1
44	35P2992	*Shim-relief spring, .020	AR	59	10A16285	/Seal-plug, outer	1
44	35P3565	*Shim-relief spring, .040	AR		20-7302024	/Kit-seals, inc. / parts	AR
	Note(*)	Shim for correct, relf. prs			35P218	Poppet-relief	1
45	35P3081	φ+Seal-poppet body, inner	1		35P3093	Spring-poppet	1
46	35P3083	φ+Washer-seal, inner	2				



TILT CYLINDERS AND RESTRICTORS

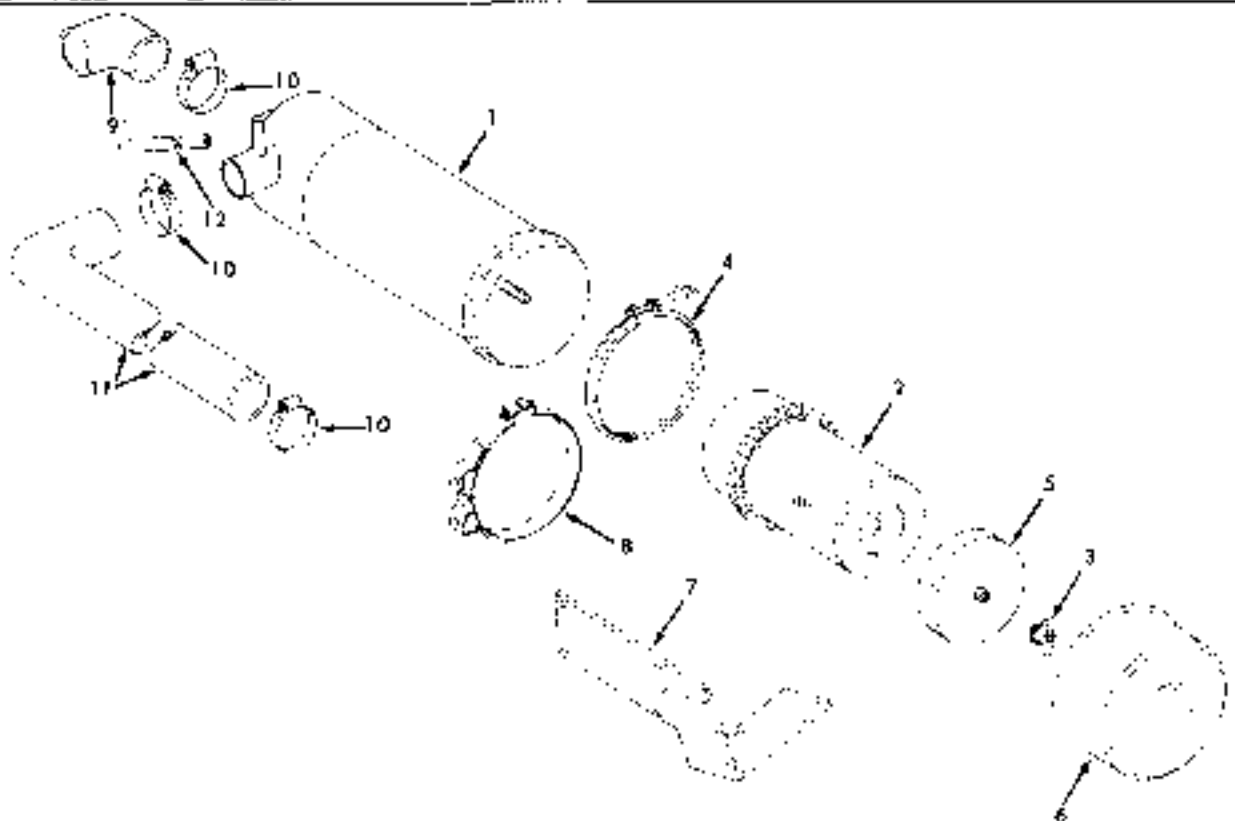
Ref. No.	Part No.	DESCRIPTION	No. Pcs.	Ref. No.	Part No.	DESCRIPTION	No. Pcs.
	20-3012269	Cylinder-assy.std.10B-6F	2		Note (*)	Parts included in kit	
	20-3012270	Cylinder-assy.optnl.10B-10F	2	14	20-3005414	End-rod,self algn.1-1/4-12	2
		Each inc.Ref.#1 thru 13:			50A1165	Bolt-12 pt.,1/2-13x1-1/2	2
1	-----	Tube-weldment, order assy	2		50A1911	Nut-hex,1/2-13	2
2	20-7302794	Piston-cylinder	2		50A4635	Fitting-lube,1/4 str.	2
3	-----	*Ring-piston,wear	2	15	35A7236	Bearing-slf.algn.,1 I.D.	4
4	-----	*Ring-piston, outer	2	16	20-6005412	Pin-upright end,1x3-1/4	2
5	-----	*"0" Ring-piston, square	2		50A1440	Bolt-12 pt.,3/8-16x1	2
6	-----	*"0" Ring-piston, inner	2	17	20-6010184	Pin-cyl.rear,1x2-3/4	2
7	20-7302820	Rod-piston,for 20-3012269	2		50A3664	Bolt-hex,3/8-16x3/4	2
7	20-7302821	Rod-piston,for 20-3012270	2		50A4645	Fitting-grease,1/4drive	2
8	50A5648	Nut-lock,psn.rd.,1-14	2		(Tab.54A36)	Tilt-restrctr.,forward	2
9	20-7302716	Gland-cylinder	2	18	50A5022	Spacer-fwd.tilt,3°,789	2
10	-----	*"0"Ring-gland, inner	2		(Tab.2198)	Tilt-restrctr.rearward	
11	-----	*Washer-back-up,"0"ring	2	19	35A8560	Spacer-back tilt,8°,524	2
12	-----	*Seal-gland, polypack	2	19	35A8564	Spacer-back tilt,6°,1.056	2
13	-----	*Wiper-gland, outer	2	19	35A8566	Spacer-back tilt,5°,1.310	2
	20-7302715	Kit-repair, cylinder	2	19	35A8570	Spacer-back tilt,3°,1.834	2





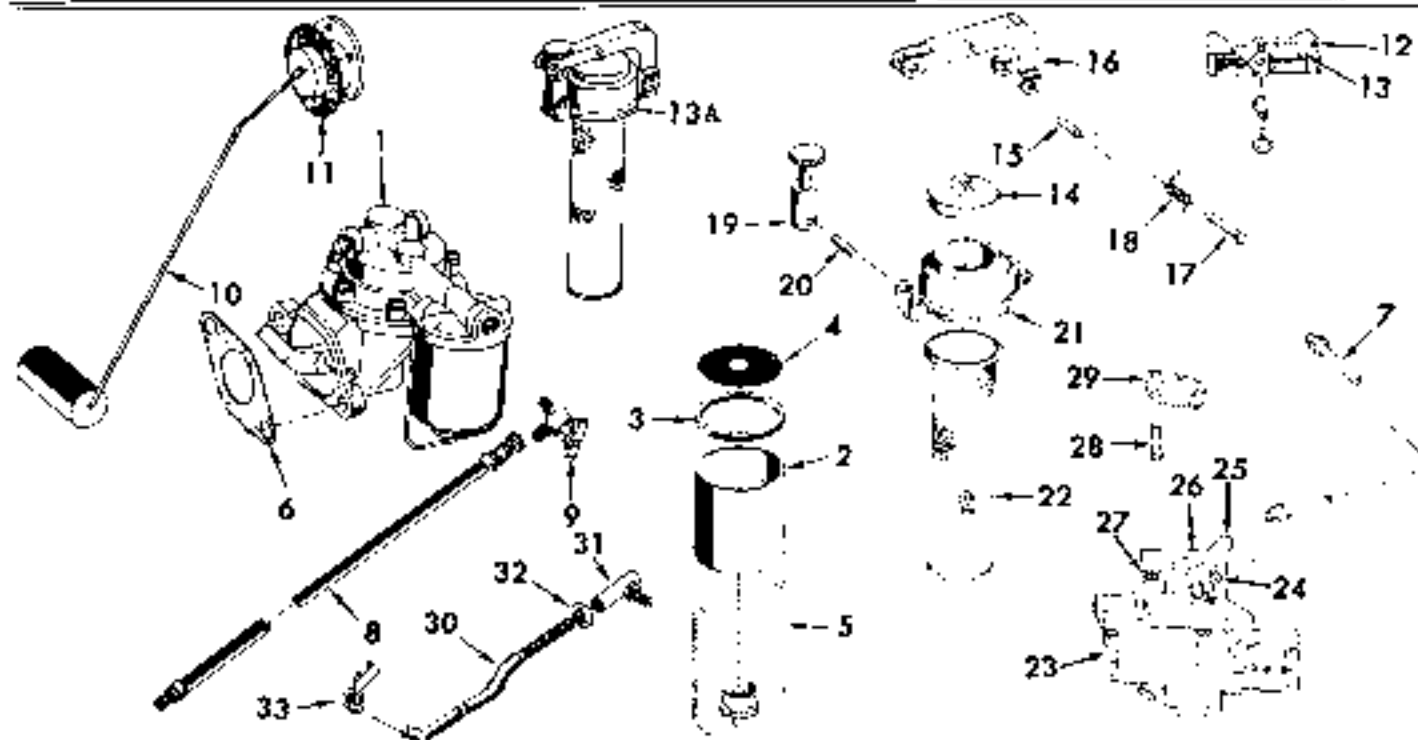
AIR CLEANER, STANDARD

Ref. No.	Part No.	DESCRIPTION	No. Pcs.	Ref. No.	Part No.	DESCRIPTION	No. Pcs.
1	20-6010406	Air Cleaner-std Inc, Ref. #2 thru 5:	1	8	20-3010332	Hose-air cleaner to carb Gas	1
2	-----	Base-assy.order assy.	1	8	20-3012348	Hose-air cleaner to carb LP-Gas	1
3	10P1873	Filter-element	1	9	10A27910	Clamp-hose, 2 1/4	2
4	20-7302433	Cover-filter	1	10	20-3010654	Hose-base, Gas, 1/2x42	1
5	GM120240	Nut-wing, #10-32	1	10	20-3012355	Hose-base, LP-Gas, 1/2x15	1
6	20-3010333	Bracket-air cleaner	1	11	50A6358	Clamp-hose, 3/4	1
7	50A1900	Nut-hex, 3/8-16	2	12	50A6418	Elbow-hose to vlv.cov., 90° x 1/4-18x5/8	1
	35A8108	U-Bolt-air cleaner	1				
	50A3730	Nut-hex, 5/16-18	1				
	50A4210	Washer-plain, 11/32x11/16	2				




AIR CLEANER - OPTIONAL (CYCLOPAC)

Ref. No.	Part No.	DESCRIPTION	No. Pcs.	Ref. No.	Part No.	DESCRIPTION	No. Pcs.
1	20-6011998	*Air Cleaner-5-1/4	1	8	35A8115	Bracket-air cleaner	2
1	20-6012359	+Air Cleaner-5-1/4	1		50A3655	Bolt-hex, 5/16-18 x 3/4	4
		Each Inc. Ref. #2 thru 6:			50A3730	Nut-hex, 5/16-18	4
2	20-7300768	Element-filter	1	9	35A7872	Elbow-air clnr, 90°, 1-7/8	1
3	10P2530	Nut-wing, with gasket	1	10	10A27910	Clamp-elbows, 2-1/4	3
4	10P30	Clamp-assembly, cup	1	11	20-3004788	*Hose-air cleaner, 2 I.D.	1
5	35P1603	Baffle-air cleaner	1	11	20-3012360	+Hose-air clnr., 1-7/8 I.D.	1
6	35P1604	Cup-air cleaner	1		Note(*)	Used on gasoline lift trucks	
	10P2704	Cleaning compnd., -fltr. 4lb.	1		Note(+)	Used on LPGas lift trucks	
7	20-6003298	*Bracket-air cleaner	1	12	10A2547	Hose-clnr. to valve cover,	1
7	20-6012356	+Bracket-air cleaner	1			5/8 x 26-1/2	



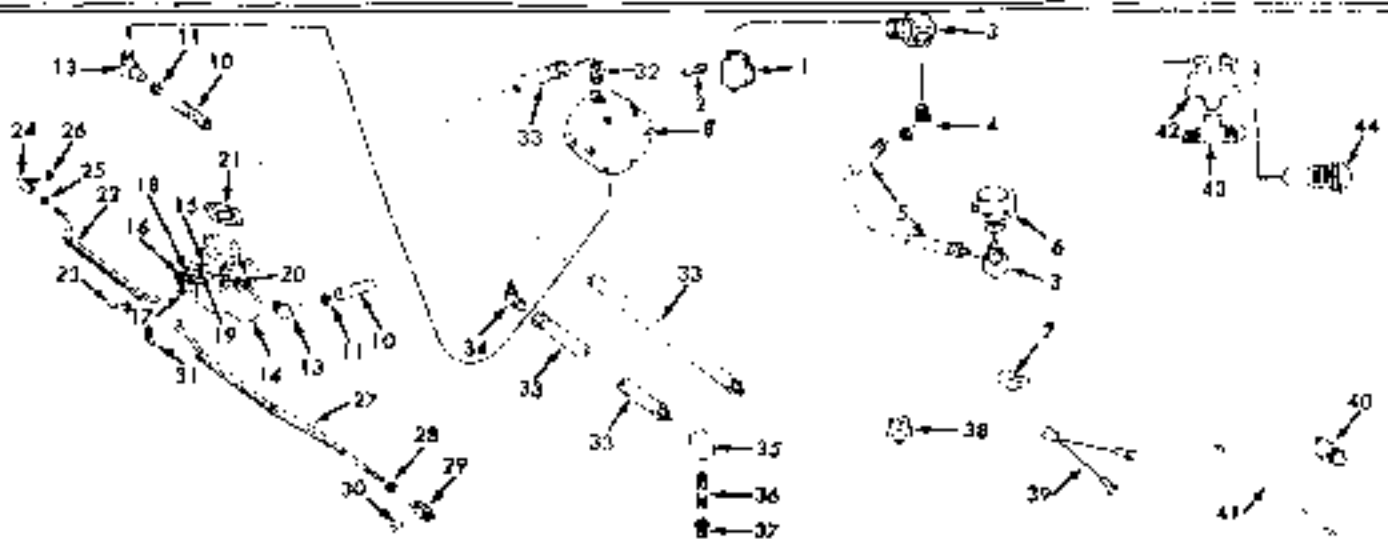
FUEL PUMP, FILLER, CARBURETOR (GASOLINE) GOVERNOR AND ADAPTER

Ref. No.	Part No.	DESCRIPTION	No. Pcs	Ref. No.	Part No.	DESCRIPTION	No. Pcs
1	20-3001171	Pump-fuel, (Airtux) Inc 2-5	1	21	35P59	Flange-screw	1
	50A2481	Elbow-fuel pump, 1/8-90°	2	22	35P60	Screen-assy, filter	1
2	35P874	Bowl-brass	1	23	20-3011614	Carburetor-gas, Inc. next 6 parts	1
3	10P345	Gasket-bowl	1	24	35P2165	Stop-fltng. lever	1
	20-7301520	Filter-fl. pmp. (ceramic)	1	25	20-7302811	Lever-fltng. thrttle.	1
	20-7301521	Gasket-filter	1	26	20-7301554	Lever-outer, gvrnr.	1
4	20-7301522	Screen-bowl	1	27	35P2169	Needle-idle adjusting	1
5	10P347	Ball-assy. fuel bowl	1		35P2171	Float-assy.	1
6	40-0011914	Gasket-fuel pump	1		20-7302810	Kit-repair, carburetor	1
	32059	Cover-opening, 1P-Gas	1		20-3011060	Adapter-carb. 3/4thick	1
	50A5177	Elbow-tube, 1/8X45°	1	28	10A6430	Stud-carb. 3/8-24X1-3/16	4
7	20-3001172	Tube-pump to carb. 5/16	1		50A4741	Nut-hex, 3/8-24	4
	50A4398	Elbow-carb. inlt. 1/8-90°	1		50A4398	Elbow-carb. inlt. 90°	1
8	20-3003959	Hose-pump to tank, 12	1	29	10A21533	Gasket-carb. & adapter	2
9	20-3011267	Valve-shutoff, 1/8	1	30	20-3001188	Rod-carb. to gov. gas, 12-9/16	1
10	35A5387	Unit-tank, fuel gauge	1	30	20-6012345	Rod-carb. to gov. L <sup>2</sup> , 1/2X28	1
	50A5033	Screw-rd. hd. 10-32X3/8	1	31	50A4314	Ball Joint-rod, 1/2	1
	50A4982	Screw rd. hd. 10-32X7/16	5	32	50A4932	Nut-hex jam, 1/2-20	1
	20-3011117	Cover-fuel tank, opng. 1PG	1		50A4972	Nut-hex, 3/8-20	1
11	10A9818	Gasket-cover	1	33	50A1797	Clip-rod, LH	1
12	20-3011593	Cap-fuel tank, 2 (std)	1		40-2065071	Governor-w/adpce. assy.	1
13	20-7302614	Seal-cap	1		40-2092102	Adapter-gvrnr. drv. splined	1
13A	35A178	Filler fuel tank, Inc. 13-21	1		50A2862	Pin-roll, 5/64 dia. x 5/8	1
14	35P55	Cap-filler	1		28552	Gasket-governor	1
15	35P468	Pin-filler cap	1		50A3667	Bolt-hex, 3/8-16X1 1/2	1
16	35P56	Arm-filler cap	1		50A3669	Bolt-hex, 3/8-16X1-3/4	1
17	35P467	Pin-arm to cap	1		50A4210	Washer-plain, 13/32X13/16	2
18	35P57	Spring-arm	1		208635	Spring-gvrnr. lvr. 2L. blue	1
19	35P58	Catch-arm	1		3110-87	Spring-lvr. red (Hoof)	1
20	35P469	Pin-catch	1				



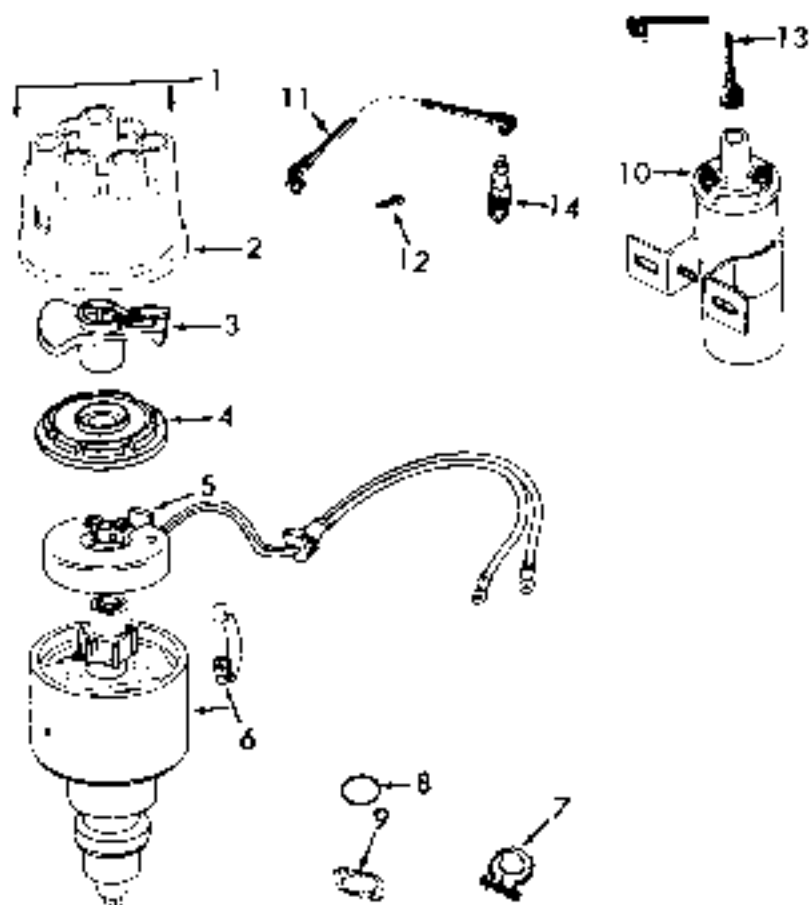
LP-GAS EQUIPMENT - LOW EMISSION, CENTURY SYSTEM

Ref. No.	Part No.	DESCRIPTION	No. Pcs.	Ref. No.	Part No.	DESCRIPTION	No. Pcs.
1	20-3004774	Cylinder-fuel, 33%	1	8	50A3666	Seal-coupling	1
1	20-3004775	Cylinder-fuel, 43%	1	9	35P1769	Gasket-coupling	1
2	20-6012239	Plate-mounting, w/studs	1	10	35A9482	Coupling-fuel in. on hose	1
	50A1900	Nut-hex, 3/8-16	4	11	35A9478	Hose-fuel, 12 L.	1
	50A4210	Washer-plain, 13/32x13/16	4		50A2489	Elbow-coupling, 45°	1
	-----	Edging-hood, w/LP Gas		12	50A4386	Elbow-int, 90°	1
		16, order 20-7301965	1	13	35A11344	Filter-fuel, Inc. #14 & 15	1
	20-7301965	Edging-10 ft. roll	1		50A3748	Nut-jam, 7/8-9	1
3	35P516	Strap-RH w/pin, Inc. #5	1		GM125700	Washer-int. tth. Lock, 7/8	1
4	35P508	Strap-LH, Inc. #5	1	14	35P2997	Element-filter	1
	50A1942	Bolt-hex, 3/4-10x5 1/2	2	15	35P2995	Seal-filter cover	1
	50A3731	Nut-hex, 3/4-10	2	16	35A9480	Valve-relief	1
	50A4214	Washer-plain, 13/16x1-1/2	2	17	50A6408	Plug-choke pngg., 5/8	1
5	35P3134	Toggle-assy. cyl. strap	2	17	50A6407	Plug-fuel gage opening	1
	20-6012346	Locator-w/pin, 43-1/2	1	18	50A4613	Cap-pipe, fuel tank, 2	1
		LP-tank	1	19	32059	Plate-fuel pump pngg 2-1/8	1
	50A3645	Bolt-hex, 1/4-20x5/8	2		50A3654	Bolt-hex, 5/16-18x5/8	2
7	35A9481	Coupling-fuel In. Inc. 8&9	1	20	40-0011914	Gasket-plate	1



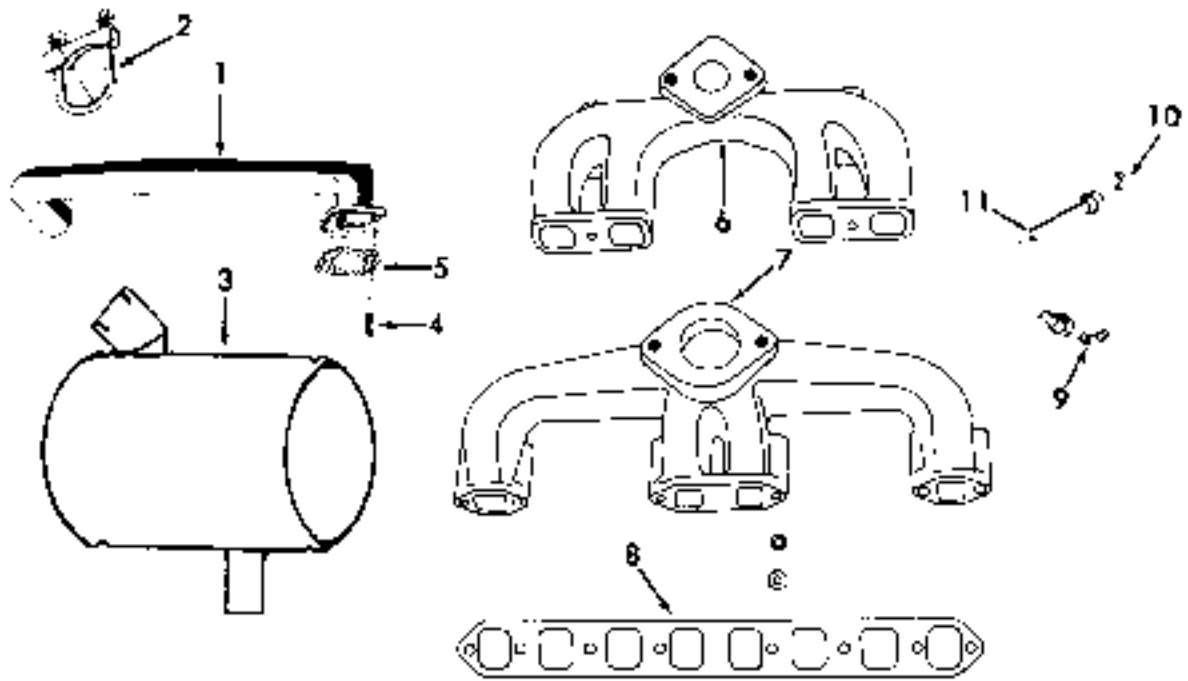
LP-GAS EQUIPMENT-LOW EMISSION CENTURY SYSTEM (CONT'D)

Ref. No.	Part No.	DESCRIPTION	No. Pcs.	Ref. No.	Part No.	DESCRIPTION	No. Pcs.
1	20-3011164	Valve-lockoff	1	25	50A4932	Nut-hex jam, 1/4-28	1
2	50A4460	Nipple-vlv. to rgltr. 1/4-1/2	1	26	50A4972	Nut-hex, 1/4-28	1
3	50A2473	Elbow-fltr. & vlv., 1/4-90°	2	27	20-6012345	Rod-assy., throttl. to carb	1
4	35A11322	Elbow-cplng. to hs. 1/4x45°	1	28	50A4932	Nut-hex jam, 1/4-28	1
5	20-3003033	Hose-vlv. to fltr., 3/8x9	1	29	50A4277	Clevis-adjusting, 1/4	1
6	-----	Filter - see page E-5	1	30	50A3851	Pin-clevis, 1/4 X 5/8	1
7	50A1711	Clip-hose, 11/16x3/4 wide	1	20-3008602	Spring-throttle rod	1	
	50A3644	Bolt-hex, 1/4-20x1/2	1	31	20-3005640	Clip-rod end	1
8	35A11346	Regulator-fuel	1	32	50A6007	Connector-hose to rgltr.	1
	35P3009	Kit-repair, regulator	1	33	20-3003051	Hose-wtr. inlt. & outl. 1/2-10	2
	50A1379	Bolt-12 pt., 1/2-20x1	2	34	50A5153	Elbow-hose to rgltr. 1/4-90°	1
	50A4201	Washer-plain, 9/32x5/8	2	35	50A6360	Elbow-eng. hd., 3/8x90°	1
10	20-3012349	Hose-carb. to rgltr., 5/8-14	1	36	50A4471	Nipple-elbow, 3/8x2-1/2	1
11	50A4306	Clamp-hose, 3/4	2	37	50A4558	Bushing-rdcr., 1/2 to 3/8	1
13	35A11351	Elbow-carb. & rgltr., 90°	2	38	35A9483	Switch-oil pressure	1
14	20-3001711	Carb.-inc. fillwg., 11 prts	1	39	20-3011721	Harness-to main hrnss., 2wr	1
	20-7301586	Kit-repair, carb. w/drg. lk.	1	40	20-3001129	Switch-primer on cowl	1
15	10P2377	Drag Link-carburetor	1	41	20-3011707	Wire-primer switch, 6	1
16	20-7301556	Lever-gvrnr. conv., outer	1	20-3011720	Decal-primer switch	1	
17	20-7301555	Lever-floating, inner	1	42	20-3011822	Switch-pressure, low LP	1
18	15P116	Clamp-floating lever	1	-----	Wire-prssr. swtch. to hrnss	1	
19	20-3131467	Lever-shaft drag link	1	20-3011821	Terminal- male	1	
20	20-3111016	Lever-mtrng. vlv. drg. lnk.	1	20-3010568	Housing-cnnctr., sngl	1	
	20-3111164	Screw-levers, drag link	2	20-3007851	Ring-terminal, wire	1	
	17646	Screw-adjusting, innr. lvr.	1	43	20-3011823	Tee-switch	1
	10P750	Spring-adjusting screw	1	44	20-3011824	Lamp warning, low LP	1
	10P3192	Seal-throttle shaft	1	20-3007884	Pin-socket, terminal, lamp	1	
21	10A21533	Gasket-carburetor	1	50A2489	Elbow-reg. to tee, 1/2x45°	1	
22	20-6012343	Rod-assy., carb. to gvrnr.	1	-----	Wire-prssr. swtch. to coil	1	
23	50A1797	Clip-rod end	1	20-3007851	Ring-terminal, wire	2	
24	50A4314	Ball Joint-rod, 1/4	1				



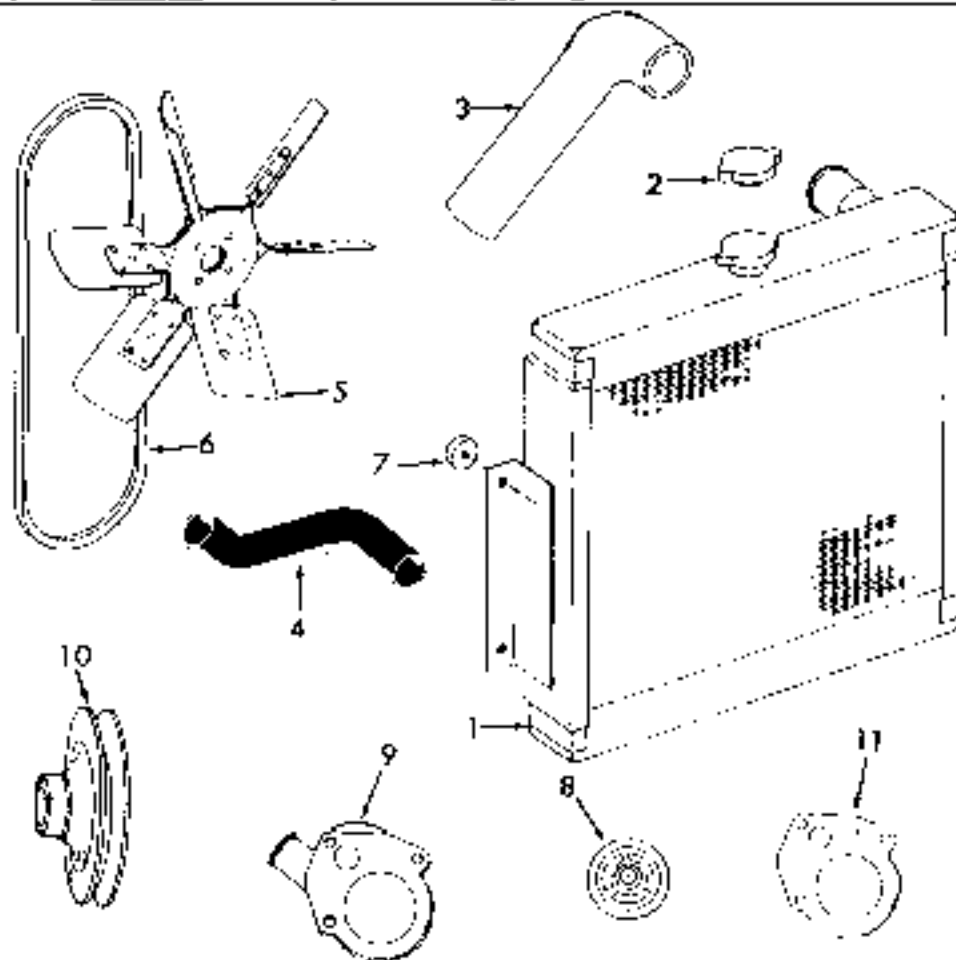
DISTRIBUTOR (SOLID STATE IGNITION)(PRESTOLITE)

Ref. No.	Part No.	DESCRIPTION	No. Pcs.	Ref. No.	Part No.	DESCRIPTION	No. Pcs.
1	40-2500613	Distributor-assembly Inc. Ref.#-2 thru 6:	1	8	50A3666	Bolt-hex, 3/8-16 x 1	2
2	40-2504810	Cap-distributor, 4 post	1	9	10A15339	O-Ring-dstrbtr, 1-1/2 O.D.	1
3	40-2504608	Rotor-distributor	1	10	40-2502003	Gasket-adptr. to crnkcase.	1
4	-----	Dust Cap-distributor	1	10	40-2502003	Coil-ignftion, w/clamp	1
5	40-2506303	Base Plate-w/module	1	10	50A3654	Bolt-hex, 5/16-18x5/8	2
6	-----	Body-w/shaft, order assy.	1	10	50A3630	Nut-hex, 5/16-18	2
7	110385	Arm-distributor advance	1	11	20-3009940	Wire-spark plug, 10	3
	50A3644	Bolt-hex, 1/2-20 x 1/2	1	11	20-3009939	Wire-spark plug, 15	1
	50A4201	Washer-plain, 5/16x5/8	1	12	35A10699	Clip-wire	1
	40-2090801	Adapter-distributor drive	1	13	20-3009943	Wire-coil, 8	1
				14	20-3009946	Plug-spark (RJ8)	4



EXHAUST PIPE, MUFFLER, INTAKE AND EXHAUST MANIFOLD

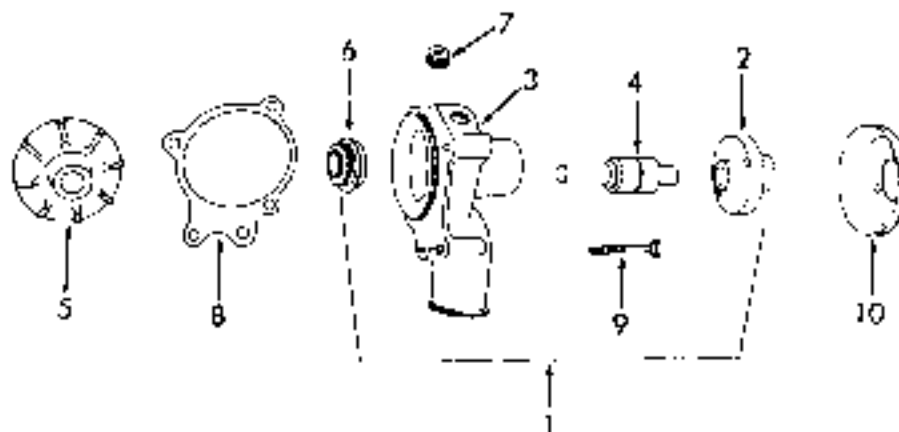
Ref. No.	Part No.	DESCRIPTION	No. Pcs.	Ref. No.	Part No.	DESCRIPTION	No. Pcs.
1	20-6003045	Pipe-exhaust (Gasoline)	1		20-3012241	Pipe-muffler, lower, 90° gasoline model only	1
1	20-6012344	Pipe-exhaust (LP-Gas)	1		40-2030207	Manifold-intake	1
2	50A5603	Clamp-pipe, 1-3/4	1	6	40-2032903	Manifold-exhaust	1
3	20-3012218	Muffler-engine	1	7	1000-26159	Bolt-mnfl'd. Gv. B, 3/8-16X3	8
	20-6012242	Shield-muffler	1		103380	Washer-plain, 3/8	8
	50A3669	Bolt-hex, 3/8-16X1-3/4	2	8	40-2090617	Gasket-intk. & exh. mnflds.	1
	50A1900	Nut-hex, 3/8-16	2	9	40-0029903	Elbow-intake mnfld. 90° gs.	1
	50A4210	Washer-plain, 13/32X13/16	2		40-0000124	Plug-intake manifold, gas	1
4	10A9072	Stud-exh. ppc. 3/8-16X1-3/8	2	10	40-0029927	Elbow-exhaust mnfld. 90° gs.	1
	50A6337	Nut-hex, brass, 3/8-16	2	11	40-0023503	Tube-manifolds, gas only	1
	50A4222	Washer-lock, 3/8	2		50A4446	Plug-mnfl'ds. 1/4hx.skt., LP-Gas	2
5	20-3003635	Gasket-exh. pipe to mnfld.	1				
	20-3012275	Tube-exhaust, L-shape	1				
	35A9909	Clamp-tube, 1-1/2	1				



COOLING SYSTEM, FAN AND THERMOSTAT

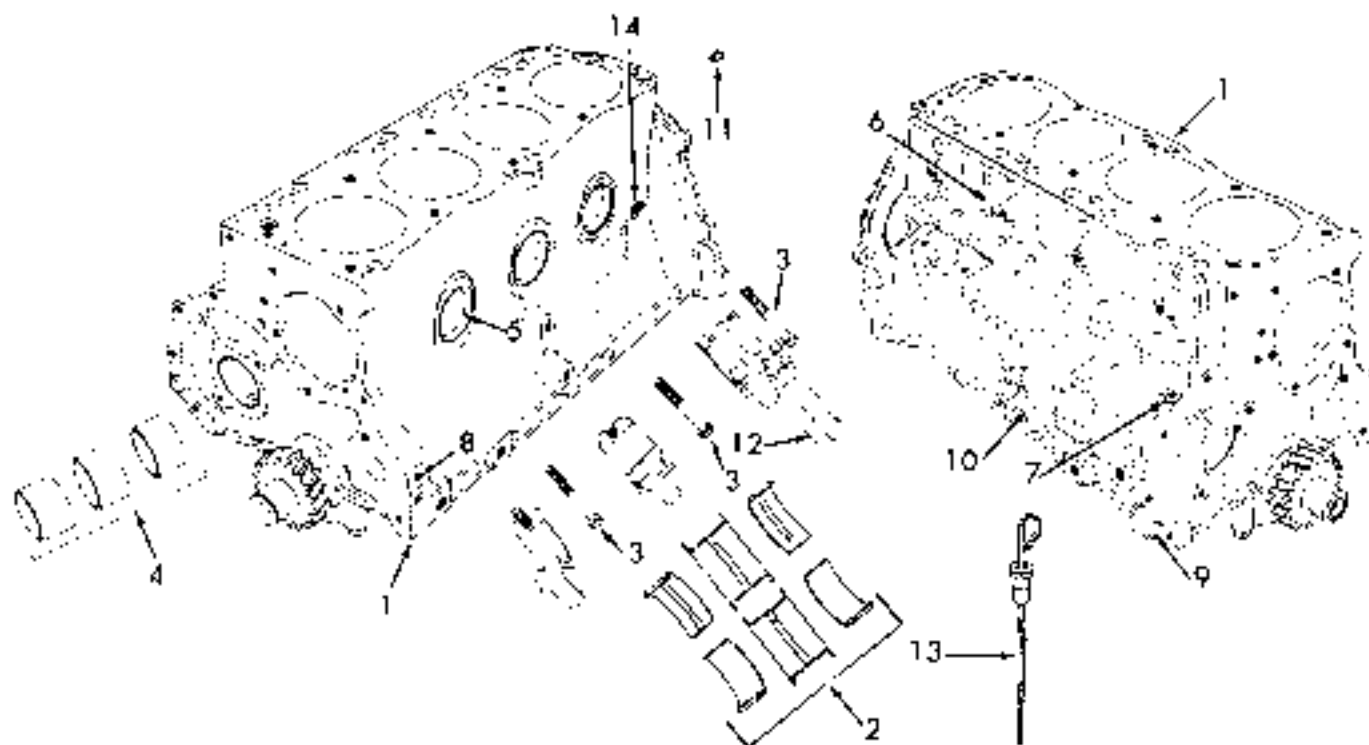
Ref. No.	Part No.	DESCRIPTION	No. Pcs.	Ref. No.	Part No.	DESCRIPTION	No. Pcs.
1	20-3009382	Radiator-w/cap & mtg. bltg Inc. Ref. #2:	1		50A4226	Washer-lock, 5/16	4
	20-3011482	Drain-cock, radiator, 1/4	1	6	20-3009025	Belt-fan, 51 D.C.	1
	50A1004	Nut-lock (Elastic) 5/16-18	4	7	35A5887	Cushn-rad. 3/8x5/16x1-3/8	4
	50A4202	Washer-plain, 11/32x11/16	4	8	40-1092906	Thermostat-engine, 180°	1
2	10A20584	Cap-pressure, 7lb.	1	9	40-2070553	Housing-thermostat, w/pulley & bearing	1
3	20-3003046	Hose-radiator, inlet	1			Inc. Following 2 parts:	
	50A4286	Clamp-hose, 1-7/8 dia.	2		40-2092417	Bearing-w/shaft	1
4	20-3001181	Hose-radiator, outlet	1	10	40-2080206	Pulley-fan	1
	50A4287	Clamp-hose, 2 dia.	2	11	40-2090607	Gasket-housing, thermostat	1
5	20-3001185	Fan-14-3/8 dia. pushr. 6 bl.	1		50A3656	Bolt-hex, 5/16-18x1	3
	50A3656	Bolt-hex, 5/16-18x1	4		50A4202	Washer-plain, 11/32x11/16	3





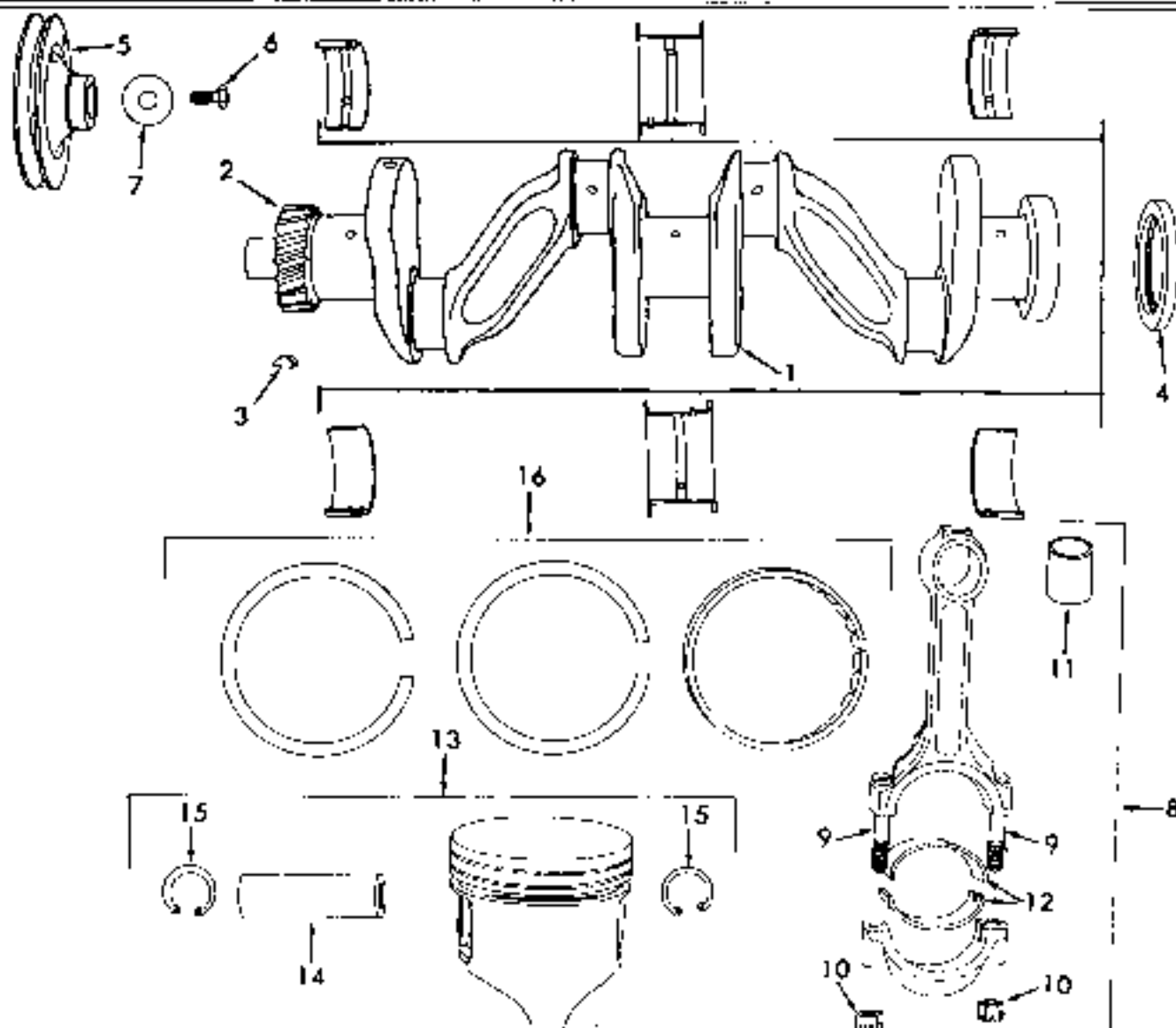
WATER PUMP

Ref. No.	Part No.	DESCRIPTION	No. Pcs.	Ref. No.	Part No.	DESCRIPTION	No. Pcs.
1	40-2035074	Water Pump-assembly Inc. Ref. # 2 thru 7:	1	6	40-0003237	*Seal-water pump	1
2	40-2092604	Adapter-pulley	1	7	14264	Plug-pipe, water pump	1
3	-----	Housing-water pump, order assembly	1	8	40-2090611	*Gasket-water pump	1
4	40-2092416	*Bearing-pump w/ shaft	1	9	50A3661	Bolt-hex, 5/16-18x2-1/2	4
	40-2035251	Kit-seal & impeller Inc. Ref. #5 and 6:	1		12105	*Tube-Locklite, #601	1
5	40-2035203	*Impeller-water pump	1	10	40-2035077	*Kit-water pump, Inc. (*)	1
					40-2082201	Pulley-water pump	1
					1000-13078	Screw-pulley atchng.	2



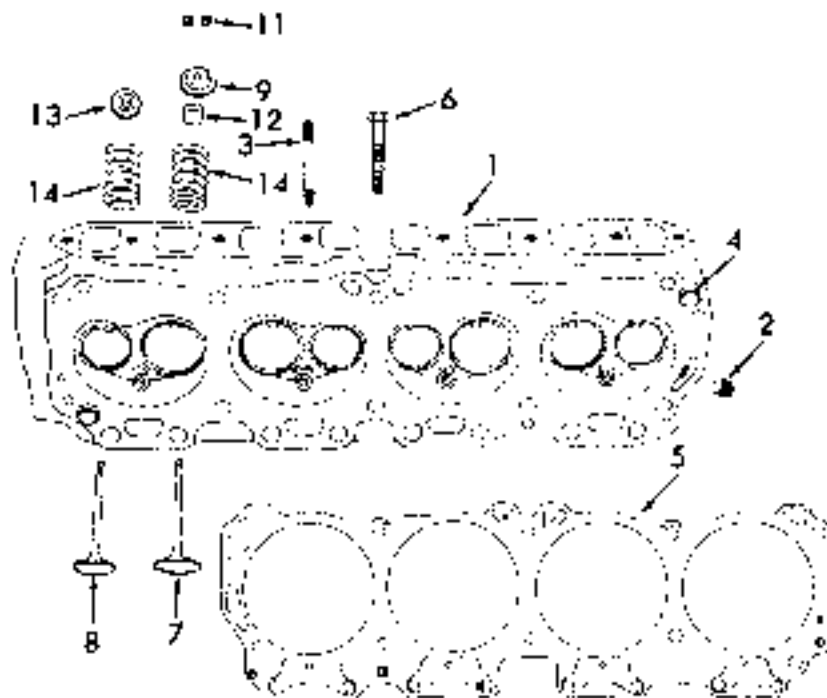
CYLINDER BLOCK, BEARINGS AND DIPSTICK

Ref. No.	Part No.	DESCRIPTION	No. Pcs.	Ref. No.	Part No.	DESCRIPTION	No. Pcs.
1	40-2000364	Block-cyl.assy. Inc.Ref.#2 thru 12:	1	6	360026	Tube-dist.gear oiling	1
2	40-2090251	Set-main brngs.std.	1	7	620	Plug-block,sq.hd.3/8-18	1
2	40-2090261	Set-main brngs..010 U.S. AR	1	8	59	Plug-pp.blck.frnt.1/8-27	1
2	40-2090271	Set-main brngs..020 U.S. AR	1	9	40-0001101	Pin-dowel,front,1-5/8	1
2	40-2090281	Set-main brngs..030 U.S. AR	1	10	360027	Tube-oil lvl.indctr.	1
3	1000-26228	Bolt-brg.cap.7/16-14x2-3/4	6	11	2153-24644	Dowel-flywheel hsg.	2
	40-0001532	Washer-main brg.cap blt.	6	12	360181	Seal Set-main brg.cap	1
4	40-1091451	Bearing-camshaft,set of 3	3	13	40-2091002	Bayonet-dipstick,eng.oil	1
5	204473	Plug-cup,3/4	1	14	207314	Cock-block drain,k	1
5	206165	Plug-cup,2-1/8	5		40-2090651	Gasket & Seal Set-eng.	1
					40-2090652	Gasket Set-ylv.grinding	1



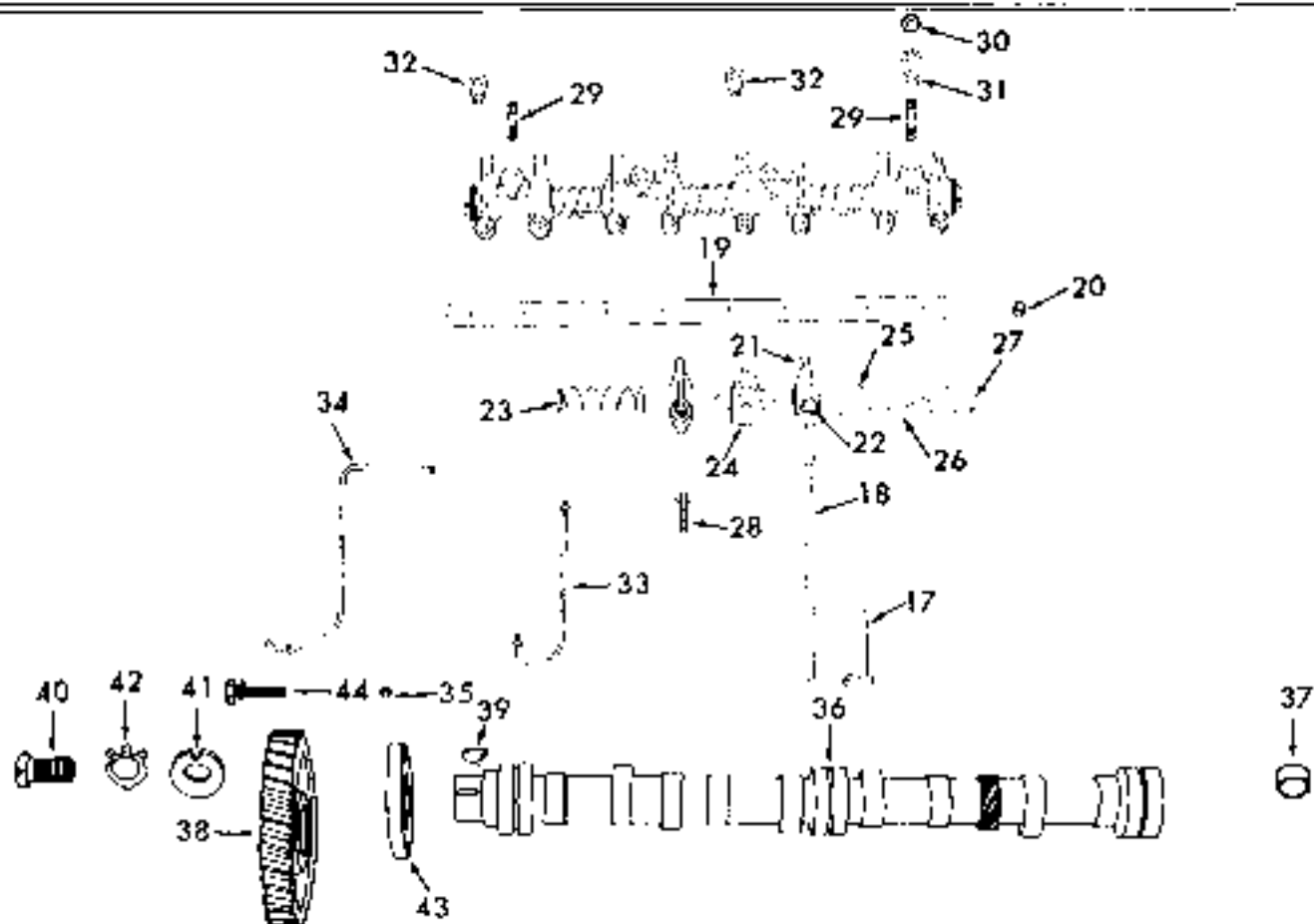
CRANKSHAFT, CONNECTING RODS, PISTONS AND RINGS

Ref. No.	Part No.	DESCRIPTION	No. Pcs.	Ref. No.	Part No.	DESCRIPTION	No. Pcs.
1	40-2002601	Crankshaft	1	12	360176.010	Bearing-conn.rod(set)	1
2	40-2075002	Gear-crankshaft	1	12	360176.020	Bearing-conn.rod(set)	1
3	50A5007	Key-gear, 3/16x3/4	1	12	360176.030	Bearing-conn.rod(set)	1
4	360306	Seal-oil, crankshaft, rear	1	13	40-2010152	Piston-w/pin & ret.std.	4
5	40-2080002	Pulley-crankshaft	1		40-2010172	Piston-w/pin & ret., .020	AR
6	206054	Screw-pully, 9/16-18x1-1/8	1		40-2010192	Piston-w/pin & ret., .040	AR
7	40-0001502	Washer-retainer	1		Pa. Inc. Ref. #14 & 15:		
8	40-2007651	Rod-connecting, assy. Inc. Ref. #9 thru 12:	4	14	40-2010102	Pin-piston	4
9	360161	Bolt-conn.rod, 3/8-24x2.07	8	15	40-0000707	Retainer-piston pin	8
10	1500-04322	Nut-bolt, conn.rod, 3/8-24	8	16	40-2010251	Set-piston rings, std.	1
11	40-209D101	Bushing-rod, piston end	4	16	40-2010271	Set-piston rings, .020	1
12	360176	Bearing-conn.rod(set)std.	1	16	40-2010291	Set-piston rings, .040	1



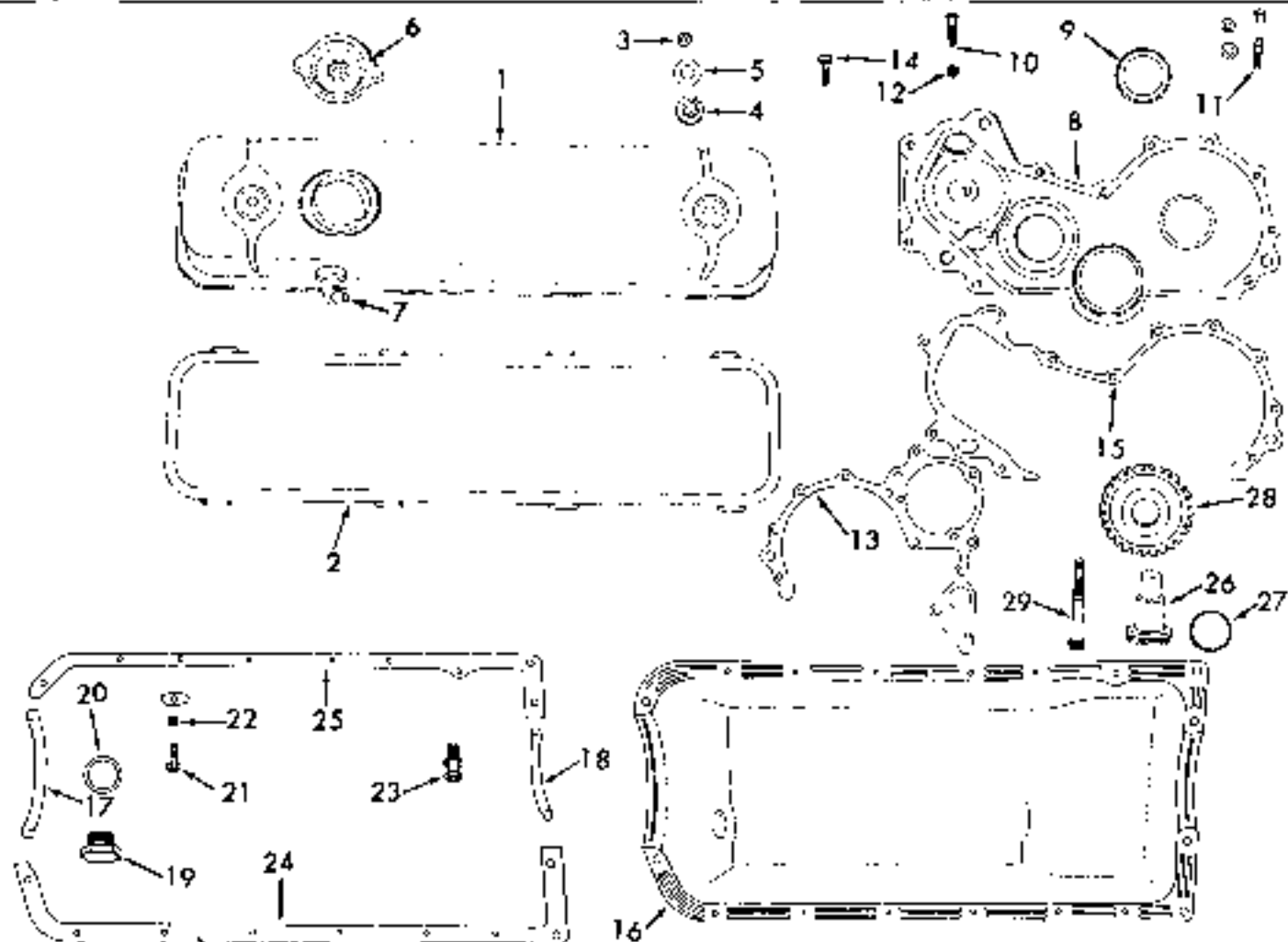
CYLINDER HEAD, VALVES, PUSH RODS, ROCKER ARMS AND CAMSHAFT

Ref. No.	Part No.	DESCRIPTION	No. Pcs.	Ref. No.	Part No.	DESCRIPTION	No. Pcs.
1	40-2020565	Head-Cyl., less valves Inc. Ref. #2 & 11442 plug	1	6	40-0001337	Capscrew-cyl. head 7/16-14 X 4-3/16	10
	11442	Plug-cup, 1-3/4	1	7	40-2022551	Kit-intake valve Inc. Ref. #9, 11 and 12:	4
2	4312	Plug-pipe, 1/2	3	8	40-2022552	Kit-exhaust valve Inc. Ref. #11 and 13	4
	1075	Plug-pipe, rear of head	1	9	40-2091308	Retainer-intk. vlv. spring	4
3	3342	Studs-manifold	8	11	360088	Key-intk. & exh. vlv. spring	16
	3141	Reducer-cyl. head	1	12	360086	Seal-intake valve	4
	50A954	Plug-pipe, reducer, 1/8	1	13	40-2091314	Rotator-exhaust valves	4
4	40-1098001	Eye-lifting	2	14	40-2091315	Spring-intk. & exh. valves	8
	206069	Dowel-cyl. head to block	2				
5	40-2090634	Gasket-cyl. head	1				



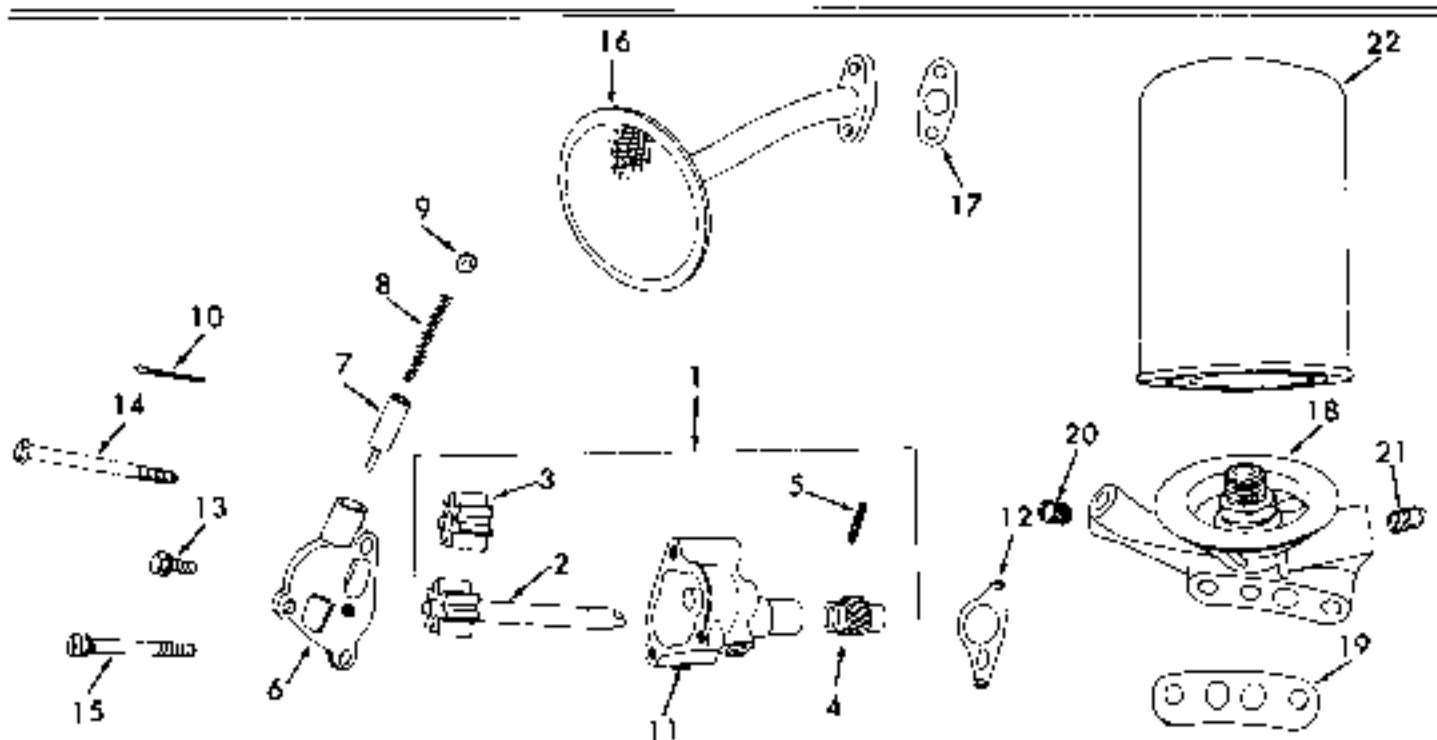
CYLINDER HEAD, VALVES, PUSH RODS, ROCKER ARMS AND CAMSHAFT (CONT'D)

Ref. No.	Part No.	DESCRIPTION	No. Pcs.	Ref. No.	Part No.	DESCRIPTION	No. Pcs.
17	360008	Tappet-valve	8	29	40-0001601	Stud-support & cover	2
18	360068	Rod-push	8	30	50A3733	Nut-spprt.stud, 7/16-14	2
	360069	Cover-push rod	1	31	50A4211	Washer-spprt. 15/32x59/64	2
	40-1093424	Gasket-cover	1	32	360105	Bracket-lube tube	2
	208425	Screw-cvr.pan hd. 3/8-20x1	4	33	40-2091102	Tube-shaft, lube prcr.	1
	360071	Seal-cover screw	4	34	40-2091103	Tube-shaft, lube	1
19	40-1005254	Shaft-rocker arm, w/plug	1	35	375294	Seal-shaft lube tube	1
20	206065	Plug-rocker arm shaft	2	36	40-2003752	Camshaft-assy., Inc. # 37	1
21	40-1005252	Arm-rlv.rckr, w/screw	8	37	206052	Plug-camshaft	1
		Inc. Ref. #22:		38	40-2075101	Gear-camshaft	1
22	360057	Screw-rckr.arm adjusting	3	39	40-0002003	Key-gear	1
23	360058	Spring-rckr.arm locating	3	40	40-0026102	Bolt-camshaft gear, 3/4-10x1.260	1
24	360059	Support-rckr.arm shaft	4	41	360011	Retainer-camshaft gear	1
25	206116	Washer-rckr.arm shaft	4	42	360013	Tablock-camshaft gear	1
26	360060	Washer-sprng.rckr.arm shf	2	43	40-2090401	Plate-thrust, camshaft	1
27	206095	Pin-cotter, rckr.arm shaft	2	44	1000-12080	Screw-thrat.plt. 5/16-18x1	2
28	50A1894	Bolt-spprt, 7/16-14x2 1/2	2				



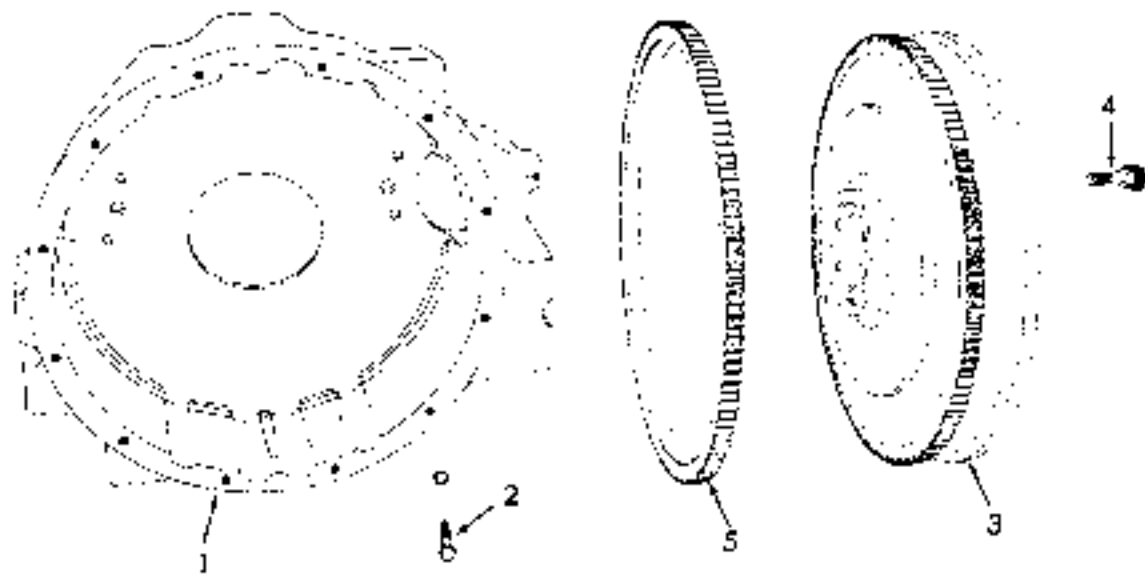
CYLINDER HEAD COVER, FRONT COVER, OIL PAN AND IDLER

Ref. No.	Part No.	DESCRIPTION	No. Pcs	Ref. No.	Part No.	DESCRIPTION	No. Pcs.
1	40-2020101	Cover-cyl.head	1	17	360062	Seal-oil pan,front	1
2	40-2090606	Gasket-cover	1	18	360063	Seal-oil pan,rear	1
3	50A5002	Nut-stud,cover	2	19	14867	Plug-drain	1
4	360094	Seal-nut,cover stud	2	20	296	Gasket-drain plug	1
5	40-0001543	Retainer-seal	2	21	50A3645	Screw-oil pan, $\frac{1}{4}$ -20x5/8	12
6	360106	Cap-oil filler w/seal	1	22	360067	Washer-spring	11
7	50A6418	Elbow-valve cover,90°	1	23	201991	Screw-w/washer,rear, 5/16-18x5/8	2
8	40-2015352	Cover-front,w/seal Inc.Ref.#13:	1		50A4202	Washer-plain,11/32x11/16	6
9	360304	Seal-front cover	1		50A4201	Washer-plain,9/32x5/8	2
10	50A3657	Bolt-hx,5/16-18x1 $\frac{1}{4}$	2	24	40-2090615	Gasket-oil pan,LH	1
11	50A3661	Bolt-hx,5/16-18x2 $\frac{1}{4}$	8	25	40-2090616	Gasket-oil pan,RH	1
	50A4202	Washer-plain,11/32x11/16	10		50A1921	Screw-frnt.cn.5/16-18x7/8	4
12	50A3730	Nut-hex,5/16-18	3		40-0001718	Nut-tinnerman	4
	40-2015404	Plate-front	1	26	40-2090302	Shaft-idler	1
13	40-2090603	Gasket-front plate	1	27	40-0003209	O-Ring shaft	1
14	208181	Capscrew-front plate	1	28	40-2075601	Gear-idler	1
15	40-2090618	Gasket-front cover	1		40-2092403	Bearing-idler gear	1
16	40-2018601	Pan-oil	1	29	40-0001316	Screw-shaft,12pt. $\frac{1}{4}$ -13x4	1



OIL PUMP, OIL FILTER AND ADAPTER

Ref. No.	Part No.	DESCRIPTION	No. Pcs.	Ref. No.	Part No.	DESCRIPTION	No. Pcs.
	40-2025253	Oil Pump-assy. engn.	1	12	-----	Gasket-pmp.ord.360180 kit	1
		Inc. Ref. #1 thru 15:		13	206063	Screw-cover, 5/16-18x7/8	1
1	-----	Body-oil pump, order assy.	1		206123	Washer-screw, 5/16	1
		Inc. Ref. #2 & 3:		14	208683	Screw-oil pump, 5/16-18x3 1/2	1
2	-----	Shaft-oil pump, order assy	1	15	1000-14088	Screw-oil pump, 5/16-18	
3	-----	Gear-idler, order assy.	1			x2-3/4	1
4	360047	Gear-dist. & oil pmp. drv.	1		50A4202	Washer-plain, 11/32x11/16	1
5	206064	Pin-gear, drive	1	16	40-2092706	Strainer-oil pump	1
6	40-2025351	Cover-oil pump w/rif. vlv.	1	17	-----	Gasket-strnr. ord. 360180	1
		Inc. Ref. #7 thru 11 & 13331			202731	Screw-sctn. flng. 5/16-18x1	1
7	360164	Plunger-relief valve	1		360180	Set-gaskets, oil pump	1
8	360165	Spring-relief valve	1	18	360166	Adapter-oil filter	1
9	360053	Retainer-sprng.	1	19	360079	Gasket-adapter	1
10	206169	Pin-cotter, rif. vlv. sprng.	1		50A366B	Bolt-hex, 3/8-16x1 1/2	2
11	206094	Plug-oil pmp. drv. k-18	1	20	305	Plug-adapter, slotted	1
	13331	Plug-hex skt. cover, 1/8-27	1	21	620	Plug-adapter, sq. hd. 1/4	1
				22	35A5533	Filter-spin-on, 3 per case	1



FLYWHEEL HOUSING AND FLYWHEEL

Ref. No.	Part No.	DESCRIPTION	No. Pcs.	Ref. No.	Part No.	DESCRIPTION	No. Pcs.
1	40-2040303	Housing-flywheel	1	3	40-2045651	Flywheel-engine, Inc. #5	1
2	50A5032	Screw-hsng. 3/8-16x1-1/8	8	4	40-0001304	Screw-flywheel, 12 pt.	6
	50A4210	Washer-plain, 3/8	8	5	40-2045102	Gear-ring, flywhl. 140 T.	1



DECAL, INSTRUCTION PLATES AND PAINT

Ref. No.	Part No.	DESCRIPTION	No Pcs
	20-3011899	Decal - 30 (Silver)	2
	20-3011900	Decal - 40 (Silver)	2
	20-3011901	Decal - 50 (Silver)	2
	20-3011902	Decal - 60 (Silver)	2
	20-3009949	Decal - stripe, coral, 3/4x37	2
	20-3009948	Decal - stripe, grey & coral, 2-3/4x40	1
	20-3011095	Decal - Negative ground	1
	20-0007848	Decal - Oil reference	1
	35A14314	Decal - Horn and instrument fuse	1
	20-3010989	Decal - Last service	1
	20-3011333	Decal - Fwd. & rev. 1-1/4 x 1-1/2	1
	20-3011096	Decal - Warning operation	1
	20-3011101	Decal - Warning, brake, 2 x 4-1/2	1
	20-3008657	Decal - Control instructions	1
	20-3008735	Decal - Aux. valve symbols	1
	35A11102	Decal - White, crwt., 12 (Black)	1
	20-7301965	Edging- Plastic, 10' roll	AR
	35A8821	Decal - High free lift	2
	20-3011894	Decal - White, on upright, 9-1/4 (Silver)	2
	20-3009887	Decal - Warning, on lift cylinder	1
	20-3010247	Decal - Warning, on upright cross bar	2
	35A8076	Decal - Capacity, Model 30C	1
	35A8075	Decal - Capacity, Model 40C	1
	35A8074	Decal - Capacity, Model 50C	1
	35A8073	Decal - Capacity, Model 60C	1
	20-3011720	Decal - LPG Primer switch	1
	20-3011098	Decal - GS or LPS	2
	20-3011895	Decal - OJIG, rear, White, 12 (Silver)	1
	Paint	Hi-Lite Green	
	20-7302048	High Gloss - 16 oz. press can (12 per case)	AR
	20-7302560	High Gloss - gallon	AR
	Paint	Dark Grey	
	20-7302246	16 oz. press can (12 per case)	AR
	20-7302288	Gallon - can	AR
	20-7302708	Gallon - can, Grey Primer	AR
	Paint	Argent Silver	AR
	20-7302710	12 oz. press can (12 per case)	AR
	20-7302709	Gallon - can	AR
	Paint	Black Satin	
	20-7000991	9.3 oz. press can (12 per case)	AR
	20-7302813	Gallon - can	AR

NUMERICAL INDEX

PART NO.	PAGE	PART NO.	PAGE	PART NO.	PAGE	PART NO.	PAGE
1000.12080	F9	10A28970	B3	155793a	B5	20.3002524	C8
1000.13078	F5	10A29657	A13	15P116	E6	20.3002697	A15
1000.13297	D4	10A3397	A11	15P608	A14	20.3002700	D3
	D5	10A6329	D3	15P019	D4	20.3002701	D9
1000.14088	F11	10A6330	A13	195556a	D8	20.3002757	A18
1000.26159	F3	10A6424	A18	195557A	D8	20.3002925	C7
1000.26228	F6	10A6430	E4	195558a	D8	20.3002932	D7
101041A	B5	10A7051	A7	195559a	D8	20.3002986	A10
103380	F3		B9	195560A	D8	20.3003033	E6
103463A	C9	10A7052	A7	195564A	D8	20.3003038	A13
1075	F8		B9	195567A	D8	20.3003046	F4
10411543	A7	10A7059	A7	195568A	D8	20.3003051	E6
	A10	10A7060	A7	196269A	D8	20.3003070	A10
10412017	D2	10A7282	B8	20.3007846	G2	20.3003149	C4
	D3		B9	20.3008029	C6	20.3003162	C4
	D4	10A7390	B6	20.3008377	D3	20.3003296	A12
	D5	10A7391	B6	20.3008379	D3	20.3003581	C7
	D7	10A7392	B7	20.3008390	A12	20.3003589	D6
	D8	10A7393	B7	20.3008402	C2		D7
	A15	10A7581	C9	20.3008435	A8	20.3003635	F3
10412015	D2	10A7799	B6	20.3008444	C4	20.3003840	C3
104136	C2	10A8027	C9	20.3008445	C4	20.3003842	C3
10A14362	B7	10A8441	A9	20.3008449	A12	20.3003844	C3
10A15339	F2	10A9072	F3	20.3008464	A13	20.3003846	C3
10A16285	D2	10A9818	C6	20.3008569	B3	20.3003894	D2
	D6		E4	20.3008571	B3	20.3003959	E4
	D7	10P1331	B3	20.3008572	B3	20.3003994	C8
	D8	10P1408	D5	20.3008573	B3	20.3003995	D6
	D9	10P1410	D4		C2		D7
	D10		D5	20.3008701	A12	20.3004003	D7
10A16329	A13	10P1582	D5	20.3008864	B3		D8
10A16405	B3	10P1772	D4		B6	20.3004148	A14
	D2		D5	20.3008870	A18	20.3004154	D2
	D3	10P1814	E7	20.3001129	F6	20.3004774	E5
	D7	10P1873	E2	20.3001171	E4	20.3004775	E5
	A13	10P2377	E6	20.3001172	E4	20.3004788	E9
	A15	10P2530	E3	20.3001175	C8	20.3004940	A13
10A16987	B3	10P2704	E3	20.3001180	D4	20.3005176	D2
10A18105	A13	10P30	E3	20.3001181	F4	20.3005181	A13
10A20584	F4	10P308	A18	20.3001185	F4	20.3005182	A13
10A21530	E4	10P3192	E6	20.3001188	E4	20.3005414	D11
	L6	10P345	F4	20.3001215	B9	20.3005447	D3
10A22764	C6	10P3466	A18	20.3001216	D2	20.3005448	D3
10A24799	A14	10P347	E4	20.3001226	B3	20.3005640	C7
10A25016	A12	10P750	E6	20.3001477	A19		E6
10A25017	A12	110385	F2	20.3001479	A14	20.3005804	A13
10A25977	C6	11442	F8		A18	20.3005805	A13
10A2547	L3	12105	F5	20.3001526	A19	20.3005806	A13
10A25626	D2	13331	F11	20.3001592	A7	20.3005902	B4
10A26922	A18	141773	C8	20.3001610	C6	20.3005975	A13
10A27	A11	14264	F5		L8	20.3006593	C9
10A27910	E2	14857	F10	20.3001711	E6		C10
	E3	1500.04372	F7	20.3002433	A14	20.3006635	A8

## NUMERICAL INDEX

PART NO.	PAGE	PART NO.	PAGE	PART NO.	PAGE	PART NO.	PAGE
20.3007183	C9	20.3009382	F4	20.3010171	C8	20.3011500	C5
20.3007309	A9	20.3009389	A*2	20.3010197	A18	20.3011523	DB
20.3007393	B8	20.3009395	B6	20.3010198	A*8	20.3011564	D3
20.3007669	C2	20.3009515	B2	20.3010200	B8	20.3011593	F4
20.3007846	C10	20.3009528	B8		C12	20.3011614	E4
20.3007849	C10	20.3009612	C8	20.3010201	B8	20.3011628	A10
20.3007851	C9	20.3009670	A11		C12	20.3011628	A10
	E6	20.3009695	B8	20.3010247	G2	20.3011631	C6
	C10	20.3009707	D8	20.3010284	D3	20.3011649	A10
	C11		A13	20.3010285	D3	20.3011650	A10
	C12	20.3009770	C2	20.3010328	A7	20.3011661	A12
20.3007884	C9	20.3009784	C11	20.3010337	F2	20.3011663	A12
	E6	20.3009789	C11	20.3010393	E2	20.3011664	A*2
	C10		C12	20.3010377	D2	20.3011669	C6
	C11	20.3009790	C11		A15	20.3011685	C6
	C12		C12	20.3010388	D6	20.3011686	C6
20.3008122	B9	20.3009791	C11		D7	20.3011687	C6
20.3008140	A9	20.3009792	C11	20.3010394	D6	20.3011692	C6
20.3008143	A9		C*2	20.3010505	C9	20.3011693	C6
20.3008146	A9	20.3009793	C*1	20.3010507	A*1	20.3011694	C6
20.3008149	A9		C12	20.3010568	E6	20.3011695	C6
20.3008802	C4	20.3009794	C9	20.3010571	B6	20.3011701	C6
	C7		C10	20.3010642	C12	20.3011703	C6
	E6		C11	20.3010643	C12	20.3011705	C6
20.3008607	A*8		C12	20.3010644	C12	20.3011706	C6
20.3008643	D5	20.3009795	C11	20.3010648	C12	20.3011707	C6
	D7		C12	20.3010654	E2		E6
20.3008644	D5	20.3009796	C11	20.3010704	A15	20.3011708	C6
	D7		C12	20.3010707	A15	20.3011709	C6
20.3008657	G2	20.3009797	C11	20.3010771	C3	20.3011718	C6
20.3008734	D6	20.3009798	D11	20.3010785	D8	20.3011720	E6
	D7		D12	20.3010830	D5		G7
20.3008735	D5	20.3009799	D11	20.3010989	G2	20.3011721	E6
	D7		D12	20.3011060	E4	20.3011756	C6
	B2	20.3009800	C11	20.3011095	G2	20.3011770	A9
20.3008748	B9		C12	20.3011096	G2	20.3011800	C2
20.3008792	A13	20.3009801	C11	20.3011098	G2	20.3011821	E6
20.3008793	A13		C12	20.3011101	G2	20.3011822	C6
20.3008794	A13	20.3009802	C11	20.3011117	E4	20.3011823	E6
20.3008898	C2		C12	20.3011120	A7	20.3011824	C6
20.3008857	A10	20.3009804	C11	20.3011121	A7		E6
20.3009016	A13		C12	20.3011143	A18	20.3011894	G2
20.3009025	C8	20.3009887	G2	20.3011144	A18	20.3011895	G7
	F4	20.3009938	C12	20.3011164	F6	20.3011899	G2
20.3009048	C10	20.3009939	F2	20.3011171	B2	20.3011900	G2
20.3009051	C10	20.3009940	F2	20.3011267	E4	20.3011901	G7
20.3009063	D3	20.3009943	F2	20.3011333	G2	20.3011902	G2
20.3009076	A12	20.3009946	F2	20.3011447	A13	20.3012003	C10
20.3009080	C10	20.3009948	G2	20.3011456	C5	20.3012133	C2
20.3009187	A13	20.3009949	G2	20.3011457	C5	20.3012134	C2
20.3009278	C10	20.3010084	C3	20.3011460	C5	20.3012181	C2
20.3009279	C10	20.3010085	C3	20.3011461	C5	20.3012218	F3
20.3009347	B8	20.3010086	C3	20.3011481	D2	20.3012219	C2

## NUMERICAL INDEX

PART NO.	PAGE	PART NO.	PAGE	PART NO.	PAGE	PART NO.	PAGE
20 301220	C2	20 6009262	C10	20.7003523	C3		G2
20 301221	B4	20 6009336	AB	20.7003991	G2	20.7301984	D10
20 301222	B3	20 6009440	B8	20.7300036	A16	20.7301992	D9
	B4	20 6009497	C7	20.7300065	D4	20.7301993	D9
	B5	20 6009778	C11	20.7300072	D4	20.7301994	D9
20 301223	B3	20 6009779	C11		D5	20.7301997	D10
	B4	20 6009760	C11	20.7300421	A16	20.7302024	D9
20 301223	C4		C12	20.7300422	A16		D10
20.3012234	C4	20 6009781	C11	20.7300423	A16	20.7302048	G2
20.3012236	C4	20 6009785	C11	20.7300550	C6	20.7302050	D9
20.3012241	F3		C12	20.7300766	E3	20.7302051	D9
20.3012250	C2	20.6009788	C11	20 7300879	D9		D10
20.3012258	D11		C12	20.7301258	D4	20.7302067	A12
20 3012270	D11	20.6009938	C12		D5	20.7302079	D9
20 3012271	C7	20.6010184	D11	20.7301260	D4	20.7302080	D10
20 3012272	C10	20.6010406	E2		D5	20.7302081	D9
20 3012310	C5	20.6010645	C12	20.7301261	D4	20.7302135	C10
20 3012332	A18	20 6010646	C12		D5	20.7302227	C11
20.3012333	A18	20.6010647	C12	20.7301262	D4		C12
20.3012336	D2	20.6011134	D6		D5	20.7302233	B5
20.3012340	D2	20.6011136	D6	20 7301268	D4	20.7302239	B5
20.3012342	D2	20.6011137	D6	20 7301268	A18	20.7302246	G2
20 3012348	E2	20.6011138	D6	20 7301269	A18	20.7302266	D5
20 3012349	E6	20.6011428	D3	20 7301290	D4	20 7302288	G2
20.3012355	E2	20.6011675	A12		D5	20 7302402	D2
20 3012360	E3	20.6011877	A12	20.7301481	D4		A15
20 3012379	A16	20.6011878	A12		D5	20.7302433	E2
20.3012380	A16	20.6011879	A12	20.7301515	D4	20.7302560	G2
20.3059782	B5	20.6011998	E3	20 7301516	D4	20.7302561	D5
20.6001174	C8	20.6012185	D2	20 7301517	D4	20 7302569	D5
20.6001520	A14	20.6012224	D3	20.7301518	D4	20 7302570	D5
20 6002042	A14	20.6012230	C4		D5	20 7302572	D5
20 6002428	A14	20.6012231	C4	20.7301520	E4	20 7302573	D5
20 6002924	D7	20.6012232	C4	20.7301521	E4	20 7302579	C10
20 6002929	D7	20.6012235	C4	20.7301522	E4	20.7302580	C10
20 6002930	D7	20.6012237	C2	20.7301554	E4	20.7302585	C10
20.6002931	D7	20 6012239	E5	20.7301555	E6	20.7302609	C6
20.6003045	F3	20.6012240	B8	20.7301556	E6	20.7302610	C6
20.6003238	E3	20 6012242	F3	20.7301586	E6	20.7302614	E4
20.6003554	D7	20 6012244	C7	20.7301602	D4	20.7302703	A17
20.6005412	D11	20 6012263	C2	20.7301603	D4	20.7302708	G2
20.6007679	AB	20 6012265	C4		D5	20.7302709	G2
	A12	20 6012297	C4	20.7301604	D4	20.7302710	G2
20.6007901	C11	20 6012343	E6		D5	20.7302715	D11
20.6007902	C11	20 6012344	F3	20 7301854	B5	20.7302716	D11
	C12	20 6012345	C7	20 7301915	C8	20.7302794	D11
20.6008122	B9		E4	20 7301923	C9	20.7302810	E4
20.6008140	AB		F6	20 7301924	C9	20.7302811	E4
20.6008143	AB	20.6012346	E5	20 7301925	C9	20.7302812	G2
20.6008146	AB	20 6012356	E3	20 7301926	C9	20.7302814	B5
20.6008149	AB	20 6012358	C4	20 7301931	C9	20.7302815	B5
20.6008748	B9	20.6012359	E3	20 7301965	C4	20.7302816	B5
20.6009281	C10	20.7000522	C3		E5	20.7302817	B5

## NUMERICAL INDEX

PART NO.	PAGE	PART NO.	PAGE	PART NO.	PAGE	PART NO.	PAGE
20. 7202820	D11	30. 3141071	B5	35A12314	A13	35A5326	C3
20. 7202821	D11	30. 3319679	B5	35A12339	A13	35A5387	C6
20. 7370019	C7	30. 3319686	B5	35A12341	D8		54
20. 7270036	A7	30. 3319717	B5	35A12485	B5	35A5434	A9
20. 7270037	A7	30. 3319725	B5	35A12486	C4	35A5435	A9
20. 7370039	A13	30. 3350592	B5	35A12506	A13	35A5436	A9
20. 7270050	A10	205	F11	35A12566	A8	35A5441	A7
20. 7370053	A7	30A1301	A7	35A12875	C2	35A5442	A7
20. 7370054	A7	3141	F8	35A12879	B2	35A5446	A7
20. 7380067	A8	32059	E4	35A12980	B2	35A5447	A7
20. 7380073	D4		E5	35A14002	B2	35A5448	A7
	D5	3342	F8	35A14103	D6	35A5533	F11
20. 7380081	A13	35A1003'	A18	35A14314	C6	35A558	A7
20. 7380115	B8	35A10181	C2		C2	35A5887	F4
20. 7380116	B8		C4	35A14320	C7	35A5891	A7
201991	F10	35A1041E	A15	35A14420	A14	35A6088	A13
202731	F11	35A10503	B7	35A14421	A14	35A6139	B3
204473	F6	35A10504	B7	35A14678	C6	35A6141	B2
206052	F9	35A10505	B7	35A1749	C9	35A6142	B2
206054	F7	35A10616	D3	35A178	E4	35A6170	C8
206063	F11	35A10626	A9	35A189	A18	35A6171	C8
206064	F11	35A1066	B2	35A190	A18	35A6443	B2
206065	F9	35A10662	D2	35A191	A18	35A6445	B2
206069	F8	35A10699	F2	35A3004	C9	35A6476	A14
206094	F11	35A10847	A11	35A3006	C9	35A6556	B3
206095	F9	35A1104	C9	35A3007	C9	35A698	C2
206116	F9	35A11072	D2	35A3008	C9	35A705	D4
206129	F11	35A11102	G2	35A311	A11		C5
206165	F6	35A11109	D8	35A331	A12	35A7236	D11
206169	F11	35A11114	D7	35A332	A12	35A7275	A9
207314	F6		D10	35A336	A12	35A7276	A7
208181	F10	35A11201	D2	35A397	A12		A9
208425	F9	35A11280	C2	35A341	A12	35A7277	A9
208635	E4		C3	35A342	A12	35A7278	A9
208683	F11	35A11322	E6	35A369	A12	35A7279	A9
20H3664	B7	35A11324	D10	35A287	C9	35A7280	A9
20P2152	D10	35A11330	A18	35A4161	B8	35A7281	A9
20P3565	D9	35A11344	E5		B9	35A7323	A13
20P4777	D8	35A11346	E6	35A5002	D3	35A7365	A13
2100.02315	D4	35A11351	E6	35A5111	A10	35A7367	A12
	D5	35A11353	D10	35A5112	A12		A13
2120.02137	D4	35A11645	A13	35A5113	A12	35A7411	D6
	D5	35A11647	A13	35A5114	A12		D8
2153.24644	F6	35A11649	A13	35A5115	A12	35A7586	B3
2B552	E4	35A11653	A13	35A5148	B9	35A7608	A14
296	F10	35A11668	B8	35A5162	B9	35A7752	A9
20. 3059634	B5	35A11670	A13	35A5174	B8	35A7761	C6
30. 3059774	B5	35A11871	D8		B9	35A7762	C6
30. 2080021	C8	35A12205	D3	35A5177	A13	35A7803	A8
30. 3111016	E6	35A12275	A13	35A5187	A13		A12
20. 3111164	E6	35A12294	A10	35A5192	A10	35A7809	A8
30. 3131467	E6	35A12307	A13	35A5206	D2	35A7814	A6
30. 3141063	B5	35A12313	A15	35A5323	B7	35A7815	A6

NUMERICAL INDEX

PART NO.	PAGE	PART NO.	PAGE	PART NO.	PAGE	PART NO.	PAGE
35A7819	A8	35A9379	C8	35P2171	E4	35P291	D4
	A12	35A9380	C11	35P218	D8	35P292	D9
35A7872	E3	35A9447	A12		D9		D10
35A7599	A13	35A9451	A8		D10	35P2990	D9
35A8010	A14	35A9452	A8	35P2186	A16		D10
	A18	35A9478	E5	35P2192	A17	35P2995	E5
35A8073	G2	35A9480	E5	35P2193	A17	35P2997	E5
35A8074	G2	35A9481	E5	35P2195	A16	35P3009	E6
35A8075	G2	35A9482	E5	35P2196	A16	35P3073	D9
35A8076	B2	35A9483	E6	35P2197	A16	35P3074	D9
35A8108	B4	35A9485	A8	35P2199	A16	35P3076	D9
	E2	35A9511	A7	35P220	D8	35P3077	D9
35A8115	E3	35A9521	A9	35P2200	A16	35P3078	D9
35A8116	C10	35A9522	A9	35P2202	A16	35P3081	D9
35A8168	C6	35A9523	A9	35P2203	A17		D10
35A8226	A14	35A9539	D2	35P2204	A17	35P3082	D9
35A8232	A14	35A993	A12	35P2205	A17		D10
35A8235	A8	35B8364	A7	35P2206	A17	35P3083	D9
35A8236	A8	35P1098	D6	35P2207	A17		D10
35A8237	A8	35P1231	D4	35P2208	A17	35P3084	D9
35A8238	A8		D5	35P2209	A17		D10
35A8241	A7	35P1315	C5	35P2210	A17	35P3089	D9
35A8242	A7	35P1596	A11	35P2212	A17	35P3092	D9
35A8243	A7	35P1603	E3	35P2213	A16		D10
35A8245	A9	35P1604	E3	35P2214	A16	35P3093	D9
35A8249	C8	35P1769	E5	35P2215	A17		D10
35A8255	C2	35P189	B6	35P222	D8	35P3094	D10
35A8268	A12	35P190	B6	35P224	D8	35P3095	D10
35A8360	A9	35P191	B6	35P2250	B7	35P3099	D9
35A846	D6	35P182	B6	35P2251	B7	35P3100	D10
35A849	A12	35P184	B6	35P227	D8	35P3101	D9
35A8492	A8	35P195	B6	35P2380	A16	35P3134	E5
35A8493	A7	35P196	B6	35P251	A18	35P3565	D10
35A8494	A14	35P197	B6	35P265	C9	35P363	C9
35A8560	D11	35P2072	B6	35P2657	D7	35P364	C9
35A8564	D11	35P2073	B6	35P2658	B7	35P366	C9
35A8565	D11	35P2074	B6	35P2660	A17	35P467	E4
35A8570	D11	35P2075	B6	35P2861	A17	35P468	E4
35A8629	A9	35P2076	B6	35P2862	A17	35P469	E4
35A8645	C7	35P2077	B6	35P2863	A16	35P495	C5
35A8711	A7	35P2078	B6	35P2864	A16	35P496	C5
35A8787	D6	35P2079	B6	35P2865	A17	35P508	E5
	C9	35P2082	D10	35P2866	A17	35P516	E5
35A8821	G2	35P2098	D10	35P2867	A17	35P55	E1
35A886	B7	35P2099	B6	35P2868	A17	35P56	E4
35A887	B7	35P212	D8	35P2878	D4	35P57	E4
35A9076	B9		D9		D5	35P58	E4
35A9082	A9		D10	35P2879	B7	35P5836	D5
35A9087	B3	35P215	D8	35P2895	D4	35P59	E4
35A9168	D3	35P216	D8		D5	35P60	E4
35A9169	D3	35P2165	E4	35P2896	D4	35P613	A11
35A9356	B3	35P2169	E4	35P290	D4	35P674	E4
	B7	35P217	D8		D5	35P922	A18

NUMERICAL INDEX

PART NO.	PAGE	PART NO.	PAGE	PART NO.	PAGE	PART NO.	PAGE
35P923	A18	37E294	F9	40.2040303	F12	40.2504608	F2
35P961	A18	40.0000124	F3	40.2045102	F12	40.2504810	F2
35P962	A18	40.0000707	F7	40.2045651	F12	40.2506309	F2
35P963	A18	40.0001101	F6	40.2065071	E4	4312	F0
35R139	A10	40.0001304	F12	40.2070553	F4	50A1004	F4
	A11	40.0001316	F10	40.2075002	F7	50A1073	C3
	A12	40.0001397	F8	40.2075101	F9	50A1086	A9
	A13	40.0001502	F7	40.2075402	D4	50A1164	A7
360008	F9	40.0001592	F6		D5	50A1165	D11
360011	F9	40.0001543	F10	40.2075601	F10	50A1166	A7
360013	F9	40.0001601	F9	40.2080002	F7	50A1297	C2
360026	F6	40.0001718	F10	40.2080206	F4	50A1316	C2
360027	F6	40.0002003	F9	40.2082201	F5	50A1379	E6
360047	F11	40.0002209	F10	40.2090101	F7	50A1438	B4
360053	F11	40.0002237	F5	40.2090251	F6	50A1440	B3
360057	F9	40.0011914	E4	40.2090261	F6		E4
360058	F9		E5	40.2090271	F6		D11
360059	F9	40.0023503	F3	40.2090281	F6	50A1441	A7
360060	F9	40.0025102	F9	40.2090302	F10	50A1444	A13
360062	F10	40.0029903	F3	40.2090401	F9	50A155	B6
360063	F10	40.0029927	F3	40.2090603	F10	50A1642	A7
360067	F10	40.1005252	F9	40.2090606	F10	50A1666	D8
360068	F9	40.1005254	F9	40.2090607	F4	50A1685	A7
360069	F9	40.1091451	F6	40.2090608	F2	50A1711	E6
360071	F9	40.1092906	F4	40.2090611	F5	50A1727	B8
360079	F11	40.1093424	F9	40.2090615	F10	50A1740	A9
360086	F8	40.1098001	F8	40.2090616	F10	50A1743	A7
360088	F8	40.2000364	F6	40.2090617	F3	50A1744	A7
360094	F10	40.2002601	F7	40.2090618	F10	50A1745	A12
360105	F9	40.2003752	F9	40.2090034	F8	50A1762	B8
360106	F10	40.2007651	F7	40.2090651	F6	50A1763	A10
360161	F7	40.2010102	F7	40.2090652	F6	50A1777	D6
360164	F11	40.2010152	F7	40.2090801	F2		C7
360165	F11	40.2010172	F7	40.2091002	F6	50A1788	C7
360166	F11	40.2010192	F7	40.2091102	F9		A18
360176	F7	40.2010251	F7	40.2091103	F9	50A1797	E4
360176.010	F7	40.2010271	F7	40.2091308	F8		E6
360176.020	F7	40.2010291	F7	40.2091314	F8	50A1813	A14
360176.030	F7	40.2015352	F10	40.2091315	F8	50A1827	D4
360180	F11	40.2015404	F10	40.2092102	D4	50A1864	D7
360181	F6	40.2018601	F10		D5	50A189	D2
360304	F10	40.2020101	F10		E4		D3
360306	F7	40.2020585	F8	40.2092403	F10		D7
36A11071	D2	40.2022551	F8	40.2092404	D4	50A1894	F9
36A11175	A16	40.2022552	F8		D5	50A1898	C6
36A11176	A16	40.2025251	F11	40.2092416	F5		C9
36A11282	C3	40.2025351	F11	40.2092417	F4		C10
36A11863	B8	40.2030207	F3	40.2092604	F5	50A1900	B4
36A11864	B8	40.2032903	F3	40.2092706	F11		B7
36A12310	A12	40.2035074	F5	40.2093251	D4		C4
36A12315	A10	40.2035077	F5		D5		C8
36A5103	A10	40.2035203	F5	40.2500613	F2		C9
36A7807	A8	40.2035251	F5	40.2502003	F2		D9

NUMERICAL INDEX

PART NO.	PAGE	PART NO.	PAGE	PART NO.	PAGE	PART NO.	PAGE
	D6	50A3646	D6		A1D	50A4188	B8
	D8		D7	50A3671	CB	50A4200	C10
	E2	50A3647	A15		D6		C11
	E5	50A3650	C1D	50A3673	C8		C12
	F3	50A3654	G4	50A3680	G2	50A4201	E5
	A1Q		G5	50A3684	C2		F2
	A16		C6	50A3707	G3		F1D
50A1811	C2		E5	50A3711	C3	50A4202	G4
	D11		F2	50A3730	G4		CB
50A1821	D6	50A3656	C7		G5		D6
	D7		D6		C7		D7
	F1D		C3		D6		F4
50A1823	C8		A14		D7		F1D
50A1825	C8		A18		E2		F11
	A1D	50A3656	F4		E3	50A4203	B7
50A1826	C2		A1Q		A1B	50A4205	C4
	C7	50A3657	D6		F1Q		D8
50A183	B6		D7	50A3731	C3	50A4207	C3
50A1842	E5		F1Q		E5	50A4208	C3
50A1843	C3	50A3658	A1Q	50A3732	C3	50A4210	C2
50A1874	D6	50A3660	A1B	50A3733	F8		C4
	D7	50A3661	F5	50A3742	B8		C9
50A1877	A11		F1Q		C2		E2
50A1880	C4	50A3664	C4		C7		E4
50A1882	D2		C6	50A3748	E5		F5
50A1898	C6		C12	50A3750	D2		F3
50A2281	B8		D11	50A3754	C3		A14
50A2311	D2	50A3665	B4		C5		F12
50A2473	E6		C7		C1Q	50A4211	C9
50A2481	E4		C8	50A3755	C11		F9
50A2488	A15		D2		C12	50A4212	C2
50A2489	E5	50A3666	A7	50A3762	C8		D4
	F6		C7	50A3763	B7		D5
50A2584	B8		C4		C2		A14
	B9		C8	50A3818	D7	50A4214	C3
50A2746	A9		D3	50A3826	B3		E5
50A2763	D3		E5	50A3829	A14	50A4222	F3
50A2815	C4		F2		A1B	50A4226	F4
50A2822	C3		A14	50A3830	A1B	50A4236	D8
50A2824	A14	50A3667	B3	50A3831	A14	50A4261	A13
50A2826	A14		D4	50A3851	C7	50A4265	A1Q
50A2827	A1B		D5		D7		A12
50A2855	C7		E4		E6		A13
	A1D		A1Q		A1B	50A4266	A13
50A2862	E4		A1B	50A3852	A14	50A4277	C7
50A2879	A13	50A3668	B7	50A3856	A1B		E6
50A3630	F2		C4	50A3905	C3	50A4281	A14
50A3644	C8		A16	50A3982	B6	50A4286	F4
	E6		F11	50A3986	D8	50A4287	F4
	F2	50A3669	A7	50A3994	C11	50A4290	C1Q
50A3645	C6		E4		C12	50A4306	E5
	E5		F2	50A4084	B8	50A4314	F4
	F1Q	50A3670	D6	50A4139	A1Q		E6



## NUMERICAL INDEX

PART NO.	PAGE	PART NO.	PAGE	PART NO.	PAGE	PART NO.	PAGE
50A4386	E5		D7		C2	941036	C11
50A4398	E4	50A4932	C7	50A5732	D2	941519	L10
50A4413	B3		E4		D3	941922	D4
50A4422	D7		E6		D7		D5
50A4423	B3	50A4938	B3	50A578	A12	D110.87	E4
	D2		A18	50A5841	A13	GM105109	C9
	D3		D10	50A5938	A15	GM106260	A17
50A4424	A15	50A4947	C8	50A5998	BB	GM120240	E2
50A4425	D2	50A4972	F4	50A6003	A18	GM125700	E5
	D6		F6	50A6007	E6	GM145657	A10
	D7	50A4973	D3	50A602	A18	GM147685	C9
50A4426	B3	50A4982	C6	50A6022	A7	GM1T23D7	C9
50A4430	F4		F4	50A603	D3	GMB409125	A11
50A4445	D5		C11	50A6036	B3	147646	E6
50A4446	C2		C12	50A6099	C3	JTB119	A17
	D9	50A4983	B2	50A6106	B3	M143	D6
	F3		B7	50A6322	A12		DT
50A4450	C11		D7	50A6326	A12	M333	A7
	C12	50A4987	C2	50A6327	A12	M536	A11
50A4460	E6	50A4995	A15	50A6336	CB		
50A4471	E6	50A5000	B7		C10	[405] 1345 ITEMS LISTED.	
50A4481	D2		C2	50A6337	F3		
50A4558	E6	50A5001	C11	50A6340	C10		
50A4560	A15		C12	50A6356	B3		
50A4561	D7	50A5002	F10	50A6358	E2		
50A4591	D2	50A5007	F7	50A6365	BB		
50A4601	E6	50A5022	D11	50A6370	CB		
50A4604	B3	50A5032	A11	50A6371	CB		
50A4613	E5		F12	50A6402	C5		
50A4616	D2	50A5033	C6	50A6405	C6		
	D7		E4	50A6407	E5		
50A4627	B3	50A5109	D9	50A6408	C6		
50A4629	R7	50A5153	E6		E5		
50A4635	B3	50A5170	A9	50A6409	B4		
	D11	50A5177	E4	50A6410	C6		
50A4645	D11	50A5180	C2		A13		
50A4666	C6		A13	50A6414	CB		
	CB	50A5554	A16	50A6415	CB		
	C11	50A5566	BB	50A6418	E2		
	C12	50A5603	F3		F10		
50A4671	C6	50A5629	A18	50A6441	A14		
	D2	50A5648	BB	50A671	D2		
	A15		BB	50A768	A12		
50A4733	A15		D11	50A954	C2		
50A4739	D9		C11		F8		
50A4740	A18	50A5682	C12	50A955	A10		
50A4741	C6		D2	50A961	A10		
	F4	50A5668	D2	59	FG		
	A14	50A5724	D2	620	FG		
50A4751	D4		D4		F11		
	D5		A13				
50A4810	C11		A18	900042	C5		
	C12		C12	900045	C5		
50A4887	D6	50A5726	BB	933160	A13		

(

.

(

.

(

.