

**586H
588H
Forklift
Tier IV**

Parts Catalog

Print No. 84599856
Issued 9/2012



**586H
588H
Forklift
Tier IV**

Parts Catalog

Print No. 84599856
Issued 9/2012

CASE
CONSTRUCTION

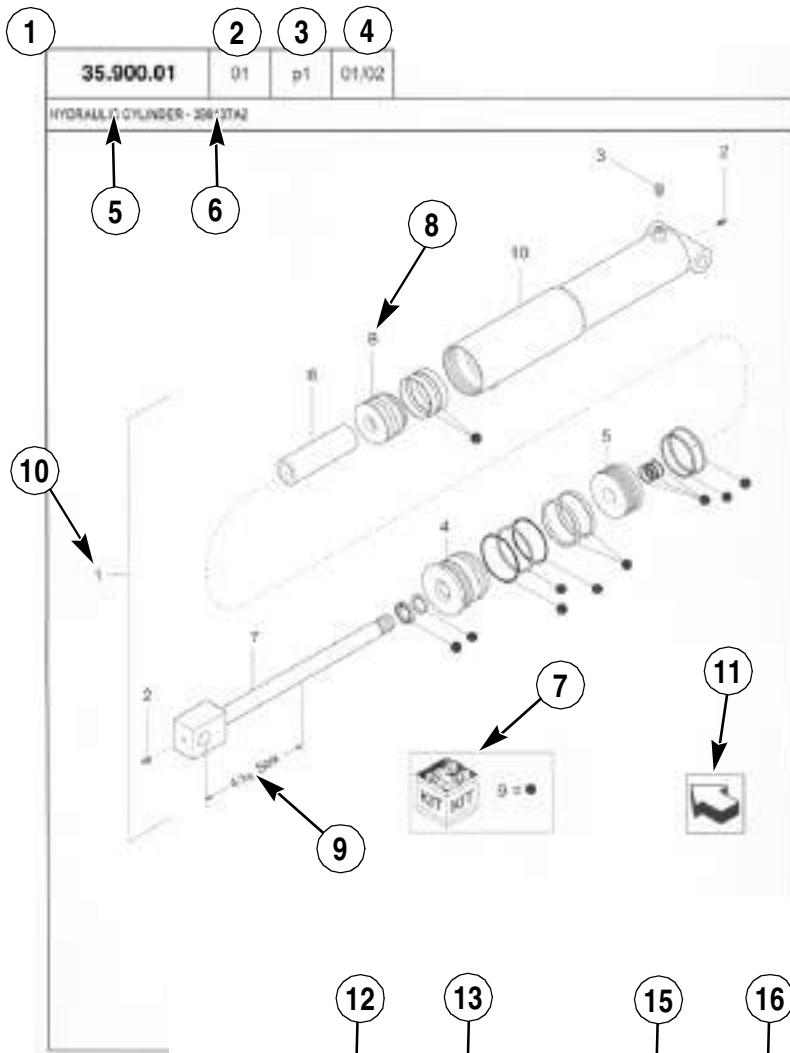


GENERAL INFORMATION

1. Whenever the terms left and right are used, it should be understood to mean from a position facing in direction of travel.
2. Throughout this manual you may find common hardware not illustrated, but listed in the description column. The service part immediately preceding a hardware listing is the part using these particular items for mounting purposes. This hardware is not included with the service part or assembly when ordered as a replacement.
3. The illustrations show typical assemblies plus individual parts but in all cases may not show the exact shape or detail of parts required. However, the purpose for the illustrations is to identify parts performing like functions. Whenever possible illustrations are located at the beginning of each section or immediately adjacent to the applicable text.
4. CNH America LLC is continually striving to improve its products. We must, therefore, reserve the right to make improvements or changes when it becomes practical and possible to do so, without incurring any obligation to make changes or additions to the equipment sold previously.

CNH America LLC, Racine, WI 53404 U.S.A.

How to Use Your Parts Catalog



REF	FN	PART NUMBER	YR/SH	QTY	DESCRIPTION
					HYDRAULIC CYLINDER - 35913T42
					35.900.01 01 p1 01/02
1		35913-007	BTW/CLM & HZ/07	1	CYLINDER ASSY 4.314 in SH, Int 2-10
2		21 5h	Before 01/05	2	FITTING
2		21 5 B	From 01/05	2	NIPPLE, USE Grease, 1/4 lpx x 1/2-32
3		40247502		1	BREATHER
4		40247641		1	CAP CYLINDER END
5		40247641	85N JCC129200	1	PISTON ROD GLAND
6		40247641	ASN JCC129200	1	PISTON
7		40247641		1	SPACER
8		40247641		1	ROD PISTON
9		40247641		1	PISTON ROD GLAND
10		40247641		1	PACKAGE, SEALS
11		NSS		1	NOT SERVICED SEPARATE CASE ASSEMBLY
11	08-02				
STANDARD					MODELS

How to Use Your Parts Catalog

1. Figure Number
2. Sequence code within the Figure Number
3. Page number within the Sequence Code
4. Date of Printing (month / year)
5. Figure Description
6. General information regarding the figure
7. Parts supplied in repair kits per symbol reference
8. Figure call-out of the part number (REF)
9. Technical Specifications relating to the part indicated
10. Figure call-out includes bracketed items, the included items may also be listed in the additional description area
11. Orientation - Arrow indicates front of the machine
12. Footnote - Additional information relating to the part number. In this example, 08-20 equals another figure that this part is shown on.
13. Part Number
 - NSS = Non-serviced parts
 - Bracketed numbers = not available as service parts in this market
14. Not Available as service part in this market
15. YR/SN
 - Year
 - Before 01/85 = Part valid for production January 1985 and before
 - From 01/85 = Part valid for production from January 1985 and after
 - BTW 01/85 & 02/02 = Part valid for machines produced between January 1985 and February 2002.
 - Serial Number (P.I.N.)
 - BSN JJC0268800 = Part valid for serial number JJC0268800 and below
 - ASN JJC0268800 = Part valid for serial number JJC0268800 and above
 - BTW JJC0178000 & JJC0179000 = Part valid for serial numbers between JJC0178000 & JJC0179000
16. Total Quantity of the Part referred to in the page. The quantity can be replaced by the following indications:
 - AR = quantity as required
 - X = as required
17. Part Description
18. Additional description of the part to help confirm identification
19. Figure Notes
20. Model Number(s)

Explanation of Abbreviations

Abbreviation	Meaning
adj	adjustable
amp	ampere
AR	As required
ASN	Serial number and after / P.I.N. and after
barb	barb
blkhd	bulkhead
boss	boss
BSN	before serial number / before P.I.N
BTW	between
cc	cubic centimetre
chain	chain
cl	class
cp pt	cup point
CRS	Chrome Alloy Steel
CST	Carbon Steel
cu yd	cubic yard
deg	degree
dia	diameter
dr type	drive type
dry	dry
fc	face
fc sl	face seal
fem	female
fem PT	female pipe thread
fl	flare
ft	feet (or foot)
gal	gallon(s)
gr	grade
hd	head
hp	horsepower
ID	inside diameter

Abbreviation	Meaning
in	inch(es)
Inc.	includes
inv fl	inverted flare
K	kilo
kg	kilogram
L	litre
lb	pound(s)
lg	long
LH	left hand
LH thd	left hand thread
links	links
M	(prefix) metric thread size
m	metre
male	male
mm	millimetre
NF	National Fine
No.	number
NS	National Super Fine
OD	outside diameter
ohm	electrical unit of resistance
Or	O-ring
orifice	orifice
P	pitch
piece	piece
psi	pounds per square inch
PT	pipe thread
rd	round
rd holes	round holes
RH	right hand
RH thd	right hand thread
rpm	revolutions per minute

Explanation of Abbreviations

Abbreviation	Meaning
sl	self locking
slat	slat
spool	spool
sq	square
SST	Stainless Steel
st	self tapping
stem	stem
strk	stroke
sw	swivel
T	teeth
Teflon	Teflon
thin	thin
thk	thick
tpr	taper

Abbreviation	Meaning
tube	tube
type	type
V	volt(s)
W	watt(s)
way	way
wide	wide
X	as required
yd	yard

Dimensions

Metric and U.S. hardware dimensions do not show the numeric designations of standard coarse threads. A number following a semi colon (;) is the class or grade of hardware. A comma (,) represents the decimal point (.) used in U.S. dimensions.



TABLE OF CONTENTS

00.000.10		PICTORIAL INDEX, ENGINE ATTACHMENTS
00.000.21		PICTORIAL INDEX, TRANSMISSION
00.000.25		PICTORIAL INDEX, AXLE FRONT
00.000.27		PICTORIAL INDEX, REAR STEERING AXLE
00.000.33		PICTORIAL INDEX, BRAKES & CONTROLS
00.000.35		PICTORIAL INDEX, HYDRAULIC SYSTEMS
00.000.39		PICTORIAL INDEX, FRAME
00.000.41		PICTORIAL INDEX, STEERING
00.000.55		PICTORIAL INDEX, ELECTRICAL SYSTEMS
00.000.90		PICTORIAL INDEX, PLATFORM, CAB, BODYWORK AND DECALS
27.000.00		PICTORIAL INDEX, REAR STEERING AXLE
05.100.01		INITIAL STOCKING LIST, LIST A
05.100.02		INITIAL STOCKING LIST, LIST B
05.100.03		FILTER AND CAPACITIES
10.000.00		PICTORIAL INDEX, ENGINE ATTACHMENTS
10.000.01	01	PICTORIAL INDEX - ENGINE (5801398328)
10.000.01	02	PICTORIAL INDEX - ENGINE (5801398328)
10.001.01		ENGINE ASSY (5801398328)
10.001.01		ENGINE MOUNTING
10.001.02		CYLINDER BLOCK & RELATED PARTS (504384812)
10.012.04		HOOKS - ENGINE (5801492325)
10.101.01	01	CYLINDER HEAD & RELATED PARTS (504388233)
10.101.01	02	CYLINDER HEAD & RELATED PARTS (504388234)
10.101.02		CYLINDER HEAD COVERS (5801408168)
10.101.03		ENGINE BREATHERS (504381675)
10.102.01		OIL SUMP & RELATED PARTS (504387314)
10.103.01		CRANKSHAFT (504388935)
10.103.02		ENGINE, FLYWHEEL (5801383904)
10.103.03		FLYWHEEL CASE (504191985)
10.105.01		PISTON - ENGINE (5801363216)
10.105.02		CONNECTING ROD (504379086)
10.106.01		CAMSHAFT - TIMING CONTROL (5801361387)
10.106.02		CAMSHAFT - TIMING CONTROL (5801376676)
10.106.03		CAMSHAFT - TIMING CONTROL (504379044)
10.114.01		POWER TAKE OFF (5801382584)
10.114.02		POWER TAKE OFF (5801405723)
10.202.01		AIR CLEANER INSTALLATION
10.202.01	01	AIR CLEANER ASSEMBLY
10.206.01		FUEL FILTER (504389026)
10.206.02		FILTER ENGINE OIL (504245481 - 504332922)
10.218.01		PIPING - FUEL (504388936)
10.218.01		FUEL LINE INSTALLATION
10.218.01	01	FUEL TANK ASSEMBLY
10.218.02		INJECTION EQUIPMENT - INJECTOR (504381673)
10.218.03		INJECTION EQUIPMENT - PIPING (504388245)
10.247.01		INJECTION PUMP (504388245)
10.250.01		TURBOCHARGING (5801511064)
10.254.01		INTAKE MANIFOLD (5801504800 - 504389180)
10.254.01		MUFFLER INSTALLATION, DIESEL PARTICULANT FILTER
10.254.05		EXHAUST MANIFOLD (504389744)
10.254.06		EXHAUST MANIFOLD (5801504641)

TABLE OF CONTENTS

10.304.01	01	PUMP, ENGINE OIL & RELATED PARTS (5801406438)
10.304.01	02	PUMP, ENGINE OIL & RELATED PARTS (504382676)
10.304.03		OIL PUMP PIPING (504154691)
10.400.01		PIPING - ENGINE COOLING SYSTEM (504386309)
10.402.01		TEMPERATURE CONTROL (THERMOSTAT) - (5801367247)
10.402.02		WATER PUMP & RELATED PARTS (504386949)
10.408.01		HEAT EXCHANGER (5801508975)
10.408.01		AIR COOLER ASSEMBLY AND OIL COOLER ASSEMBLY
10.408.02		CHARGE AIR COOLER, HOSE INSTALLATION
10.408.03	01	OIL COOLER INSTALLATION, HARDWARE AND LINES
10.408.03	02	OIL COOLER INSTALLATION, HARDWARE AND LINES
10.414.01		ENGINE FAN INSTALLATIONS
10.414.03		BELT PULLEY DRIVE & COVER (5801393168)
21.000.00		PICTORIAL INDEX, TRANSMISSION
21.100.01	01	TRANSMISSION OIL PUMP, 2WD AND 4WD
21.100.02	01	TRANSMISSION OIL FILTER, 2WD AND 4WD
21.104.01	01	TRANSMISSION, OIL COOLER LINE INSTALLATION
21.111.01	01	TRANSMISSION HOUSING, 2WD
21.111.01	02	TRANSMISSION HOUSING 4WD
21.111.02		TRANSMISSION, OIL DIPSTICK
21.111.03		TRANSMISSION, MOUNTING PARTS, STANDARD
21.133.01		TRANSMISSION, SHIFT LEVER INSTALLATION
21.133.02		TRANSMISSION SHIFTING UNIT
21.134.03		TRANSMISSION VALVE CONTROL
21.134.04		TRANSMISSION CONTROL VALVE, 4WD
21.140.01		TRANSMISSION, INPUT/PTO SHAFT ASSEMBLY, 2WD AND 4WD
21.154.01		TRANSMISSION SHAFT, PRIMARY AND REVERSE, 2WD AND 4WD
21.154.02	01	TRANSMISSION SHAFT, SECONDARY, 2WD
21.154.02	02	TRANSMISSION SHAFT, SECONDARY 4WD
21.154.03		TRANSMISSION, OUTPUT SHAFT, 4WD
21.182.01		DIFFERENTIAL LOCK INSTALLATION, 2WD AND 4WD
21.700.01		TRANSMISSION TORQUE CONVERTER
25.000.00		PICTORIAL INDEX, AXLE FRONT
25.108.01		DRIVE AXLE, DRIVE SHAFT
25.100.01		FRONT DRIVE HOUSING
25.100.02		FRONT DRIVE HOUSING
25.102.01		FRONT DRIVE BRAKE DIFFERENTIAL
25.102.02		FRONT DRIVE DIFFERENTIAL LOCK
25.102.03		FRONT DRIVE DIFFERENTIAL
25.102.04		FRONT DRIVE RING & PINION
25.102.05		FRONT DRIVE PLANETARY
27.100.01		STEERING AXLE INSTALLATION, 4WD
27.100.02		STEERING AXLE HOUSING, 4WD
27.100.03		STEERING AXLE, REAR DRIVE SHAFTS, 4WD
27.106.01		STEERING AXLE DIFFERENTIAL, 4WD
27.106.02		STEERING AXLE, RING AND PINION, 4WD
27.120.01		STEERING AXLE, WHEEL HUB AND BEARINGS, 2WD
27.120.02		STEERING AXLE, PLANETARY GEAR 4WD
27.124.01		STEERING AXLE, DRIVE SHAFT
27.450.01		STEERING AXLE, SWIVEL HOUSING, 4WD
27.550.01		STEERING AXLE INSTALLATION, 2WD

TABLE OF CONTENTS

27.550.02		STEERING AXLE HOUSING, 2WD
27.550.03		STEERING AXLE HOUSING SWIVEL, 2WD
33.000.00		PICTORIAL INDEX, BRAKES & CONTROLS
33.110.01		TRANSMISSION, PARKING BRAKE
33.120.01		BRAKE PEDAL ASSEMBLYS
33.202.01		BRAKES MASTER CYLINDER, RESERVOIR INSTALLATION
33.202.02		BRAKES, HYDRAULIC LINE INSTALLATION
35.000.00		PICTORIAL INDEX, HYDRAULIC SYSTEMS
35.100.01		MAST ASSEMBLY 6000 LB 4.5M 15 FEET
35.100.01	01	MAST ASSEMBLY HOOK AND SHAFT FRAME
35.100.01	02	MAST ASSEMBLY 6000 LB 6.6 M 22 FEET FREE LIFT
35.100.01	03	6000 LB 6.6 M (22 FT) FREE LIFT
35.100.02	01	MAST ASSEMBLY 6000 LB FREE LIFT ONLY HYDRAULIC SYSTEM
35.100.02	02	MAST, HOOK AND SHAFT FRAME 6000 LB 22 AND 16 FEET
35.100.03		MAST, 6000 LB, 4.8 M (16 FT) FREE LIFT
35.100.03	01	6000 LB 4.8 M (16 FT) FREE LIFT
35.100.04		MAST, 6000 LB, 6.6 M (22 FT)
35.100.04	01	MAST, 6000 LB, HYDRAULIC SYSTEM
35.100.04	02	MAST ASSEMBLY 6000LB 6.6 M (22FT)
35.100.05		MAST, HOOK AND SHAFT FRAME 6000 LB 60IN 15 AND 22 FEET
35.100.06		MAST, 8000 LB 15 FEET HOOK AND SHAFT FRAME
35.100.06	01	MAST, HOOK AND SHAFT FRAME, 8000 LB
35.100.06	02	MAST, SHAFT FRAME, 8000 LB
35.100.07		MAST, 8000 LB 6.6M 22 FEET
35.100.07	01	MAST, HOOK AND SHAFT FRAME, 8000 LB
35.100.07	02	MAST, SHAFT FRAME, 8000 LB 22 FEET
35.100.07	03	MAST, 8000 LB 22 FEET
35.105.00		PUMP ASSEMBLY, 18 GPM 586H
35.105.01		PUMP ASSEMBLY, 24 GPM 588H
35.300.01		HYDRAULIC RESERVOIR AND BATTERY BOX
35.300.02		HYDRAULIC RESERVOIR BATTERY BOX INSTALLATION
35.300.03		FILTER ASSEMBLY OIL
35.350.00		HYDRAULIC LOAD CONTROL
35.350.01		ACCUMULATOR ASSEMBLY
35.355.01		FORK LIFT CYLINDER CONTROL
35.355.02		VALVE CONTROL FORK LIFT THREE SPOOL
35.355.03		VALVE CONTROL FORK LIFT FOUR SPOOL
35.355.04		VALVE INLET SECTION
35.355.05		VALVE SECTION FORKLIFT LIFT
35.355.06		VALVE SECTION TILTABLE FORK
35.355.07		VALVE SECTION SIDE SHIFT AND AUXILIARY CONTROL
35.355.08		FLOW CONTROL VALVE
35.540.00		HYDRAULIC LINE INSTALLATION
35.540.01		HYDRAULIC LINES FILTER TO PRIORITY VALVE
35.540.02		HYDRAULIC LINE SPOOL VALVE TO TILT CYLINDER
35.540.03		HYDRAULIC LINES SPOOL VALVE TO SIDE SHIFT CYLINDER
35.740.00		CYLINDER ASSEMBLY FORK LIFT TILT
35.740.01		CYLINDER ASSEMBLY SIDESHIFT
35.740.02		CYLINDER ASSEMBLY MAST LIFT 6000 LB 15 FEET
35.740.03		CYLINDER ASSEMBLY MAST LIFT 6000 LB 22 FEET
35.740.04		CYLINDER ASSEMBLY MAST LIFT 8000 LB 15 FEET

TABLE OF CONTENTS

35.740.05		CYLINDER ASSEMBLY MAST LIFT 8000 LB 22 FEET
35.740.06		CYLINDER ASSEMBLY MAST LIFT 6000 LB 22 FEET
35.740.07		CYLINDER ASSEMBLY MAST LIFT 6000 LB 22 FEET
35.740.08		CYLINDER ASSEMBLY MAST LIFT 6000 LB 16 FEET
35.740.09		CYLINDER ASSEMBLY MAST LIFT 6000 LB 16 FEET
39.000.00		PICTORIAL INDEX, FRAME
39.100.01		FRAME CHASSIS
39.100.02		CHASSIS MAIN WIRE HARNESS INSTALLATION
39.140.01		COUNTERWEIGHT INSTALLATION
41.000.00		PICTORIAL INDEX, STEERING
41.101.01		STEERING COLUMN AND STEERING WHEEL INSTALLATION
41.200.01		STEERING HYDRAULIC LINES AND FITTINGS
41.216.01		STEERING CYLINDER ASSEMBLY, 2WD
41.216.02		STEERING CYLINDER ASSEMBLY, 4WD
55.000.00		PICTORIAL INDEX, ELECTRICAL SYSTEMS
55.015.01		ECU INSTALLATION
55.015.02		GLOW PLUG CONTROL UNIT INSTALLATION
55.100.01	01	CAB HARNESS MAIN
55.100.02		CAB REAR HARNESS INSTALLATION
55.100.03		FRONT CONSOLE HARNESS INSTALLATION
55.100.04		CAB HARNESS INSTALLATION
55.100.05		MOTOR ELECTRIC INSTALLATION (504388075)
55.101.01	02	MAIN CAB HARNESS ASSEMBLY
55.101.02		MAIN CHASSIS HARNESS ASSEMBLY
55.101.03		ROPS HARNESS ASSEMBLY
55.101.04		CAB REAR HARNESS ASSEMBLY
55.101.05		FRONT CONSOLE HARNESS ASSEMBLY
55.201.02		MOTOR ELECTRIC INSTALLATION (504381674)
55.202.01		BLOCK HEATER INSTALLATION
55.301.02		ENGINE, ALTERNATOR MOUNTING (504388098)
55.302.01		DUAL BATTERY INSTALLATION
55.302.02		SINGLE BATTERY INSTALLATION
55.404.01		CAB LIGHTING INSTALLATION
55.408.01		REVERSE ALARM AND HORN INSTALLATION
55.414.01		DIAGNOSTIC SENSOR (504388686)
55.512.00		INSTRUMENT CLUSTER INSTALLATION
55.512.01		CAB CONTROL SWITCHES
55.525.01		FOOT THROTTLE INSTALLATION
55.640.01		ELECTRONIC INJECTION (5801399729)
88.100.01		DIA KIT BLOCK HEATER
88.100.02		DIA KIT GRID HEATER
89.100.01		FORKS
90.000.00		PICTORIAL INDEX, PLATFORM, CAB, BODYWORK AND DECALS
90.100.01		ENGINE HOOD AND EXHAUST PIPE INSTALLATION
90.100.02		ENGINE SIDE PANEL INSTALLATION
90.108.01		CAB COVERS AND MOUNTING PARTS
90.108.01	01	CAB SWITCH LOCK UP
90.108.02		CAB FENDER AND ROPS INSTALLATION
90.108.03		DECALS COMMON ENGLISH
90.108.04		DECALS COMMON ENGLISH
90.108.05		DECALS COMMON SPANISH AND FRENCH CANADIAN

TABLE OF CONTENTS

90.114.01	ROPS HARNESS INSTALLATION
90.120.01	DELUXE SEAT, MECHANICAL SUSPENSION, INSTALLATION, (MILSCO)
90.120.02	DELUXE SEAT, MECHANICAL SUSPENSION, INSTALLATION (SEARS)
90.120.03	STANDARD SEAT, MECHANICAL SUSPENSION, INSTALLATION, (MILASCO)
90.120.04	STANDARD SEAT, MECHANICAL SUSPENSION, INSTALLATION, (SEARS)
90.120.05	SEAT, MECHANICAL SUSPENSION, DELUXE, (MILSCO)
90.120.06	SEAT, MECHANICAL SUSPENSION, STANDARD (MILSCO)

ALPHABETICAL INDEX	FIGURE	SEQ.
6000 LB 4.8 M (16 FT) FREE LIFT	35.100.03	01
6000 LB 6.6 M (22 FT) FREE LIFT	35.100.01	03
ACCUMULATOR ASSEMBLY	35.350.01	
AIR COOLER ASSEMBLY AND OIL COOLER ASSEMBLY	10.408.01	
AIR CLEANER ASSEMBLY	10.202.01	01
AIR CLEANER INSTALLATION	10.202.01	
BLOCK HEATER INSTALLATION	55.202.01	
BRAKE PEDAL ASSEMBLYS	33.120.01	
BRAKES MASTER CYLINDER, RESERVOIR INSTALLATION	33.202.01	
BRAKES, HYDRAULIC LINE INSTALLATION	33.202.02	
CAB CONTROL SWITCHES	55.512.01	
CAB COVERS AND MOUNTING PARTS	90.108.01	
CAB FENDER AND ROPS INSTALLATION	90.108.02	
CAB HARNESS INSTALLATION	55.100.04	
CAB HARNESS MAIN	55.100.01	01
CAB LIGHTING INSTALLATION	55.404.01	
CAB REAR HARNESS ASSEMBLY	55.101.04	
CAB REAR HARNESS INSTALLATION	55.100.02	
CAB SWITCH LOCK UP	90.108.01	01
CHARGE AIR COOLER, HOSE INSTALLATION	10.408.02	
CHASSIS MAIN WIRE HARNESS INSTALLATION	39.100.02	
COUNTERWEIGHT INSTALLATION	39.140.01	
CYLINDER ASSEMBLY FORK LIFT TILT	35.740.00	
CYLINDER ASSEMBLY SIDESHIFT	35.740.01	
CYLINDER ASSEMBLY MAST LIFT 6000 LB 15 FEET	35.740.02	
CYLINDER ASSEMBLY MAST LIFT 6000 LB 16 FEET	35.740.08	
CYLINDER ASSEMBLY MAST LIFT 6000 LB 16 FEET	35.740.09	
CYLINDER ASSEMBLY MAST LIFT 6000 LB 22 FEET	35.740.03	
CYLINDER ASSEMBLY MAST LIFT 6000 LB 22 FEET	35.740.07	
CYLINDER ASSEMBLY MAST LIFT 6000 LB 22 FEET	35.740.06	
CYLINDER ASSEMBLY MAST LIFT 8000 LB 15 FEET	35.740.04	
CYLINDER ASSEMBLY MAST LIFT 8000 LB 22 FEET	35.740.05	
DECALS COMMON ENGLISH	90.108.04	
DECALS COMMON ENGLISH	90.108.03	
DECALS COMMON SPANISH AND FRENCH CANADIAN	90.108.05	
DELUXE SEAT, MECHANICAL SUSPENSION, INSTALLATION (SEARS)	90.120.02	
DELUXE SEAT, MECHANICAL SUSPENSION, INSTALLATION, (MILSCO)	90.120.01	
DIA KIT BLOCK HEATER	88.100.01	
DIA KIT GRID HEATER	88.100.02	
DIFFERENTIAL LOCK INSTALLATION, 2WD AND 4WD	21.182.01	
DRIVE AXLE, DRIVE SHAFT	25.108.01	
DUAL BATTERY INSTALLATION	55.302.01	
ECU INSTALLATION	55.015.01	
ENGINE FAN INSTALLATIONS	10.414.01	
ENGINE HOOD AND EXHAUST PIPE INSTALLATION	90.100.01	
ENGINE MOUNTING	10.001.01	
ENGINE SIDE PANEL INSTALLATION	90.100.02	
FILTER AND CAPACITIES	05.100.03	
FILTER ASSEMBLY OIL	35.300.03	
FLOW CONTROL VALVE	35.355.08	
FOOT THROTTLE INSTALLATION	55.525.01	
FORK LIFT CYLINDER CONTROL	35.355.01	
FORKS	89.100.01	
FRAME CHASSIS	39.100.01	
FRONT CONSOLE HARNESS ASSEMBLY	55.101.05	
FRONT CONSOLE HARNESS INSTALLATION	55.100.03	

FRONT DRIVE BRAKE DIFFERENTIAL	25.102.01	
FRONT DRIVE DIFFERENTIAL	25.102.03	
FRONT DRIVE DIFFERENTIAL LOCK	25.102.02	
FRONT DRIVE HOUSING	25.100.02	
FRONT DRIVE HOUSING	25.100.01	
FRONT DRIVE PLANETARY	25.102.05	
FRONT DRIVE RING & PINION	25.102.04	
FUEL LINE INSTALLATION	10.218.01	
FUEL TANK ASSEMBLY	10.218.01	01
GLOW PLUG CONTROL UNIT INSTALLATION	55.015.02	
HYDRAULIC LINE INSTALLATION	35.540.00	
HYDRAULIC LINE SPOOL VALVE TO TILT CYLINDER	35.540.02	
HYDRAULIC LINES FILTER TO PRIORITY VALVE	35.540.01	
HYDRAULIC LINES SPOOL VALVE TO SIDE SHIFT CYLINDER	35.540.03	
HYDRAULIC LOAD CONTROL	35.350.00	
HYDRAULIC RESERVOIR BATTERY BOX INSTALLATION	35.300.02	
HYDRAULIC RESERVOIR AND BATTERY BOX	35.300.01	
INITIAL STOCKING LIST, LIST A	05.100.01	
INITIAL STOCKING LIST, LIST B	05.100.02	
INSTRUMENT CLUSTER INSTALLATION	55.512.00	
MAIN CHASSIS HARNESS ASSEMBLY	55.101.02	
MAIN PICTORIAL INDEX- COMPLETE UNIT	00.000.00	
MAST ASSEMBLY 6000 LB 4.5M 15 FEET	35.100.01	
MAST ASSEMBLY 6000 LB 6.6 M 22 FEET FREE LIFT	35.100.01	02
MAST ASSEMBLY 6000 LB FREE LIFT ONLY HYDRAULIC SYSTEM	35.100.02	01
MAST ASSEMBLY 6000LB 6.6 M (22FT)	35.100.04	02
MAST ASSEMBLY HOOK AND SHAFT FRAME	35.100.01	01
MAST, HOOK AND SHAFT FRAME 6000 LB 22 AND 16 FEET	35.100.02	02
MAST, 6000 LB, 4.8 M (16 FT) FREE LIFT	35.100.03	
MAST, 6000 LB, 6.6 M (22 FT)	35.100.04	
MAST, 6000 LB, HYDRAULIC SYSTEM	35.100.04	01
MAST, 8000 LB 15 FEET HOOK AND SHAFT FRAME	35.100.06	
MAST, 8000 LB 22 FEET	35.100.07	03
MAST, 8000 LB 6.6M 22 FEET	35.100.07	
MAST, HOOK AND SHAFT FRAME 6000 LB 60IN 15 AND 22 FEET	35.100.05	
MAST, HOOK AND SHAFT FRAME, 8000 LB	35.100.07	01
MAST, HOOK AND SHAFT FRAME, 8000 LB	35.100.06	01
MAST, SHAFT FRAME, 8000 LB	35.100.06	02
MAST, SHAFT FRAME, 8000 LB 22 FEET	35.100.07	02
MUFFLER INSTALLATION, DIESEL PARTICULANT FILTER	10.254.01	
OIL COOLER INSTALLATION, HARDWARE AND LINES	10.408.03	01
OIL COOLER INSTALLATION, HARDWARE AND LINES	10.408.03	02
PICTORIAL INDEX, STEERING	00.000.41	
PICTORIAL INDEX, AXLE FRONT	25.000.00	
PICTORIAL INDEX, AXLE FRONT	00.000.25	
PICTORIAL INDEX, BRAKES & CONTROLS	00.000.33	
PICTORIAL INDEX, BRAKES & CONTROLS	33.000.00	
PICTORIAL INDEX, ELECTRICAL SYSTEMS	00.000.55	
PICTORIAL INDEX, ELECTRICAL SYSTEMS	55.000.00	
PICTORIAL INDEX, ENGINE ATTACHMENTS	00.000.10	
PICTORIAL INDEX, FRAME	00.000.39	
PICTORIAL INDEX, FRAME	39.000.00	
PICTORIAL INDEX, HYDRAULIC SYSTEMS	00.000.35	
PICTORIAL INDEX, HYDRAULIC SYSTEMS	35.000.00	
PICTORIAL INDEX, PLATFORM, CAB, BODYWORK AND DECALS	00.000.90	
PICTORIAL INDEX, PLATFORM, CAB, BODYWORK AND DECALS	90.000.00	
PICTORIAL INDEX, REAR STEERING AXLE	00.000.27	
PICTORIAL INDEX, REAR STEERING AXLE	27.000.00	

PICTORIAL INDEX, STEERING	41.000.00	
PICTORIAL INDEX, TRANSMISSION	21.000.00	
PICTORIAL INDEX, ENGINE ATTACHMENTS	10.000.00	
PICTORIAL INDEX, TRANSMISSION	00.000.21	
PUMP ASSEMBLY, 18 GPM 586H	35.105.00	
PUMP ASSEMBLY, 24 GPM 588H	35.105.01	
REVERSE ALARM AND HORN INSTALLATION	55.408.01	
ROPS HARNESS ASSEMBLY	55.101.03	
ROPS HARNESS INSTALLATION	90.114.01	
SEAT, MECHANICAL SUSPENSION, DELUXE, (MILSCO)	90.120.05	
SEAT, MECHANICAL SUSPENSION, STANDARD (MILSCO)	90.120.06	
SINGLE BATTERY INSTALLATION	55.302.02	
STANDARD SEAT, MECHANICAL SUSPENSION, INSTALLATION, (MILASCO)	90.120.03	
STANDARD SEAT, MECHANICAL SUSPENSION, INSTALLATION, (SEARS)	90.120.04	
STEERING HYDRAULIC LINES AND FITTINGS	41.200.01	
STEERING AXLE DIFFERENTIAL, 4WD	27.106.01	
STEERING AXLE HOUSING SWIVEL, 2WD	27.550.03	
STEERING AXLE HOUSING, 2WD	27.550.02	
STEERING AXLE HOUSING, 4WD	27.100.02	
STEERING AXLE INSTALLATION, 2WD	27.550.01	
STEERING AXLE INSTALLATION, 4WD	27.100.01	
STEERING AXLE, DRIVE SHAFT	27.124.01	
STEERING AXLE, PLANETARY GEAR 4WD	27.120.02	
STEERING AXLE, REAR DRIVE SHAFTS, 4WD	27.100.03	
STEERING AXLE, RING AND PINION, 4WD	27.106.02	
STEERING AXLE, SWIVEL HOUSING, 4WD	27.450.01	
STEERING AXLE, WHEEL HUB AND BEARINGS, 2WD	27.120.01	
STEERING COLUMN AND STEERING WHEEL INSTALLATION	41.101.01	
STEERING CYLINDER ASSEMBLY, 2WD	41.216.01	
STEERING CYLINDER ASSEMBLY, 4WD	41.216.02	
TRANSMISSION CONTROL VALVE, 4WD	21.134.04	
TRANSMISSION HOUSING 4WD	21.111.01	02
TRANSMISSION HOUSING, 2WD	21.111.01	01
TRANSMISSION OIL FILTER, 2WD AND 4WD	21.100.02	01
TRANSMISSION OIL PUMP, 2WD AND 4WD	21.100.01	01
TRANSMISSION SHAFT, SECONDARY 4WD	21.154.02	02
TRANSMISSION SHAFT, PRIMARY AND REVERSE, 2WD AND 4WD	21.154.01	
TRANSMISSION SHAFT, SECONDARY, 2WD	21.154.02	01
TRANSMISSION SHIFTING UNIT	21.133.02	
TRANSMISSION TORQUE CONVERTER	21.700.01	
TRANSMISSION VALVE CONTROL	21.134.03	
TRANSMISSION, OIL COOLER LINE INSTALLATION	21.104.01	01
TRANSMISSION, INPUT/PTO SHAFT ASSEMBLY, 2WD AND 4WD	21.140.01	
TRANSMISSION, MOUNTING PARTS, STANDARD	21.111.03	
TRANSMISSION, OIL DIPSTICK	21.111.02	
TRANSMISSION, OUTPUT SHAFT, 4WD	21.154.03	
TRANSMISSION, PARKING BRAKE	33.110.01	
TRANSMISSION, SHIFT LEVER INSTALLATION	21.133.01	
VALVE CONTROL FORK LIFT FOUR SPOOL	35.355.03	
VALVE CONTROL FORK LIFT THREE SPOOL	35.355.02	
VALVE INLET SECTION	35.355.04	
VALVE SECTION FORKLIFT LIFT	35.355.05	
VALVE SECTION SIDE SHIFT AND AUXILIARY CONTROL	35.355.07	
VALVE SECTION TILTABLE FORK	35.355.06	

SECTION INDEX

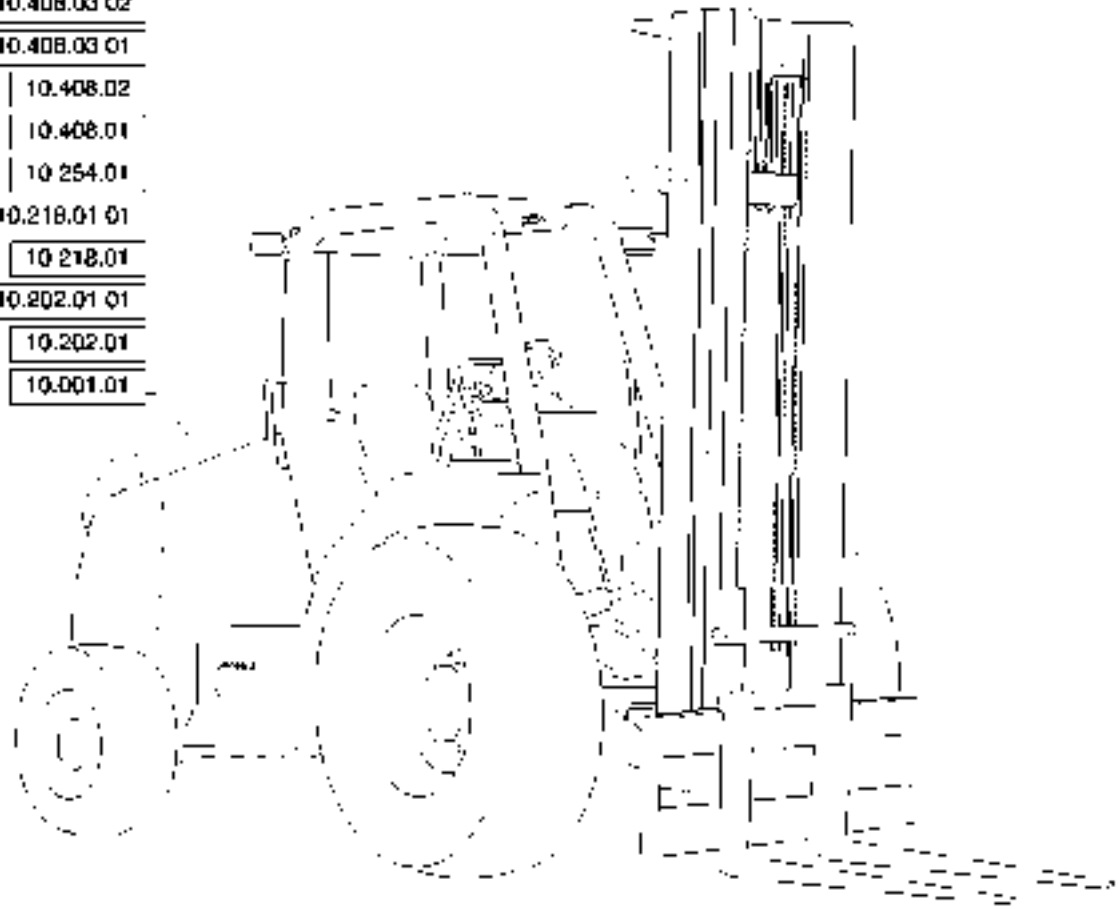
00 - Top level

00.000.10	PICTORIAL INDEX, ENGINE ATTACHMENTS
00.000.21	PICTORIAL INDEX, TRANSMISSION
00.000.25	PICTORIAL INDEX, AXLE FRONT
00.000.27	PICTORIAL INDEX, REAR STEERING AXLE
00.000.33	PICTORIAL INDEX, BRAKES & CONTROLS
00.000.35	PICTORIAL INDEX, HYDRAULIC SYSTEMS
00.000.39	PICTORIAL INDEX, FRAME
00.000.41	PICTORIAL INDEX, STEERING
00.000.55	PICTORIAL INDEX, ELECTRICAL SYSTEMS
00.000.90	PICTORIAL INDEX, PLATFORM, CAB, BODYWORK AND DECALS
27.000.00	PICTORIAL INDEX, REAR STEERING AXLE

PICTORIAL INDEX, ENGINE ATTACHMENTS



- 10.414.01
- 10.408.03 02
- 10.408.03 01
- 10.408.02
- 10.408.01
- 10.254.01
- 10.218.01 01
- 10.218.01
- 10.202.01 01
- 10.202.01
- 10.001.01



00.000.10

p1

05/12

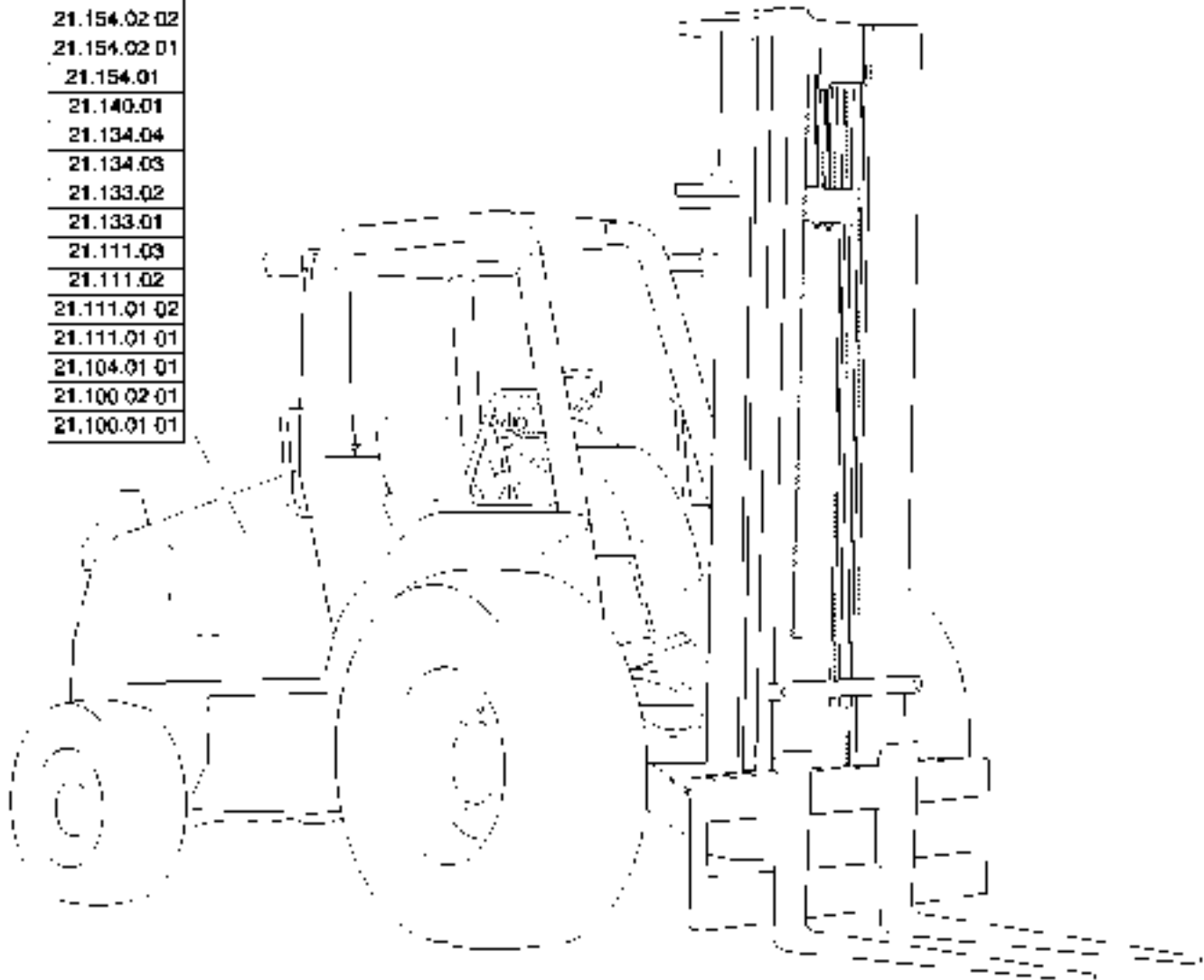
PICTORIAL INDEX, ENGINE ATTACHMENTS

REF	FN	PART NUMBER	YR/SN	QTY	DESCRIPTION
-----	----	-------------	-------	-----	-------------

					586H 588H
--	--	--	--	--	-----------

PICTORIAL INDEX, TRANSMISSION

- 21.700.01
- 21.182.01
- 21.154.03
- 21.154.02.02
- 21.154.02.01
- 21.154.01
- 21.140.01
- 21.134.04
- 21.134.03
- 21.133.02
- 21.133.01
- 21.111.03
- 21.111.02
- 21.111.01.02
- 21.111.01.01
- 21.104.01.01
- 21.100.02.01
- 21.100.01.01



00.000.21

p1

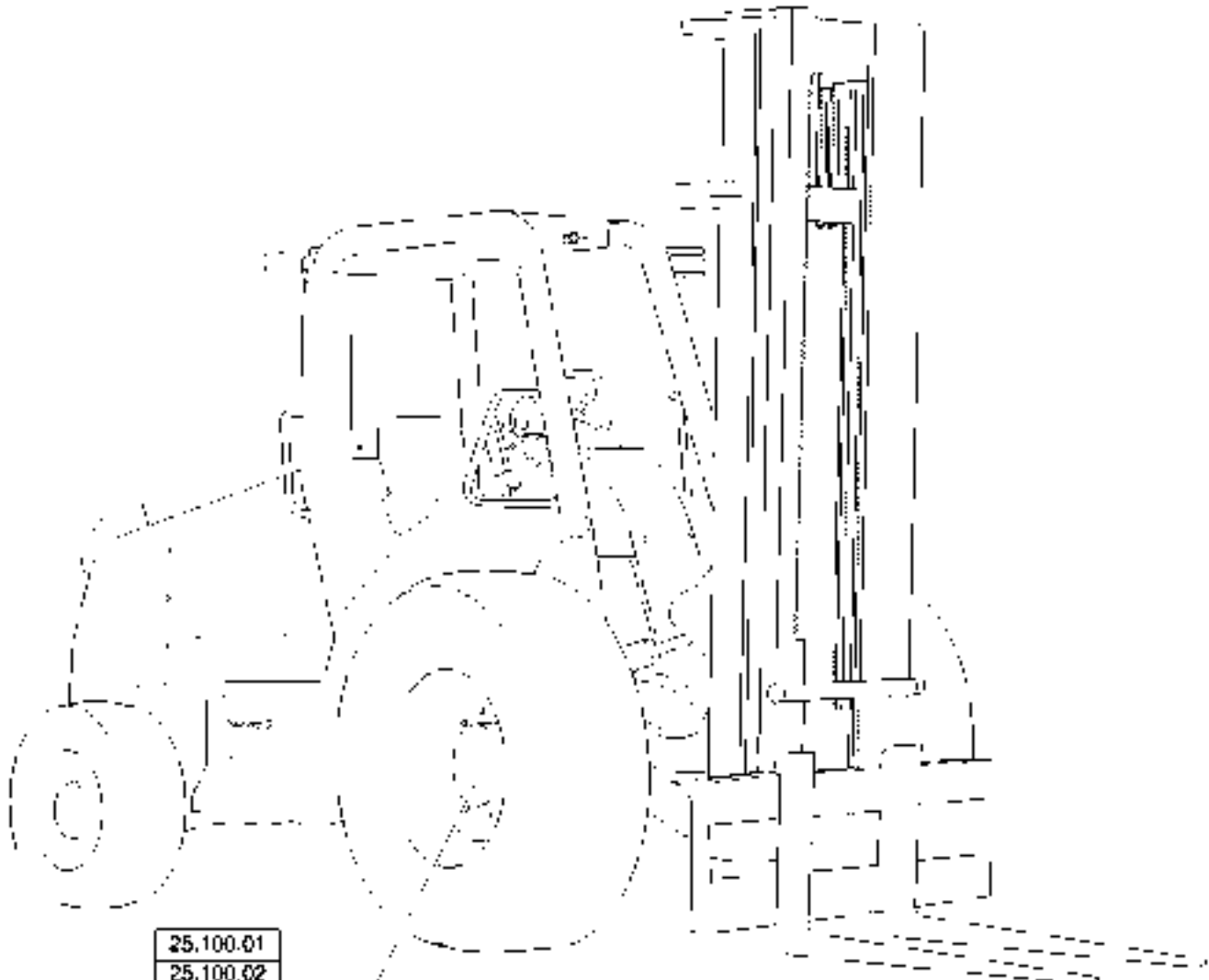
05/12

PICTORIAL INDEX, TRANSMISSION

REF	FN	PART NUMBER	YR/SN	QTY	DESCRIPTION
-----	----	-------------	-------	-----	-------------

					586H 588H
--	--	--	--	--	-----------

PICTORIAL INDEX, AXLE FRONT



25.100.01
25.100.02
25.102.01
25.102.02
25.102.03
25.102.04
25.102.05
25.108.01

00.000.25

p1

05/12

PICTORIAL INDEX, AXLE FRONT

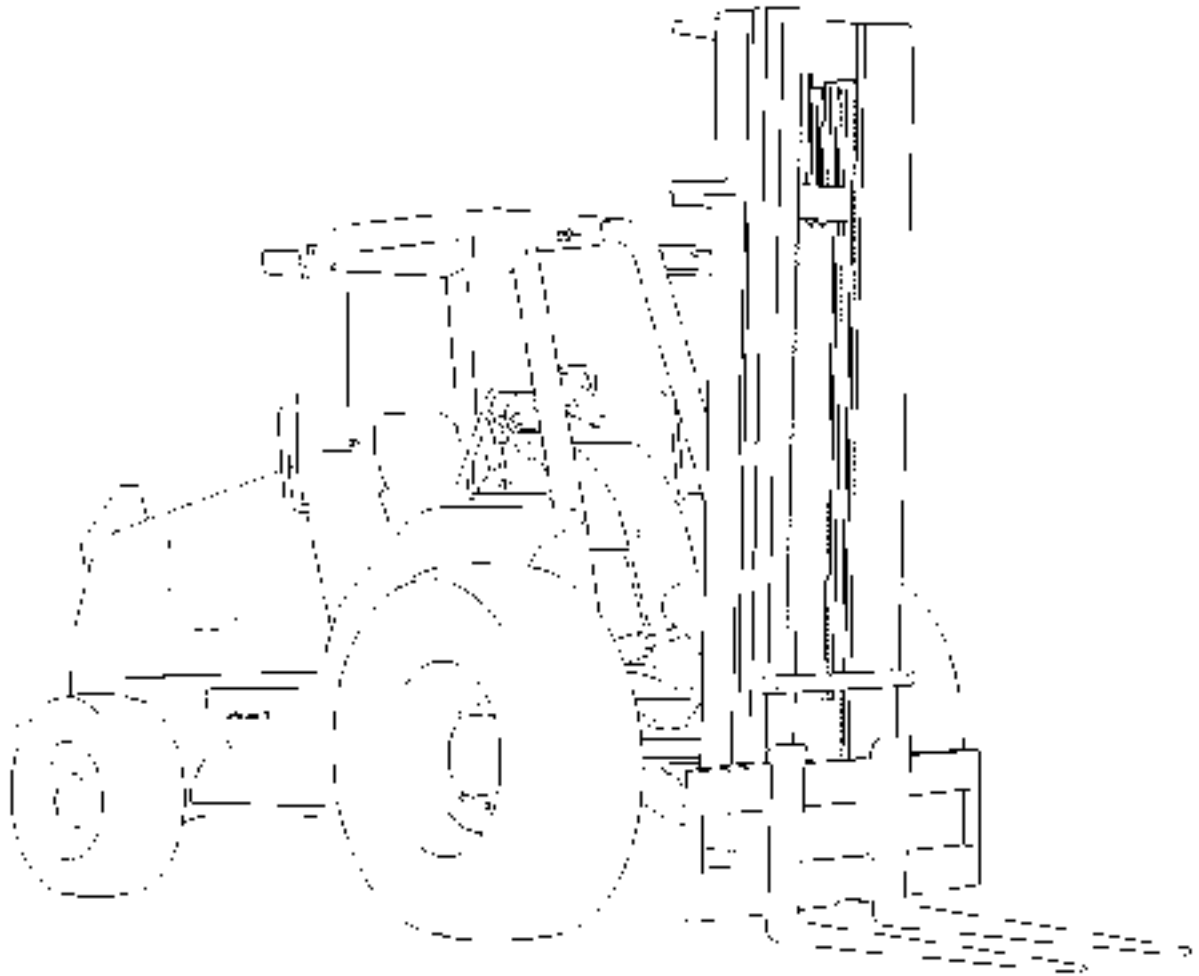
REF	FN	PART NUMBER	YR/SN	QTY	DESCRIPTION
-----	----	-------------	-------	-----	-------------

					586H 588H
--	--	--	--	--	-----------

PICTORIAL INDEX, REAR STEERING AXLE



- 27.550.03
- 27.550.02
- 27.550.01
- 27.450.01
- 27.124.01
- 27.120.02
- 27.120.01
- 27.106.02
- 27.106.01
- 27.100.03
- 27.100.02
- 27.100.01



00.000.27

p1

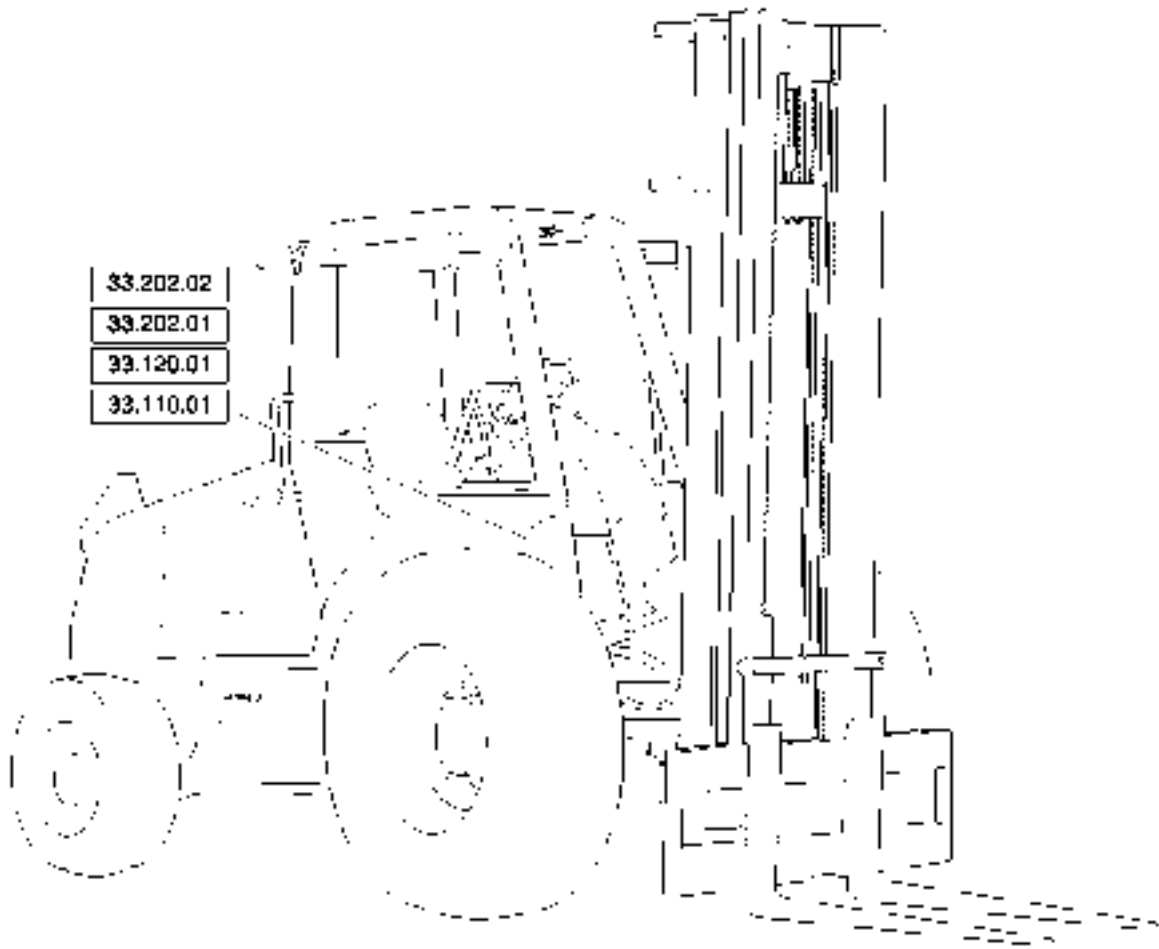
07/12

PICTORIAL INDEX, REAR STEERING AXLE

REF	FN	PART NUMBER	YR/SN	QTY	DESCRIPTION
-----	----	-------------	-------	-----	-------------

					586H 588H
--	--	--	--	--	-----------

PICTORIAL INDEX, BRAKES & CONTROLS



00.000.33

p1


07/12

PICTORIAL INDEX, BRAKES & CONTROLS

REF	FN	PART NUMBER	YR/SN	QTY	DESCRIPTION
-----	----	-------------	-------	-----	-------------

					586H 588H
--	--	--	--	--	-----------

PICTORIAL INDEX, HYDRAULIC SYSTEMS



35.100.01
35.100.01.01
35.100.01.02
35.100.01.03
35.100.02.01
35.100.02.02
35.100.03
35.100.03.01
35.100.04
35.100.04.01
35.100.04.02
35.100.06
35.100.06
35.100.08.01

35.100.08.02
35.100.07
35.100.07.01
35.100.07.02
35.100.07.03
35.105.00
35.105.01
35.300.01
35.300.02
35.300.03
35.350.00
35.350.01

35.355.01
35.355.02
35.355.03
35.355.04
35.355.05
35.355.06
35.355.07
35.355.08
35.640.00
35.640.01
35.640.02
35.640.03

35.740.00
35.740.01
35.740.02
35.740.03
35.740.04
35.740.05
35.740.06
35.740.07
35.740.08
35.740.09

00.000.35

p1


07/12

PICTORIAL INDEX, HYDRAULIC SYSTEMS

REF	FN	PART NUMBER	YR/SN	QTY	DESCRIPTION
-----	----	-------------	-------	-----	-------------

					586H 588H
--	--	--	--	--	-----------

PICTORIAL INDEX, FRAME



38.100.01
39.100.02
39.140.01

00.000.39

p1

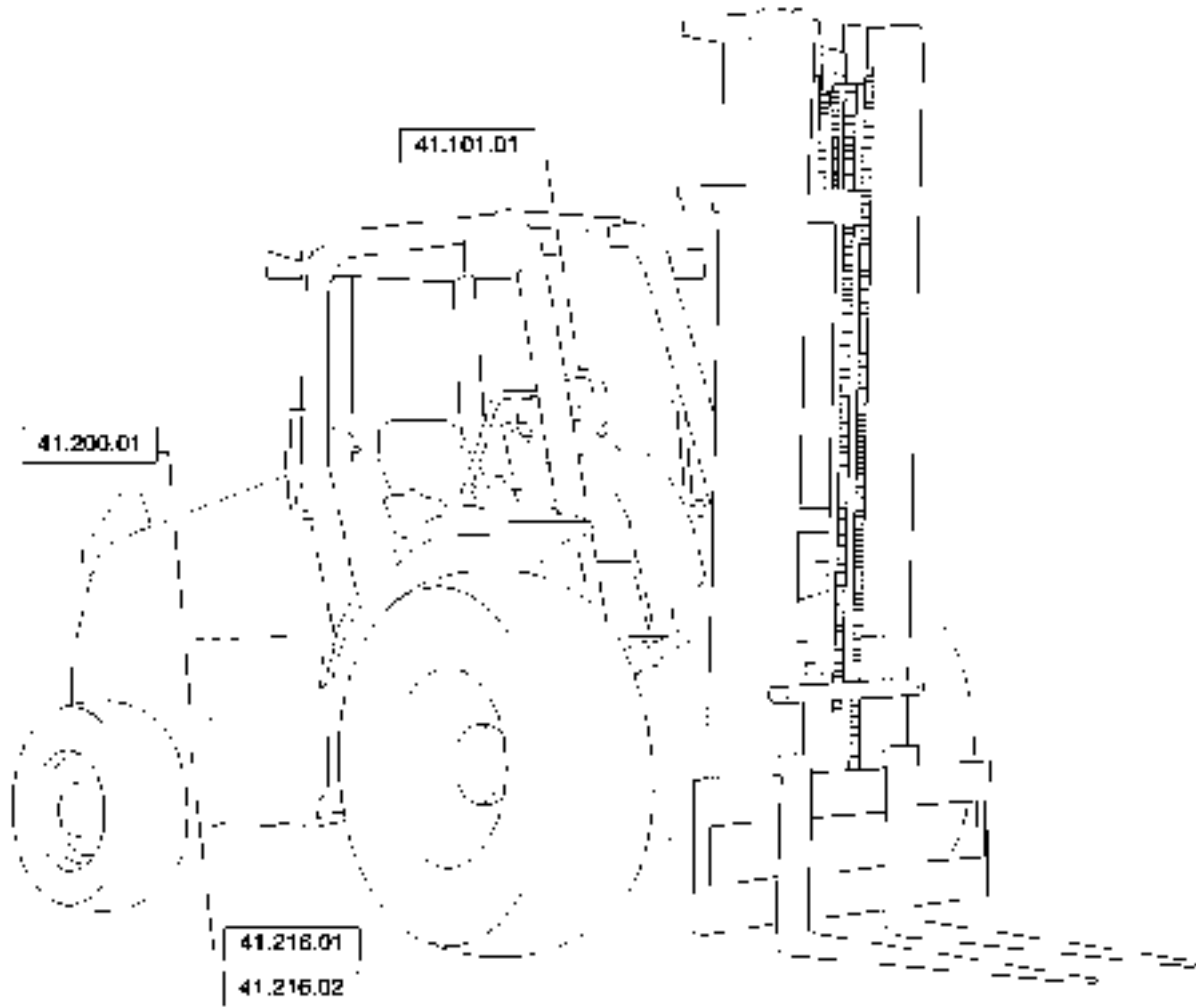
07/12

PICTORIAL INDEX, FRAME

REF	FN	PART NUMBER	YR/SN	QTY	DESCRIPTION
-----	----	-------------	-------	-----	-------------

					586H 588H
--	--	--	--	--	-----------

PICTORIAL INDEX, STEERING



00.000.41

p1

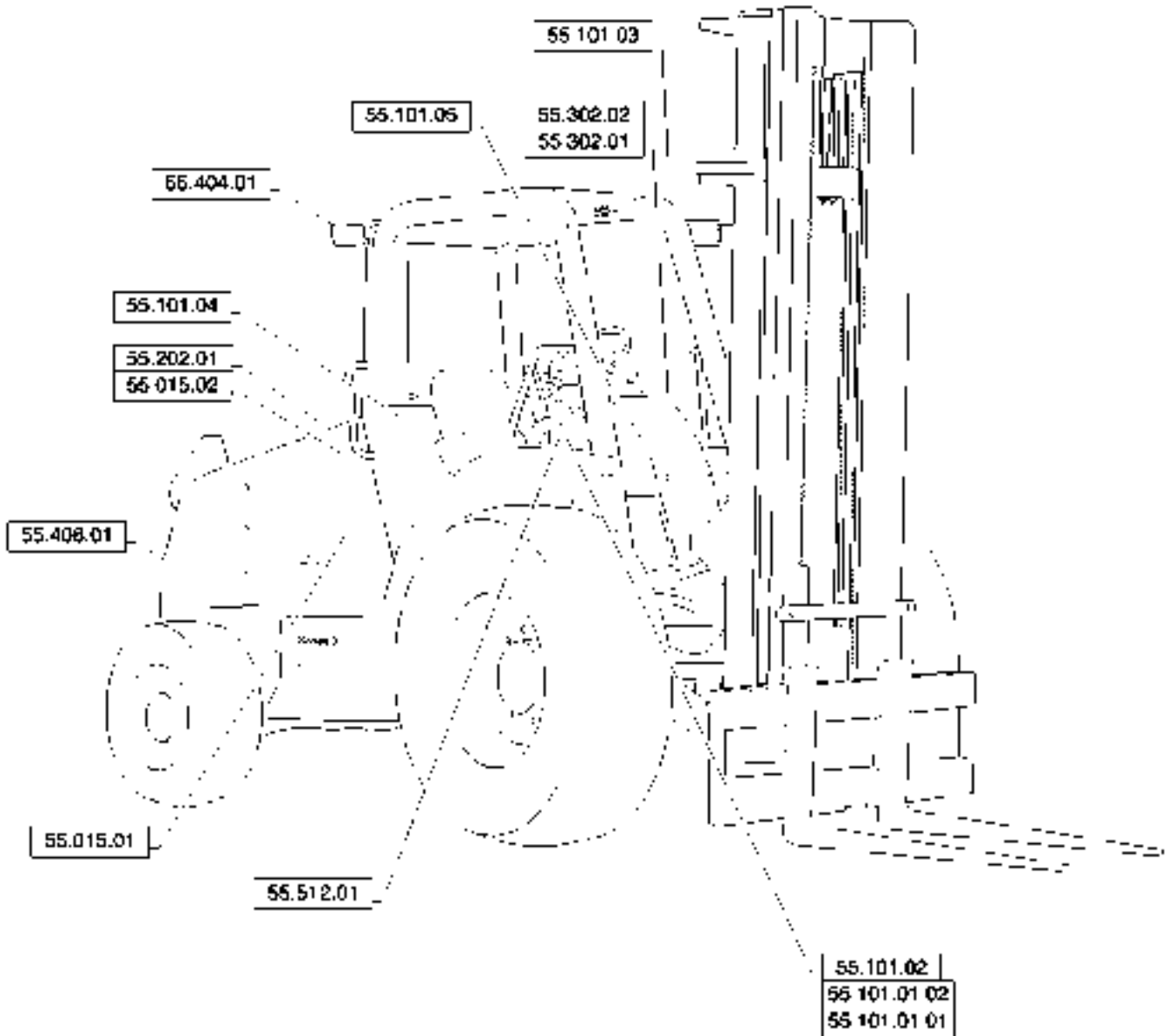
07/12

PICTORIAL INDEX, STEERING

REF	FN	PART NUMBER	YR/SN	QTY	DESCRIPTION
-----	----	-------------	-------	-----	-------------

					586H 588H
--	--	--	--	--	-----------

PICTORIAL INDEX, ELECTRICAL SYSTEMS



00.000.55

p1

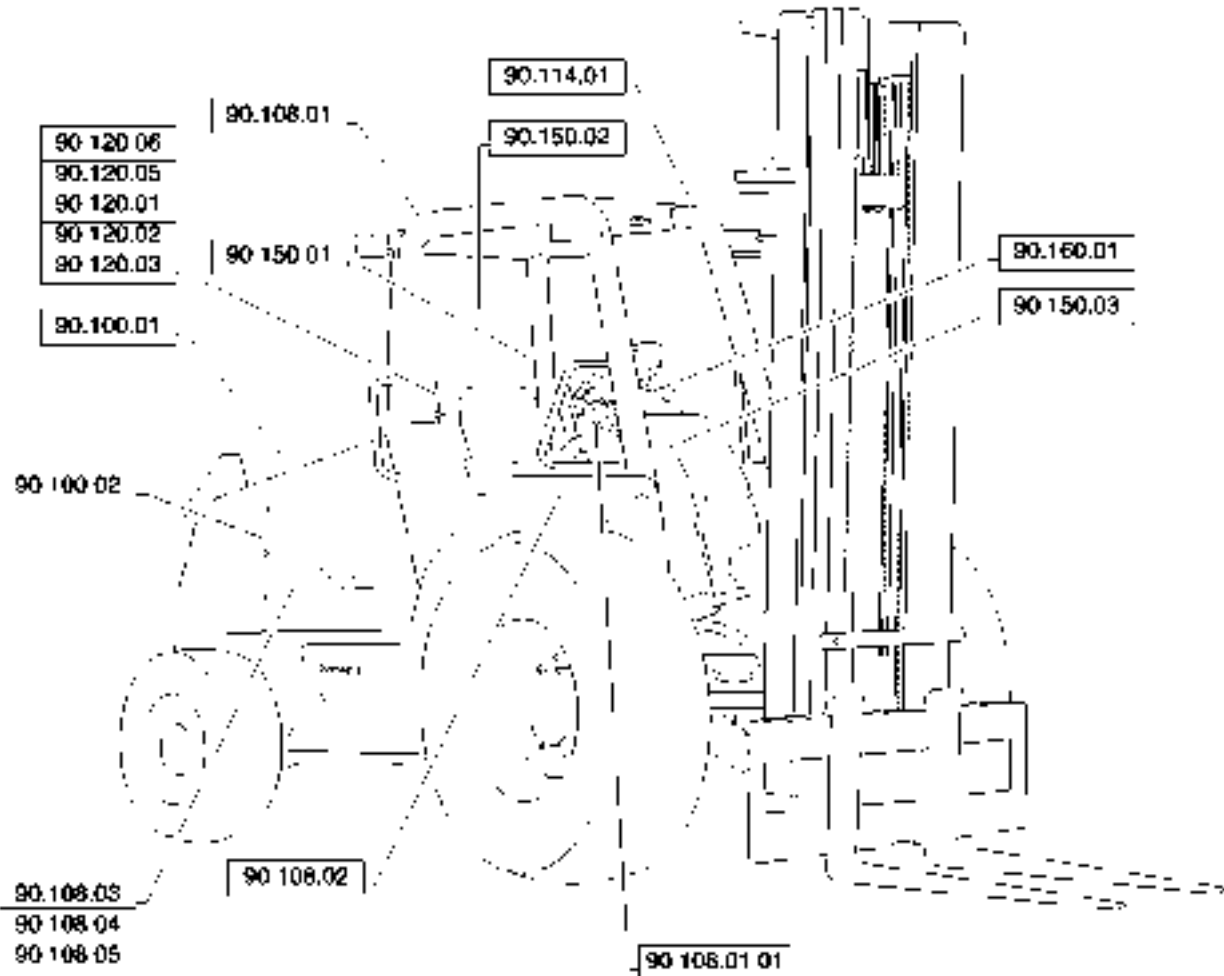
07/12

PICTORIAL INDEX, ELECTRICAL SYSTEMS

REF	FN	PART NUMBER	YR/SN	QTY	DESCRIPTION
-----	----	-------------	-------	-----	-------------

					586H 588H
--	--	--	--	--	-----------

PICTORIAL INDEX, PLATFORM, CAB, BODYWORK AND DECALS



00.000.90

p1

07/12

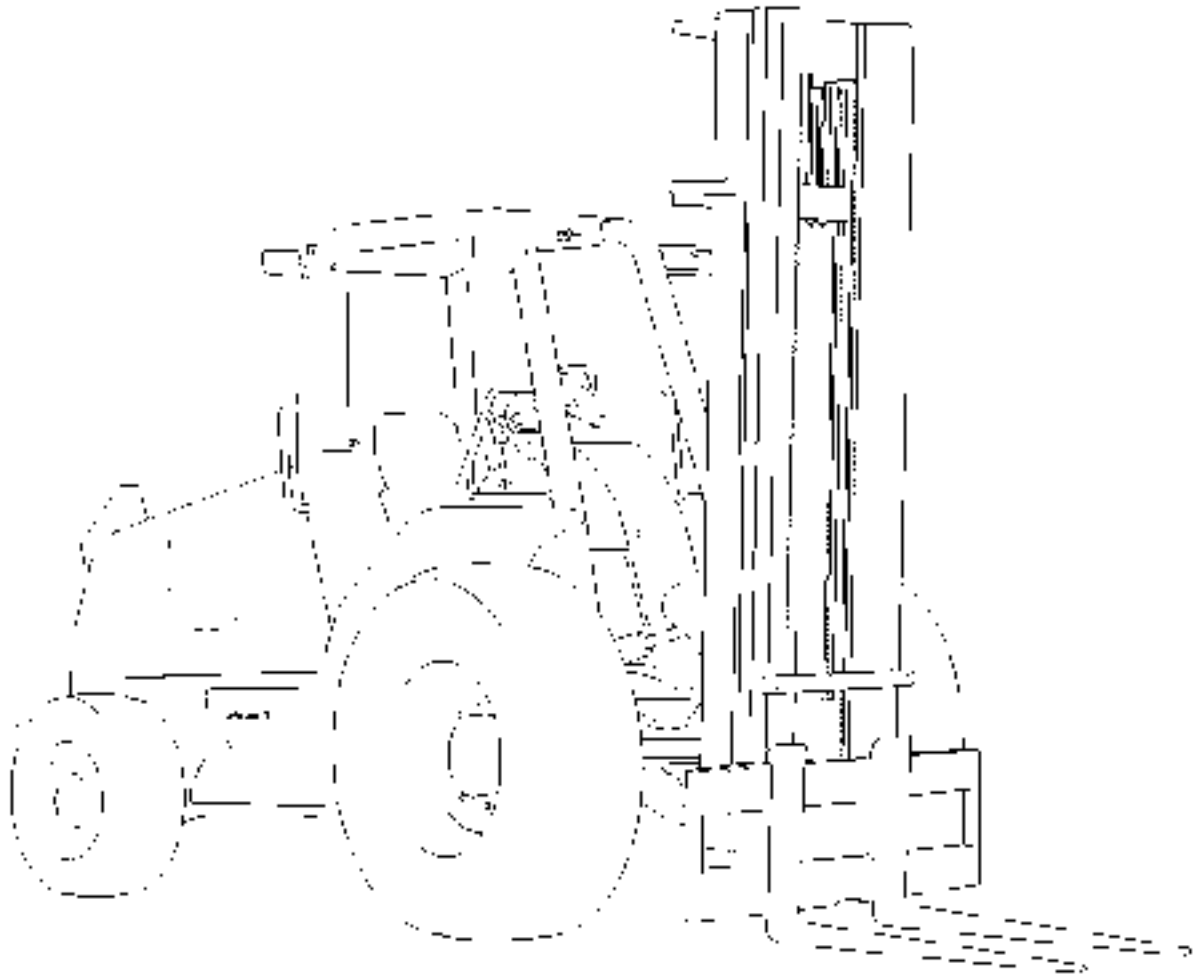
PICTORIAL INDEX, PLATFORM, CAB, BODYWORK AND DECALS

REF	FN	PART NUMBER	YR/SN	QTY	DESCRIPTION
-----	----	-------------	-------	-----	-------------

					586H 588H
--	--	--	--	--	-----------

PICTORIAL INDEX, REAR STEERING AXLE

- 27.550.03
- 27.550.02
- 27.550.01
- 27.450.01
- 27.124.01
- 27.120.02
- 27.120.01
- 27.106.02
- 27.106.01
- 27.100.03
- 27.100.02
- 27.100.01



27.000.00

p1

05/12

PICTORIAL INDEX, REAR STEERING AXLE

REF	FN	PART NUMBER	YR/SN	QTY	DESCRIPTION
-----	----	-------------	-------	-----	-------------

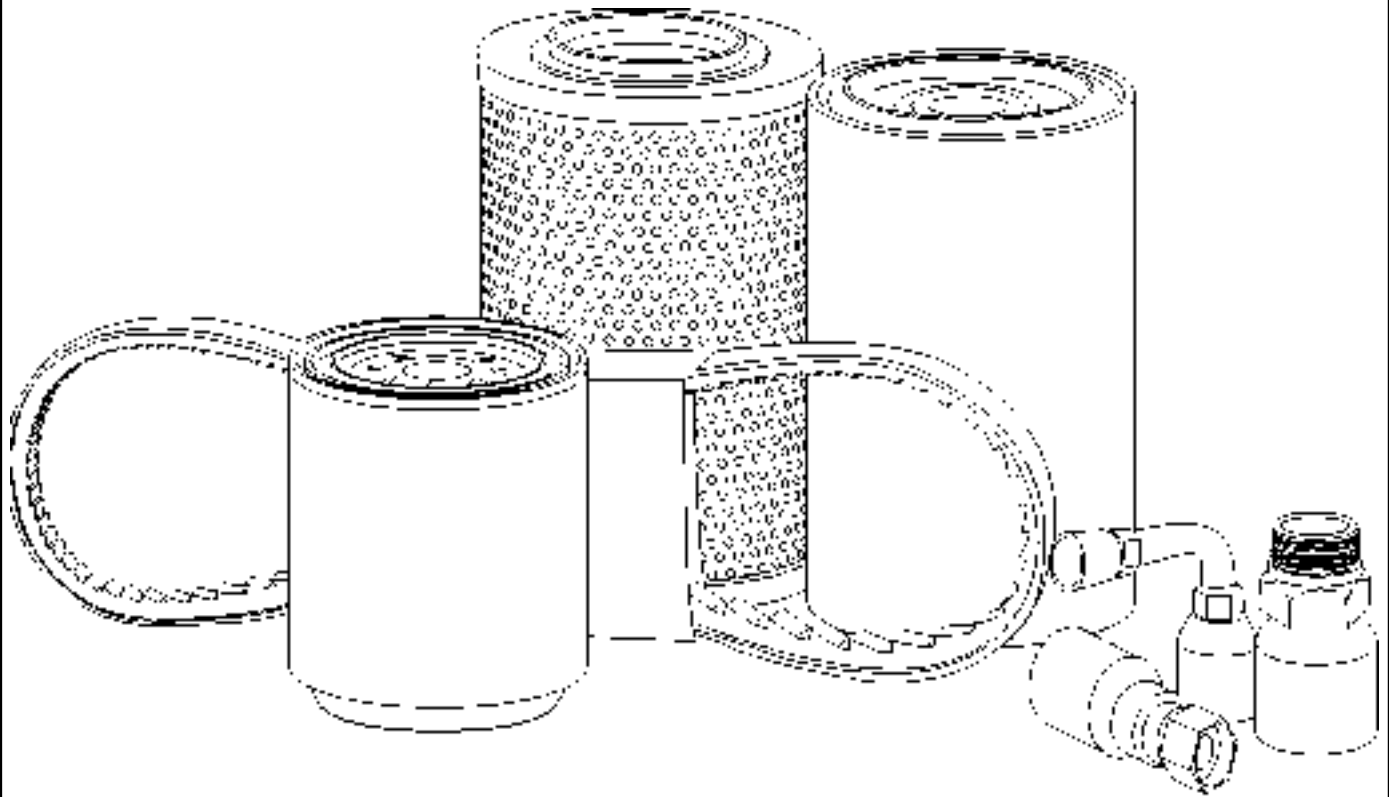
					586H 588H
--	--	--	--	--	-----------

SECTION INDEX

05 - Machine Completion and Equipment

05.100.01	INITIAL STOCKING LIST, LIST A
05.100.02	INITIAL STOCKING LIST, LIST B
05.100.03	FILTER AND CAPACITIES

INITIAL STOCKING LIST, LIST A

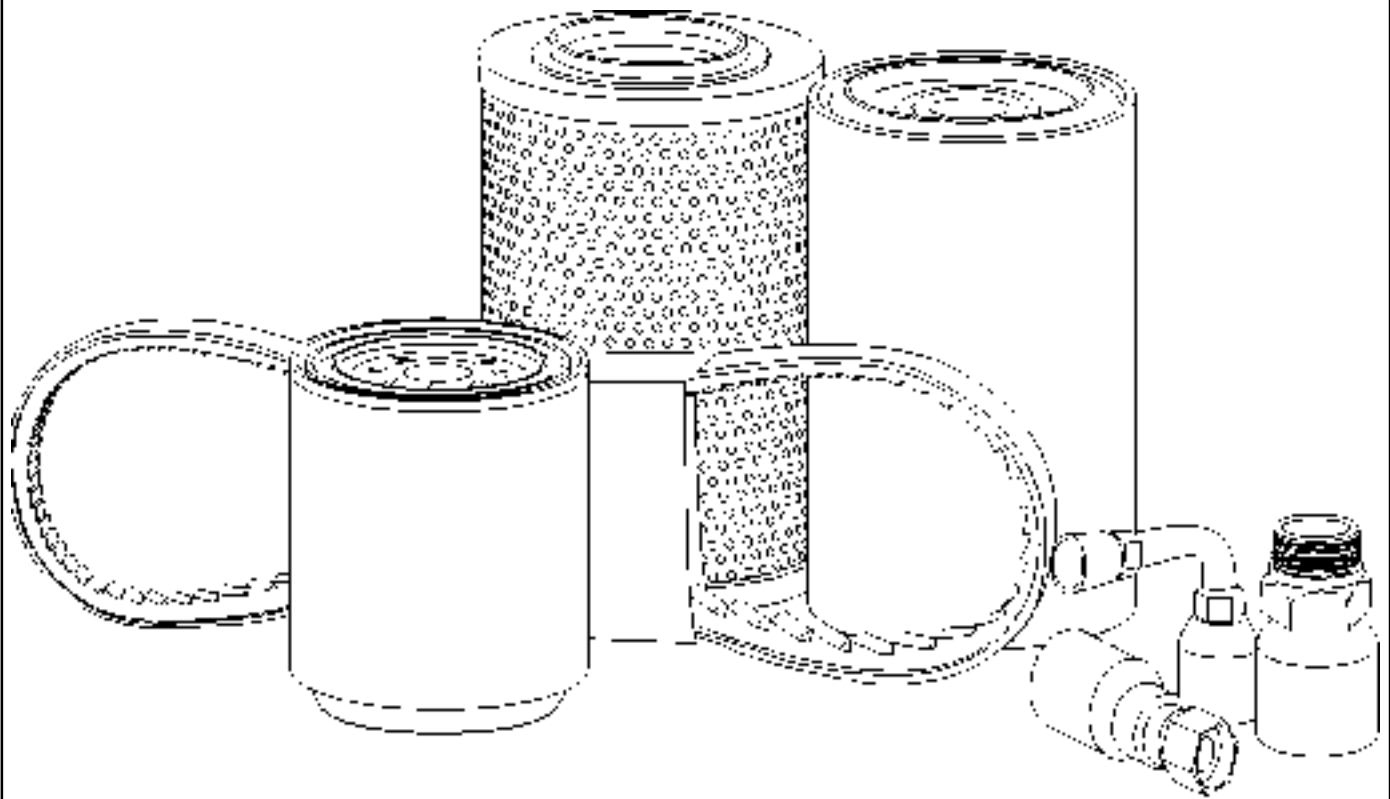


INITIAL STOCKING LIST, LIST A

REF	FN	PART NUMBER	YR/SN	QTY	DESCRIPTION
		{LIST A}			Parts Required for Planned Maintenance
1		122536A1		1	FILTER ASSY, FILTER ASSEMBLY, HYDRAULIC OIL
2		254686A2		1	FILTER, FILTER, OIL TRANSMISSION
3		278534A1		1	FILTER SCREEN, FILTER, SUCTION SCREEN OIL
4		504075145		1	ELEMENT, FILTER, BREATHER ELEMENT
5		504182851		1	ENGINE OIL FILTER, FILTER, ENGINE OIL
6		84239751		1	HYDRAULIC OIL FILTER, FILTER, HYDRAULIC OIL
7		84392298		1	FILTER, FILTER, FUEL
8		85804347		1	PRESCREENER, PRESCREENER, PRE-CLEANER
9		85826230		1	BELT, 28.48 mm W x 1440.00 mm L, 8 Ribs, BELT, FAN
10		87682993		1	AIR FILTER, ENGINE AIR FILTER, PRIMARY
11		87682999		1	AIR FILTER, ENGINE AIR FILTER, SECONDARY
12		87803445		1	FUEL FILTER, FILTER, FUEL

586H 588H

INITIAL STOCKING LIST, LIST B

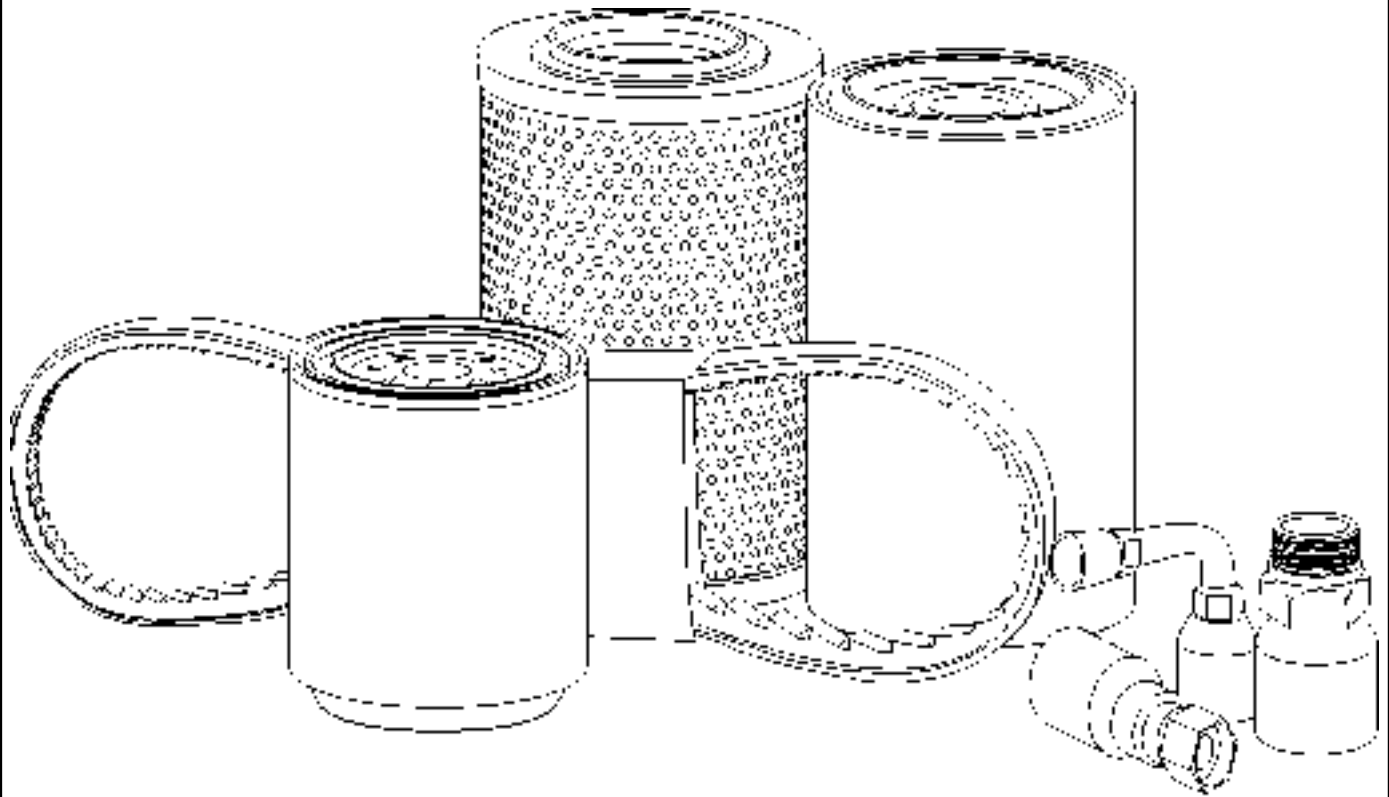


INITIAL STOCKING LIST, LIST B

REF	FN	PART NUMBER	YR/SN	QTY	DESCRIPTION
1		10395890		1	FUSE, FUSE, 5AMP
2		10401190		1	FUSE, FUSE, 20AMP
3		10402190		1	FUSE, FUSE, 30AMP
4		138595A1		1	FILLER CAP, HYDRAULIC TANK CAP
5		144219A1		1	HOSE, HOSE ASSAEMBLY, STEERING
6		1543256C1		1	SEAL KIT, KIT, SEAL REPAIR
7		181250A1		1	CONNECTION,ELECTRIC, SWITCH
8		1964831C2		1	SET OF 2 KEYS, KEY, IGNITION (2)
9		239408A1		1	SWITCH, SWITCH, ROCKER 4WD P/S XMSN
10		277377R1		1	HOUSING, BOWL, PRE-CLEANER
11		278328A1		1	SWITCH, SWITCH, SHUTTLE
12		282775A1		1	IGNITION SWITCH, SWITCH, IGNITION, W/PAD
13		2830734		1	THERMOSTAT, THERMOSTAT
14		284431A1		1	SENDER, SENDER, FUEL EMISSION
15		2852136		1	CAP, CAP, OIL FILLER
16		2852741		1	SOLENOID, SOLENOID
17		2852889		1	PRESSURE SWITCH, SWITCH, OIL PRESSURE
18		2856350		1	SENSOR, SENSOR, KSB WATER TEMPERATURE
19		339361A1		1	SPRING, SPRING, GAS
20		347706A3		1	RELAY, RELAY, SEALED TIME DELAY
21		529068		1	BULB, #1156, 12V, LAMP, BULB
22		5801367249		1	THERMOSTAT, THERMOSTAT
23		73534		1	COVER, COVER
24		84271717		1	RELAY, RELAY, 70A SEALED
25		84286040		1	SENSOR, SENSOR, LAMBDA UHEGO
26		84286249		1	SENSOR, SENSOR, DPF DELTA PRESSURE
27		84292399		1	DIODE, HARNESS, DIODE KEY
28		84355325		1	SPIDER, SPIDER ASSEMBLY
29		84355357		1	SPIDER, SPIDER ASSEMBLY
30		84394768		1	SENSOR, SENSOR, DPF TEMPERATURE
31		85803019		1	FILLER CAP, CAP, FILLER, PRESSURIZED
32		86537133		1	BULB, C6, #1157, 12.8V, BULB
33		87355337		1	RELAY, RELAY, HEAVY DUTY SEALED 45AMP
34		87408481		1	SENDER UNIT, SENDER, FUEL
35		87482353		1	SENSOR, SENSOR, TEMPERATURE

586H 588H

INITIAL STOCKING LIST, LIST B

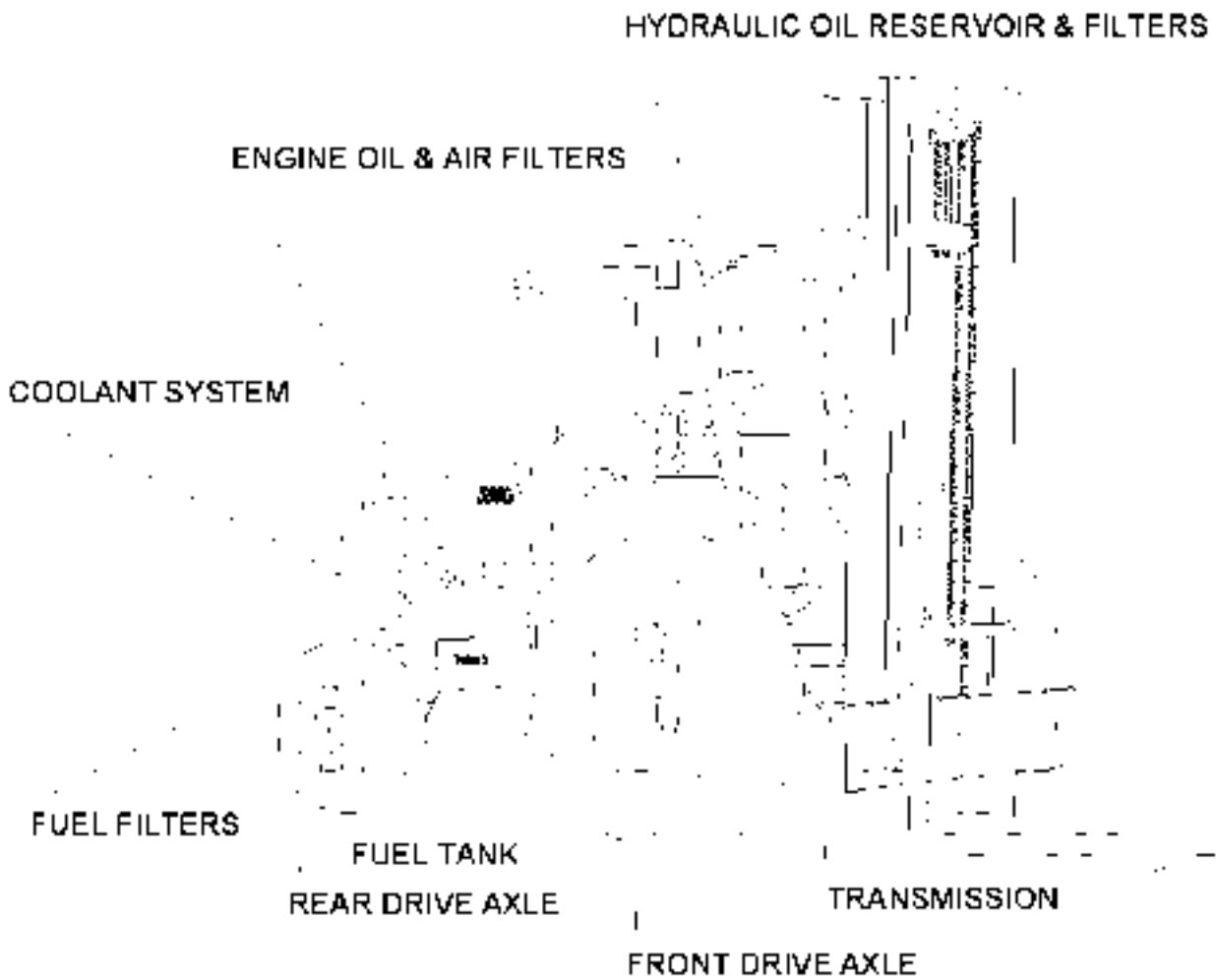


INITIAL STOCKING LIST, LIST B

REF	FN	PART NUMBER	YR/SN	QTY	DESCRIPTION
36		87522595		1	FUSE, FUSE, MINI 7.5AMP
37		87522597		1	FUSE, FUSE, MINI 10AMP
38		87524877		1	FUSE, FUSE, MINI 15AMP
39		87528887		1	ALARM, ALARM, BACK-UP
40		87578455		1	FLASHER UNIT, FLASHER, HAZARD & TURN
41		87655334		1	RELAY, RELAY, 35AMP MICRO
42		87701313		1	SENSOR, SENSOR, PRESSURE
43		87701329		1	SOLENOID, ELECTROVALVE, TRANSMISSION
44		9703399		1	BULB, BULB
45		D121152		1	LAMP, LAMP ASSEMBLY
46		D135384		1	LAMP, LAMP ASSEMBLY, HAZARD & TURN
47		D138955		1	SWITCH, SWITCH, PRESSURE STOP LIGHT
48		D148108		1	SWITCH, SWITCH, BRAKE
49		N14784		1	KIT, KIT

586H 588H

FILTER AND CAPACITIES



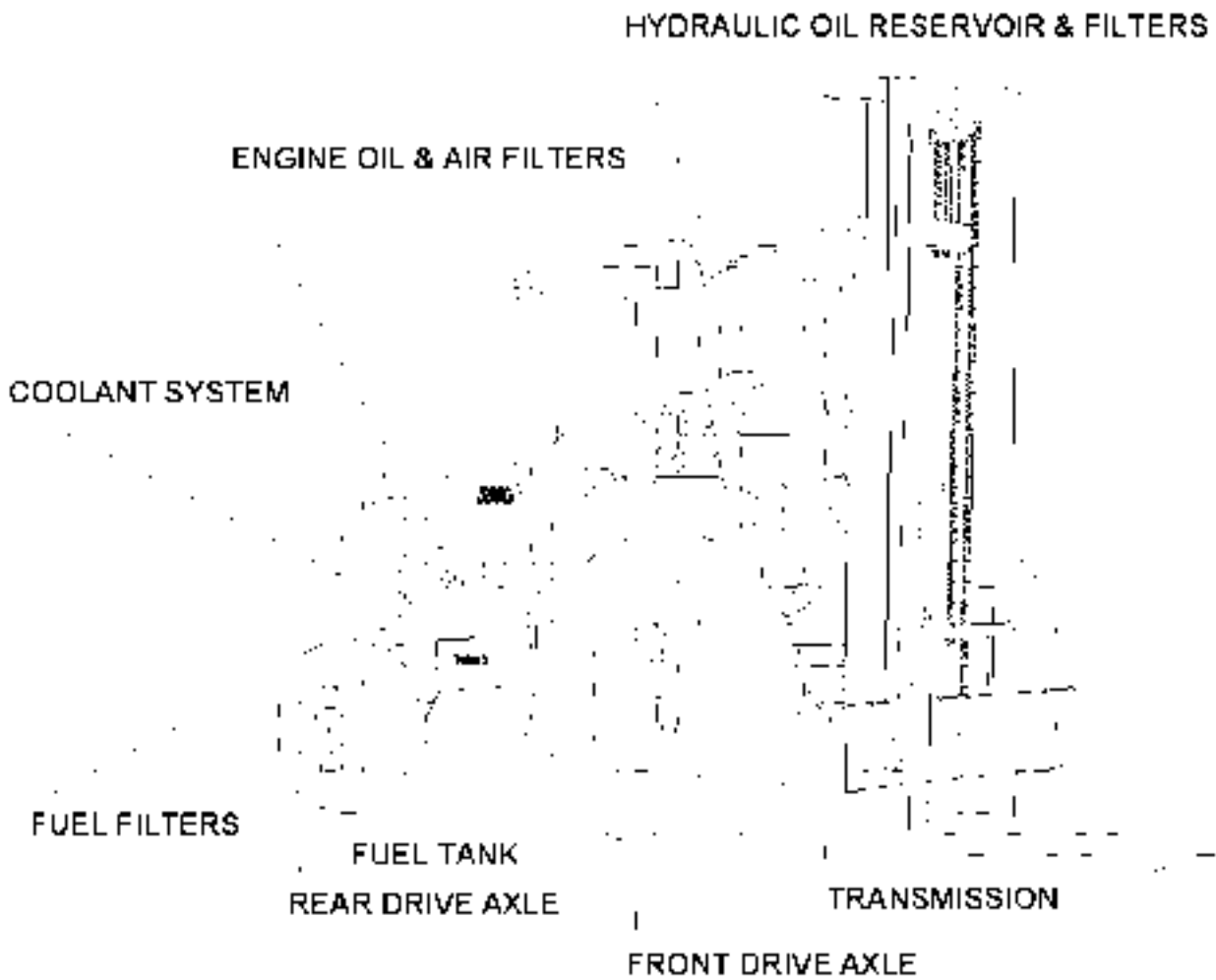
FILTER AND CAPACITIES

REF	FN	PART NUMBER	YR/SN	QTY	DESCRIPTION
		{}			Cooling System Capacity, 15.82 Liters (16.72 US Quarts)
		{}			Coolant Type, CNH XHD Coolant-Antifreeze
		J908616		1	ENGINE OIL FILTER, Single pkg qty. For multi pkg [qty.12] order J908616MP, ENGINE OIL, Upgrade with Synthetic Media or MicroLoc
		LF3345		1	ENGINE OIL FILTER, ENGINE OIL, Upgrade with Synthetic Media or MicroLoc, Ship Direct Part
1, 2, 3		87803261		1	ENGINE OIL FILTER, ENGINE OIL
		128781A1		1	AIR FILTER, ENGINE AIR, Outer
		AF25524		1	AIR FILTER, ENGINE AIR, Outer, Ship Direct Part
		128782A1		1	AIR FILTER, ENGINE AIR, Inner
		AF25521		1	AIR FILTER, ENGINE AIR, Inner, Ship Direct Part
		N9025		1	HYDRAULIC OIL FILTER, HYDRAULIC OIL
4, 5, 6, 7		HF6555		1	HYDRAULIC OIL FILTER, HYDRAULIC OIL, Ship Direct Part
		87400496		1	FILTER, FUEL, In-Line
		FF5289		1	FUEL FILTER, FUEL, In-Line, Ship Direct Part
		87803194		1	FUEL FILTER, FUEL, Fuel/Water Separator
8, 9, 10, 11, 12, 13		FS19773		1	SEPARATOR, FUEL, Fuel/Water Separator, Ship Direct Part

- (1) Engine Oil Capacity With Filter Change, 12.87 Liters (3.4 US Gallons)
- (2) Engine Oil Capacity Without Filter Change, 10.03 Liters (2.65 US Gallons)
- (3) Engine Oil Type, CASE No. 1 SAE 10W30
- (4) Hydraulic Oil Capacity Entire System, 68.14 Liters (18 US Gallons)
- (5) Hydraulic Oil Capacity, Reservoir With Filter, 54.89 Liters (14.5 US Gallons)
- (6) Hydraulic Oil Capacity, Reservoir Without Filter, 53 Liters (14 US Gallons)
- (7) Hydraulic Oil Type, CASE Akcela Hy-Tran Ultra
- (8) Front Drive Axle Capacity, Center Bowl, 14.20 Liters (15 US Quarts)
- (9) Front Drive Axle Capacity, Wheel End (Each), 1.5 Liters (1.6 US Quarts)
- (10) Front Drive Axle Oil Type, CASE Akcela Hy-Tran Ultra
- (11) Fuel Tank Capacity, 117 Liters (31 US Gallons), No. 2 Diesel
- (12) Rear Drive Axle Oil Capacity Center Bowl, 5.49 Liters (5.8 US Quarts)
- (13) Rear Drive Axle Oil Capacity Wheel End (Each), 0.66 Liters (0.70 US Quarts)
- (14) Rear Drive Axle Oil Type, CASE Akcela Hy-Tran Ultra

586H 588H

FILTER AND CAPACITIES



FILTER AND CAPACITIES

REF	FN	PART NUMBER	YR/SN	QTY	DESCRIPTION
		254686A2		1	FILTER, Transmission Oil, 588G
		HF35150		1	HYDRAULIC OIL FILTER, Transmission Oil, Ship Direct Part, 588G
		}			Transmission Capacity, 2 Wheel Drive Entire System, 17.98 Liters (19.0 US Quarts), 588G
		}			Transmission Capacity, 2 Wheel Drive Refill With or Without Filter Change, 16 Liters (16.92 US Quarts), 588G
		}			Transmission Capacity, 4 Wheel Drive Entire System, 20.82 Liters (22 US Quarts), 588G
	1	}			Transmission Capacity, 4 Wheel Drive Refill With or Without Filter Change, 18.47 Liters (19.52 US Quarts), 588G & 586G

(1) Transmission Oil Type, CASE Akcela Hy-Tran Ultra

	586H 588H
--	------------------

SECTION INDEX

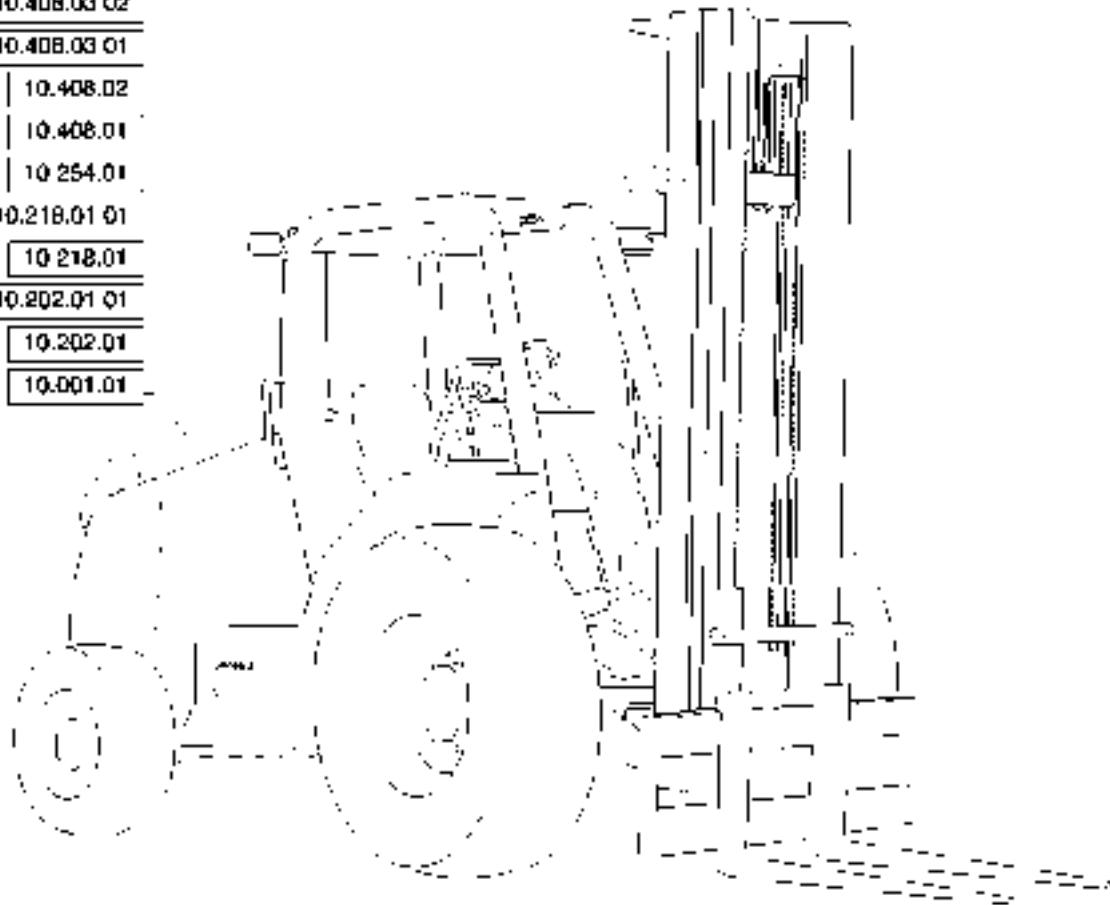
10 - Engine

10.000.00		PICTORIAL INDEX, ENGINE ATTACHMENTS
10.000.01	01	PICTORIAL INDEX - ENGINE (5801398328)
10.000.01	02	PICTORIAL INDEX - ENGINE (5801398328)
10.001.01		ENGINE ASSY (5801398328)
10.001.01		ENGINE MOUNTING
10.001.02		CYLINDER BLOCK & RELATED PARTS (504384812)
10.012.04		HOOKS - ENGINE (5801492325)
10.101.01	01	CYLINDER HEAD & RELATED PARTS (504388233)
10.101.01	02	CYLINDER HEAD & RELATED PARTS (504388234)
10.101.02		CYLINDER HEAD COVERS (5801408168)
10.101.03		ENGINE BREATHERS (504381675)
10.102.01		OIL SUMP & RELATED PARTS (504387314)
10.103.01		CRANKSHAFT (504388935)
10.103.02		ENGINE, FLYWHEEL (5801383904)
10.103.03		FLYWHEEL CASE (504191985)
10.105.01		PISTON - ENGINE (5801363216)
10.105.02		CONNECTING ROD (504379086)
10.106.01		CAMSHAFT - TIMING CONTROL (5801361387)
10.106.02		CAMSHAFT - TIMING CONTROL (5801376676)
10.106.03		CAMSHAFT - TIMING CONTROL (504379044)
10.114.01		POWER TAKE OFF (5801382584)
10.114.02		POWER TAKE OFF (5801405723)
10.202.01		AIR CLEANER INSTALLATION
10.202.01	01	AIR CLEANER ASSEMBLY
10.206.01		FUEL FILTER (504389026)
10.206.02		FILTER ENGINE OIL (504245481 - 504332922)
10.218.01		PIPING - FUEL (504388936)
10.218.01		FUEL LINE INSTALLATION
10.218.01	01	FUEL TANK ASSEMBLY
10.218.02		INJECTION EQUIPMENT - INJECTOR (504381673)
10.218.03		INJECTION EQUIPMENT - PIPING (504388245)
10.247.01		INJECTION PUMP (504388245)
10.250.01		TURBOCHARGING (5801511064)
10.254.01		INTAKE MANIFOLD (5801504800 - 504389180)
10.254.01		MUFFLER INSTALLATION, DIESEL PARTICULANT FILTER
10.254.05		EXHAUST MANIFOLD (504389744)
10.254.06		EXHAUST MANIFOLD (5801504641)
10.304.01	01	PUMP, ENGINE OIL & RELATED PARTS (5801406438)
10.304.01	02	PUMP, ENGINE OIL & RELATED PARTS (504382676)
10.304.03		OIL PUMP PIPING (504154691)
10.400.01		PIPING - ENGINE COOLING SYSTEM (504386309)
10.402.01		TEMPERATURE CONTROL (THERMOSTAT) - (5801367247)
10.402.02		WATER PUMP & RELATED PARTS (504386949)
10.408.01		HEAT EXCHANGER (5801508975)
10.408.01		AIR COOLER ASSEMBLY AND OIL COOLER ASSEMBLY
10.408.02		CHARGE AIR COOLER, HOSE INSTALLATION
10.408.03	01	OIL COOLER INSTALLATION, HARDWARE AND LINES
10.408.03	02	OIL COOLER INSTALLATION, HARDWARE AND LINES
10.414.01		ENGINE FAN INSTALLATIONS
10.414.03		BELT PULLEY DRIVE & COVER (5801393168)

PICTORIAL INDEX, ENGINE ATTACHMENTS



- 10.414.01
- 10.408.03 02
- 10.408.03 01
- 10.408.02
- 10.408.01
- 10.254.01
- 10.218.01 01
- 10.218.01
- 10.202.01 01
- 10.202.01
- 10.001.01



10.000.00

p1

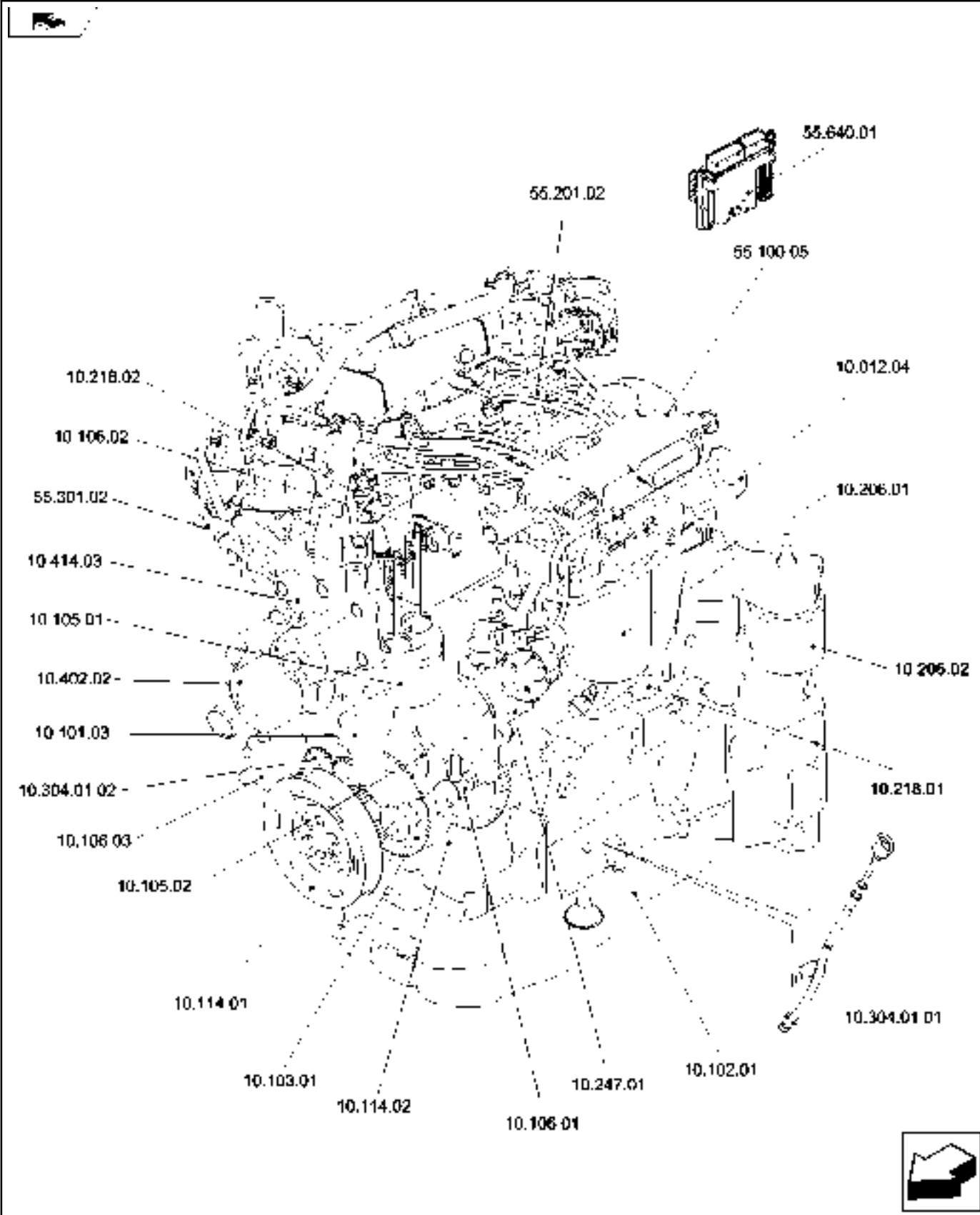
06/12

PICTORIAL INDEX, ENGINE ATTACHMENTS

REF	FN	PART NUMBER	YR/SN	QTY	DESCRIPTION
-----	----	-------------	-------	-----	-------------

					586H 588H
--	--	--	--	--	-----------

PICTORIAL INDEX - ENGINE (5801398328)



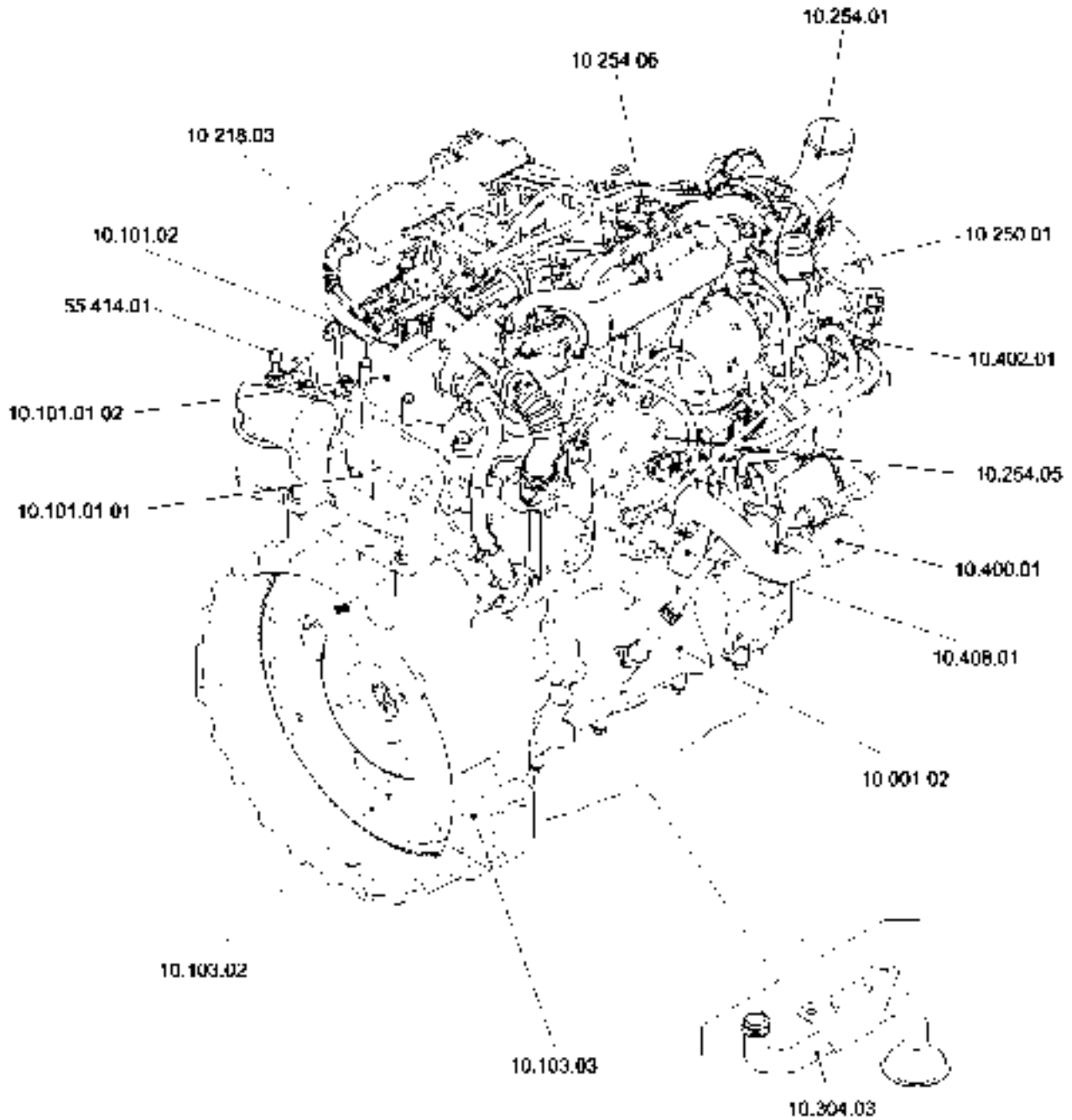
PICTORIAL INDEX - ENGINE (5801398328)

REF	FN	PART NUMBER	YR/SN	QTY	DESCRIPTION
-----	----	-------------	-------	-----	-------------

--	--	--	--	--	--

	586H 588H
--	-----------

PICTORIAL INDEX - ENGINE (5801398328)



PICTORIAL INDEX - ENGINE (5801398328)

REF	FN	PART NUMBER	YR/SN	QTY	DESCRIPTION
-----	----	-------------	-------	-----	-------------

--	--	--	--	--	--

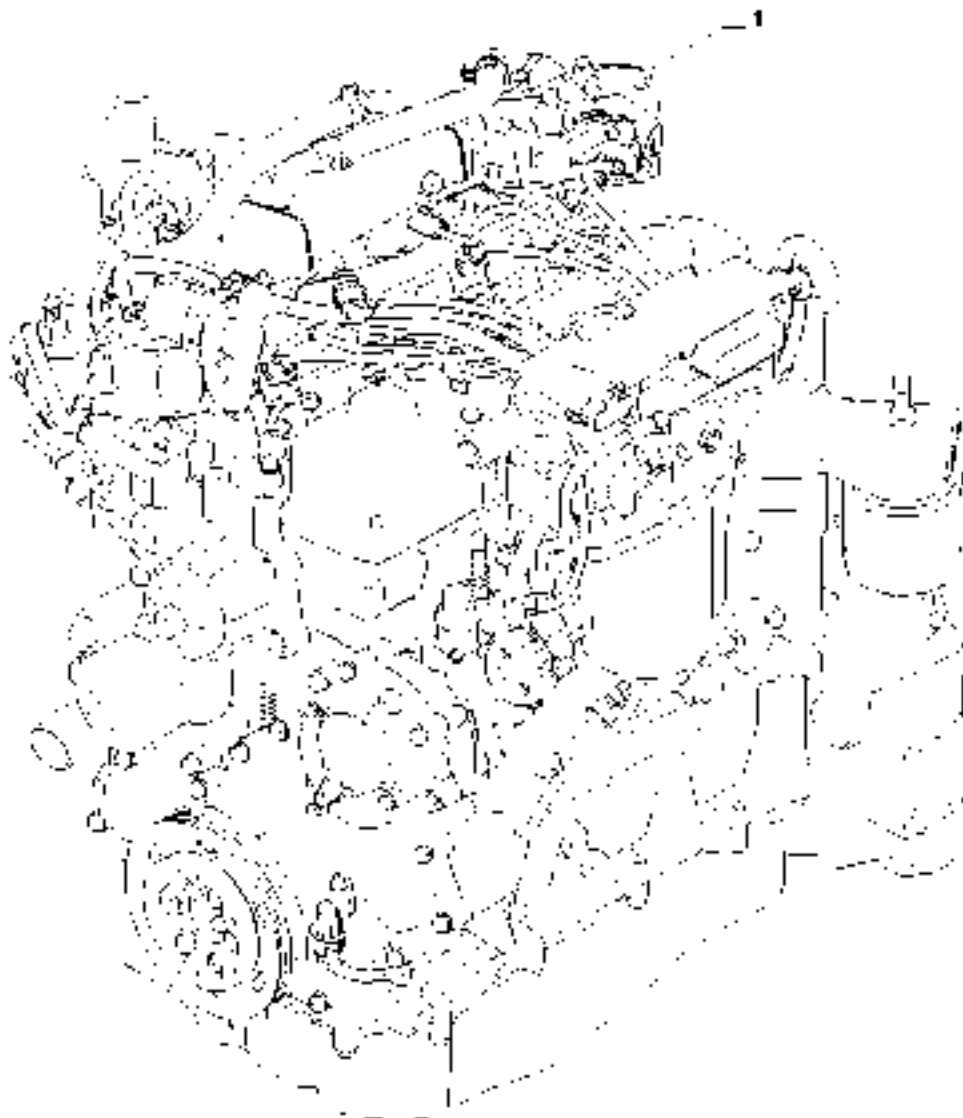
	586H 588H
--	-----------

ENGINE ASSY (5801398328)



2

3



ENGINE ASSY (5801398328)

REF	FN	PART NUMBER	YR/SN	QTY	DESCRIPTION
1		84281129		1	ENGINE, F5HFL413B*A001
2		8097868		1	ENGINE OVERHAUL KIT
3		8097869		1	ENGINE TOP GASKETS KIT

	586H 588H
--	------------------

ENGINE MOUNTING

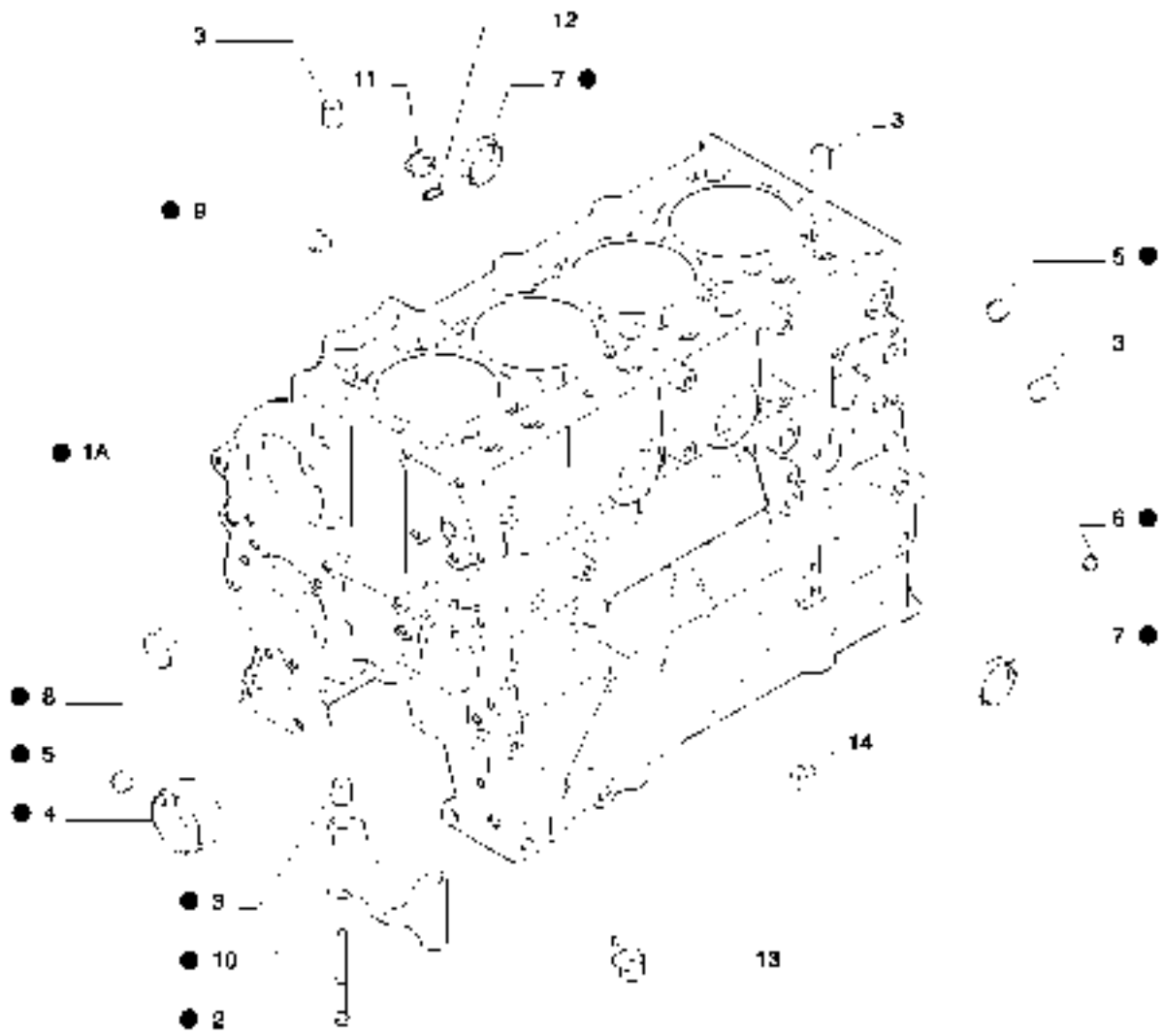


ENGINE MOUNTING

REF	FN	PART NUMBER	YR/SN	QTY	DESCRIPTION
1		321246		2	BOLT, Hex, M16 x 120, 8.8
2		47395221		4	WASHER, WASHER; Replaces 87630175 This Application
3		84385963		4	MOUNT
4		84563990		1	BRACKET, Right Hand Mount
5		896-11012		6	WASHER, M13.5 x 24.5 x 3, HT
6		614-12035		6	BOLT, Hex, M12 x 35, 8.8, Full Thd
7		86592702		2	WASHER, M16 x 45 x 6, HT
8		832-10416		2	LOCK NUT, M16 x 2, CI 8
9		84563992		1	BRACKET

588H 586H

CYLINDER BLOCK & RELATED PARTS (504384812)

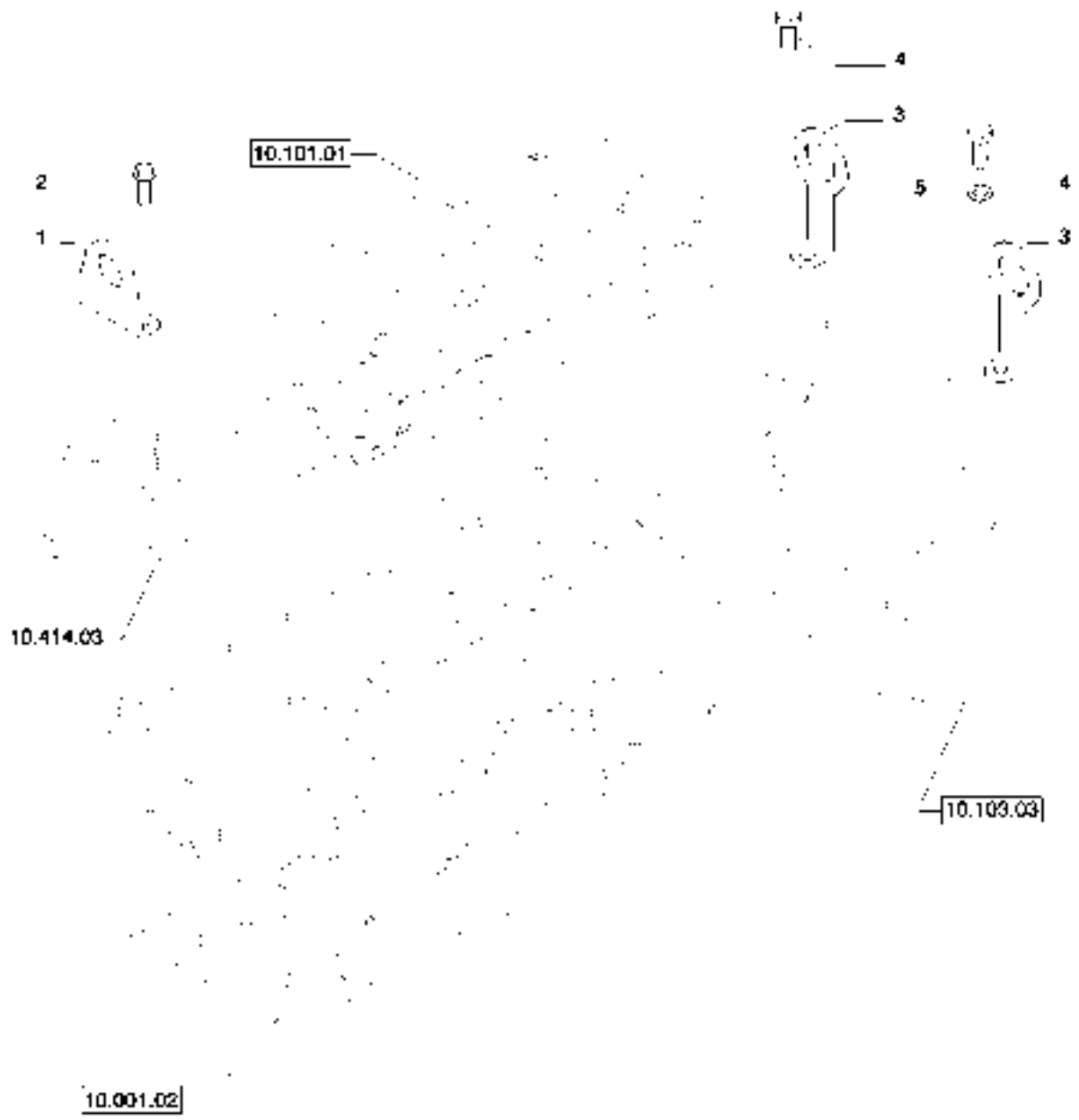


CYLINDER BLOCK & RELATED PARTS (504384812)

REF	FN	PART NUMBER	YR/SN	QTY	DESCRIPTION
1		504371226		1	CYLINDER BLOCK, ASSY Contains Ref.1A - 9
1A		NSS		1	NOT SERVICED SEPARATELY
2		4891353		10	SCREW, Flg Hd, M12 x 1.5 x 120
3		7300019		14	DOWEL
4		4895040		1	BUSHING
5		504051238		3	PLUG
6		504138060		4	PLUG, D = 1/8"
7		14329901		5	PLUG, M40, Tapered
8		16990970		1	PLUG, D = 30 mm
9		504016052		1	PLUG, M14 x 1.5
10		NSS		4	NOT SERVICED SEPARATELY
10		NSS		1	NOT SERVICED SEPARATELY
11		504356829		1	PIPE FITTING
12		504077652		1	SEAL
13		5801363466		4	BUSHING
14		17917015		1	PLUG

586H 588H

HOOKS - ENGINE (5801492325)

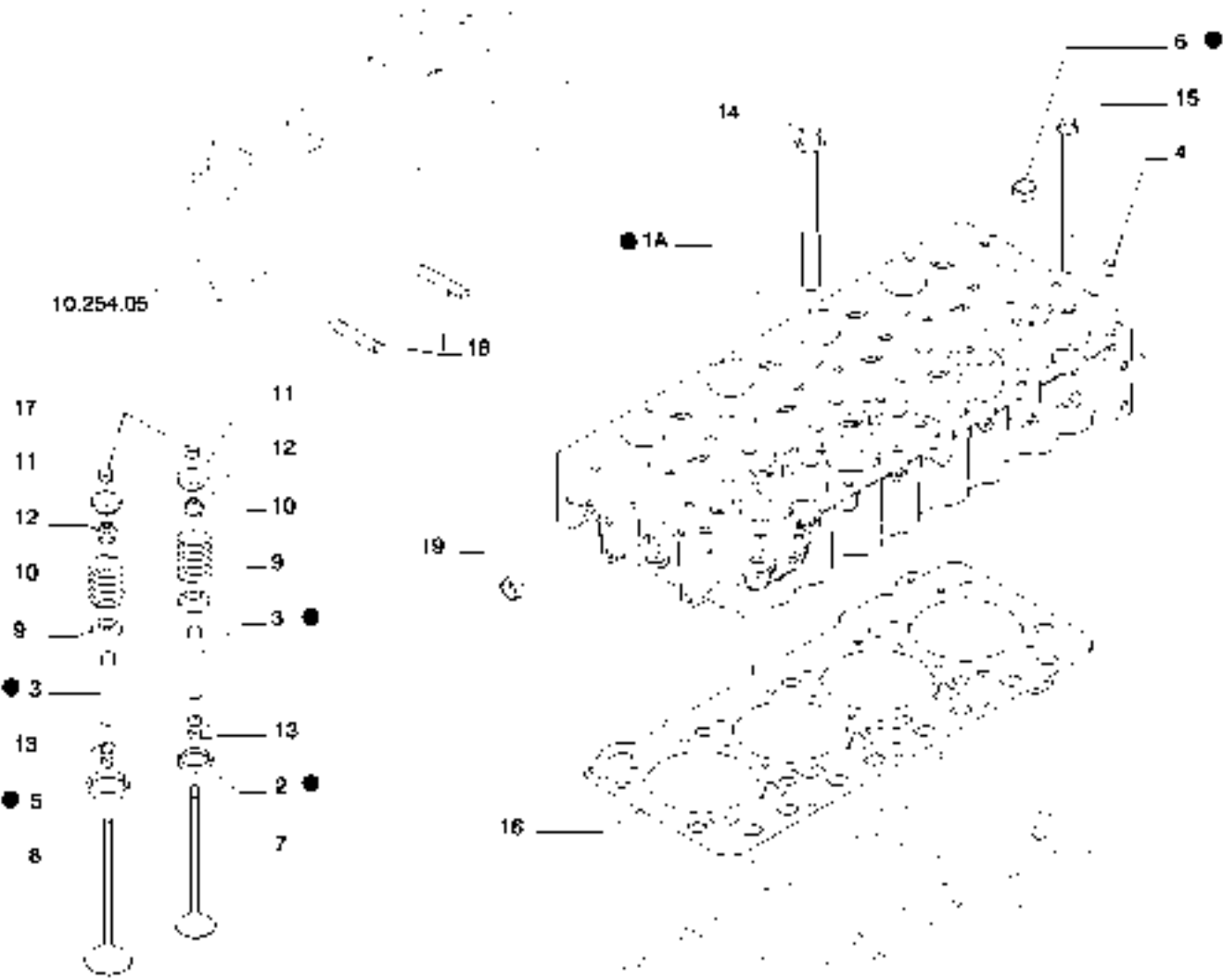
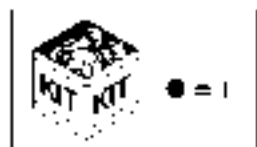


HOOKS - ENGINE (5801492325)

REF	FN	PART NUMBER	YR/SN	QTY	DESCRIPTION
1		504082370		1	HOOK
2		16587024		2	SCREW, M10 x 20
3		504239237		2	HOOK
4		16587924		2	SCREW

	586H 588H
--	------------------

CYLINDER HEAD & RELATED PARTS (504388233)



10-001 02



10.101.01

01

p1


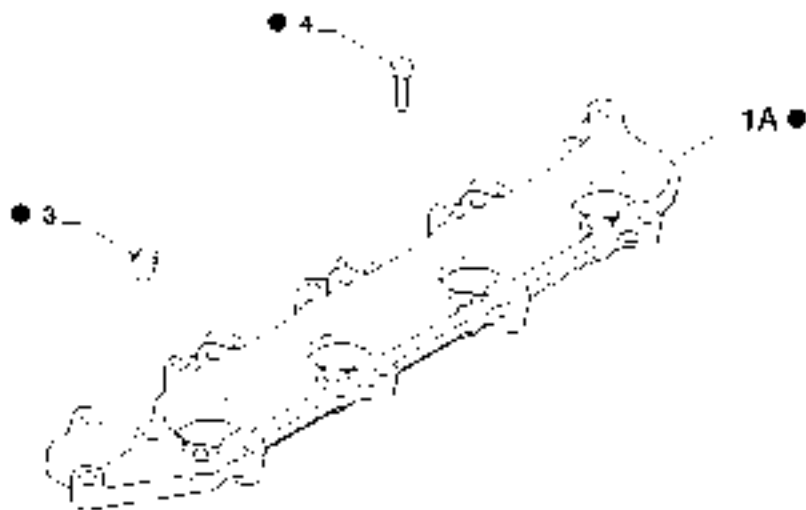
01/12

CYLINDER HEAD & RELATED PARTS (504388233)

REF	FN	PART NUMBER	YR/SN	QTY	DESCRIPTION
1		504389002		1	CYLINDER HEAD, ASSY Contains Ref.1A, 2, 3, 5, 6
1A		NSS		1	NOT SERVICED SEPARATELY
2		504162949		4	VALVE SEAT
3		4749397		8	VALVE GUIDE, +0.05 mm
3		4749398		8	VALVE GUIDE, +0.1 mm
3		4749399		8	VALVE GUIDE, +0.25 mm
4		99435557		1	DOWEL, D = 8.5 mm
5		504254094		4	VALVE SEAT
6		16988301		8	PLUG, D = 20 mm
7		504387778		4	STD ENGINE INLET VALVE
8		504387779		4	STD ENGINE EXHAUST VALVE
9		504178119		8	RETAINER CUP
10		4812347		8	SPRING
11		4780558		8	CUP
12		40101573		8	SEAL
13		4819891		16	ROCKER ARM COTTER, D = 7.85 mm
14		504081521		6	SCREW, M15 x 1.5 x 193
15		504081533		4	SCREW, M12 x 1.5 x 165
16		5801450757		1	CYLINDER HEAD GASKET
17		504387777		8	CAP
18		5801475385		8	STUD, M8 x 12 x 45
19		16990970		1	PLUG
19		16990670		4	PLUG

586H 588H

CYLINDER HEAD & RELATED PARTS (504388234)



2

10.101.01 01



CYLINDER HEAD & RELATED PARTS (504388234)

REF	FN	PART NUMBER	YR/SN	QTY	DESCRIPTION
1		5801363172		1	VALVE COVER, ASSY Contains Ref.1A, 3, 4
1A		NSS		1	NOT SERVICED SEPARATELY
2		5801363175		4	GASKET
3		504273002		4	PLUG
4		16673835		9	SCREW

586H 588H

CYLINDER HEAD COVERS (5801408168)



CYLINDER HEAD COVERS (5801408168)

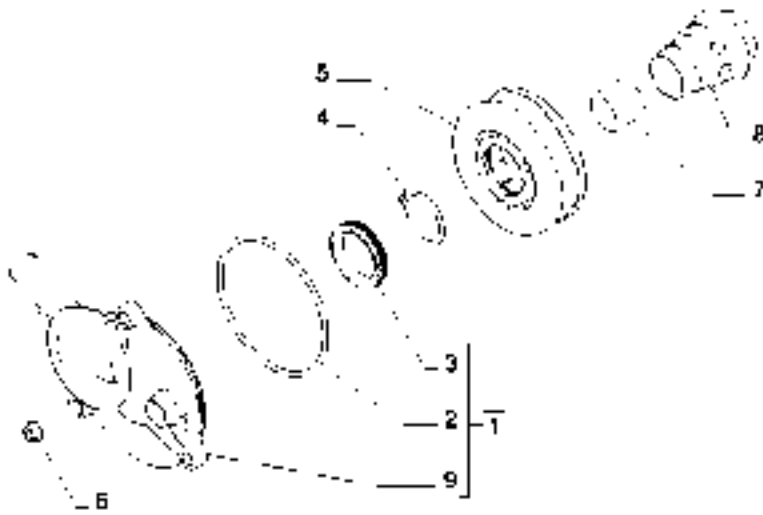
REF	FN	PART NUMBER	YR/SN	QTY	DESCRIPTION
1		504389278		1	VALVE COVER
2		5801446795		1	GASKET
3		16591725		7	SCREW
4		16598325		3	SCREW
5		5801514600		1	FITTING
6		5801505093		1	PIPE FITTING
7		17278090		1	O-RING
8		16585125		1	BOLT
9		17283081		1	O-RING
10		5801514620		1	PIPE FITTING
11		5801514622		1	BRACKET
12		17314990		1	RETAINER COLLAR
13		17044625		1	NUT
14		16586025		2	SCREW

586H 588H

ENGINE BREATHERS (504381675)



10.106.03



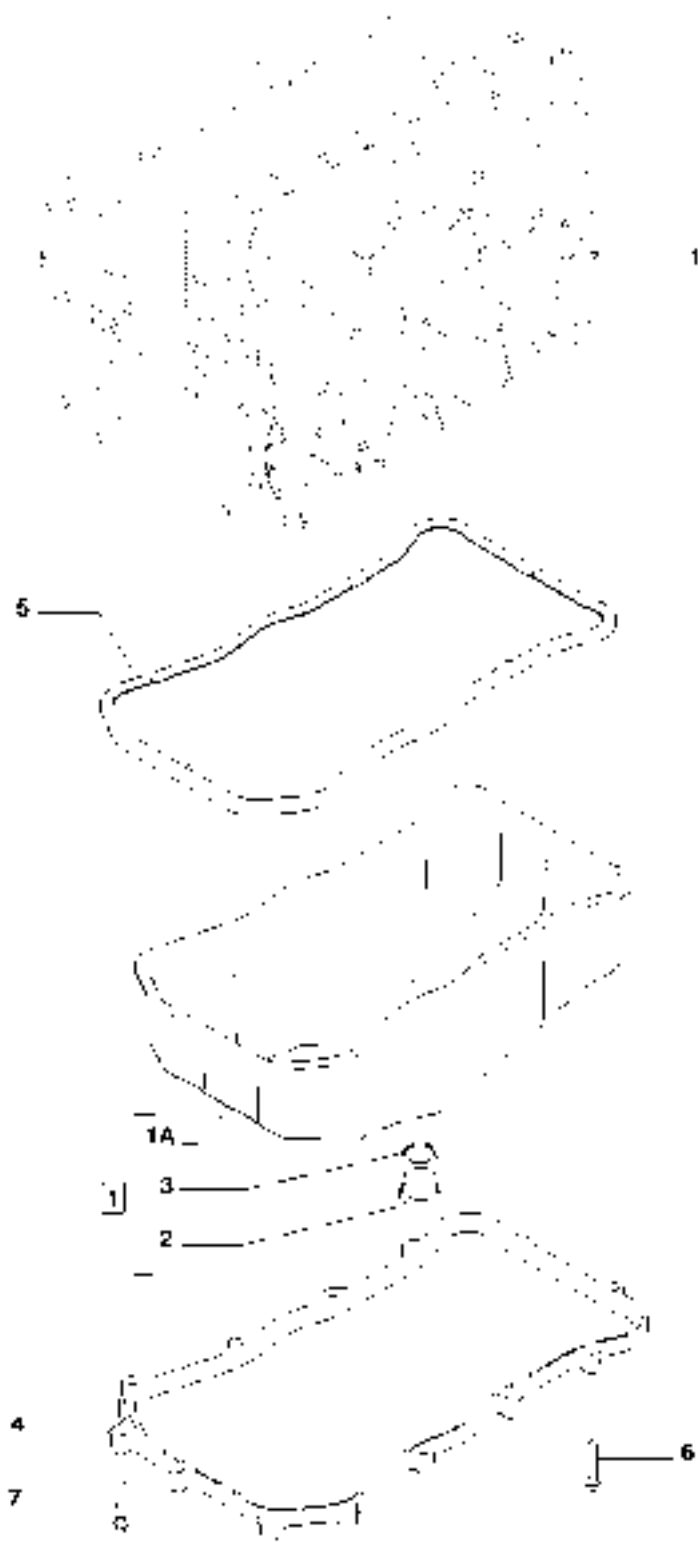
ENGINE BREATHERS (504381675)

REF	FN	PART NUMBER	YR/SN	QTY	DESCRIPTION
1		5801514511		1	BREATHER, ASSY Contains Ref.2, 3, 9
2		504325903		1	O-RING
3		504050244		1	SHAFT SEAL
4		16867073		1	SPRING WASHER
5		504075145		1	ELEMENT
6		17044625		3	NUT
7		5801363192		1	BUSHING
8		5801363191		1	SHAFT
9		NSS		1	NOT SERVICED SEPARATELY

586H 588H

OIL SUMP & RELATED PARTS (504387314)

10.001.02



10.102.01

p1


01/12

OIL SUMP & RELATED PARTS (504387314)

REF	FN	PART NUMBER	YR/SN	QTY	DESCRIPTION
1		504179445		1	ENGINE OIL PAN, - ASSY Contains Ref.1A, 2, 3
1A		NSS		1	NOT SERVICED SEPARATELY
2		4894139		1	PLUG, Hex Soc, M22 x 1.5
3		17282280		1	GASKET
4		5801363457		1	SPACER
5		504179443		1	GASKET
6		16586625		11	SCREW, M8 x 35 mm
7		504049517		2	SCREW, M10 x 1,5 x 90

586H 588H

CRANKSHAFT (504388935)

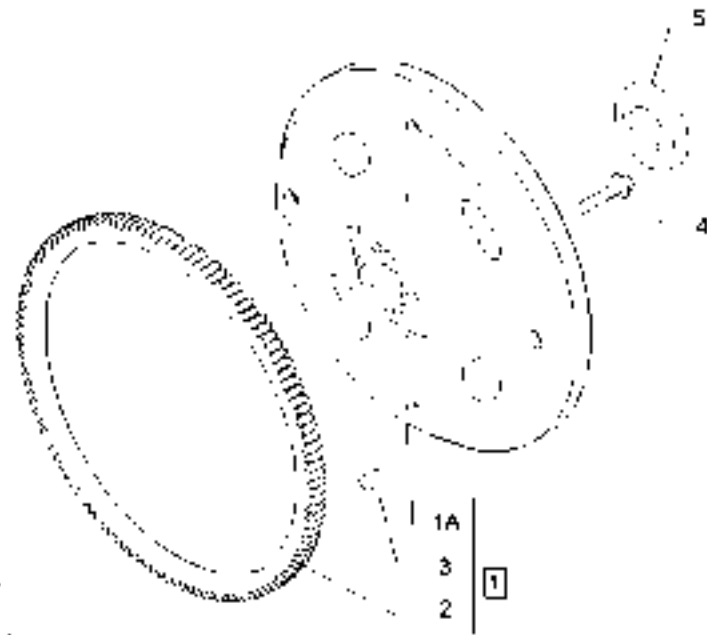


CRANKSHAFT (504388935)

REF	FN	PART NUMBER	YR/SN	QTY	DESCRIPTION
1		504387204		1	CRANKSHAFT, ASSY
1A		NSS		1	NOT SERVICED SEPARATELY
2		500374310		3	SCREW, M6 x 1
3		504381409		1	GEAR
4		504006981		1	COTTER PIN, D. 5.5 mm
5		NSS		1	NOT SERVICED SEPARATELY, COME WITH CRANKSHAFT
6		8097862		1	SET OF STD MAIN BRGS
6		8097863		1	SET OF MAIN BRGS -0.254
6		8097864		1	SET OF MAIN BRGS -0.762
7		NSS		1	NOT SERVICED SEPARATELY, COMES WITH CRANKSHAFT
8		504014232		1	SHAFT SEAL
9		504187305		1	SHAFT SEAL

586H 588H

ENGINE, FLYWHEEL (5801383904)



10 103.03

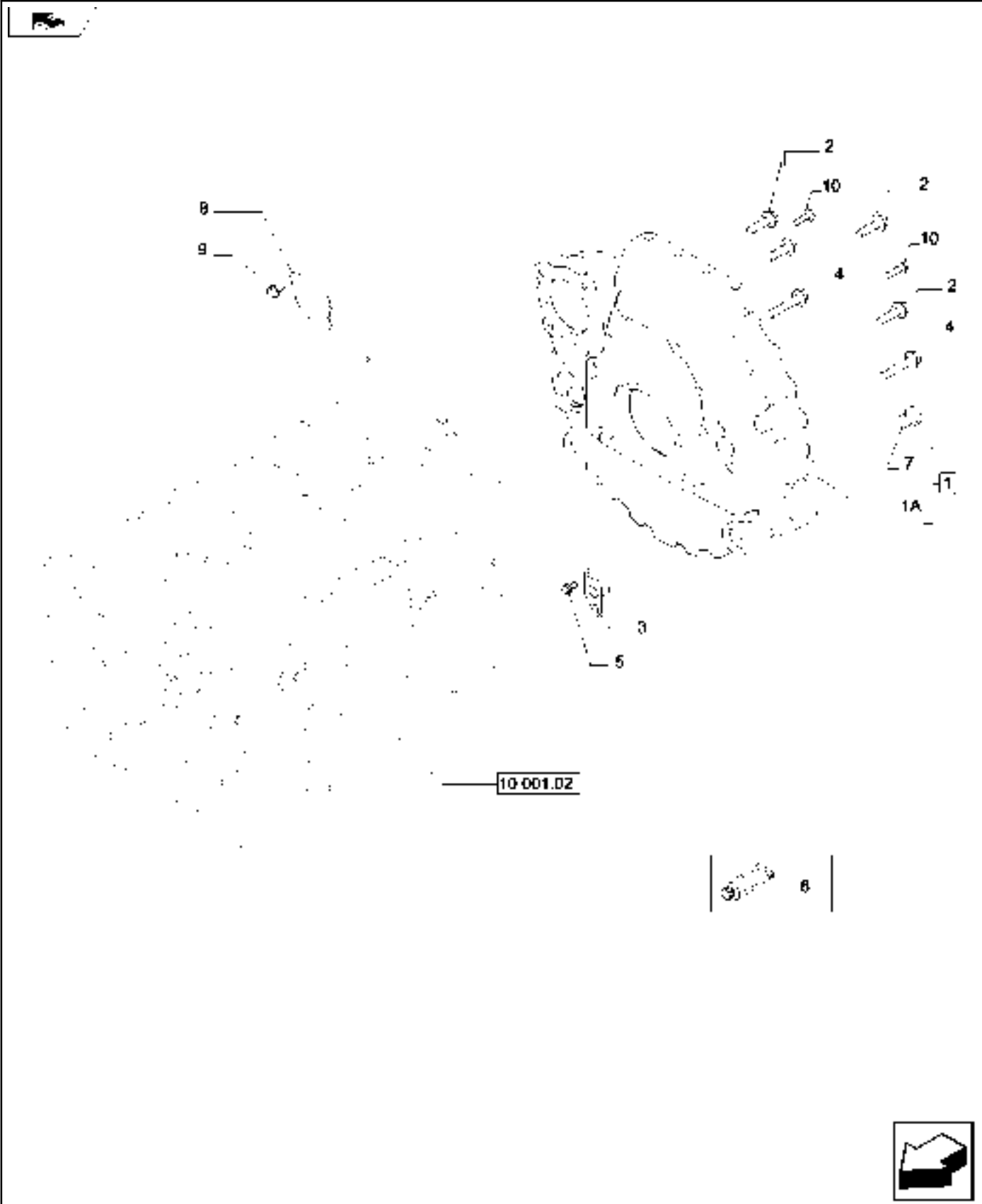


ENGINE, FLYWHEEL (5801383904)

REF	FN	PART NUMBER	YR/SN	QTY	DESCRIPTION
1		5801383902		1	ENGINE FLYWHEEL, - ASSY Contains Ref.1A, 2, 3
1A		NSS		1	NOT SERVICED SEPARATELY
2		504062460		1	RING GEAR
3		17275410		1	DOWEL
4		500347046		8	BOLT, M12X1,25 mm
5		5801383382		1	SPACER

586H 588H

FLYWHEEL CASE (504191985)

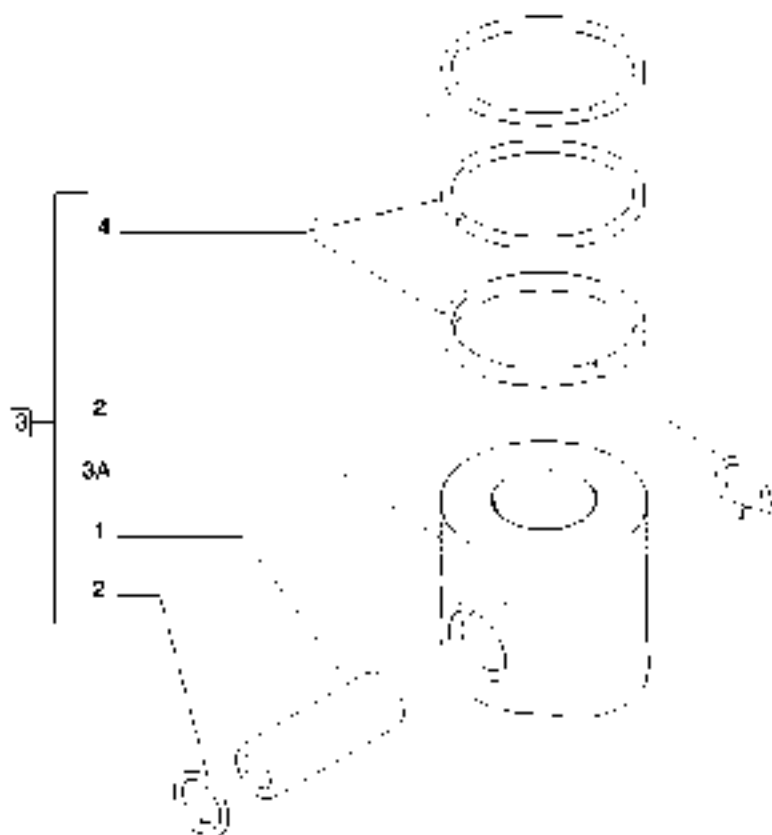


FLYWHEEL CASE (504191985)

REF	FN	PART NUMBER	YR/SN	QTY	DESCRIPTION
1		504326302		1	HOUSING, ASSY Contains Ref.1A, 7
1A		NSS		1	NOT SERVICED SEPARATELY
2		16678035		4	BOLT
3		504268669		1	PLATE
4		16678435		6	SCREW, M12 x 60 mm
5		504351177		2	SCREW, M8 x 1,25
6		2995644		1	SEALANT
7		4741955		1	PLUG
8		4895155		1	COVER
9		16597925		2	SCREW
10		16673735		2	SCREW

586H 588H

PISTON - ENGINE (5801363216)



10 105.02



10.105.01

p1

01/12

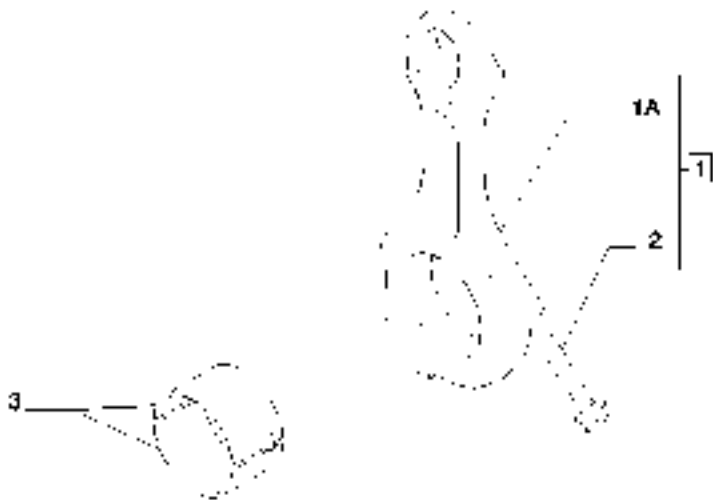
PISTON - ENGINE (5801363216)

REF	FN	PART NUMBER	YR/SN	QTY	DESCRIPTION
1		504047720		4	PISTON PIN
2		504051611		8	LOCK WASHER
3		8097861		4	PISTON ASSY +0.4, ASSY Contains Ref.1, 2, 3A, 4
3A		NSS		4	NOT SERVICED SEPARATELY
4		8097860		4	SET OF PISTON RINGS +0.4

586H 588H

CONNECTING ROD (504379086)

10.105.01



— 10.103.01

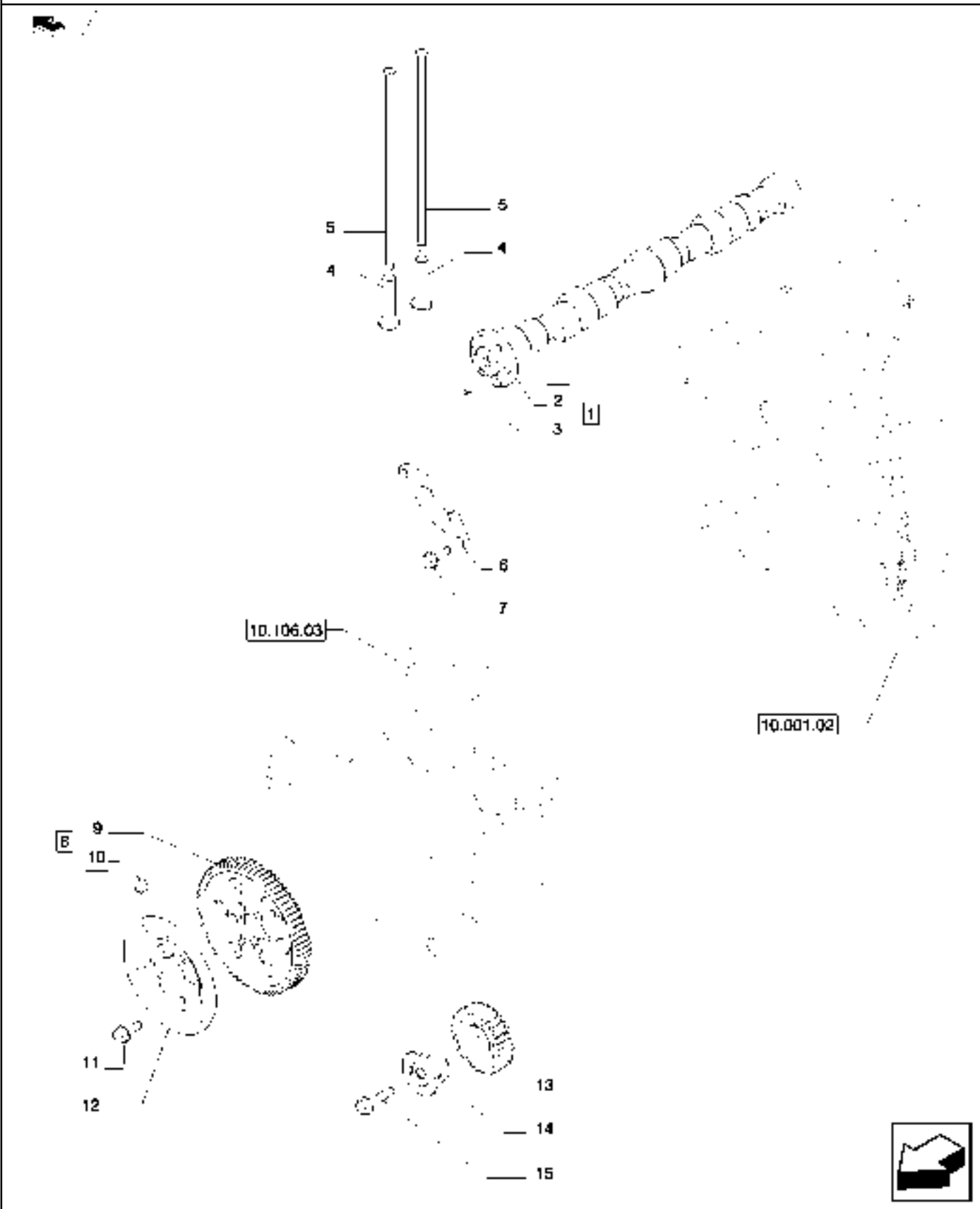


CONNECTING ROD (504379086)

REF	FN	PART NUMBER	YR/SN	QTY	DESCRIPTION
1		5801425723		4	CONNECTING ROD, ASSY Contains Ref.1A, 2
1A		NSS		4	NOT SERVICED SEPARATELY
2		504015229		8	SCREW, M11 x 1.25 x 51
3		8097865		4	SET OF CONN ROD BRGS U/S
3		8097866		4	SET OF CONN ROD BRGS U/S
3		8097867		4	SET OF CONN ROD BRGS U/S

586H 588H

CAMSHAFT - TIMING CONTROL (5801361387)

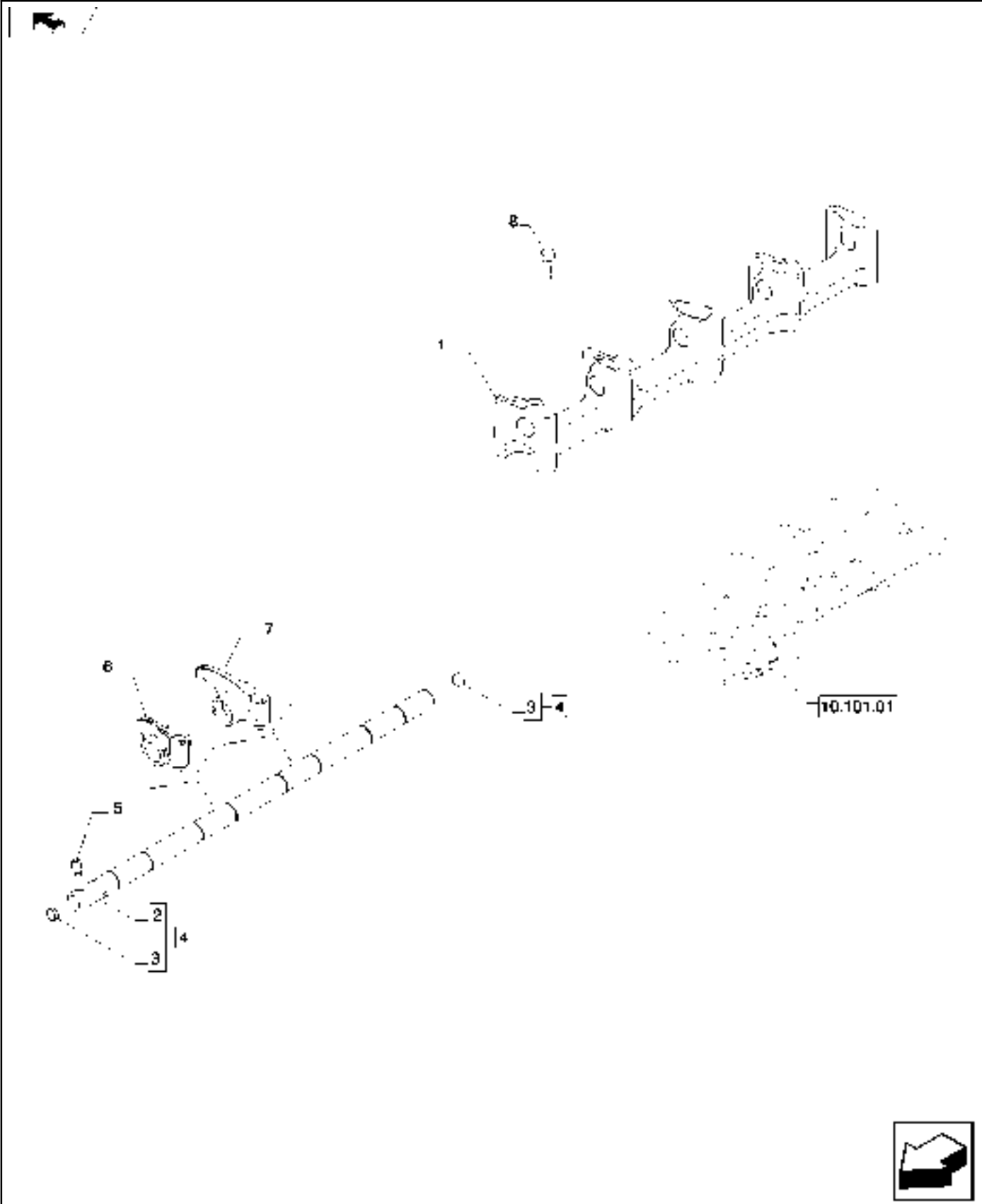


CAMSHAFT - TIMING CONTROL (5801361387)

REF	FN	PART NUMBER	YR/SN	QTY	DESCRIPTION
1		5801390145		1	CAMSHAFT, ASSY
2		NSS		1	NOT SERVICED SEPARATELY
3		504345384		1	DOWEL
4		504387776		8	TAPPET
5		504387516		8	PUSH ROD
6		4897457		1	SUPPORT
7		16600224		2	SCREW
8		5801391944		1	GEAR, ASSY
9		NSS		1	NOT SERVICED SEPARATELY
10		17275310		2	DOWEL
11		16673735		6	SCREW
12		504389542		1	WHEEL DISC
13		5801363682		1	GEAR
14		504361502		1	PIN
15		16678034		1	BOLT

586H 588H

CAMSHAFT - TIMING CONTROL (5801376676)

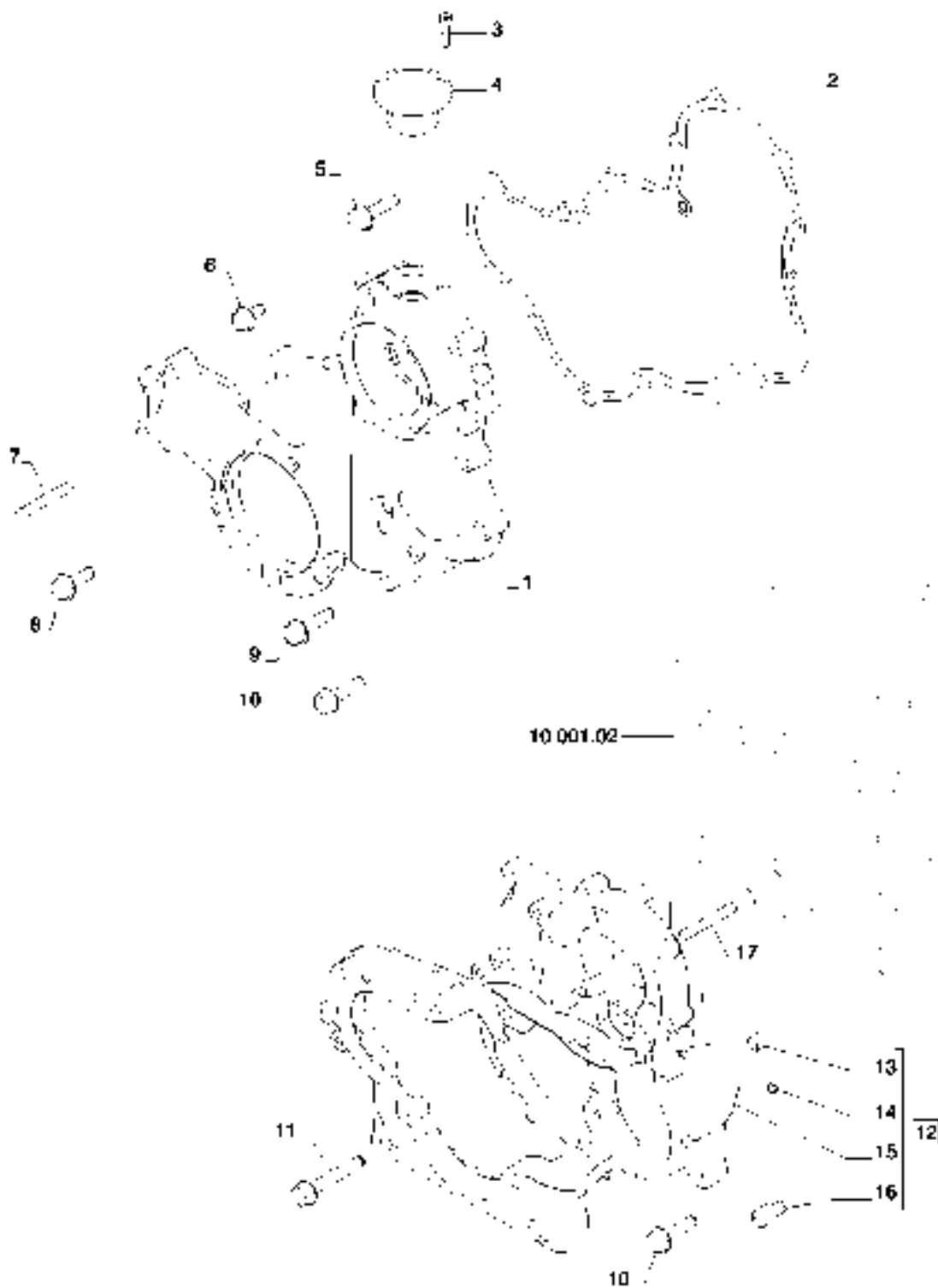


CAMSHAFT - TIMING CONTROL (5801376676)

REF	FN	PART NUMBER	YR/SN	QTY	DESCRIPTION
1		5801364420		1	SUPPORT
2		NSS		1	NOT SERVICED SEPARATELY
3		16987801		3	PLUG
4		5801364425		1	SHAFT, ASSY
5		99454296		1	SCREW
6		504389302		4	ROCKER ARM
7		504389297		4	ROCKER ARM
8		18139224		10	SCREW

586H 588H

CAMSHAFT - TIMING CONTROL (504379044)



CAMSHAFT - TIMING CONTROL (504379044)

REF	FN	PART NUMBER	YR/SN	QTY	DESCRIPTION
1		504379052		1	COVER
2		504379050		1	GASKET
3		16689325		2	SCREW
4		504382162		1	BREATHER
5		16586725		1	SCREW
6		16592325		1	SCREW
7		16727724		3	STUD
8		16673735		4	SCREW
9		16586625		14	SCREW
10		4798844		3	SCREW
11		16586925		7	SCREW
12		504379049		1	COVER, ASSY
13		99435557		2	DOWEL
14		504051236		1	PLUG
15		NSS		1	NOT SERVICED SEPARATELY
16		504204989		1	LUBE OIL JET NOZZLE
17		16730924		3	STUD

586H 588H

10.114.01

p1

01/12

POWER TAKE OFF (5801382584)

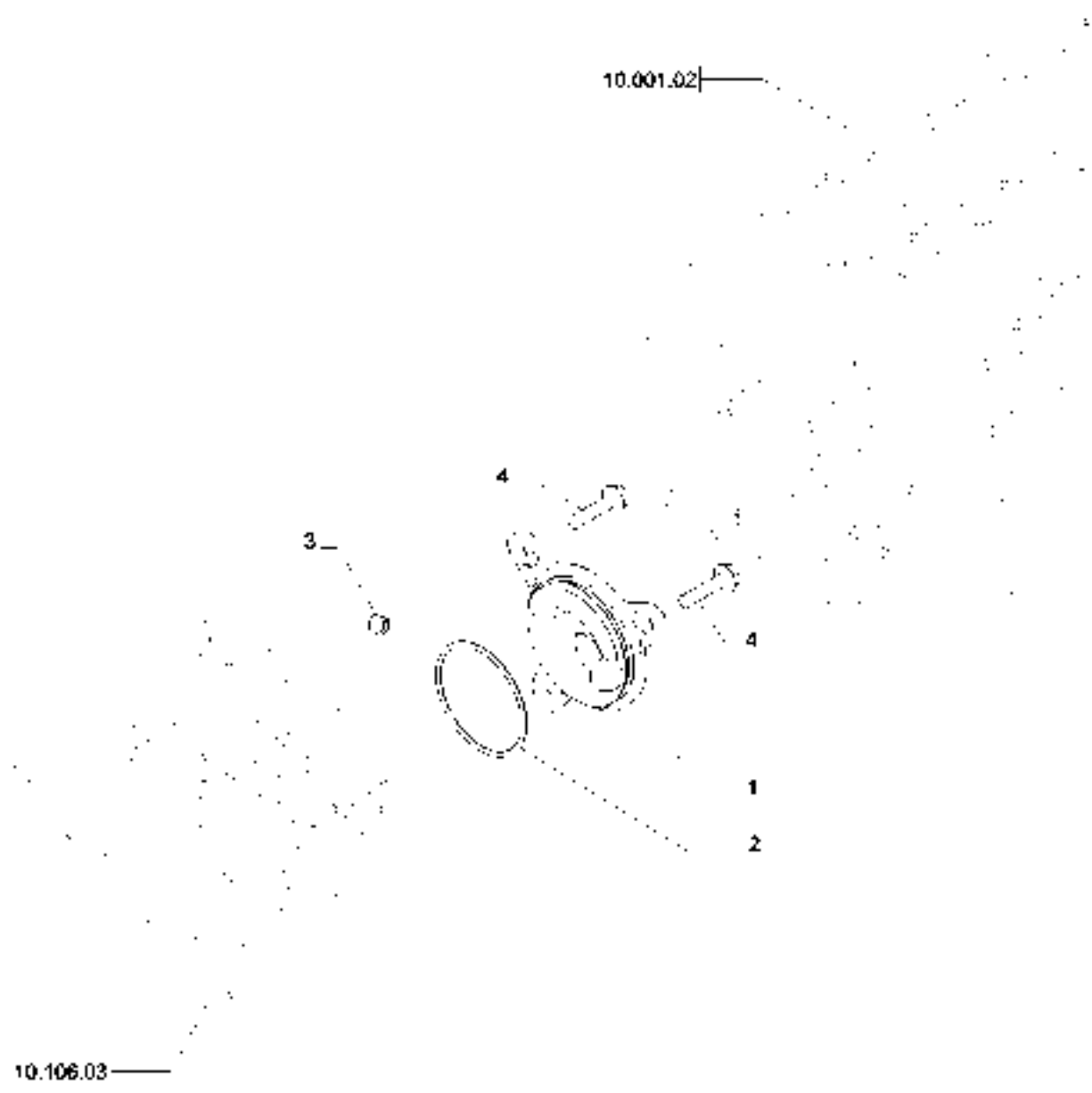


POWER TAKE OFF (5801382584)

REF	FN	PART NUMBER	YR/SN	QTY	DESCRIPTION
1		5801363585		1	PULLEY
2		18139424		6	SCREW, M10 x 20

	586H 588H
--	-----------

POWER TAKE OFF (5801405723)

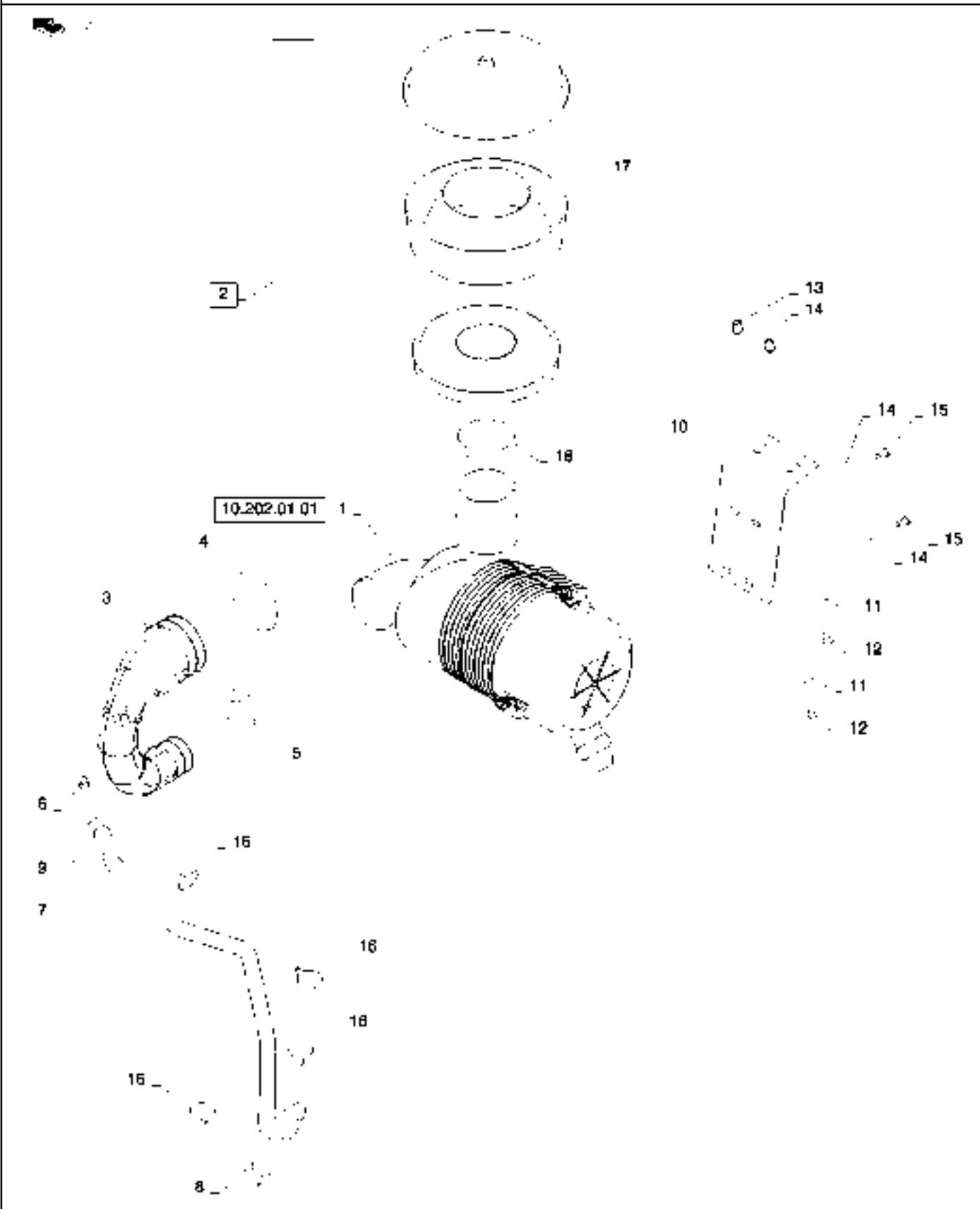


POWER TAKE OFF (5801405723)

REF	FN	PART NUMBER	YR/SN	QTY	DESCRIPTION
1		5801405724		1	COVER
2		17290781		1	GASKET
3		504051236		1	PLUG
4		16673635		2	BOLT, M8 x 20

586H 588H

AIR CLEANER INSTALLATION



AIR CLEANER INSTALLATION

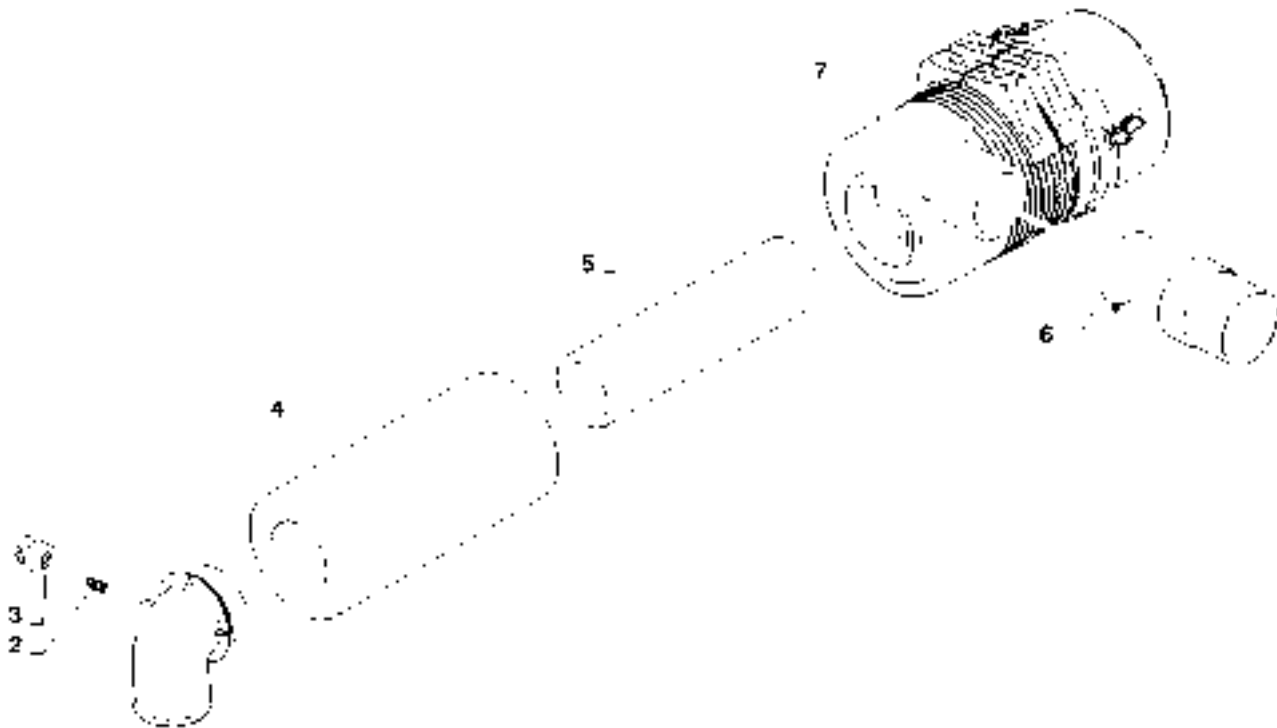
REF	FN	PART NUMBER	YR/SN	QTY	DESCRIPTION
1		84379525		1	AIR CLEANER, 8 Inch, See Fig.10.202.01 (01)
2		228120A1		1	PRECLEANER, Engine Air, 10 Inch Incl 17
3		84422162		1	HOSE, Air Cleaner
4		214-1472		1	HOSE CLAMP, #72, 4.06/5.00 Type F Worm
5		214-1448		1	HOSE CLAMP, #48, 2.56/3.50 Type F Worm
6		L17985		1	FITTING, Connector
7		84421414		1	HOSE, Case CCV
8		214-1428		1	HOSE CLAMP, #28, 1.31/2.25 Type F Worm
9		214-1424		1	HOSE CLAMP, #24, 1.06/2.00 Type F Worm
10		84360601		1	BRACKET, Air Cleaner
11		87655046		2	SPECIAL WASHER, M10
12		43139		2	BOLT, Hex, M10 x 25, 8.8, Full Thd
13		84471590		2	INSERT, Threaded
14		87655042		4	SPECIAL WASHER, M8
15		43127		4	SCREW, Hex, M8 x 25, 8.8
16		L11541		4	CABLE STRAP, 7 - 8 Inch Black
17		277377R1		1	HOUSING, Bowl Pre Cleaner
18		214-1464		1	HOSE CLAMP, #64, 3.56/4.50 Type F Worm

588H 586H

AIR CLEANER ASSEMBLY



1



10.202.01

01

p1

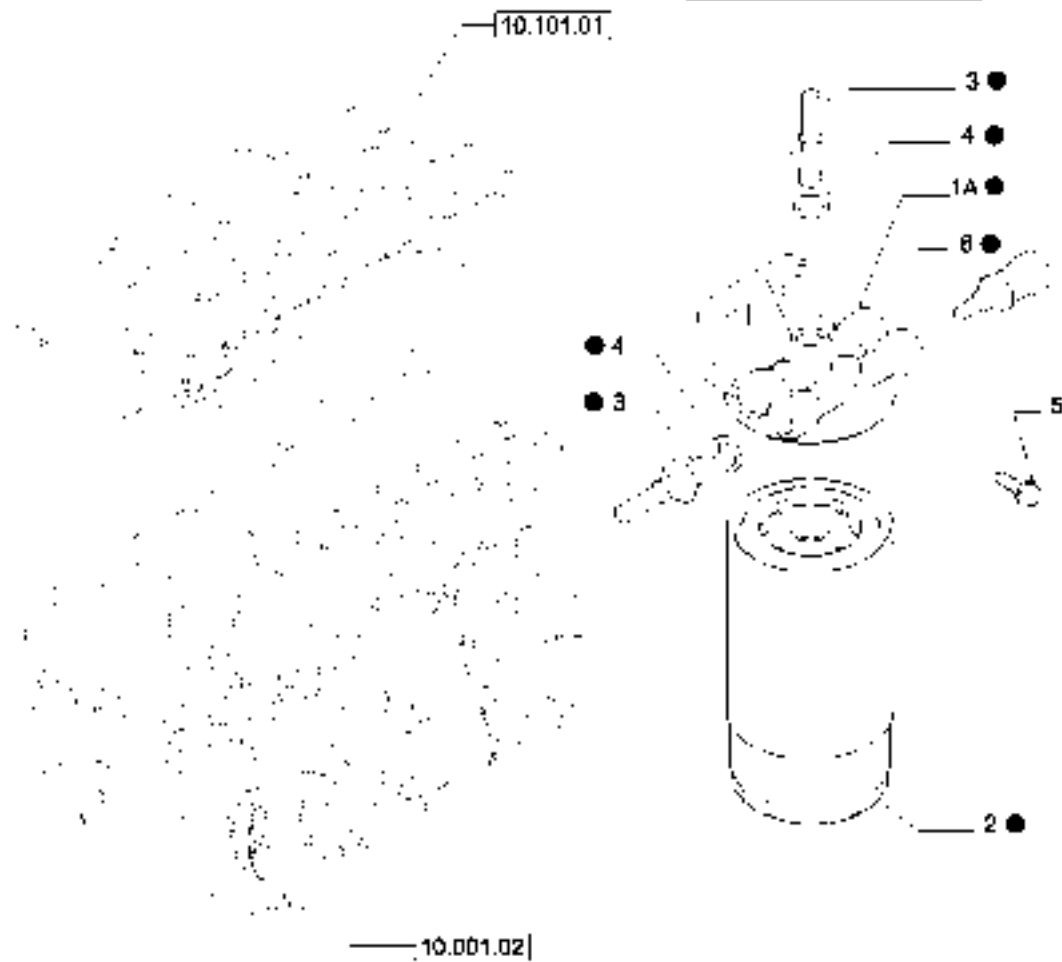
07/12

AIR CLEANER ASSEMBLY

REF	FN	PART NUMBER	YR/SN	QTY	DESCRIPTION
1		84379525		1	AIR CLEANER, Assembly, Incl 2 - 6
2		86976679		1	ADAPTER, Air Cleaner
3		292740A1		1	RESTRICTION SWITCH
4		82981152		1	AIR FILTER, Primary
5		82981153		1	AIR FILTER, Secondary
6		214-1464		1	HOSE CLAMP, #64, 3.56/4.50 Type F Worm
7		NSS		1	NOT SERVICED SEPARATELY, Air Cleaner 8 Inch Incl in 1

588H 586H

FUEL FILTER (504389026)

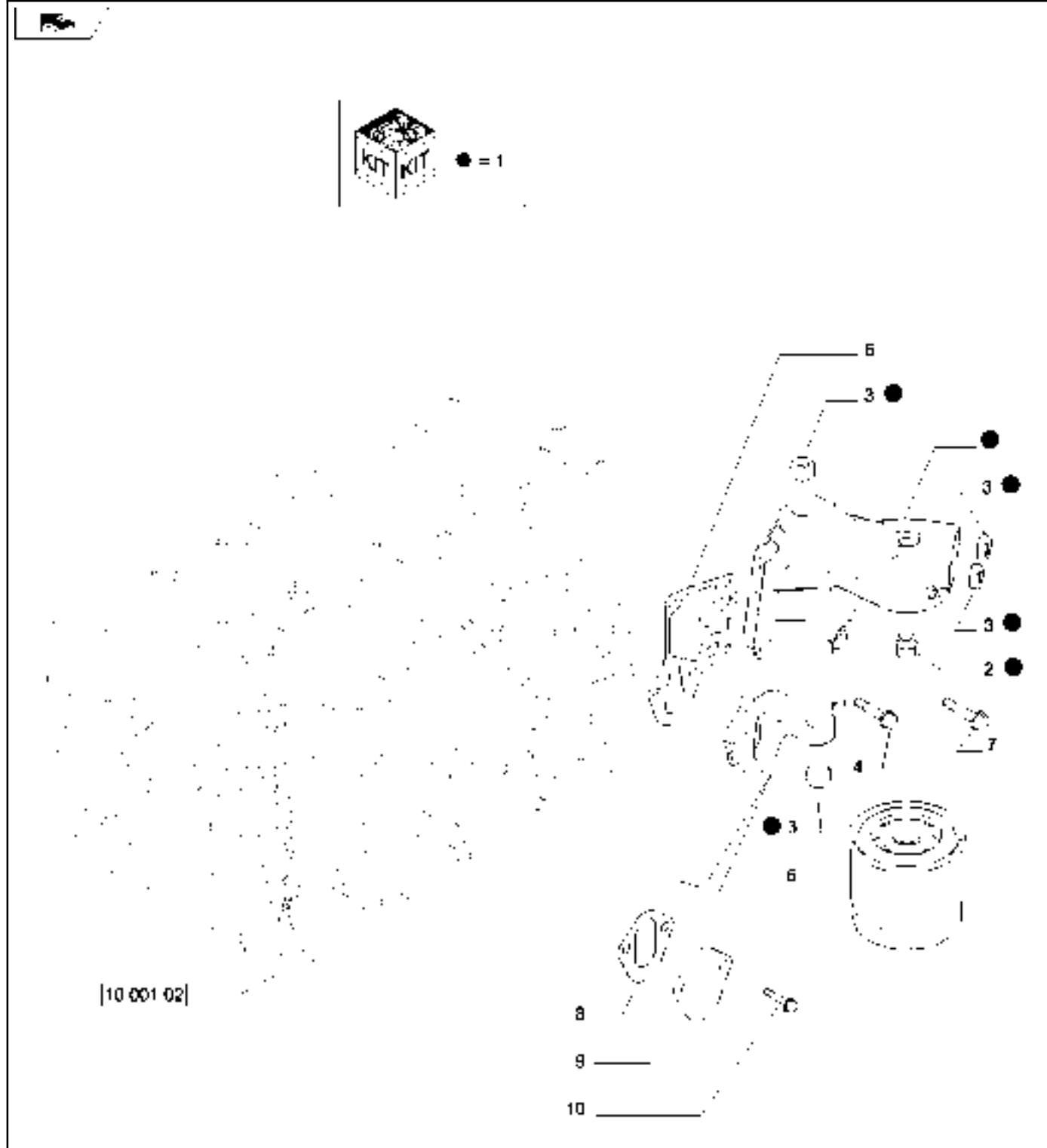


FUEL FILTER (504389026)

REF	FN	PART NUMBER	YR/SN	QTY	DESCRIPTION
1		5801477166		1	FUEL FILTER, ASSY Contains Ref.1A, 2, 3, 4, 6.
2		5801477167		1	FILTER CARTRIDGE
3		504377530		2	UNION
4		4894721		2	SEALING WASHER, M12.2 x 17 x 1.5 Thk
5		16586825		2	SCREW
6		500382599		1	SENSOR

	586H 588H
--	------------------

FILTER ENGINE OIL (504245481 - 504332922)



[10 001 02]

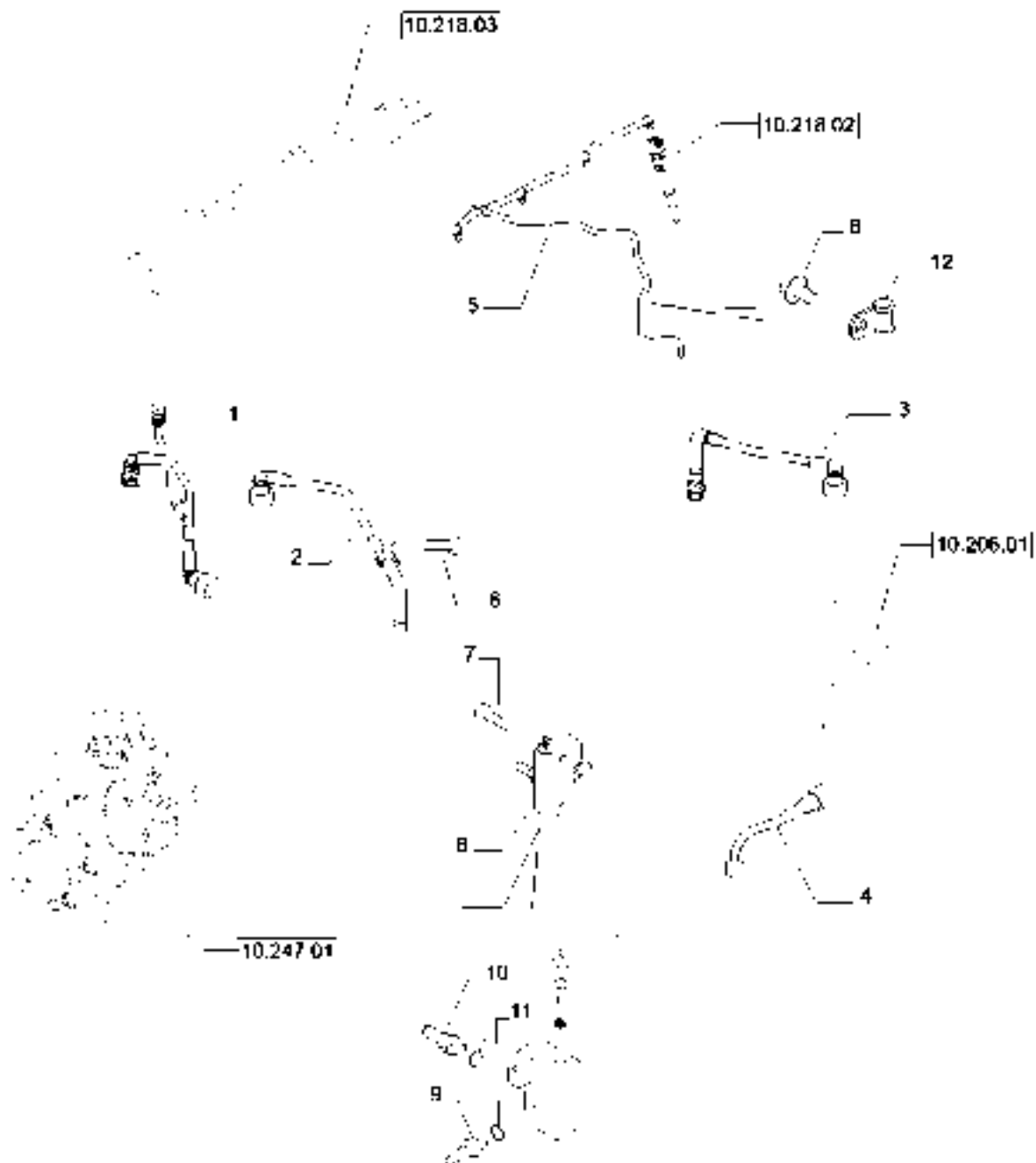


FILTER ENGINE OIL (504245481 - 504332922)

REF	FN	PART NUMBER	YR/SN	QTY	DESCRIPTION
1		504271928		1	ENGINE OIL FILTER, - ASSY
2		504289002		1	UNION
3		504113860		4	PLUG
4		16673835		1	SCREW, M8 x 30
5		504182851		1	ENGINE OIL FILTER
6		504235816		1	SEAL
7		16592225		2	SCREW
8		504332889		1	GASKET
9		504332869		1	COVER
10		16673835		2	SCREW

586H 588H

PIPING - FUEL (504388936)

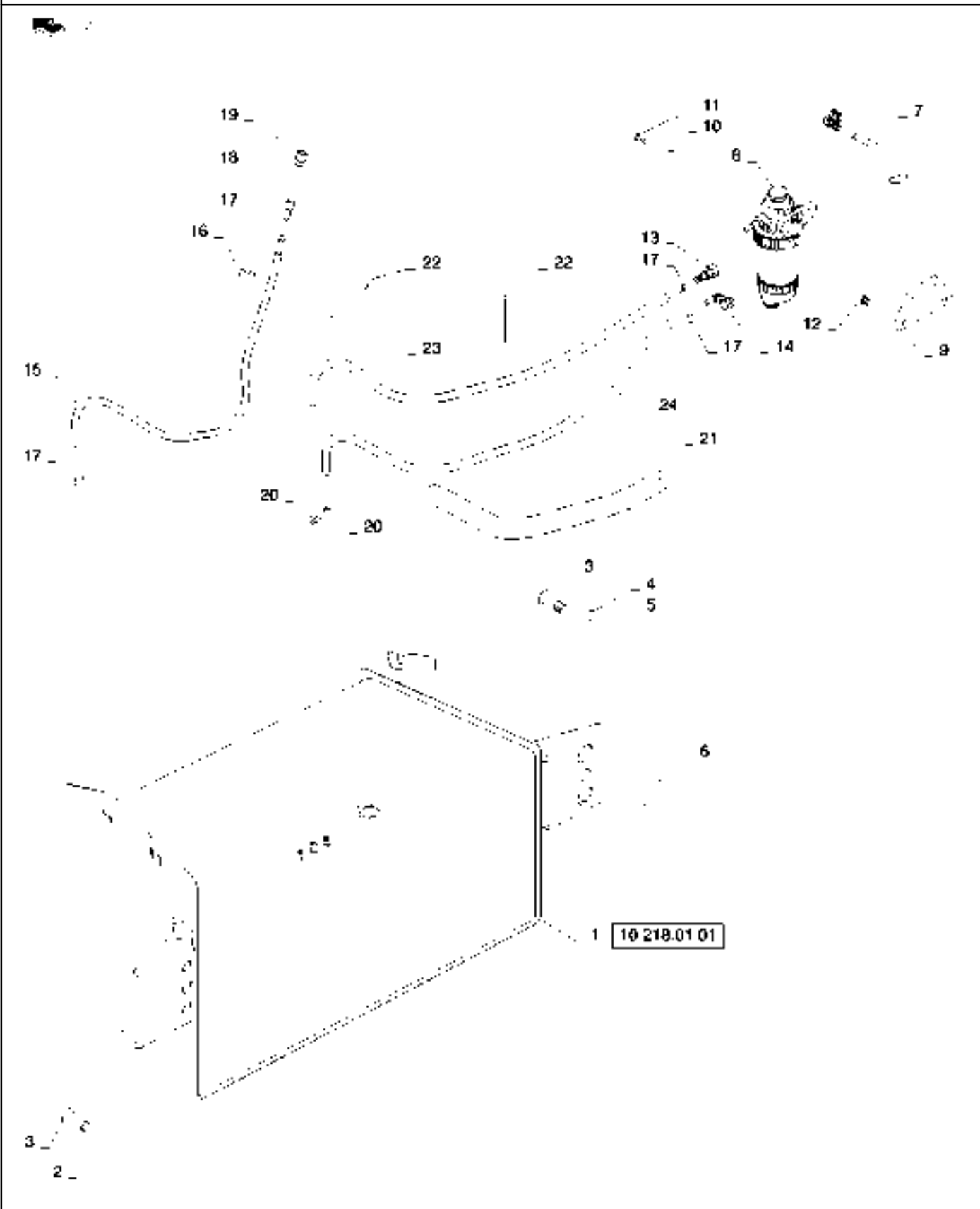


PIPING - FUEL (504388936)

REF	FN	PART NUMBER	YR/SN	QTY	DESCRIPTION
1		504387881		1	FUEL TUBE, ASSY
2		5801366017		1	RETURN PIPE
3		5801482072		1	FUEL TUBE
4		504388114		1	FUEL TUBE
5		5801475101		1	FUEL TUBE
6		16597925		2	SCREW
7		16586725		2	SCREW
8		5801475104		1	DISTRIBUTOR
9		504387878		1	UNION
10		504381196		1	UNION
11		4858608		2	SEAL
12		17316290		1	MOUNTING CLIP

586H 588H

FUEL LINE INSTALLATION

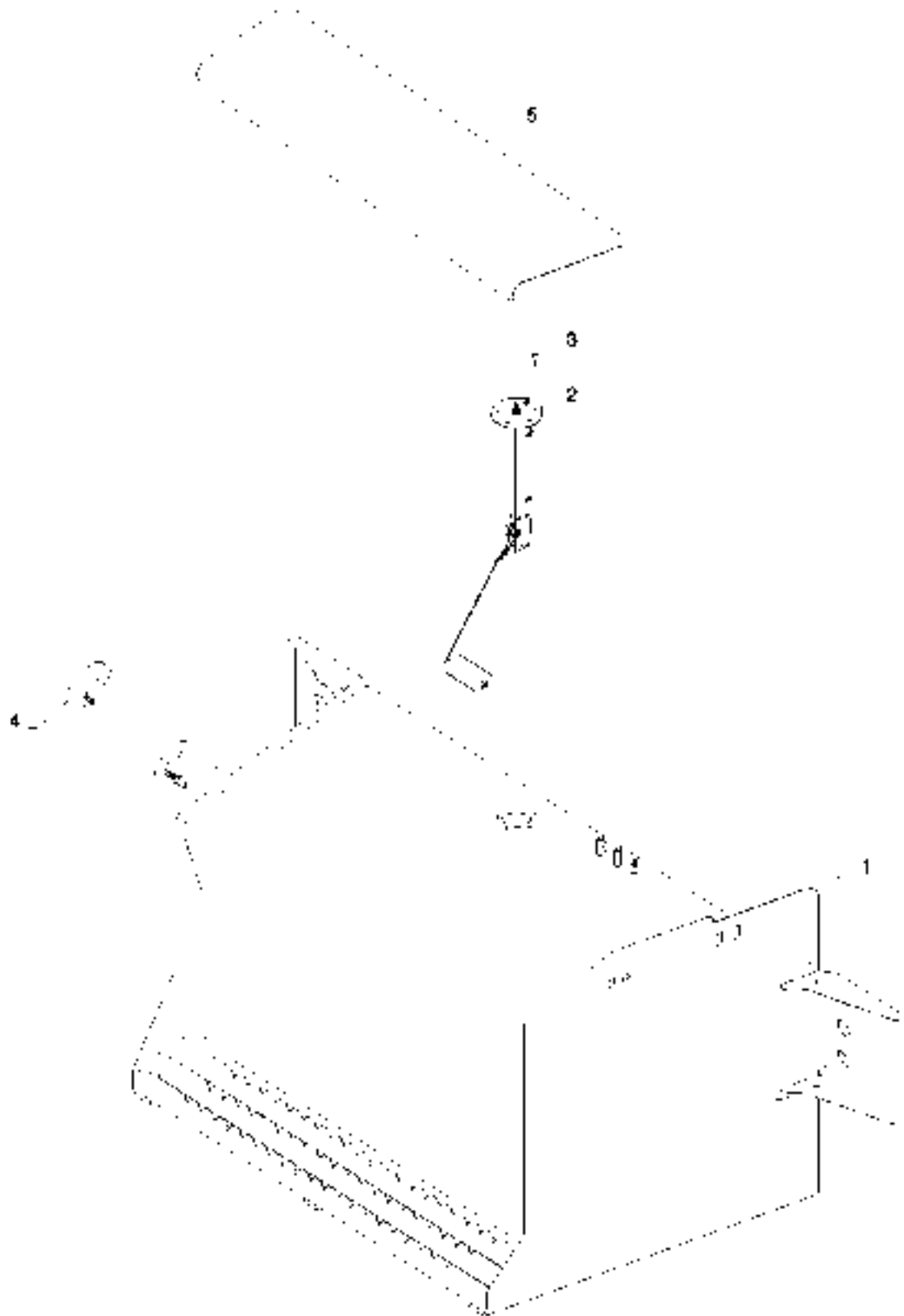


FUEL LINE INSTALLATION

REF	FN	PART NUMBER	YR/SN	QTY	DESCRIPTION
1		87429310		1	FUEL TANK, See Fig. 10.218.01 (01)
2		896-11020		2	WASHER, M20 x 37.5 x 4, HT
3		627-20060		4	BOLT, Hex, M20 x 60, 10.9
4		302358A1		2	WASHER, Heat Treated
5		185926A1		2	SPACER, Tank
6		87360280		2	SPACER, Tank
7		84391629		1	RIGID TUBE, Fuel Line Suction, Filter to Engine
8		84392298		1	FILTER, Fuel
9		84391569		1	BRACKET, Fuel Filter Mounting
10		895-15008		2	WASHER, M8 x 20 x 1.6
11		614-8025		2	BOLT, Hex, M8 x 25, 8.8
12		614-12020		2	BOLT, Hex, M12 x 20, 8.8, Full Thd
13		84387763		1	FITTING, Raymond Straight
14		84425860		1	FITTING, Fuel
15		87656146		1	FUEL HOSE, 6.35 mm ID x 880.00 mm, Fuel Vent
16		515-23127		1	CLAMP, 1/2", Insul, 3/8" Bolt
17		214-1704		2	HOSE CLAMP, #4, 0.25/0.62 Type M Worm
18		217-117		1	FITTING, 1/4" Hose x 1/4" NPTF, Fem, Barbed
19		130047A1		1	BREATHER ASSY., Vent Plug
20		214-1706		4	HOSE CLAMP, #6, 0.44/0.78 Type M Worm
21		87656501		1	HOSE PROTECTION, 340.00 mm ID x 540.00 mm
22		L18331		2	CABLE STRAP, Black
23		84420127		1	FUEL HOSE, Fuel Inlet
24		87658696		1	FUEL HOSE, 9.53 mm ID x 1315.00 mm, SAE 30R7, Fuel Inlet

586H 588H

FUEL TANK ASSEMBLY




FUEL TANK ASSEMBLY

REF	FN	PART NUMBER	YR/SN	QTY	DESCRIPTION
1		87429310		1	FUEL TANK, 31 Gallons
2		87408481		1	SENDER UNIT, Fuel Level
3		87693492		5	SCREW, Fuel Sender
4		87335469		1	LOCKABLE FUEL CAP, Non-vented
5		87679228		1	ANTI-SKID STRIP, Black

	586H 588H
--	------------------

INJECTION EQUIPMENT - INJECTOR (504381673)



—10 101 01 01

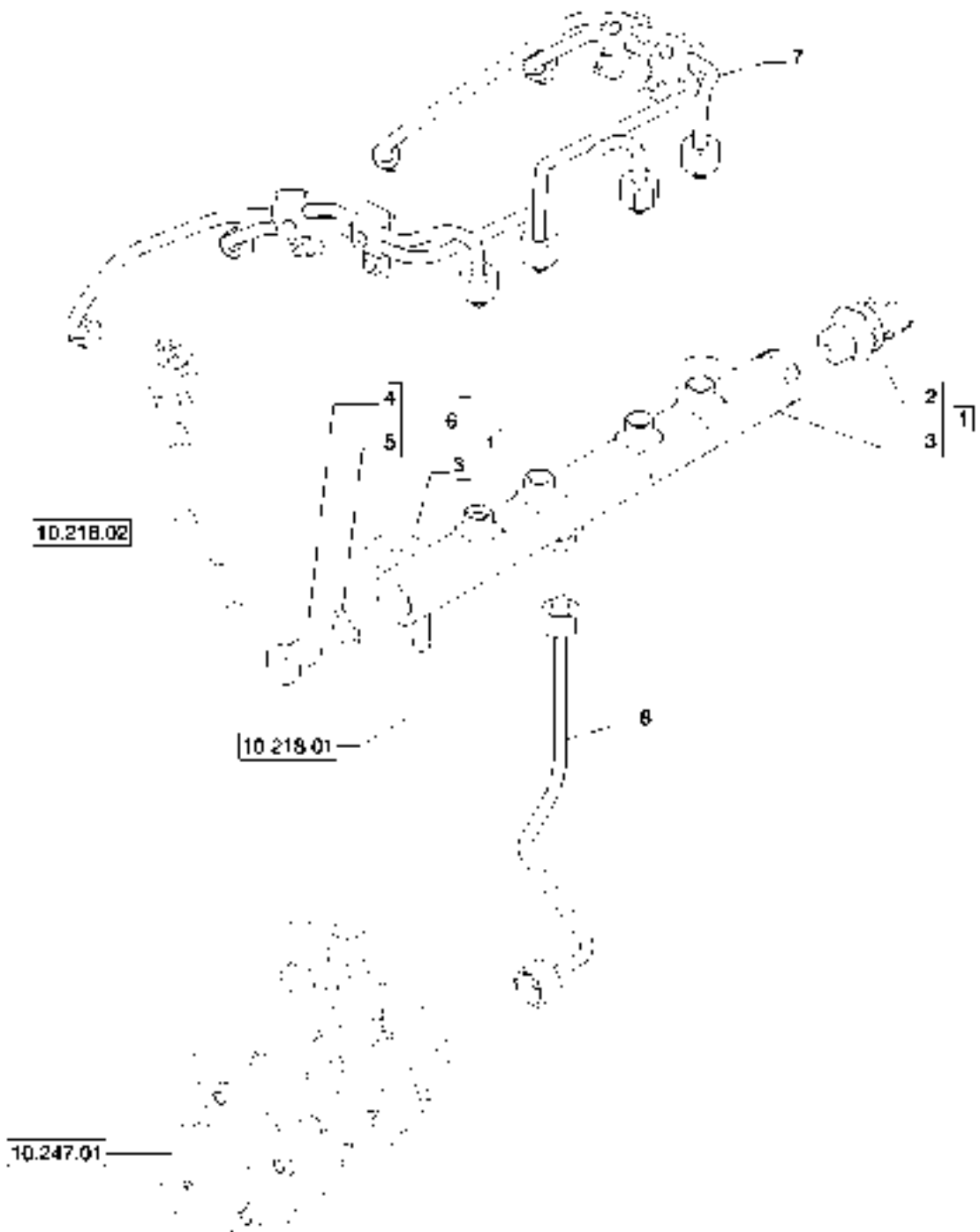


INJECTION EQUIPMENT - INJECTOR (504381673)

REF	FN	PART NUMBER	YR/SN	QTY	DESCRIPTION
1		5801470098		4	FUEL SYSTEM INJECTOR, ASSY
2		NSS		4	NOT SERVICED SEPARATELY
3		4899689		4	SEALING WASHER
4		504378841		4	BRACKET
5		5801473742		4	STUD
6		500353601		4	WASHER
7		17044731		4	NUT, Flg, M8 x 1.25

586H 588H

INJECTION EQUIPMENT - PIPING (504388245)



10.218.03

p1

01/12

INJECTION EQUIPMENT - PIPING (504388245)

REF	FN	PART NUMBER	YR/SN	QTY	DESCRIPTION
1		5801470105		1	MANIFOLD, ASSY
2		5801474160		1	SENSOR
3		NSS		1	NOT SERVICED SEPARATELY
4		NSS		1	NOT SERVICED SEPARATELY
5		42553494		1	O-RING
6		5801474163		1	PRESSURE RELIEF VALVE, ASSY
7		504387341		1	INJECTION PIPE
8		504387346		1	RETURN PIPE

586H 588H

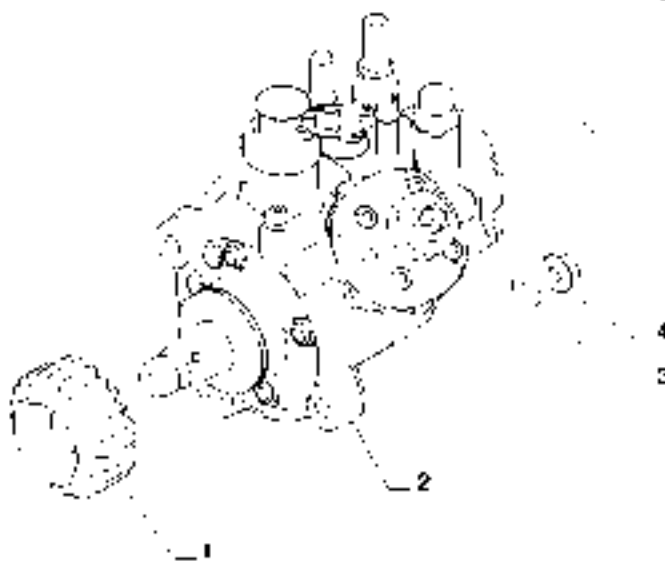
10.247.01

p1

01/12

INJECTION PUMP (504388245)

10.218.03



10.106.03

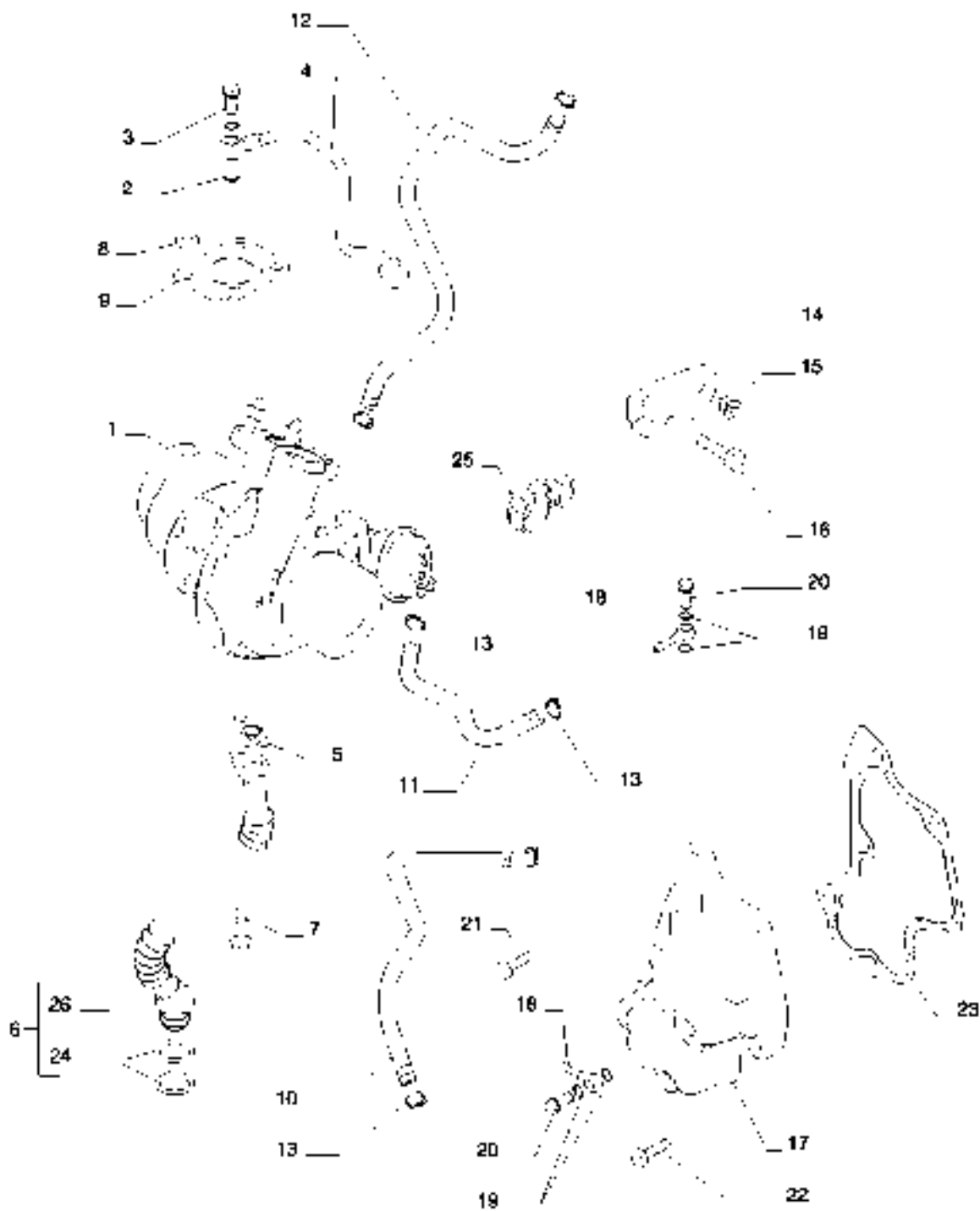


INJECTION PUMP (504388245)

REF	FN	PART NUMBER	YR/SN	QTY	DESCRIPTION
1		504387506		1	DRIVING GEAR
2		5801470100		1	FUEL INJECTION PUMP
3		17094904		3	WASHER
4		17044725		3	NUT

	586H 588H
--	------------------

TURBOCHARGING (5801511064)

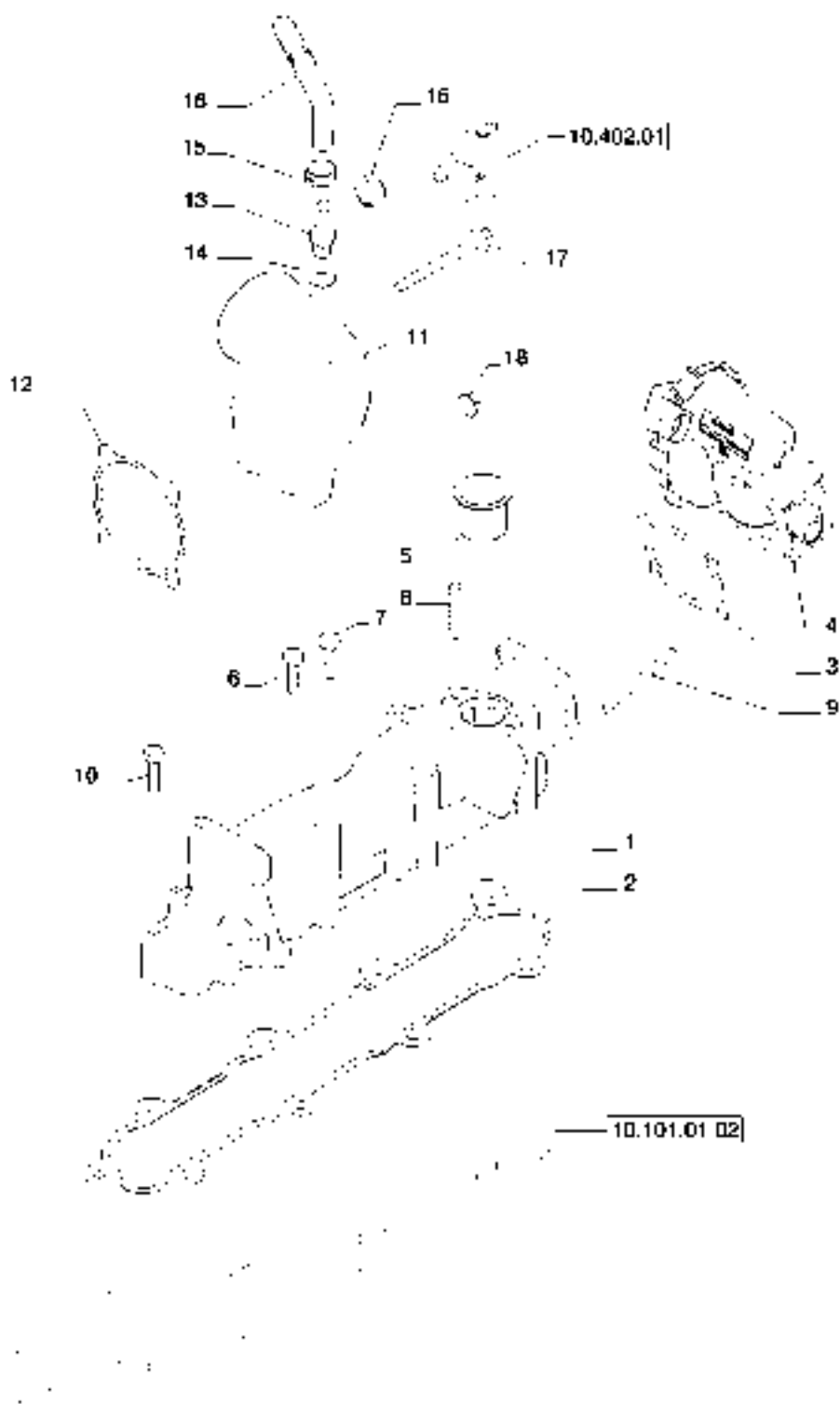


TURBOCHARGING (5801511064)

REF	FN	PART NUMBER	YR/SN	QTY	DESCRIPTION
1		5801520045		1	TURBOCHARGER
2		16508060		2	COPPER WASHER
3		16511214		1	HYD CONNECTOR
4		5801491614		1	PIPE
5		504377006		1	GASKET
6		5801509000		1	PIPE, ASSY
7		18137825		2	SCREW
8		500322677		2	NUT, M8
9		4899343		1	GASKET
10		5801509002		1	RUBBER SLEEVE
11		5801509001		1	RUBBER SLEEVE
12		5801404365		1	RUBBER SLEEVE
13		18199070		6	MOUNTING CLIP
14		5801509009		1	BRACKET, SUPPORTING, ASSY
15		504000060		2	COLLAR
16		16600224		1	SCREW
17		5801509090		1	COVER
18		5801509102		2	FITTING
19		98474303		4	WASHER
20		4864078		2	BANJO BOLT
21		16978124		2	BOLT
22		16586025		4	SCREW
23		5801509267		1	CYLINDER HEAD GASKET
24		17281881		2	O-RING, 0.674" ID x 0.88" OD x 0.103"
25		5801425138		1	CLAMP
26		NSS		1	NOT SERVICED SEPARATELY

586H 588H

INTAKE MANIFOLD (5801504800 - 504389180)



10.254.01

p1

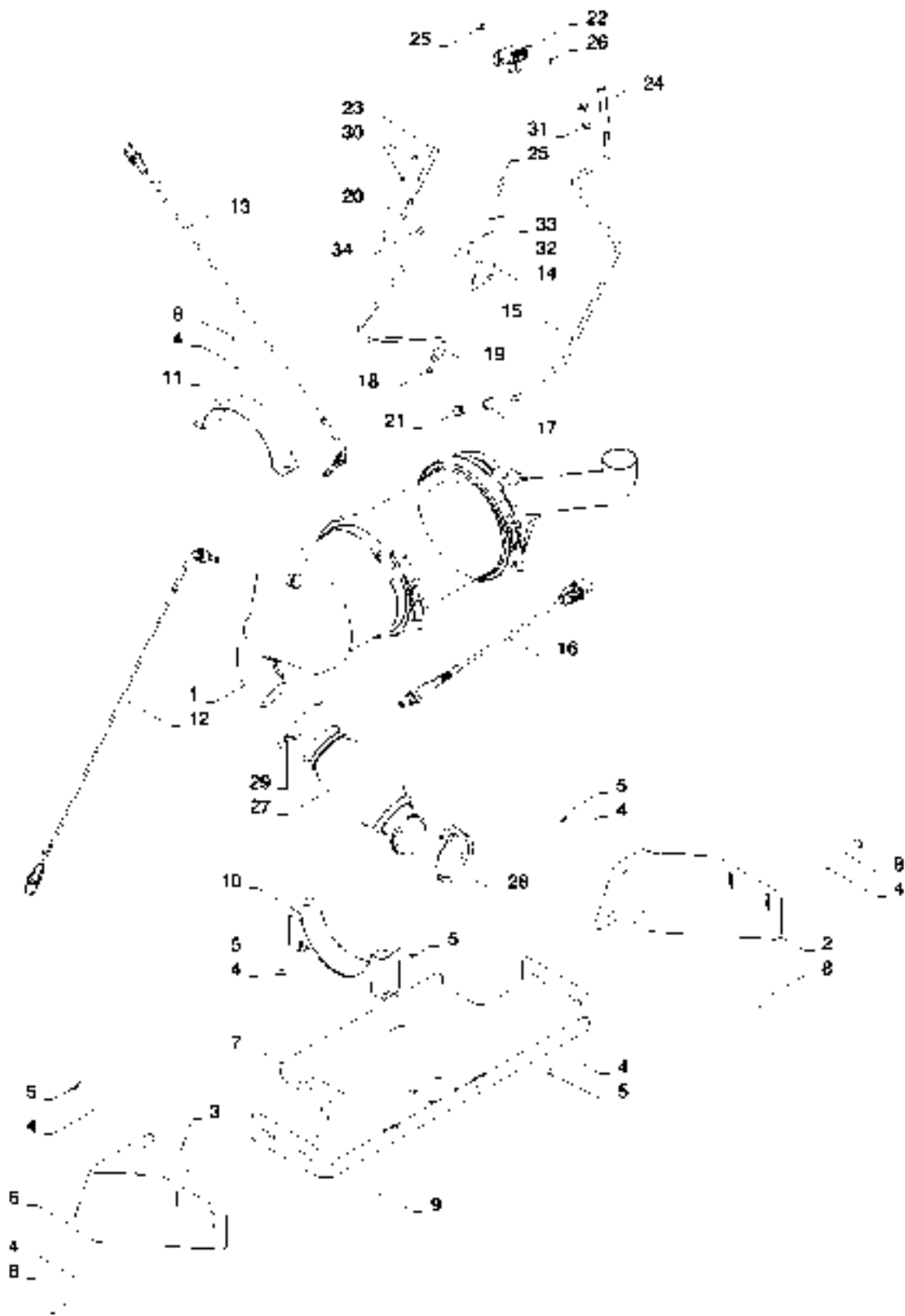
01/12

INTAKE MANIFOLD (5801504800 - 504389180)

REF	FN	PART NUMBER	YR/SN	QTY	DESCRIPTION
1		5801459439		1	INLET MANIFOLD
2		504380898		1	MANIFOLD GASKET
3		504387920		1	GASKET
4		504385542		1	AIR DUCT
5		504381914		1	JUNCTION
6		16673835		2	SCREW
7		16598425		5	SCREW
8		13518021		2	STUD
9		16728524		2	STUD
10		16586925		2	SCREW
11		504389181		1	INTAKE AIR HOSE
12		504387920		1	GASKET
13		5801376672		1	UNION
14		17749985		1	GASKET
15		18199070		2	MOUNTING CLIP
16		5801404363		1	RUBBER SLEEVE
17		16597524		2	SCREW
18		17044625		2	NUT

586H 588H

MUFFLER INSTALLATION, DIESEL PARTICULANT FILTER



10.254.01

p1


07/12

MUFFLER INSTALLATION, DIESEL PARTICULANT FILTER

REF	FN	PART NUMBER	YR/SN	QTY	DESCRIPTION
1		84541757		1	MUFFLER, Diesel Particulant Filter
2		84425568		1	BRACKET, Mounting
3		614-10025		4	BOLT, Hex, M10 x 25, 8.8, Full Thd
4		896-15010		20	WASHER, M10 x 24.5 x 3, HT
5		829-1410		12	NUT, M10, CI 10
6		84425561		1	BRACKET, Mounting
7		84469914		1	PLATFORM, DPF Painted
8		614-10035		8	BOLT, Hex, M10 x 35, 8.8, Full Thd
9		811-10035		4	CARRIAGE BOLT, Short NK, M10 x 35, CI8.8
10		84280294		2	CLAMP, DPF
11		84428318		2	CLAMP, Collar
12		84394768		1	SENSOR, DPF Pre
13		87482353		1	SENSOR, DPF Post
14		84467680		1	BRACKET, Sensor Firewall
15		84556984		1	PIPE, Right Hand
16		84286040		1	SENSOR, Catalist
17		335135		1	TUBE NUT, M14 x 1.5
18		823634		1	FERRULE, Cone Type 6mm
19		3138527R1		1	NUT, Coupling, M12 x 1.5
20		84527779		1	PIPE, Left Hand
21		335136		1	FERRULE, Ring
22		84286249		1	SENSOR, Delta Pressure
23		84471568		1	HOSE, Left Hand Sensor
24		84471567		1	HOSE, Right Hand Sensor
25		614-6025		2	BOLT, Hex, M6 x 25, 8.8, Full Thd
26		829-1406		2	NUT, M6, CI 10
27		84377127		1	TUBE, Exhaust System
28		84409146		1	HOSE CLAMP, Retaining
29		A170467		1	CLAMP, 3.18 Inch V - Band
30		84545613		2	CLAMP, Heater Hose
31		84538538		2	CLAMP, Heater Hose
32		515-2163		1	WIRE CLAMP, 1/8", Insul, 1/4" Bolt
33		515-2179		1	CLAMP, 5/16", Insul, 1/4" Bolt
34		614-6014		2	BOLT, Hex, M6 x 14, 8.8, Full Thd

588H 586H

EXHAUST MANIFOLD (504389744)



—|10 101 01 01|

10.101 01 01



10.254.05

p1

01/12

EXHAUST MANIFOLD (504389744)

REF	FN	PART NUMBER	YR/SN	QTY	DESCRIPTION
1		504388669		1	EXHAUST MANIFOLD
2		504170332		1	GASKET
3		504294819		8	BOLT
4		16729434		2	SCREW
5		500322677		2	NUT, M8

586H 588H

EXHAUST MANIFOLD (5801504641)

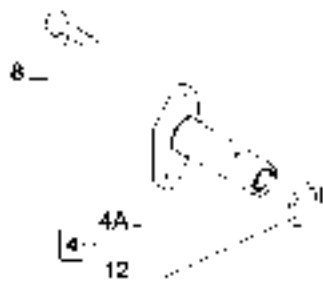
REF	FN	PART NUMBER	YR/SN	QTY	DESCRIPTION
1		5801495578		1	HEAT EXCHANGER
2		5801520470		1	CONTROL VALVE
3		504385412		1	MOUNTING CLIP
4		5801459454		1	PIPE, ASSY Contains Ref.4A, 5
4A		NSS		1	NOT SERVICED SEPARATELY
5		17281881		2	O-RING, 0.674" ID x 0.88" OD x 0.103"
6		16597225		2	SCREW
7		5801385612		1	PIPE, ASSY Contains Ref.6, 7A, 14, 15, 16
7A		NSS		1	NOT SERVICED SEPARATELY
8		17289181		1	SEAL WASHER
9		504382200		1	JUNCTION
10		504341194		3	GASKET
11		16673635		2	BOLT, M8 x 20
12		16598325		3	SCREW
13		17044725		2	NUT
14		16597925		1	SCREW
15		4798845		2	SCREW
16		4893234		3	HOSE CLAMP
17		5801501991		1	SLEEVE
18		16673735		2	SCREW

586H 588H

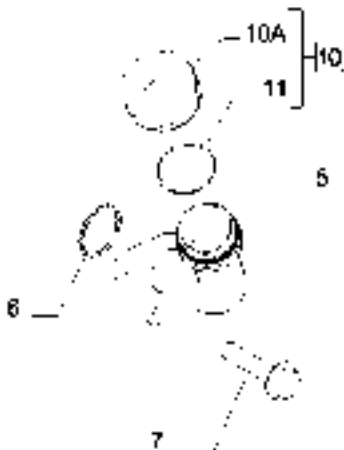
PUMP, ENGINE OIL & RELATED PARTS (5801406438)



10.001.02



10.108.03



10.304.01

01

p1

01/12

PUMP, ENGINE OIL & RELATED PARTS (5801406438)

REF	FN	PART NUMBER	YR/SN	QTY	DESCRIPTION
1		504226579		1	DIPSTICK, ASSY Contains Ref.1A, 2, 3.
2		504027969		1	SEALRING
3		17277981		2	O-RING, 9.25mm ID x 1.78mm Width
4		504382195		1	PRESSURE RELIEF VALVE, ASSY Contains Ref.4A, 12.
4A		NSS		1	NOT SERVICED SEPARATELY
5		504087621		1	NECK FILLER
6		17283181		1	O-RING
7		16677735		2	SCREW
8		16673635		2	BOLT, M8 x 20
9		16588225		1	SCREW
10		500301568		1	PLUG, ASSY Contains Ref.10A, 11.
10A		NSS		1	NOT SERVICED SEPARATELY
11		17295480		1	O-RING
12		17281881		1	O-RING, 0.674" ID x 0.88" OD x 0.103"

586H 588H

PUMP, ENGINE OIL & RELATED PARTS (504382676)



10.001.02



10.304.01	02	p1	01/12
-----------	----	----	-------

PUMP, ENGINE OIL & RELATED PARTS (504382676)

REF	FN	PART NUMBER	YR/SN	QTY	DESCRIPTION
1		5801365117		1	ENGINE OIL PUMP
2		4794007		3	SCREW

	586H 588H
--	------------------

OIL PUMP PIPING (504154691)



|10.001 02



10.102.01



10.304.03

p1

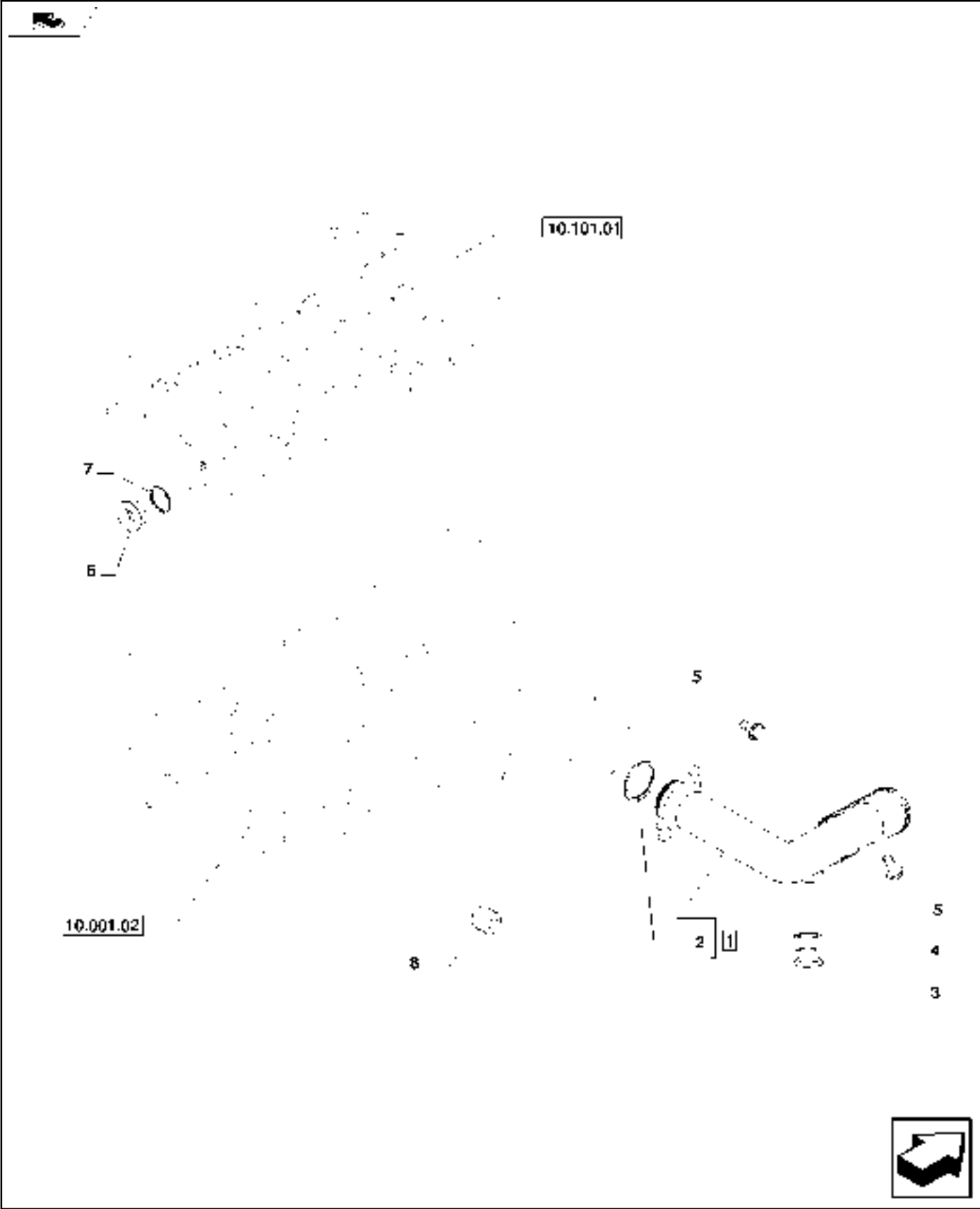
01/12

OIL PUMP PIPING (504154691)

REF	FN	PART NUMBER	YR/SN	QTY	DESCRIPTION
1		504179050		1	FILTER STRAINER
2		18139424		2	SCREW
3		16689024		1	SCREW
4		17282281		1	O-RING, D. 23,4 mm SP=2,6 mm

586H 588H

PIPING - ENGINE COOLING SYSTEM (504386309)



10.400.01

p1

01/12

PIPING - ENGINE COOLING SYSTEM (504386309)

REF	FN	PART NUMBER	YR/SN	QTY	DESCRIPTION
1		504182961		1	PIPE, - ASSY Contains Ref.2
2		17289081		1	O-RING, 31.34mm ID x 3.53mm Width, D. 31,34X3, 53 mm
3		16992415		1	PLUG, M16 x 1.5
4		16508260		1	GASKET, D = 16 x 20
5		16600224		1	SCREW, M8X1,25X18 mm
6		16993711		1	PLUG
7		99469380		1	SEALING WASHER
8		16994611		1	PLUG

586H 588H

TEMPERATURE CONTROL (THERMOSTAT) - (5801367247)



10.101.01



TEMPERATURE CONTROL (THERMOSTAT) - (5801367247)

REF	FN	PART NUMBER	YR/SN	QTY	DESCRIPTION
1		5801367249		1	THERMOSTAT
2		504385442		1	GASKET
3		16598325		2	SCREW
4		16673635		2	BOLT, M8 x 20
5		500382599		1	SENSOR
6		5801402756		1	BRACKET, SUPPORTING
7		504385061		1	CONTROL VALVE
8		16689121		2	SCREW
9		18137825		1	SCREW

586H 588H

WATER PUMP & RELATED PARTS (504386949)

10.001 02



WATER PUMP & RELATED PARTS (504386949)

REF	FN	PART NUMBER	YR/SN	QTY	DESCRIPTION
1		5801395338		1	WATER PUMP
2		504062856		1	GASKET
3		16586424		2	SCREW

	586H 588H
--	------------------

HEAT EXCHANGER (5801508975)

10.001.02

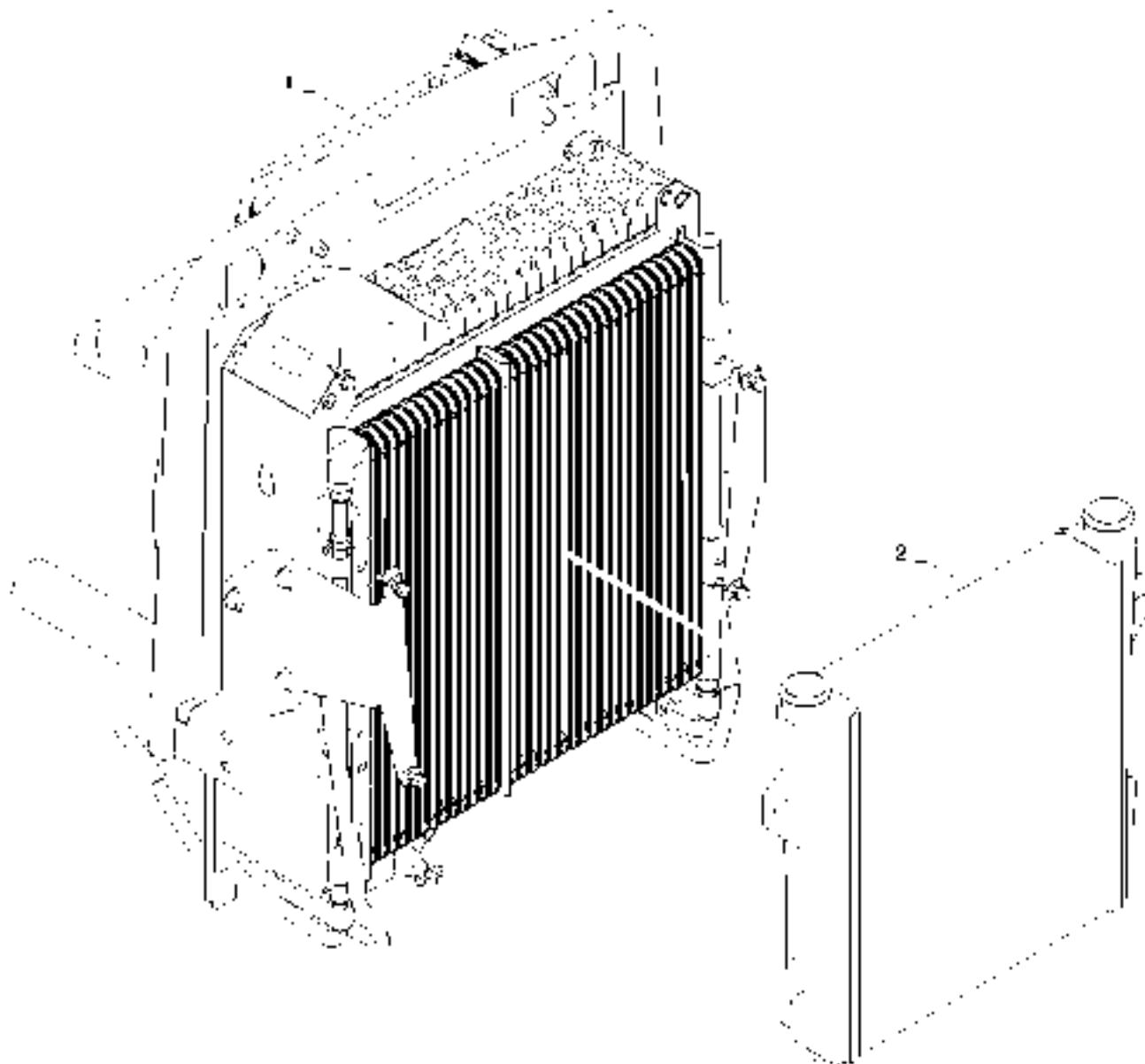


HEAT EXCHANGER (5801508975)

REF	FN	PART NUMBER	YR/SN	QTY	DESCRIPTION
1		5801508971		1	HEAT EXCHANGER
2		504077557		2	GASKET
3		504078695		1	OIL COOLER
4		16993411		2	PLUG
5		99489022		2	SEALING WASHER
6		16673635		2	BOLT, M8 x 20
7		16673835		7	SCREW
8		16586924		1	SCREW
9		16586625		2	SCREW
10		504381582		1	GASKET

586H 588H

AIR COOLER ASSEMBLY AND OIL COOLER ASSEMBLY



AIR COOLER ASSEMBLY AND OIL COOLER ASSEMBLY

REF	FN	PART NUMBER	YR/SN	QTY	DESCRIPTION
1		84493091		1	PACKAGE, Oil Cooler
2		87611122		1	COOLER, Charge Air

	588H 586H
--	------------------

CHARGE AIR COOLER, HOSE INSTALLATION

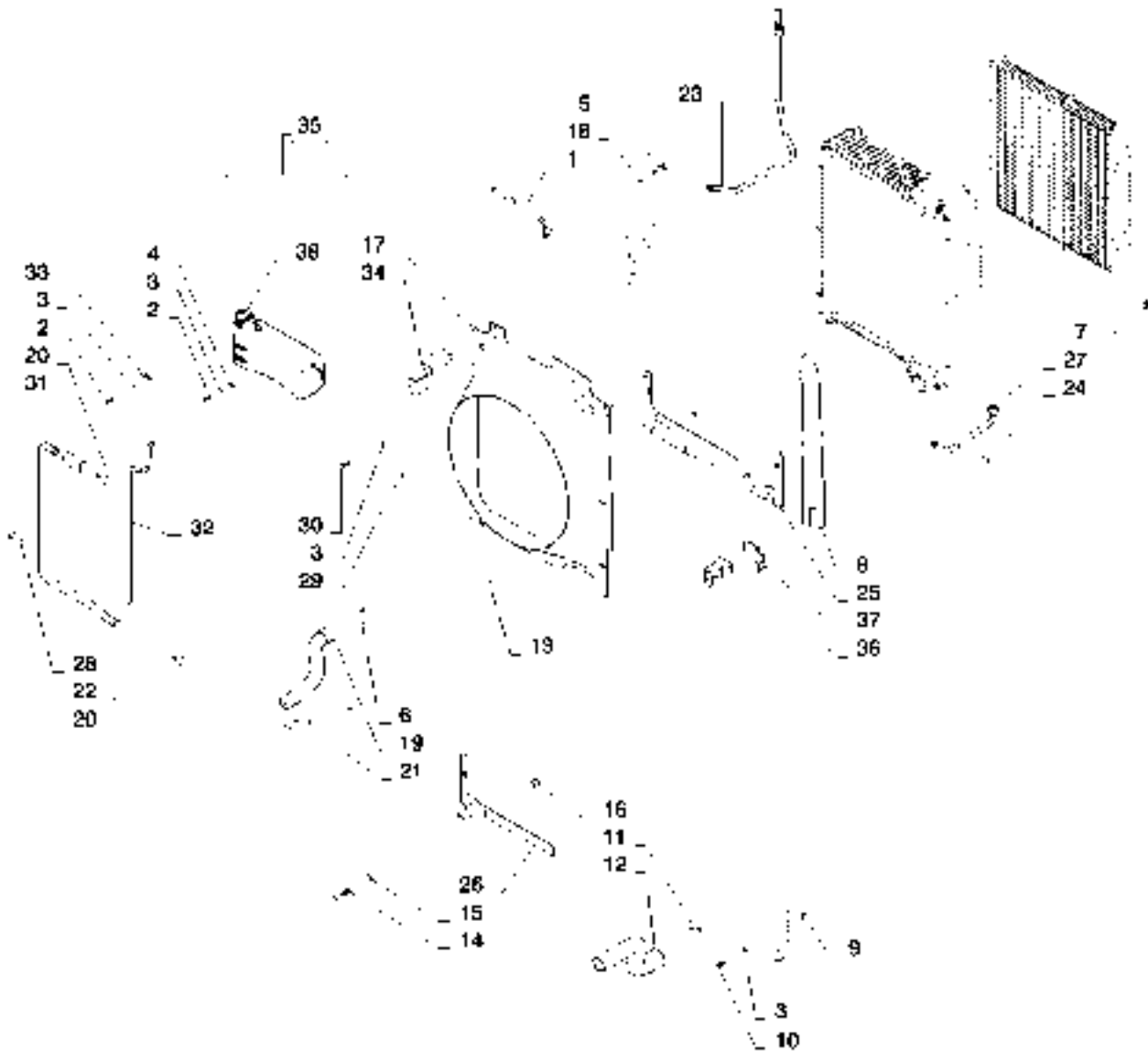


CHARGE AIR COOLER, HOSE INSTALLATION

REF	FN	PART NUMBER	YR/SN	QTY	DESCRIPTION
1		87548812		1	ELBOW, Outlet
2		87647029		2	HOSE CLAMP, 40-64 mm
3		87548811		1	ELBOW, Inlet
4		254026A1		7	HOSE CLAMP, Constant Torque
5		832-10408		2	LOCK NUT, M8 x 1.25, CI 8
6		87655042		4	SPECIAL WASHER, M8
7		614-8025		2	BOLT, Hex, M8 x 25, 8.8
8		84329351		1	TUBE, Right Hand
9		84329352		1	AIR HOSE, Charge Air
10		353036A1		1	CLAMP, Constant Torque
11		84329353		1	AIR HOSE, Charge Air
12		84329350		1	TUBE, Left Hand

588H 586H

OIL COOLER INSTALLATION, HARDWARE AND LINES



10.408.03

01

p1

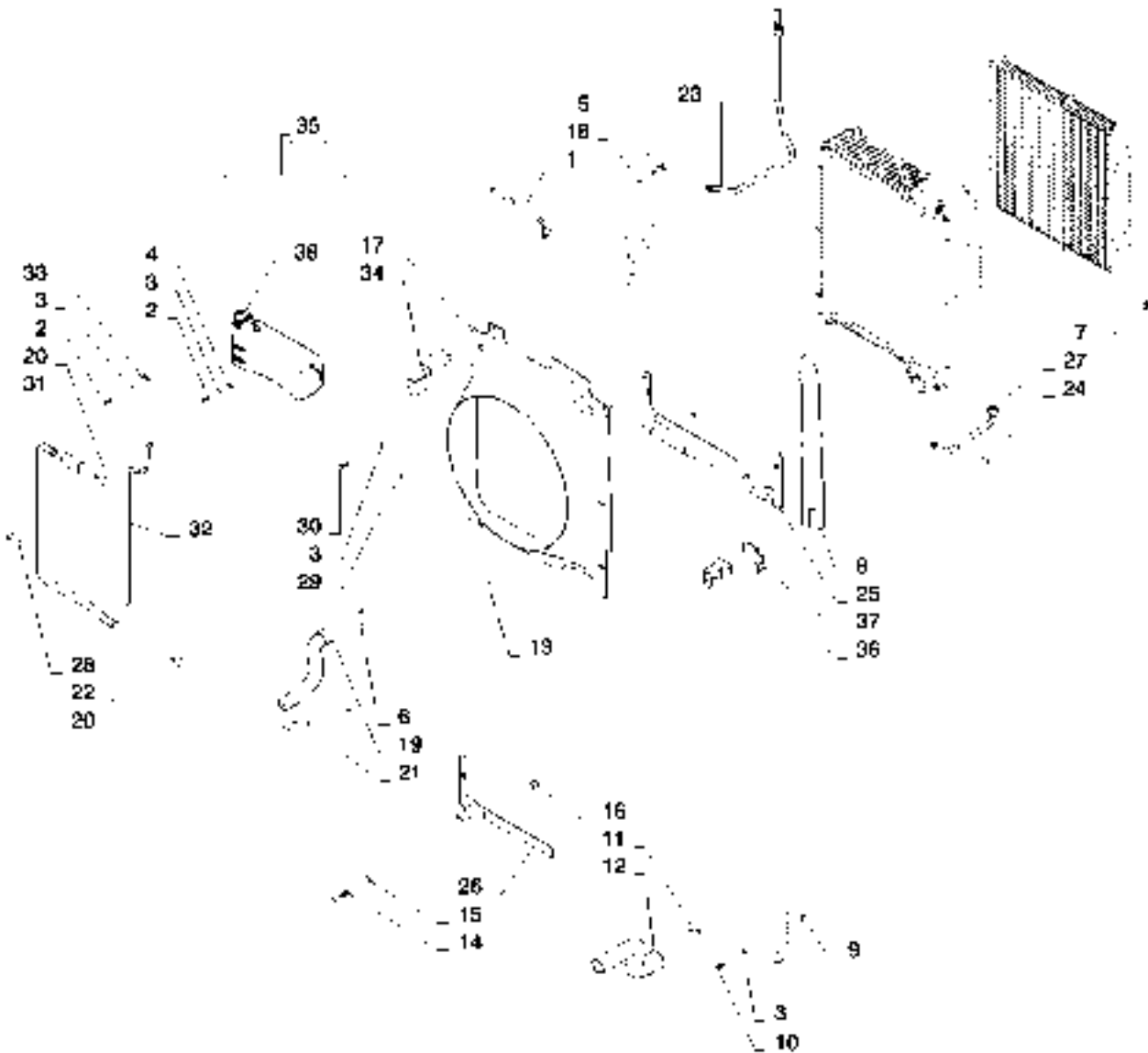
07/12

OIL COOLER INSTALLATION, HARDWARE AND LINES

REF	FN	PART NUMBER	YR/SN	QTY	DESCRIPTION
1		87715487		1	RADIATOR HOSE, 7.90 mm ID x 440.00 mm, SAE J30, SAE 30R6 Or SAE 20 R4 Class D1
2		614-8025		6	BOLT, Hex, M8 x 25, 8.8
3		87655042		10	SPECIAL WASHER, M8
4		214-1704		2	HOSE CLAMP, #4, 0.25/0.62 Type M Worm
5		87301325		1	FITTING, 5/16" Hose X 1/4" NPTF Beaded, Stem
6		87647029		1	HOSE CLAMP, 40 - 64 MM
7		218-5062		2	HYD CONNECTOR, 7/8"-14, 37° x 7/8"-14, O-Ring
8		87688817		2	RUBBER SEAL, Side Radiator
9		407962A1		2	SPACER, Zinc Plated
10		614-8020		2	BOLT, Hex, M8 x 20, 8.8
11		214-1440		1	HOSE CLAMP, #40, 2.06/3.00 Type F Worm
12		84474837		1	RADIATOR HOSE, Lower
13		87301356		1	RIVET, Pop, 3/16" x .700"
14		614-8040		1	BOLT, Hex, M8 x 40, 8.8, Full Thd
15		515-22254		1	CLAMP, 1", Insul, 5/16" Bolt
16		87418360		1	SPACER, 8MM X 16MM
17		84350176		1	SHROUD, Fan
18		515-23143		1	CLAMP, 9/16", Insul, 3/8" Bolt
19		84329358		1	RADIATOR HOSE, Upper
20		214-1416		4	HOSE CLAMP, #16, 0.81/1.50 Type F Worm
21		87454376		1	HOSE, Deaeration End
22		87557237		1	TUBE, 1" OD, Deaeration
23		84485237		1	TUBE, Left Hand Upper
24		214-1412		2	HOSE CLAMP, #12, 0.69/1.25 Type F Worm
25		84540367		1	SEAL, Lower Radiator
26		87446082		1	RETAINING PLATE, Left Hand Lower Shroud
27		84485239		1	TUBE, Left Hand Lower
28		L11541		3	CABLE STRAP, 7 - 8 Inch Black
29		87301355		6	RIVET, Pop, 3/16" x .575"
30		806-8016		4	BOLT, Hex, Lock, M8 x 16, CI 10.9
31		87367622		1	HOSE, 25.40 mm ID x 60.00 mm, SAE 20R3 CLASS D-1 Or D-2, Tank to Tube
32		87616934		1	HOSE, 6.35 mm ID x 750.00 mm, SAE 30R6, Overflow
33		515-22127		1	CLAMP, 1/2", Insul, 5/16" Bolt

588H 586H

OIL COOLER INSTALLATION, HARDWARE AND LINES



10.408.03

01

p2

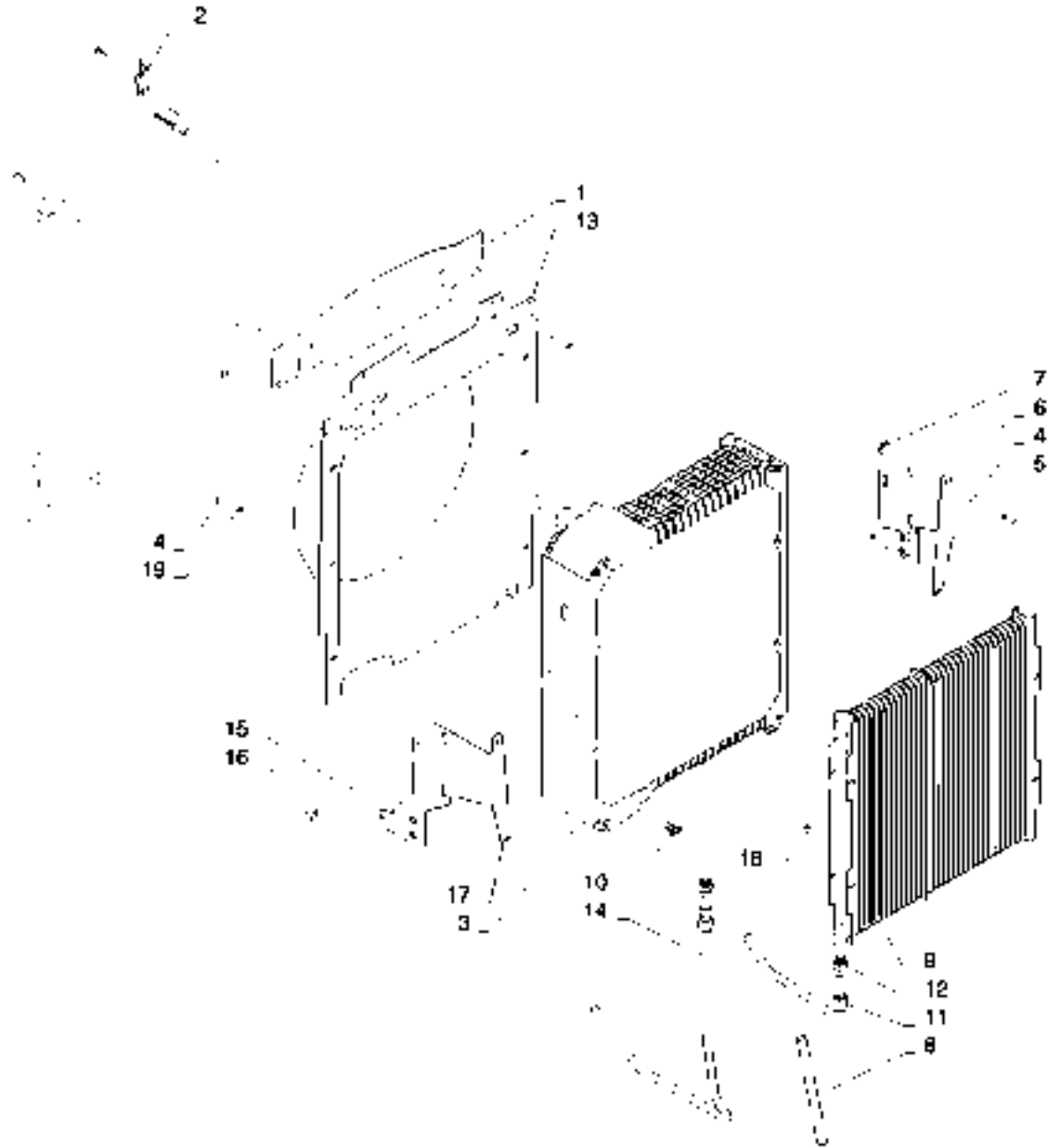
07/12

OIL COOLER INSTALLATION, HARDWARE AND LINES

REF	FN	PART NUMBER	YR/SN	QTY	DESCRIPTION
34		84387349		1	BRACKET, Bottle Retaining, Left Hand
35		87674844		1	COOLANT EXPANSION RESERVOIR, Bottle Assembly, Incl 38
36		84387348		1	BRACKET, Bottle Retaining, Right Hand
37		84387496		1	BRACKET, Right Hand CAC Tube Support
38		85803019		1	FILLER CAP, Coolant Tank

588H 586H

OIL COOLER INSTALLATION, HARDWARE AND LINES



10.408.03

02

p1

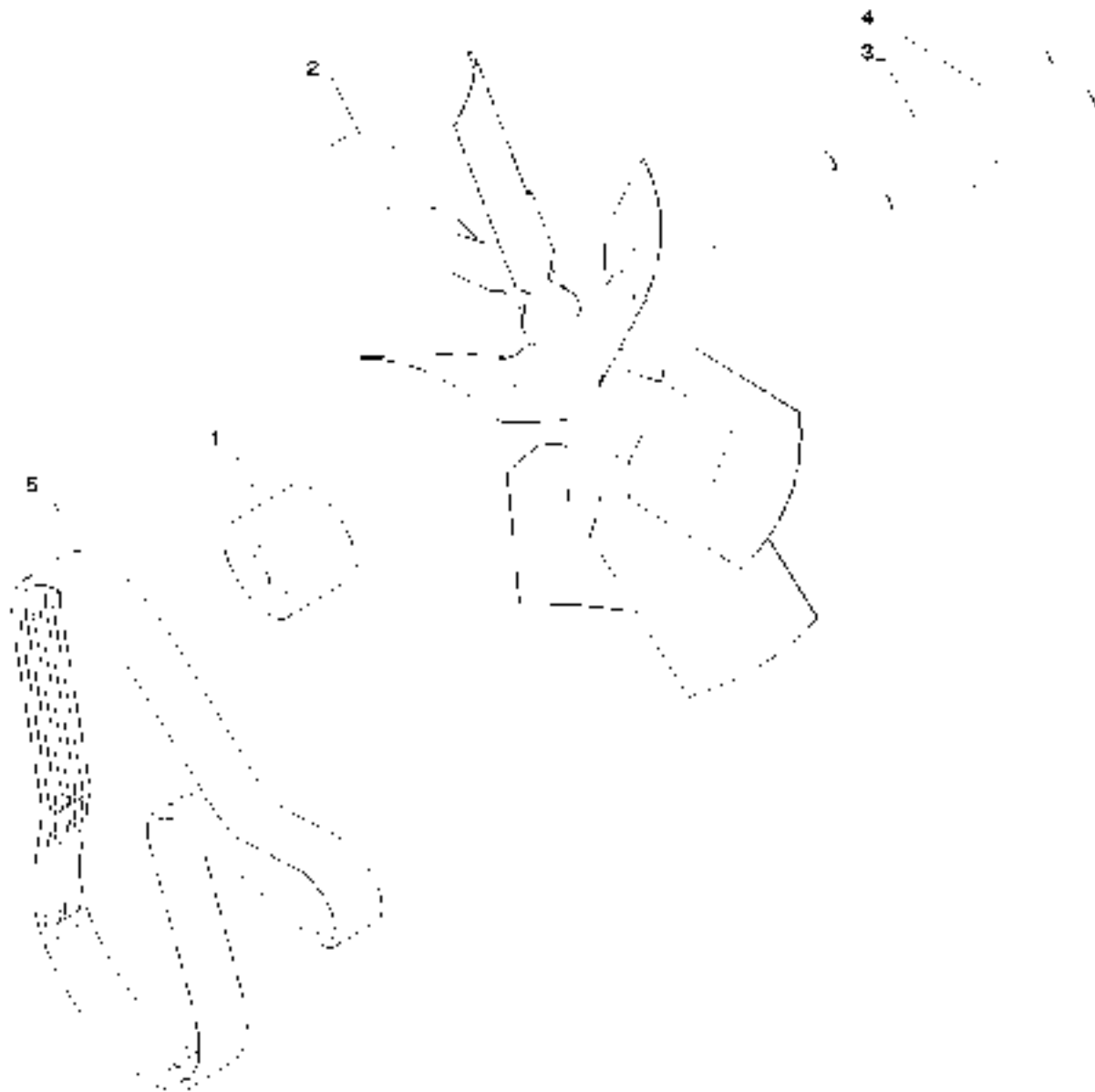
07/12

OIL COOLER INSTALLATION, HARDWARE AND LINES

REF	FN	PART NUMBER	YR/SN	QTY	DESCRIPTION
1		87628324		1	RUBBER SEAL, Top Radiator
2		84387500		1	BRACKET, Left Hand Charge Air Cooler Tube Support
3		87576645		1	RADIATOR, 5 Row
4		87655042		10	SPECIAL WASHER, M8
5		614-8035		4	BOLT, Hex, M8 x 35, 8.8
6		84359479		1	BRACKET, Left Hand
7		833-40408		4	NUT, M8, U
8		87311219		2	HOSE PROTECTION, 16.80 mm ID x 250.00 mm, Sprial Wrap
9		87441876		1	OIL COOLER, Denso
10		76904		1	VALVE, Drain Cock
11		84485235		1	TUBE, Right Hand Lower
12		218-5062		2	HYD CONNECTOR, 7/8"-14, 37° x 7/8"-14, O-Ring
13		87446081		1	RETAINING PLATE, Right Hand Lower Shroud
14		84485233		1	TUBE, Right Hand Upper
15		87655046		6	SPECIAL WASHER, M10
16		614-10020		6	BOLT, Hex, M10 x 20, 8.8, Full Thd
17		84359477		1	BRACKET, Right Hand Radiator
18		614-8012		4	BOLT, Hex, M8 x 12, 8.8, Full Thd
19		832-10408		7	LOCK NUT, M8 x 1.25, CI 8

588H 586H

ENGINE FAN INSTALLATIONS



10.414.01

p1

07/12

ENGINE FAN INSTALLATIONS

REF	FN	PART NUMBER	YR/SN	QTY	DESCRIPTION
1		87353191		1	SPACER, Fan
2		228133A2		1	FAN, 500 mm Diameter
3		87655046		4	SPECIAL WASHER, M10
4		814-10090		4	BOLT, Hex, M10 x 90, 8.8
5		84522330		1	BELT, TRANSMISSION, V-Ribbed

588H 586H

BELT PULLEY DRIVE & COVER (5801393168)



10.101 01 01



BELT PULLEY DRIVE & COVER (5801393168)

REF	FN	PART NUMBER	YR/SN	QTY	DESCRIPTION
1		5801393171		1	BRACKET, SUPPORTING, ASSY
2		4892732		1	BALL BEARING, 34 mm ID x 64 mm OD x 37 mm
3		4890732		1	RETAINER
4		500395697		1	SNAP RING, M68.2, Int
5		16592924		1	SCREW
6		4892426		1	HUB
7		16673735		5	SCREW
8		NSS		1	NOT SERVICED SEPARATELY
9		18139424		4	SCREW
10		5801398794		1	PULLEY

586H 588H

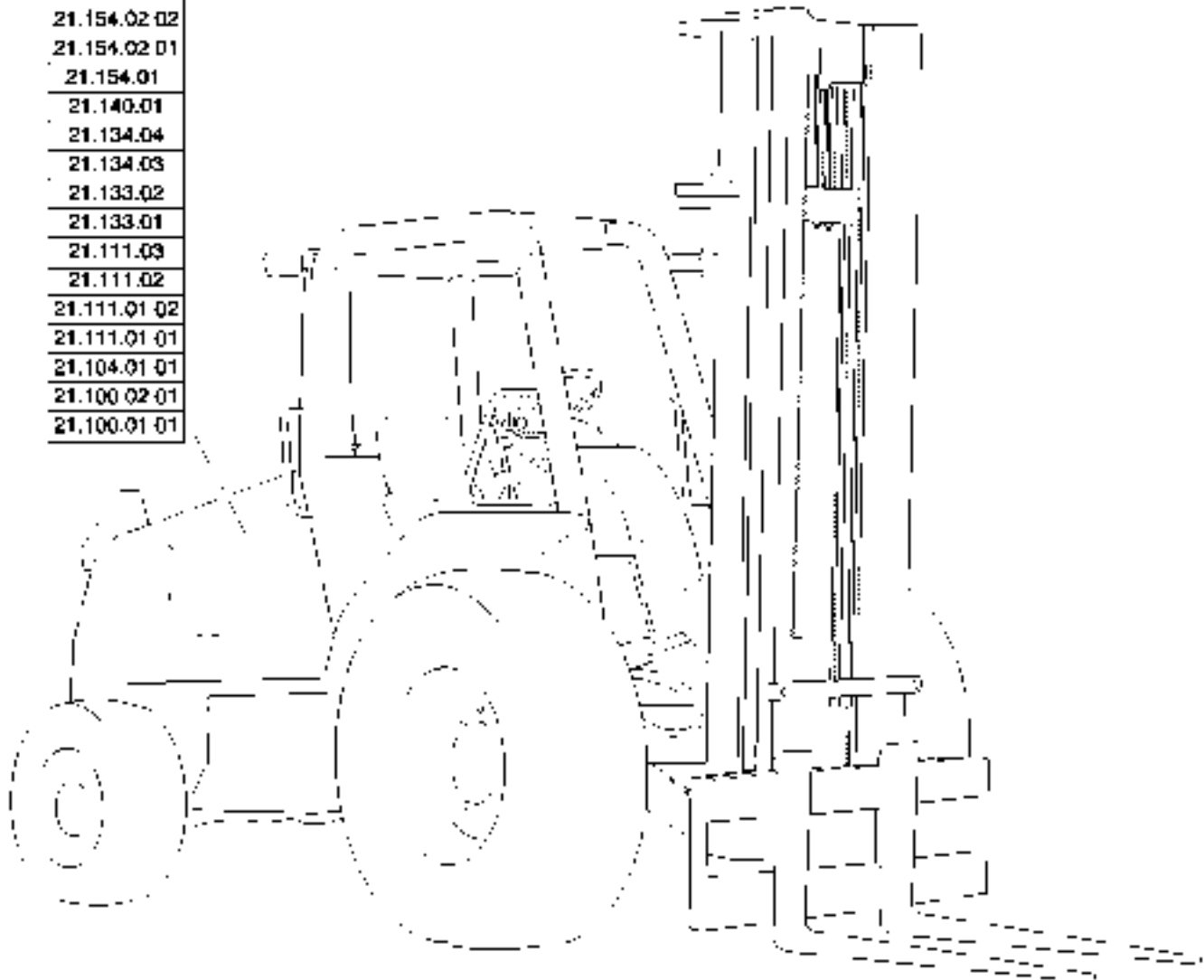
SECTION INDEX

21 - Transmission

21.000.00		PICTORIAL INDEX, TRANSMISSION
21.100.01	01	TRANSMISSION OIL PUMP, 2WD AND 4WD
21.100.02	01	TRANSMISSION OIL FILTER, 2WD AND 4WD
21.104.01	01	TRANSMISSION, OIL COOLER LINE INSTALLATION
21.111.01	01	TRANSMISSION HOUSING, 2WD
21.111.01	02	TRANSMISSION HOUSING 4WD
21.111.02		TRANSMISSION, OIL DIPSTICK
21.111.03		TRANSMISSION, MOUNTING PARTS, STANDARD
21.133.01		TRANSMISSION, SHIFT LEVER INSTALLATION
21.133.02		TRANSMISSION SHIFTING UNIT
21.134.03		TRANSMISSION VALVE CONTROL
21.134.04		TRANSMISSION CONTROL VALVE, 4WD
21.140.01		TRANSMISSION, INPUT/PTO SHAFT ASSEMBLY, 2WD AND 4WD
21.154.01		TRANSMISSION SHAFT, PRIMARY AND REVERSE, 2WD AND 4WD
21.154.02	01	TRANSMISSION SHAFT, SECONDARY, 2WD
21.154.02	02	TRANSMISSION SHAFT, SECONDARY 4WD
21.154.03		TRANSMISSION, OUTPUT SHAFT, 4WD
21.182.01		DIFFERENTIAL LOCK INSTALLATION, 2WD AND 4WD
21.700.01		TRANSMISSION TORQUE CONVERTER

PICTORIAL INDEX, TRANSMISSION

- 21.700.01
- 21.182.01
- 21.154.03
- 21.154.02.02
- 21.154.02.01
- 21.154.01
- 21.140.01
- 21.134.04
- 21.134.03
- 21.133.02
- 21.133.01
- 21.111.03
- 21.111.02
- 21.111.01.02
- 21.111.01.01
- 21.104.01.01
- 21.100.02.01
- 21.100.01.01



21.000.00

p1


05/12

PICTORIAL INDEX, TRANSMISSION

REF	FN	PART NUMBER	YR/SN	QTY	DESCRIPTION
-----	----	-------------	-------	-----	-------------

					586H 588H
--	--	--	--	--	-----------

TRANSMISSION OIL PUMP, 2WD AND 4WD



21.100.01

01

p1

07/12

TRANSMISSION OIL PUMP, 2WD AND 4WD

REF	FN	PART NUMBER	YR/SN	QTY	DESCRIPTION
1		84209030		1	PUMP, Assembly, Incl 2 - 5
2		87429970		1	PUMP, Charge
2		87429970R		1	REMAN-HYD PUMP, Charge
2		87429970C		1	CORE-HYDRAULIC PUMP, Charge
3		814-8060		6	BOLT, Hex, M8 x 60, 8.8
4		87429971		1	OIL SEAL, Charge Pump
5		181142A1		1	O-RING, 183.82mm ID x 2.62mm Width

586H 588H

TRANSMISSION OIL FILTER, 2WD AND 4WD



21.100.02

01

p1

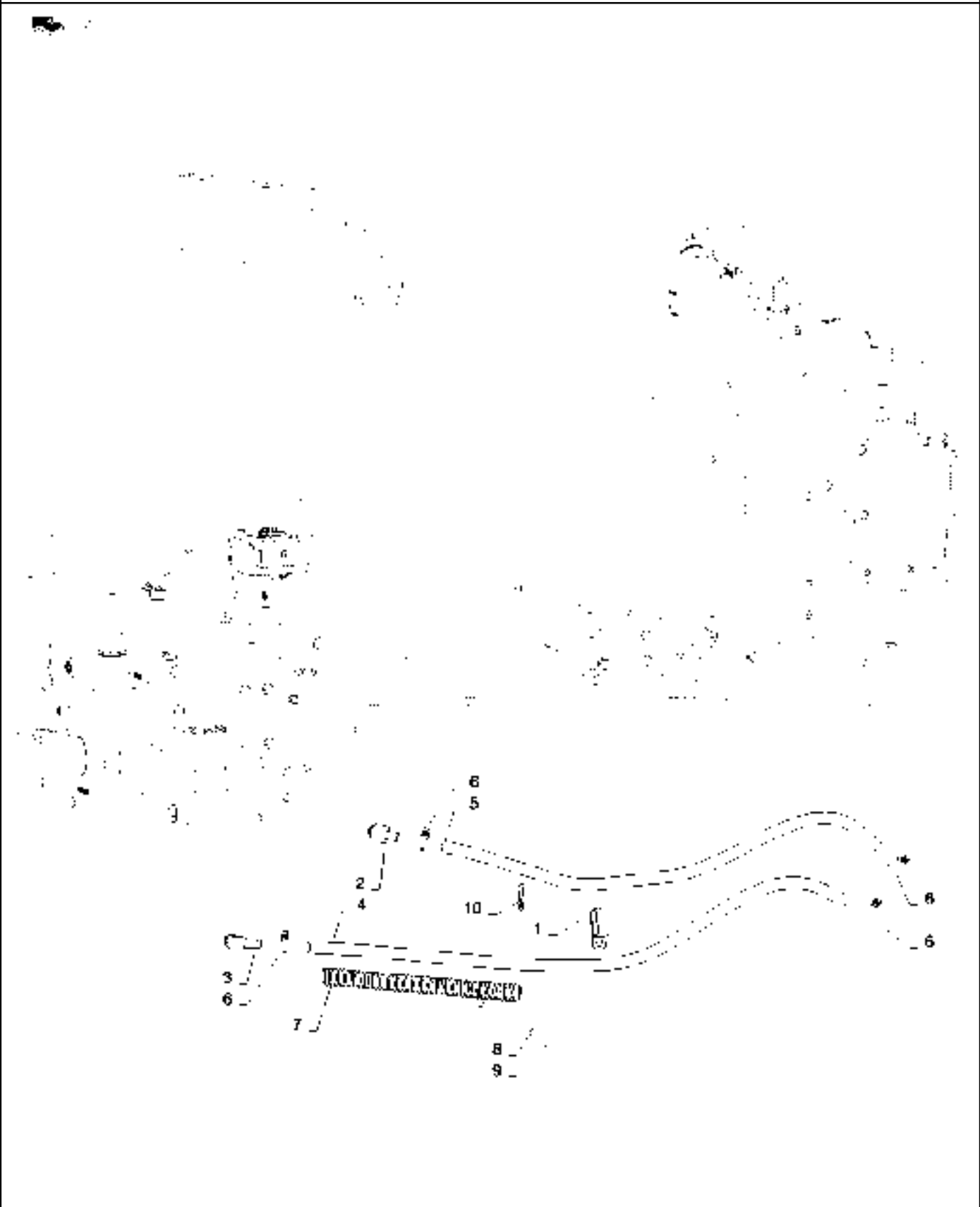
07/12

TRANSMISSION OIL FILTER, 2WD AND 4WD

REF	FN	PART NUMBER	YR/SN	QTY	DESCRIPTION
1		254686A2		1	FILTER, Oil
2		181202A1		1	FITTING, Oil Filter Connection
3		84127891		1	KIT, Valve Assembly
4		278534A1		1	FILTER SCREEN, Suction
5		100748A1		1	O-RING, 1.421" ID x 1.699" OD x 0.139"
6		84301332		1	COVER, Filter Screen
7		614-8018		2	BOLT, Hex, M8 x 18, 8.8, Full Thd

586H 588H

TRANSMISSION, OIL COOLER LINE INSTALLATION



21.104.01

01

p1

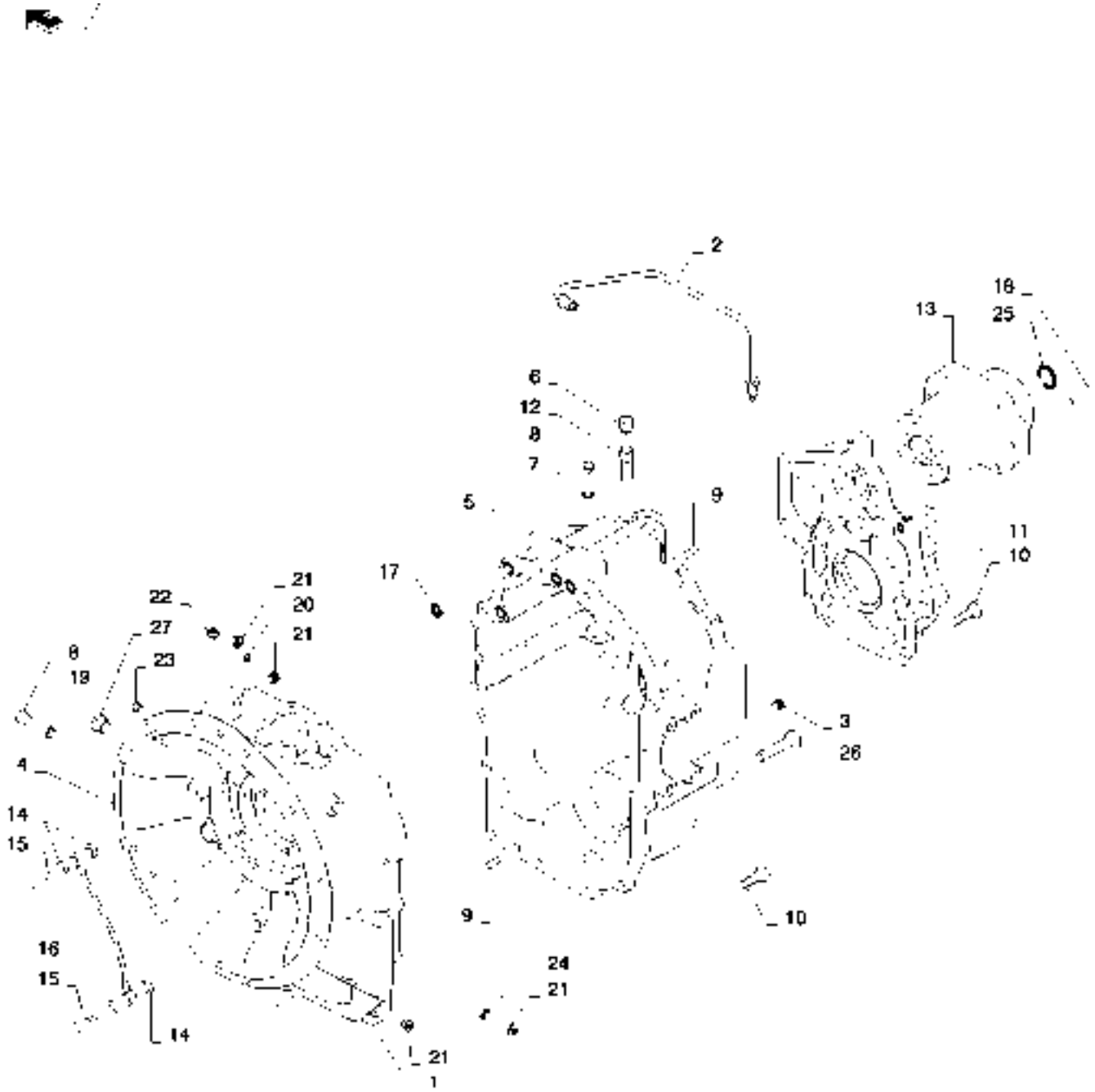
07/12

TRANSMISSION, OIL COOLER LINE INSTALLATION

REF	FN	PART NUMBER	YR/SN	QTY	DESCRIPTION
1		D39696		1	CLAMP, Double
2		217-314		1	FITTING, 45°, 5/8" Hose x 7/8"-14 ORB Beaded
3		217-349		1	ELBOW, 90°, 5/8" Hose x 7/8"-14 ORB Beaded, Incl O-Ring
4		87422598		1	HOSE, 15.87 mm ID x 488.00 mm, SAE 100R6, Transmission Cooler
5		87422597		1	HOSE, Transmission Cooler
6		328186A1		4	HOSE CLAMP, Constant Torque
7		D132982		1	PADDLE, Wiring and Hose Guarding
8		829-1410		1	NUT, M10, CI 10
9		87655046		1	SPECIAL WASHER, M10
10		L11541		1	CABLE STRAP, 7 - 8 Inch Black

588H 586H

TRANSMISSION HOUSING, 2WD

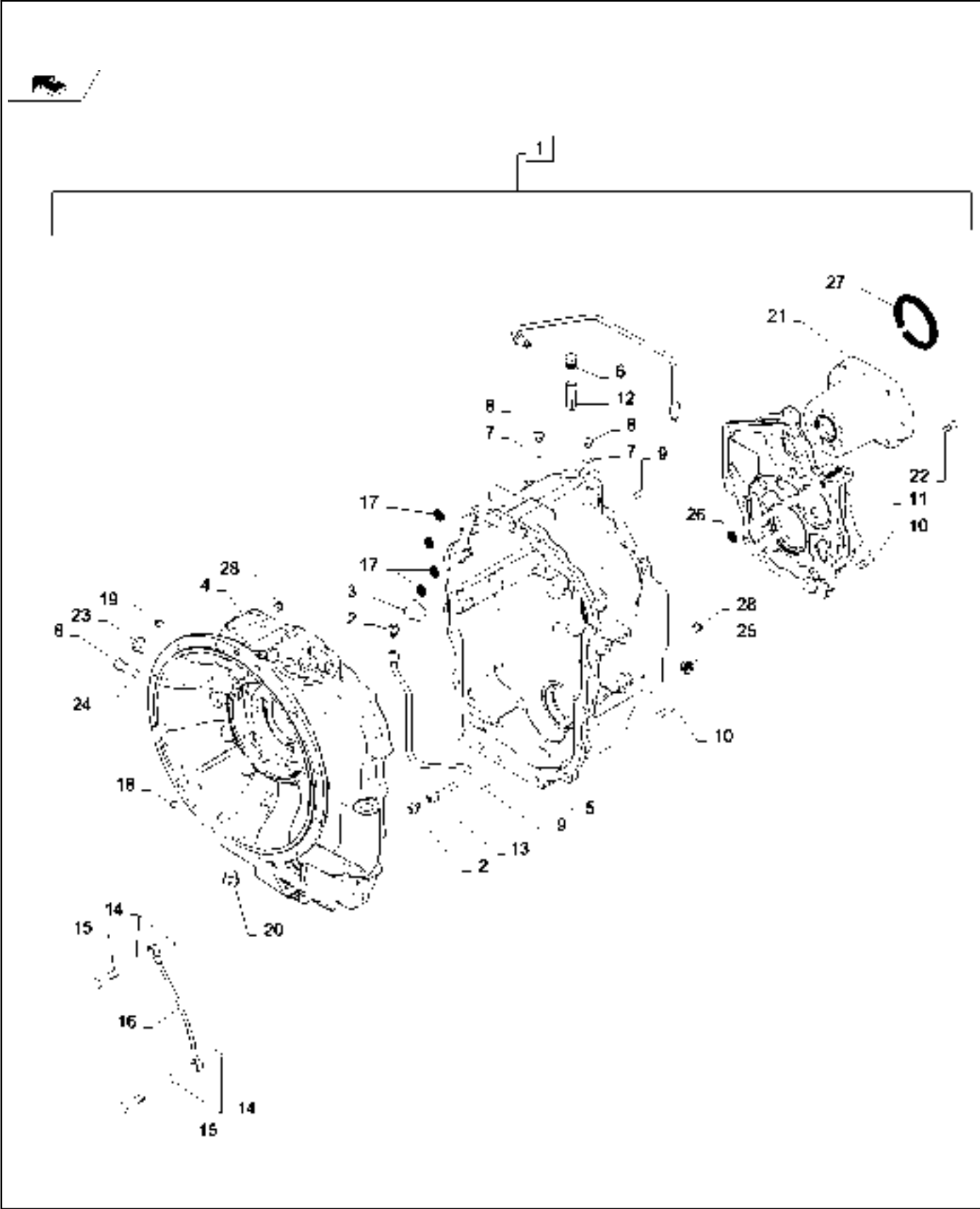


TRANSMISSION HOUSING, 2WD

REF	FN	PART NUMBER	YR/SN	QTY	DESCRIPTION
1		84468420		1	TRANSMISSION HOUSING, Assembly Incl 2 - 26
1		{84468420C}		1	
1		{84468420R}		1	
2		87701270		1	PIPE, Oil
3		100557A1		1	PLUG, DRAIN, Carraro
4		84318196		1	HOUSING, Front
5		87701255		1	TRANSMISSION HOUSING, Rear
6		1530028C1		1	BREATHER, Housing
7		934667R1		3	COPPER WASHER, M10 x 14 x 1
8		181100A1		4	PLUG, 1/8 Inch
9		K260177		3	PIN, Dowel
10		614-10030		17	BOLT, Hex, M10 x 30, 8.8
11		87701257		1	COVER, Transmission Housing
12		310772A1		1	VENTILATION PIPE, 18 mm OD, 42 mm Length
13		87701269		1	FLANGE, PTO
14		181105A1		4	COPPER WASHER, Seal
15		181179A1		2	BANJO BOLT, Screw
16		181232A1		1	TUBE, Lubrication
17		181141A1		4	O-RING, 17.12mm ID x 2.62mm Width
18		87701258		7	BOLT, M10 X 45
19		87429985		1	COPPER WASHER, Coupler Seal
20		87701779		1	RIVET, Pop
21		9625178		4	PLUG, Hex Soc, 9/16"-18 ORB, Incl 27
22		87701260		1	PLUG, M16 X 1.5
23		181101A1		1	PLUG, M14 X 1.5
24		272217		1	O-RING, -013, 90 Duro, .426" ID x .070" Thk
25		9617873		2	O-RING, 0.468" ID x 0.078" Width
26		814-10150		2	BOLT, Hex, M10 x 150, 8.8

586H 588H

TRANSMISSION HOUSING 4WD



21.111.01

02

p1

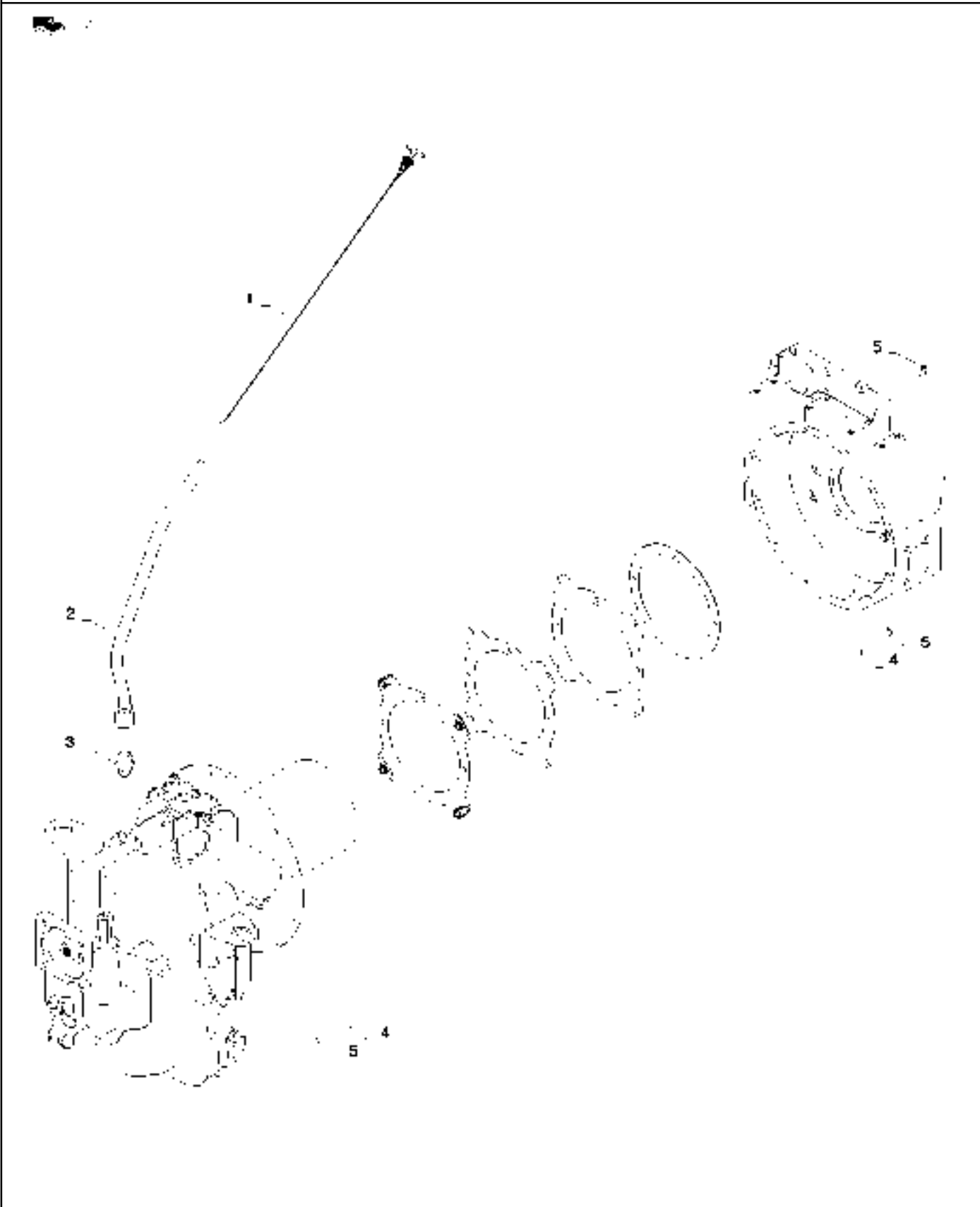
07/12

TRANSMISSION HOUSING 4WD

REF	FN	PART NUMBER	YR/SN	QTY	DESCRIPTION
1		84468417		1	TRANSMISSION HOUSING, 4 Wheel Drive, Incl 2 - 28
1		{84468417R}		1	Reman
1		{84468417C}		1	Core
2		218-1023		2	HYD CONNECTOR, 1/2"-20, 37° x 1/4"-18, NPTF
3		100557A1		1	PLUG, DRAIN, Oil
4		84318195		1	HOUSING, Front
5		87701777		1	TRANSMISSION HOUSING, Rear
6		1530028C1		1	BREATHER, Carraro
7		934667R1		3	COPPER WASHER, M10 x 14 x 1
8		181100A1		3	PLUG, Transmission Housing
9		K260117		2	GUIDE PIN, Dowel
10		614-10030		21	BOLT, Hex, M10 x 30, 8.8
11		87701257		1	COVER, Housing
12		310772A1		1	VENTILATION PIPE, 18 mm OD, 42 mm Length
13		181176A1		1	TUBE, Oil
14		181105A1		4	COPPER WASHER, Seal
15		181179A1		2	BANJO BOLT, Screw
16		181232A1		1	TUBE, Lubrication
17		181141A1		4	O-RING, 17.12mm ID x 2.62mm Width
18		87701779		1	RIVET, Pop
19		181101A1		1	PLUG, M14 X 1.5
20		239606A1		1	PLUG, Hex
21		87701269		1	FLANGE, PTO
22		87701258		7	BOLT, M10 X 45
23		87701270		1	PIPE, Oil
24		87429985		1	COPPER WASHER, Coupler Seal
25		1725741		1	PLUG, Hex M20
26		272217		1	O-RING, -013, 90 Duro, .426" ID x .070" Thk
27		87429982		1	O-RING, Pump Mount
28		9625178		2	PLUG, Hex Soc, 9/16"-18 ORB

586H 588H

TRANSMISSION, OIL DIPSTICK

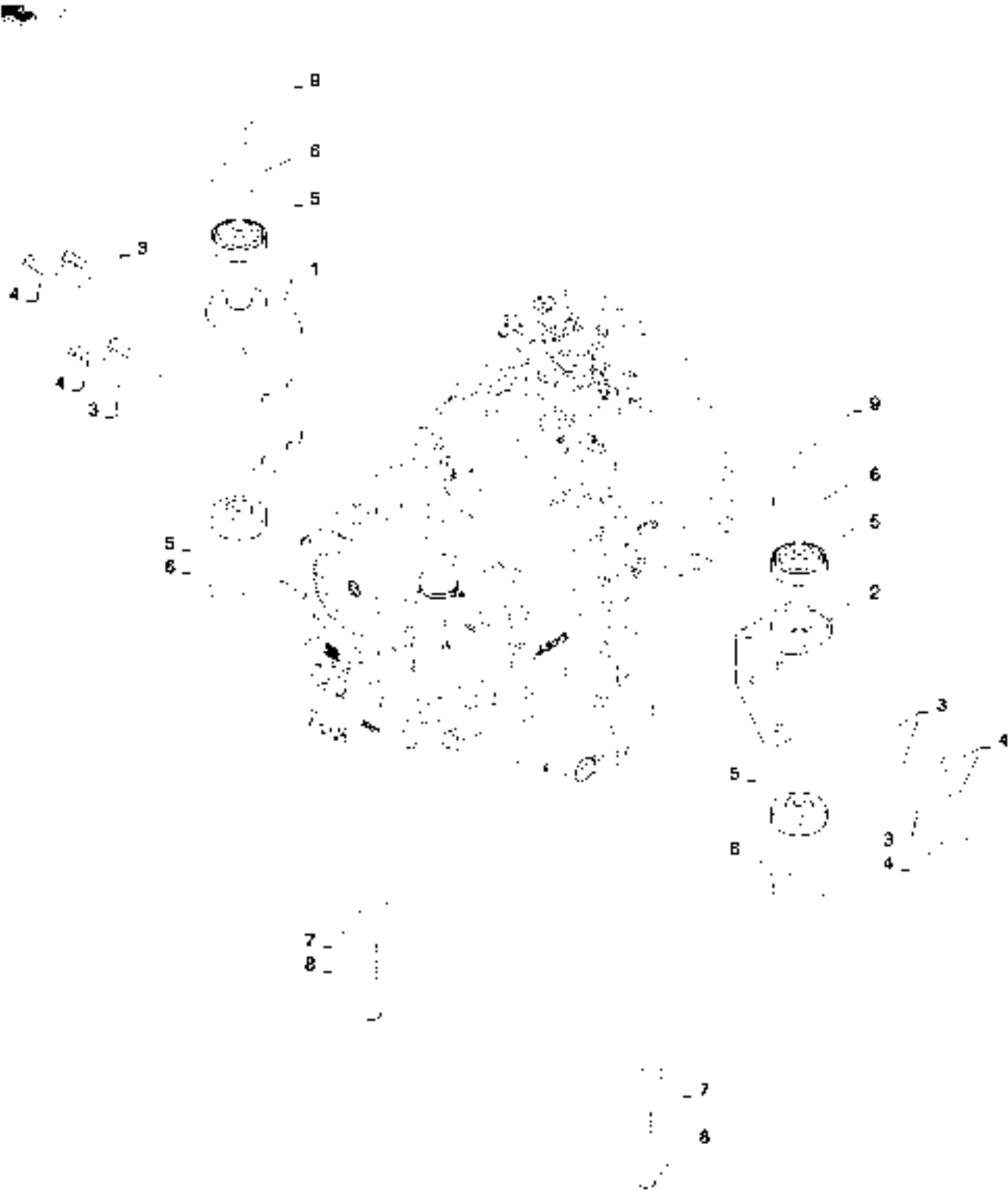


TRANSMISSION, OIL DIPSTICK

REF	FN	PART NUMBER	YR/SN	QTY	DESCRIPTION
1		87601345		1	DIPSTICK, Transmission
2		84329366		1	TUBE, Dipstick, Standard
3		218-459		1	HYD CONNECTOR, 1 5/16"-12, 37° x 3/4"-14, NPTF, Incl O-Ring
4		496-21041		12	WASHER, 13/32" x 13/16" x .089", HDN
5		627-10030		12	BOLT, Hex, M10 x 30, 10.9, Full Thd

588H 586H

TRANSMISSION, MOUNTING PARTS, STANDARD

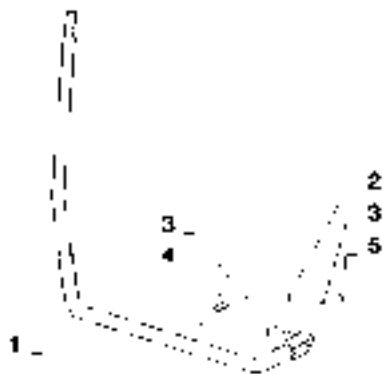
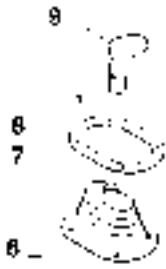


TRANSMISSION, MOUNTING PARTS, STANDARD

REF	FN	PART NUMBER	YR/SN	QTY	DESCRIPTION
1		84567307		1	BRACKET, Left Hand
2		84567310		1	BRACKET, Right Hand
3		896-11012		7	WASHER, M13.5 x 24.5 x 3, HT
4		614-12030		7	BOLT, Hex, M12 x 30, 8.8
5		84383342		4	MOUNT, Isolator
6		47395221		4	WASHER, 0.656 X 3 X 0.179
7		86592702		2	WASHER, M16 x 45 x 6, HT
8		321246		2	BOLT, Hex, M16 x 120, 8.8
9		832-10416		2	LOCK NUT, M16 x 2, CI 8

588H 586H

TRANSMISSION, SHIFT LEVER INSTALLATION



21.133.01

p1

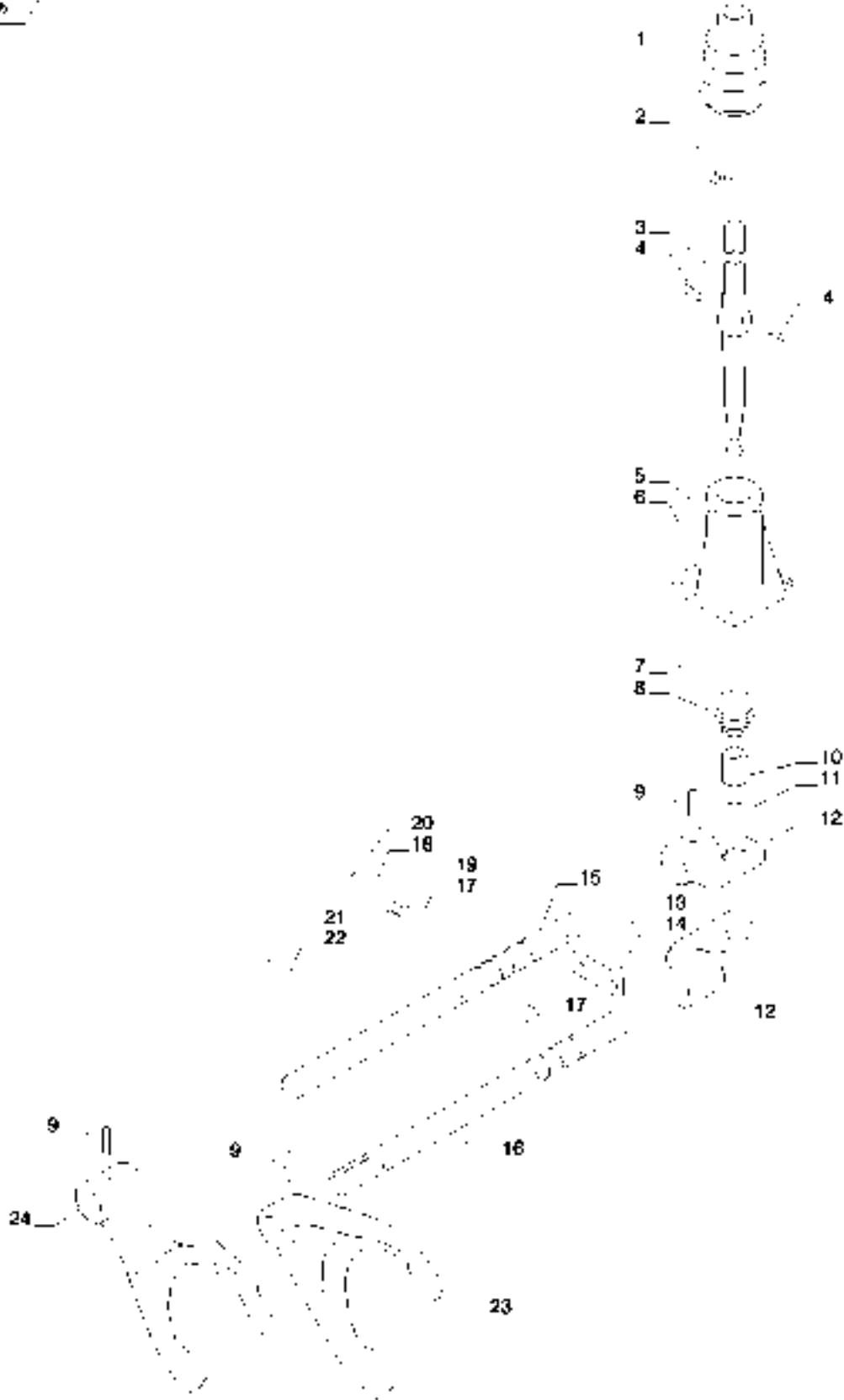
07/12

TRANSMISSION, SHIFT LEVER INSTALLATION

REF	FN	PART NUMBER	YR/SN	QTY	DESCRIPTION
1		348559A2		1	LEVER, Forklift Shift
2		126-116		1	WOODRUFF KEY, #9, 3/16" x 3/4", HT
3		87655043		2	SPECIAL WASHER, M12
4		827-12065		1	BOLT, Hex, M12 x 65, 10.9
5		832-10412		1	LOCK NUT, M12 x 1.75, Cl 8
6		353353A1		1	BOOT, Shift Lever
7		353871A1		1	RETAINER, Ring Boot
8		329032A1		4	SCREW, Self Tap
9		331961A1		1	BUTTON, Shift Knob

588H 586H

TRANSMISSION SHIFTING UNIT

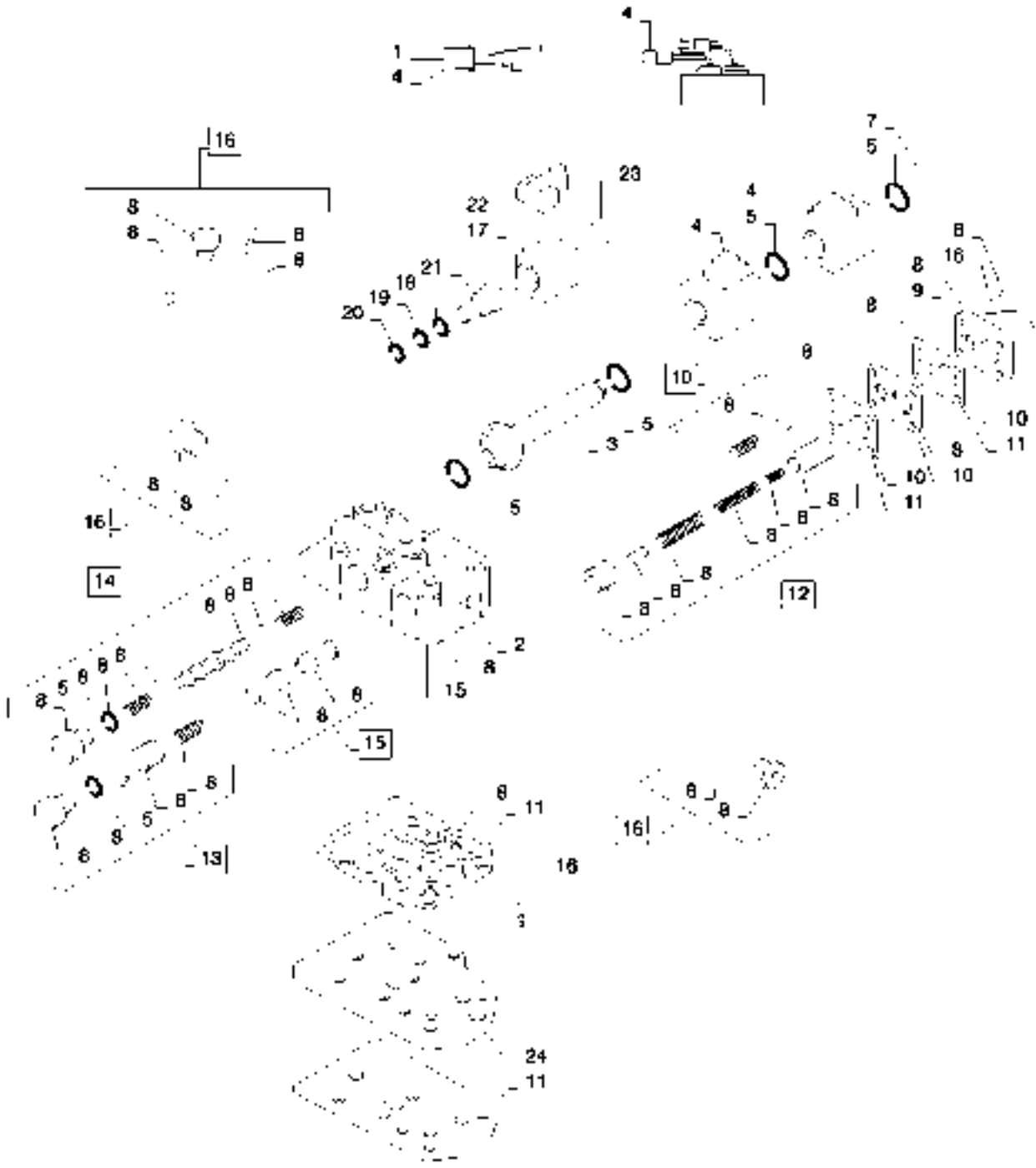


TRANSMISSION SHIFTING UNIT

REF	FN	PART NUMBER	YR/SN	QTY	DESCRIPTION
1		1967581C1		1	BOOT, Shift Lever
2		181177A1		1	CLAMP, Worm
3		190428A3		1	LEVER, Shift
4		1967585C1		2	PIN, Roll
5		181171A1		1	COVER, Shift Linkage
6		864-8025		3	HEX SOC SCREW, Hex Soc Hd, M8 x 25, 8.8
7		181138A1		1	O-RING, 59.99mm ID x 2.62mm Width
8		278533A1		1	SPRING, Return Level
9		905794R1		4	PIN, M6 x 30, Coiled
10		278532A1		1	BUSHING, Shift Lever
11		279039A1		1	RING SNAP, Shift Lever
12		181173A1		2	SELECTOR, Shifter
13		864-10025		2	SCREW, Hex Soc Hd, M10 x 25, 8.8
14		181175A1		1	PLATE, Mounting
15		181245A2		1	SHIFT RAIL, 3rd and 4th Speed
16		87578867		1	SHIFT RAIL, 1st and 2nd Speed
17		181139A1		4	BALL, 10mm
18		87429994		2	SEALING WASHER, 12 X 20 X1.5
19		1966993C1		2	SPRING, Shift Lever
20		87701338		2	BOLT, Transmission
21		181100A1		1	PLUG, Shift Lever
22		87429985		1	COPPER WASHER, Seal
23		181203A1		1	SHIFTER FORK, 3rd and 4th Speed
24		181174A2		1	SHIFTER FORK, 1st and 2nd Speed

586H 588H

TRANSMISSION VALVE CONTROL



21.134.03

p1

07/12

TRANSMISSION VALVE CONTROL

REF	FN	PART NUMBER	YR/SN	QTY	DESCRIPTION
1		87524409		1	CONTROL VALVE, Transmission Control, With Improved Snap Ring at Flow Divider Area; Incl 2 - 23
2		NSS		1	NOT SERVICED SEPARATELY, Housing Incl in 1
3		190442A1		1	PLUNGER, Solenoid
4		87456900		1	SERVICE KIT, Solenoid Incl (2) Solenoids
5		87524436		1	REPAIR KIT, Seal Incl (6) O-Rings
7		87530365		1	PLUG, Solenoid
8		87524441		1	KIT, Valve Body Component Parts
9		181251A1		1	COVER, Modulation
10		87524439		1	REPAIR KIT, Plate Incl (1) Plate, (2) Gasket, (1) Ball, (1) Spring
11		87524437		1	REPAIR KIT, Gasket Incl (2) Gasket Plates
12		87524438		1	REPAIR KIT, Modulation Valve Incl (2) Piston, (1) Pin, (3) Springs
13		87524433		1	REPAIR KIT, Flow Divider Piston Incl (1 each) Plug, O-Ring, Spring, Piston, Snap Ring
14		87524432		1	REPAIR KIT, Forward Reverse Spool Incl (1) O-Ring, (2) Washer, (1) Plug, (1) Piston Spool, (2) Spring
15		87524440		1	REPAIR KIT, Control Valve Body Housing Incl (1) Housing, Plus (1) Bushing, (2) Snap Rings at Flow Divider
16		87524435		1	REPAIR KIT, Bolt Incl (7) Plugs, (13) Bolts, (6) Copper Washers
17		349295A1		1	SOLENOID VALVE, Differential Lock Solenoid Valve; Incl 18 - 23
18		237-6008		1	O-RING, 0.176" ID x 0.316" OD x 0.07"
19		238-5014		1	O-RING, 0.489" ID x 0.629" OD x 0.07"
20		238-5013		1	O-RING, 0.426" ID x 0.566" OD x 0.07"
21		NSS		1	NOT SERVICED SEPARATELY, Valve, Cartridge Incl in 1
22		298614A1		1	SOLENOID, Coil
23		349292A1		1	NUT, Jam
24		181207A1		1	PLATE, Feeding Not Incl in 1

586H 588H

TRANSMISSION CONTROL VALVE, 4WD



21.134.04

p1

07/12

TRANSMISSION CONTROL VALVE, 4WD

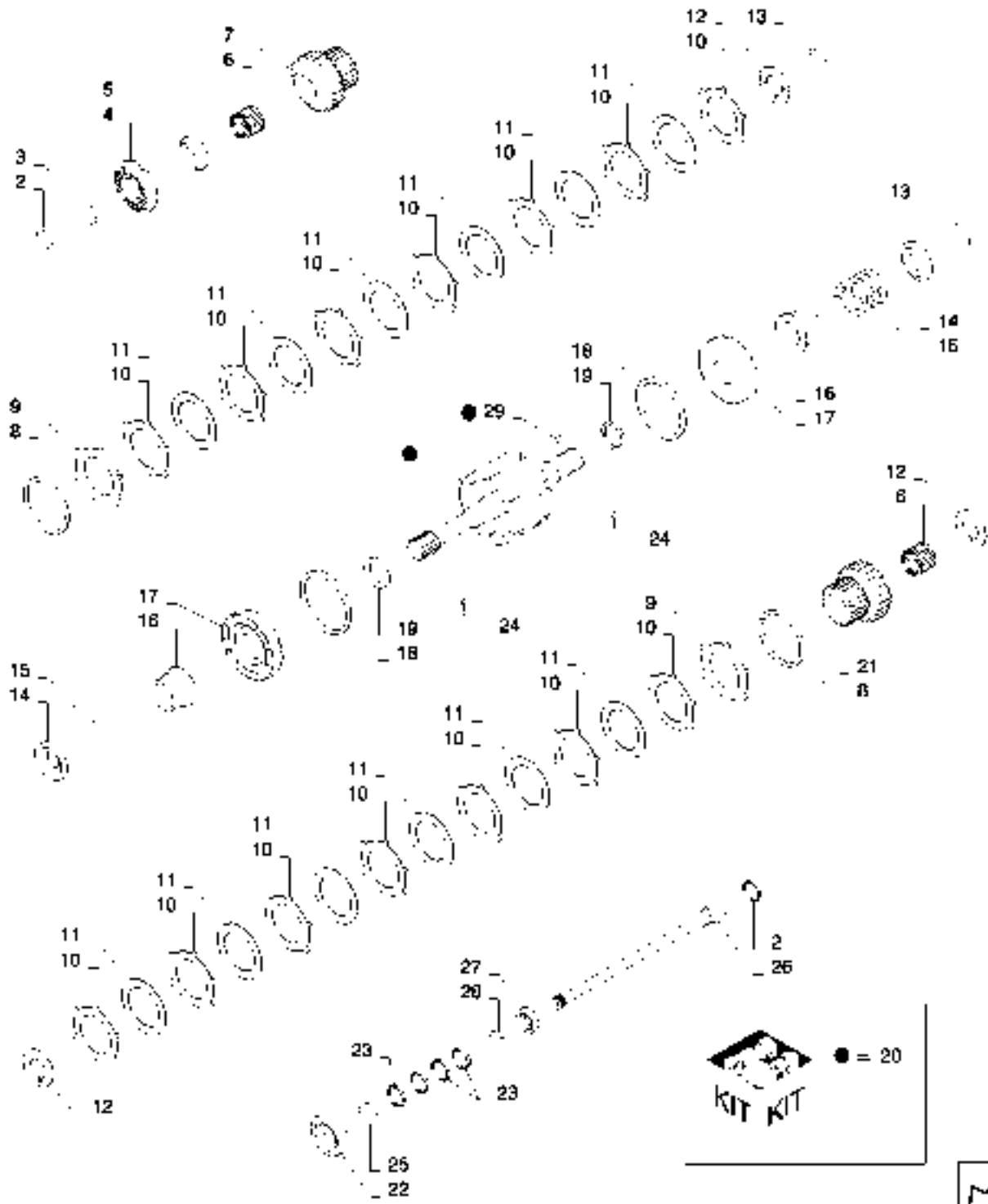
REF	FN	PART NUMBER	YR/SN	QTY	DESCRIPTION
1		87429978		1	SOLENOID VALVE, Transmission Control 4WD
2		190431A1		1	VALVE, Solenoid
3		366910A1		1	SEAL, Valve
4		321428A1		1	HOUSING, Solenoid Valve
5		814-8060		3	BOLT, Hex, M8 x 60, 8.8
6		181100A1		1	PLUG, 1/8 Inch
7		934667R1		1	COPPER WASHER, M10 x 14 x 1

586H 588H

TRANSMISSION, INPUT/PTO SHAFT ASSEMBLY, 2WD AND 4WD



1

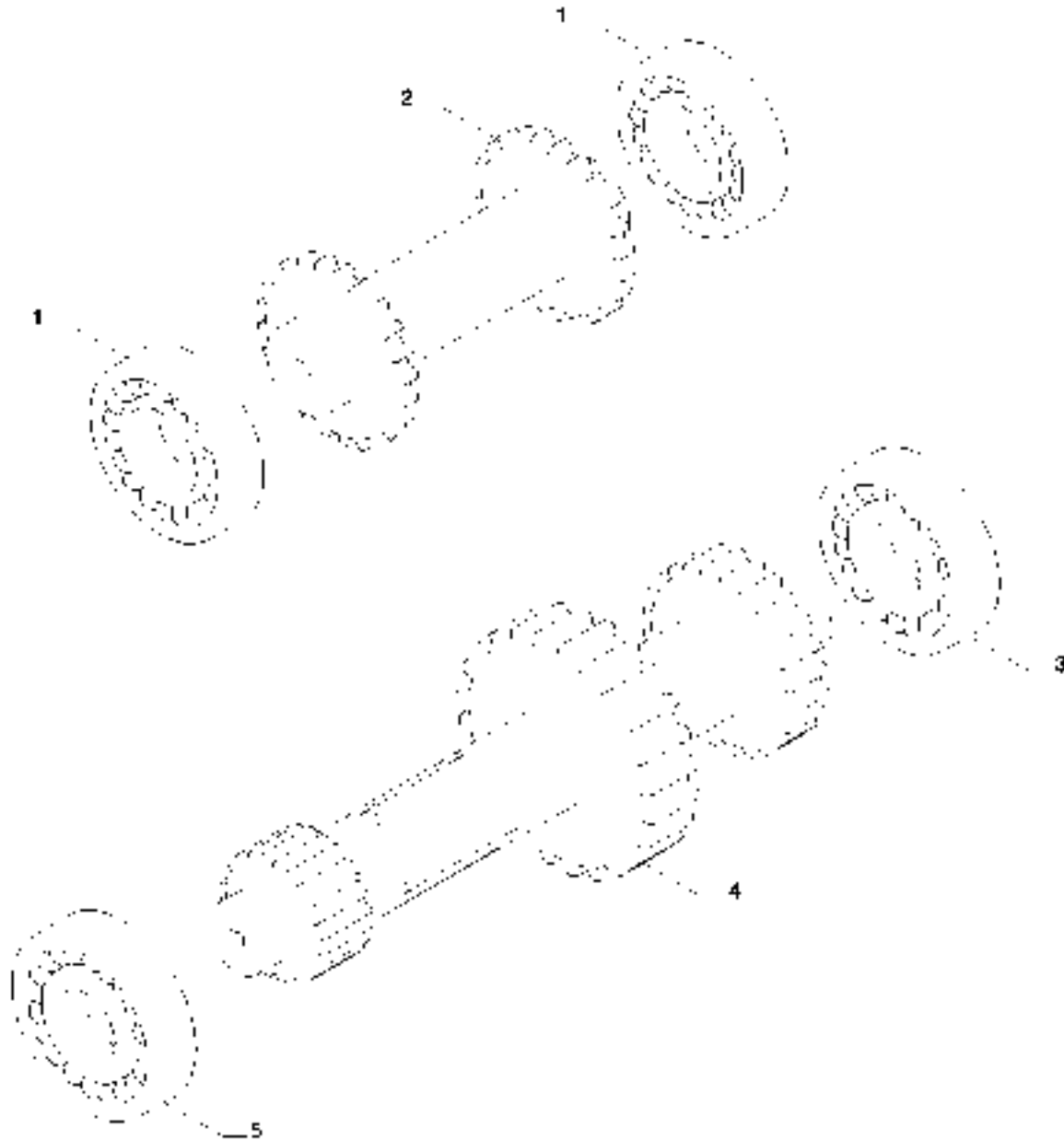


TRANSMISSION, INPUT/PTO SHAFT ASSEMBLY, 2WD AND 4WD

REF	FN	PART NUMBER	YR/SN	QTY	DESCRIPTION
1		84468418		1	CLUTCH INPUT SHAFT, Incl 2 - 29
2		358645A1		2	OIL SEAL, Ring
3		A48041		1	CIRCLIP, To Axle
4		181128A1		1	BEARING, BALL, 45 mm ID x 91.6 mm OD x 19 mm
5		358635A1		1	SPACER, Input Shaft
6		358633A1		2	BEARING, NEEDLE, Roller
7		366318A1		1	GEAR, Reverse
8		181116A1		2	RING, LOCK, 146.6mm Outer Diameter
9		310519A1		2	PLATE, Clutch Backing
10		181159A1		14	DISC, Intermediary
11		181158A1		12	CLUTCH DISK, Primary
12		358640A1		3	THRUST WASHER, Input Shaft
13		181111A1		2	RING, LOCK, 47.8mm Diameter
14		181161A1		2	PLATE, THRUST, Cover
15		358637A1		2	SPRING, Piston Return
16		358641A1		2	TRANSMISSION SLEEVE, Lube
17		358644A1		2	PISTON, Clutch
18		358643A1		2	SEALRING, Piston Out
19		358642A1		2	SEALRING, Piston In
20		87525849		1	REPAIR KIT, Input Shaft Incl 29
21		358638A1		1	PINION, Gear Forward
22		ST264		1	BEARING, BALL, 50 mm ID x 90 mm OD x 20 mm
23		87429984		4	RING, Seal
24		181108A1		2	SPLIT PIN, 3X8
25		800-1150		1	SNAP RING, M50, Ext
26		87705460		1	PTO SHAFT, Power Shift
27		87429983		1	BALL BEARING, 30 mm ID x 55 mm OD x 13 mm
28		800-1130		1	SNAP RING, M30, Ext
29		139312A1		4	PLUG, Rivet

586H 588H

TRANSMISSION SHAFT, PRIMARY AND REVERSE, 2WD AND 4WD



21.154.01

p1

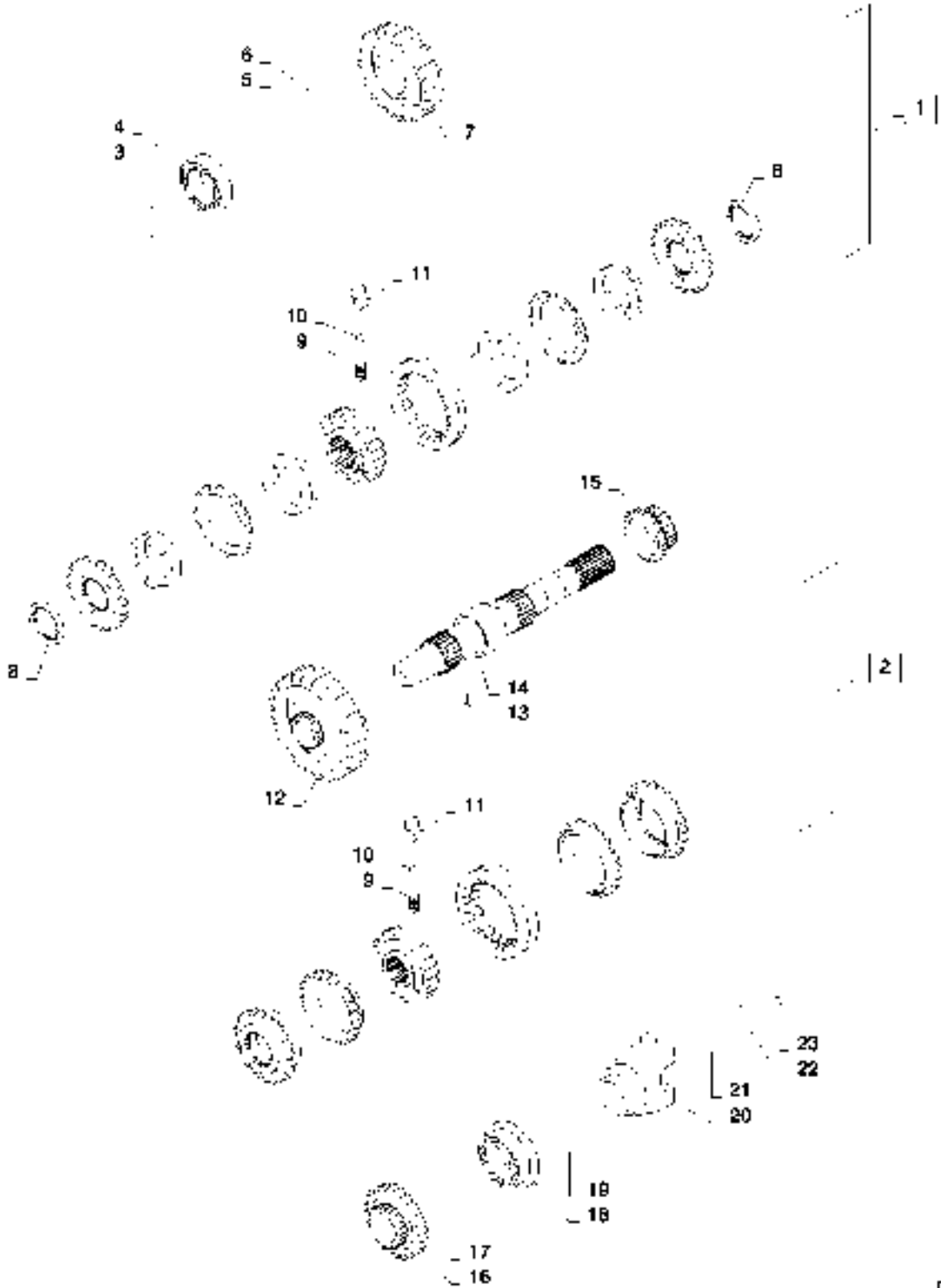
04/12

TRANSMISSION SHAFT, PRIMARY AND REVERSE, 2WD AND 4WD

REF	FN	PART NUMBER	YR/SN	QTY	DESCRIPTION
1		ST205A		2	BEARING, BALL, 35 mm ID x 72 mm OD x 17 mm
2		366237A1		1	SHAFT, Reverse
3		20943310		1	BALL BEARING, 40.00mm x 90.00mm x 23.00mm
4		87701276		1	PRIMARY SHAFT, Primary
5		181132A1		1	BEARING, BALL, 40 mm ID x 80 mm OD x 18 mm

586H 588H

TRANSMISSION SHAFT, SECONDARY, 2WD



21.154.02

01

p1

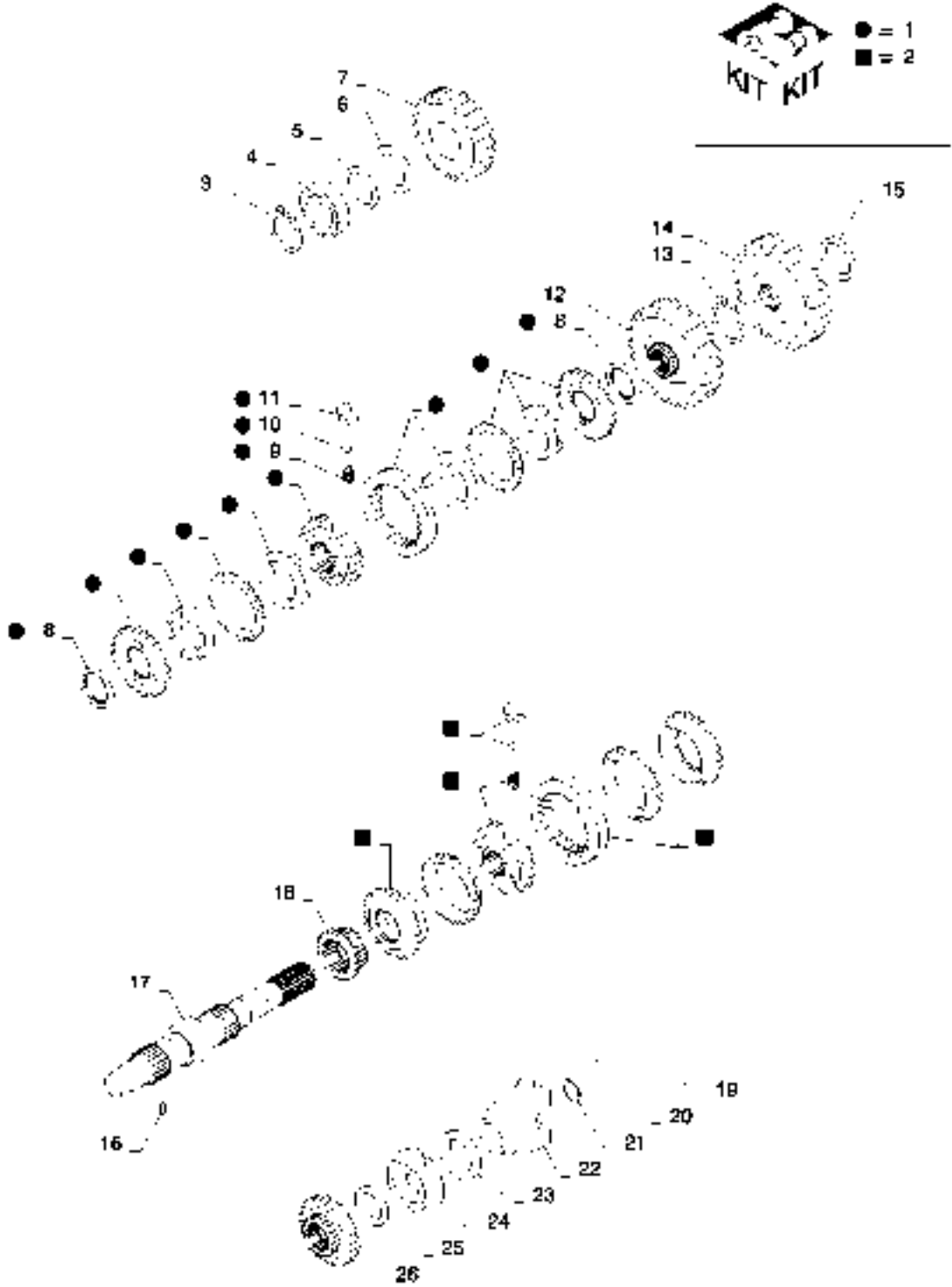
07/12

TRANSMISSION SHAFT, SECONDARY, 2WD

REF	FN	PART NUMBER	YR/SN	QTY	DESCRIPTION
1		190427A1		1	SYNCHRONIZER, Assembly, Incl 8 - 11
2		87429974		1	SYNCHRONIZER, Assembly, Incl 9 - 11
3		181118A1		1	RING, LOCK, 36.5mm Inner Diameter
4		181132A1		1	BEARING, BALL, 40 mm ID x 80 mm OD x 18 mm
5		358650A1		AR	SHIM, .05 mm
5		358651A1		AR	SHIM, .10 mm
5		358652A1		AR	SHIM, .30 mm
5		196454A1		AR	SHIM, .50 mm
6		358649A1		1	WASHER, Gear
7		87701278		1	GEAR, 44 Tooth
8		244109A1		2	SPACER, Can be Purchased Separately
9		384773A1		3	COIL SPRING, Can be Purchased Separately
10		384769A1		3	BALL, Can be Purchased Separately
11		326865A1		3	SPACER, Can be Purchased Separately
12		87701293		1	GEAR, 50 Tooth
13		181108A1		1	SPLIT PIN, Roll
14		87701294		1	SHAFT, 2WD
15		358282A1		1	GEAR, 23 Tooth
16		358283A1		1	DRIVEN GEAR, 33 Tooth
17		358639A1		1	WASHER, Drive Gear
18		181130A1		1	BEARING, BALL, 45 mm ID x 106.5 mm OD x 25 mm
19		181123A1		1	OIL SEAL, Ring 60X75X8
20		233284A1		1	YOKE, Flange
21		181144A1		1	O-RING, 39.6mm ID x 3.53mm Width
22		181165A1		1	WASHER, 52 X 12.5
23		P3533055		1	SCREW, M12 X 1.25

586H 588H

TRANSMISSION SHAFT, SECONDARY 4WD



21.154.02

02

p1

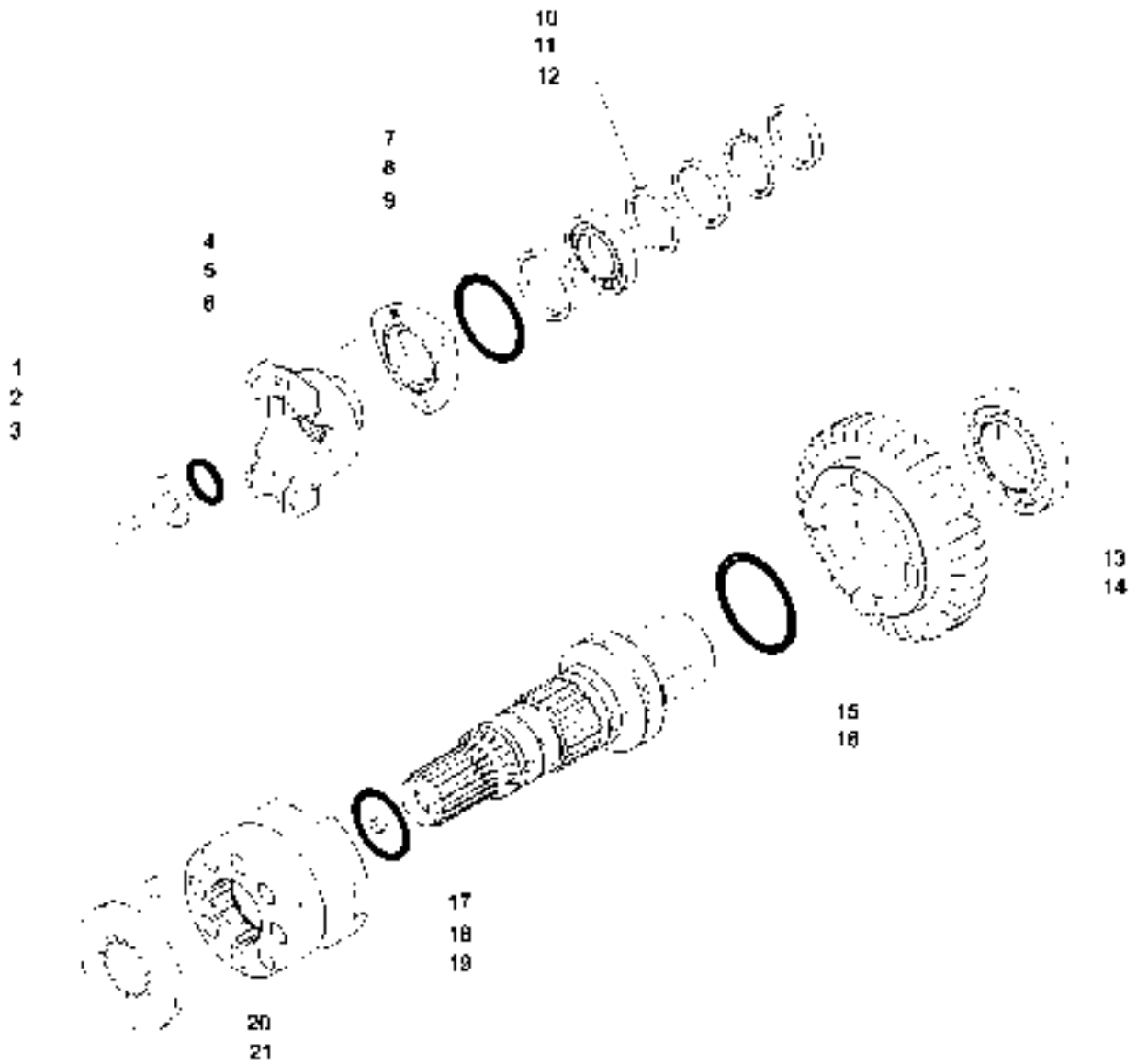
07/12

TRANSMISSION SHAFT, SECONDARY 4WD

REF	FN	PART NUMBER	YR/SN	QTY	DESCRIPTION
1		190427A1		1	SYNCHRONIZER, Kit, Incl 8 - 11
2		87429974		1	SYNCHRONIZER, Kit
3		181118A1		1	RING, LOCK, 36.5mm Inner Diameter
4		181132A1		1	BEARING, BALL, 40 mm ID x 80 mm OD x 18 mm
5		358650A1		AR	SHIM, 0.05mm
5		358651A1		AR	SHIM, 0.10mm
5		358652A1		AR	SHIM, 0.30mm
5		196454A1		AR	SHIM, 0.50mm
6		358649A1		1	WASHER, Gear
7		87701278		1	GEAR, Transmission
8		244109A1		2	SPACER, Synchronizer
9		384773A1		3	COIL SPRING, Synchronizer
10		384769A1		3	BALL, Synchronizer
11		326865A1		3	SPACER, Gear Shaft
12		87701293		1	GEAR, Transmission
13		358655A1		1	RING SNAP, 67.4mm Inner Diameter
14		358656A1		1	GEAR, Drive
15		358654A1		1	RING SNAP, 65.5mm Inner Diameter
16		181108A1		1	SPLIT PIN, Roll
17		87701775		1	SHAFT, Secondary
18		358282A1		1	GEAR, 4TH
19		P3533055		1	SCREW, M12 X 1.25
20		181165A1		1	WASHER, 52 X 12.5 X 5
21		181144A1		1	O-RING, 39.6mm ID x 3.53mm Width
22		233284A1		1	YOKE, 1/2 Inch Round
23		181123A1		1	OIL SEAL, Ring
24		181130A1		1	BEARING, BALL, 45 mm ID x 106.5 mm OD x 25 mm
25		358639A1		1	WASHER, Bearing
26		358283A1		1	DRIVEN GEAR, 3RD

586H 588H

TRANSMISSION, OUTPUT SHAFT, 4WD



21.154.03

p1

07/12

TRANSMISSION, OUTPUT SHAFT, 4WD

REF	FN	PART NUMBER	YR/SN	QTY	DESCRIPTION
1		238-8217		1	O-RING, -217, Cl 8, 1.171" ID x .139" Thk
2		P2745466		1	WASHER, Yoke
3		P3533055		1	SCREW, M12 X 1.25
4		181198A1		1	COVER, Front
5		614-8022		3	BOLT, Hex, M8 x 22, 8.8, Full Thd
6		87704971		1	YOKE, Front
7		ST205A		1	BEARING, BALL, 35 mm ID x 72 mm OD x 17 mm
8		181122A1		1	OIL SEAL, Ring
9		112517A1		1	O-RING, 2.8" ID x 3.006" OD x 0.103"
10		P2745478Q		1	WASHER, Transmission Sleeve
11		800-5145		1	SNAP RING, M45, Ext
12		358645A1		2	OIL SEAL, Ring
13		181126A1		1	BEARING, BALL, 45 mm ID x 85 mm OD x 19 mm
14		366234A1		1	PINION, Gear
15		366235A1		1	O-RING, Large
16		366230A1		1	SHAFT, Output
17		366236A1		1	O-RING, 42.85mm ID x 3.53mm Width
18		D142898		1	PLUG, M10
19		366232A1		1	TRANSMISSION SLEEVE, Output
20		100753A1		8	SPRING, Output Sleeve
21		366231A1		1	WASHER, Retaining

586H 588H

21.182.01

p1


07/12

DIFFERENTIAL LOCK INSTALLATION, 2WD AND 4WD

REF	FN	PART NUMBER	YR/SN	QTY	DESCRIPTION
1		218-5105		2	ELBOW, 90°, 9/16"-18, 37° x 9/16"-18, O-Ring
2		87431701		1	HYDRAULIC HOSE, Differential Lock
3		191704A1		1	HOSE PROTECTION, Guard
4		L11541		2	CABLE STRAP, 7 - 8 Inch Black

586H 588H

TRANSMISSION TORQUE CONVERTER



21.700.01

p1

07/12

TRANSMISSION TORQUE CONVERTER

REF	FN	PART NUMBER	YR/SN	QTY	DESCRIPTION
1		627-10030		12	BOLT, Hex, M10 x 30, 10.9, Full Thd
2		496-21041		12	WASHER, 13/32" x 13/16" x .089", HDN
3		87702194		1	TORQUE CONVERTER, Transmission
3		87702194C		1	CORE-TORQUE CONVERTER, Transmission
3		87702194R		1	REMAN-TORQUE CONVERTER, Transmission
4		87406934		1	PLATE, Flex
5		86993546		2	PLATE, Flex
6		87409201		1	BACKING PLATE, 254mm
7		87655046		4	SPECIAL WASHER, M10
8		614-10020		4	BOLT, Hex, M10 x 20, 8.8, Full Thd
9		87019767		4	SCREW, 12 Pt Hd, M10 x 1.25 x 30, 12.9

588H 586H

SECTION INDEX

25 - Front axle system


25.000.00	PICTORIAL INDEX, AXLE FRONT
25.108.01	DRIVE AXLE, DRIVE SHAFT

25.000.00

p1

05/12

PICTORIAL INDEX, AXLE FRONT



25.000.00

p1

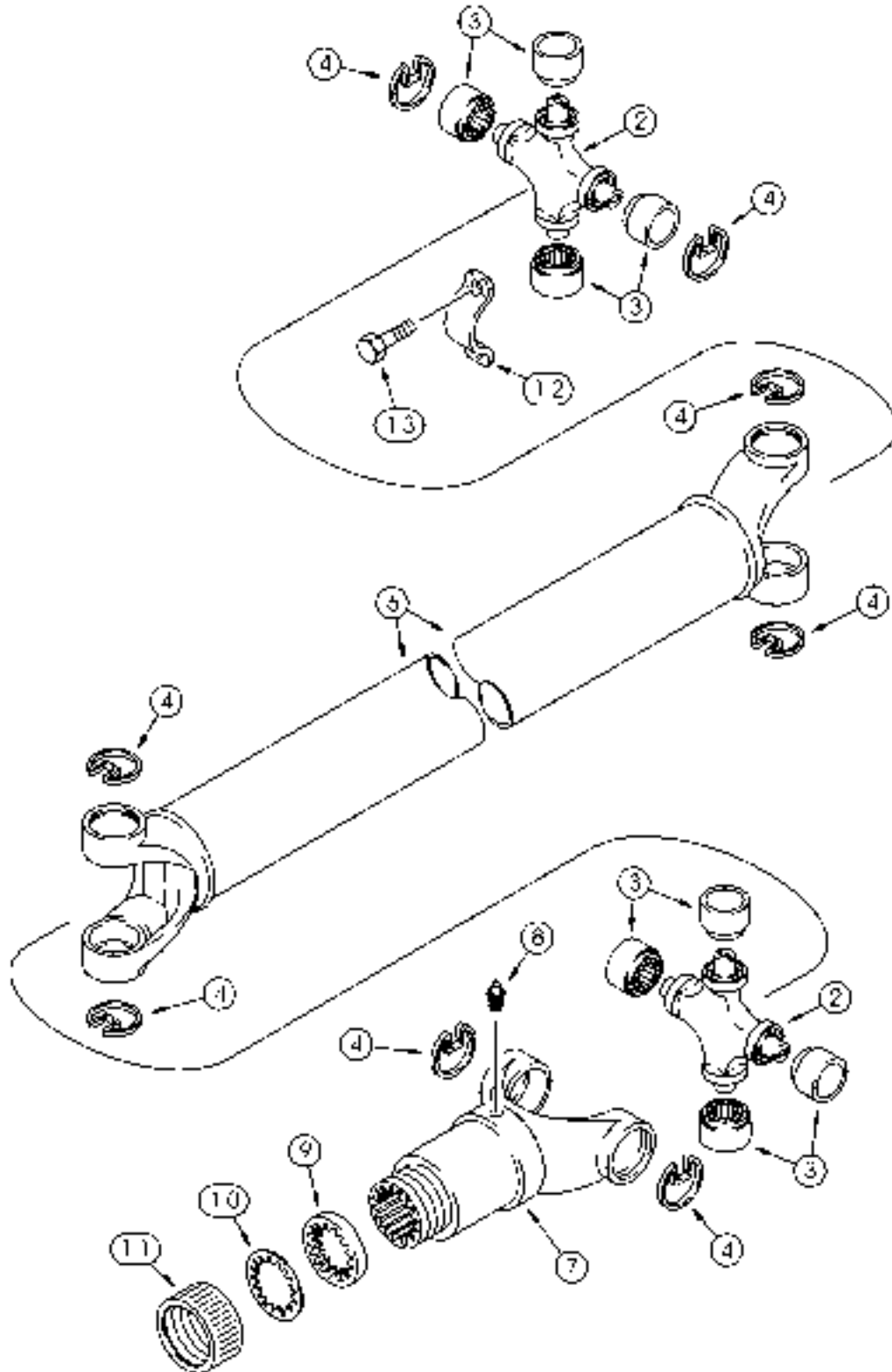
05/12

PICTORIAL INDEX, AXLE FRONT

REF	FN	PART NUMBER	YR/SN	QTY	DESCRIPTION
-----	----	-------------	-------	-----	-------------

					586H 588H
--	--	--	--	--	-----------

DRIVE AXLE, DRIVE SHAFT



DRIVE AXLE, DRIVE SHAFT

REF	FN	PART NUMBER	YR/SN	QTY	DESCRIPTION
1		87405325		1	DRIVE SHAFT, Incl 2 - 14
2		393231A1		2	SPIDER, Universal Joint, Incl 3 - 5
3		NSS		1	NOT SERVICED SEPARATELY, Universal Joint, Incl in 2
4		NSS		4	NOT SERVICED SEPARATELY, Journal Bearing, Incl in 2
5		NSS		4	NOT SERVICED SEPARATELY, Ring, Incl in 2
6		393233A1		1	DRIVE SHAFT
7		144279A1		1	UNIVERSAL JOINT YOKE
8		219-10		1	LUBE NIPPLE, 1/4"-28 NPT x .68" lg, 1/4 tpr x 11/16
9		D149860		1	SERVICE KIT, Incl 10 - 12
10		NSS		1	NOT SERVICED SEPARATELY, Cork Washer, Incl in 9
11		NSS		1	NOT SERVICED SEPARATELY, Steel Washer, Incl in 9
12		NSS		1	NOT SERVICED SEPARATELY, Cap, Incl in 9
13		86014090		2	RETAINER, Clamp
14		9637611		4	SCREW, Hex Flange Head, Special, 5/16 - 24 UNF x 1-1/16

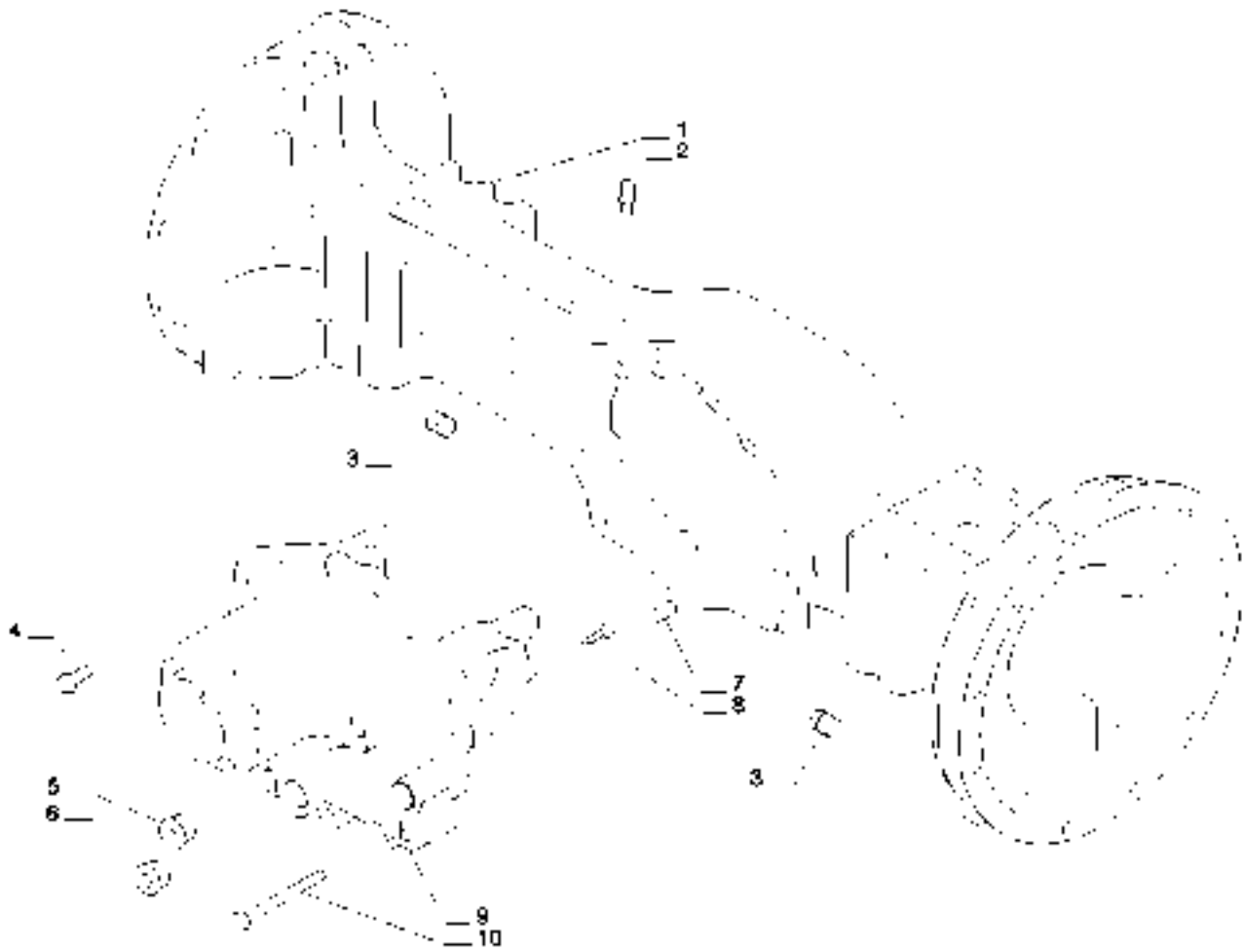
586H 588H

SECTION INDEX

27 - Rear axle system

25.100.01	FRONT DRIVE HOUSING
25.100.02	FRONT DRIVE HOUSING
25.102.01	FRONT DRIVE BRAKE DIFFERENTIAL
25.102.02	FRONT DRIVE DIFFERENTIAL LOCK
25.102.03	FRONT DRIVE DIFFERENTIAL
25.102.04	FRONT DRIVE RING & PINION
25.102.05	FRONT DRIVE PLANETARY
27.100.01	STEERING AXLE INSTALLATION, 4WD
27.100.02	STEERING AXLE HOUSING, 4WD
27.100.03	STEERING AXLE, REAR DRIVE SHAFTS, 4WD
27.106.01	STEERING AXLE DIFFERENTIAL, 4WD
27.106.02	STEERING AXLE, RING AND PINION, 4WD
27.120.01	STEERING AXLE, WHEEL HUB AND BEARINGS, 2WD
27.120.02	STEERING AXLE, PLANETARY GEAR 4WD
27.124.01	STEERING AXLE, DRIVE SHAFT
27.450.01	STEERING AXLE, SWIVEL HOUSING, 4WD
27.550.01	STEERING AXLE INSTALLATION, 2WD
27.550.02	STEERING AXLE HOUSING, 2WD
27.550.03	STEERING AXLE HOUSING SWIVEL, 2WD

FRONT DRIVE HOUSING



25.100.01

p1

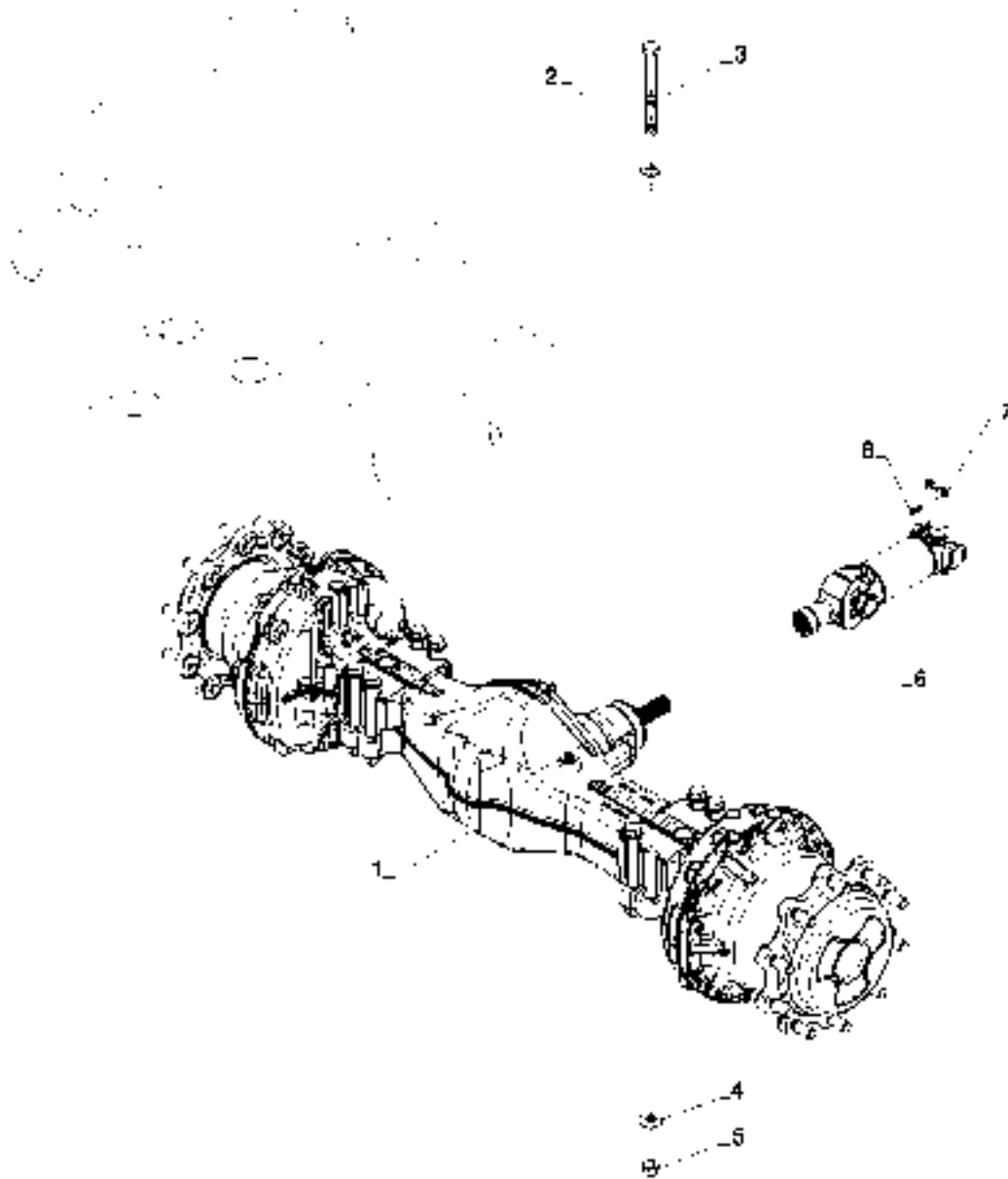
07/12

FRONT DRIVE HOUSING

REF	FN	PART NUMBER	YR/SN	QTY	DESCRIPTION
1		87708390		1	AXLE HOUSING, Front
2		1966149C1		1	BREATHER, Axle
3		A156873		2	PLUG, DRAIN, M22 x 1.5
4		S301064		8	SCREW, M12
5		434746A1		1	PLUG, M24 X 1.5
6		100557A1		1	PLUG, DRAIN, Axle
7		1966138C1		2	DOWEL, Pin
8		864-6025		2	SCREW, Hex Soc Hd, M6 x 25, 8.8
9		87708391		1	SUPPORT, Housing
10		87708392		4	SCREW, M12

586H 588H

FRONT DRIVE HOUSING

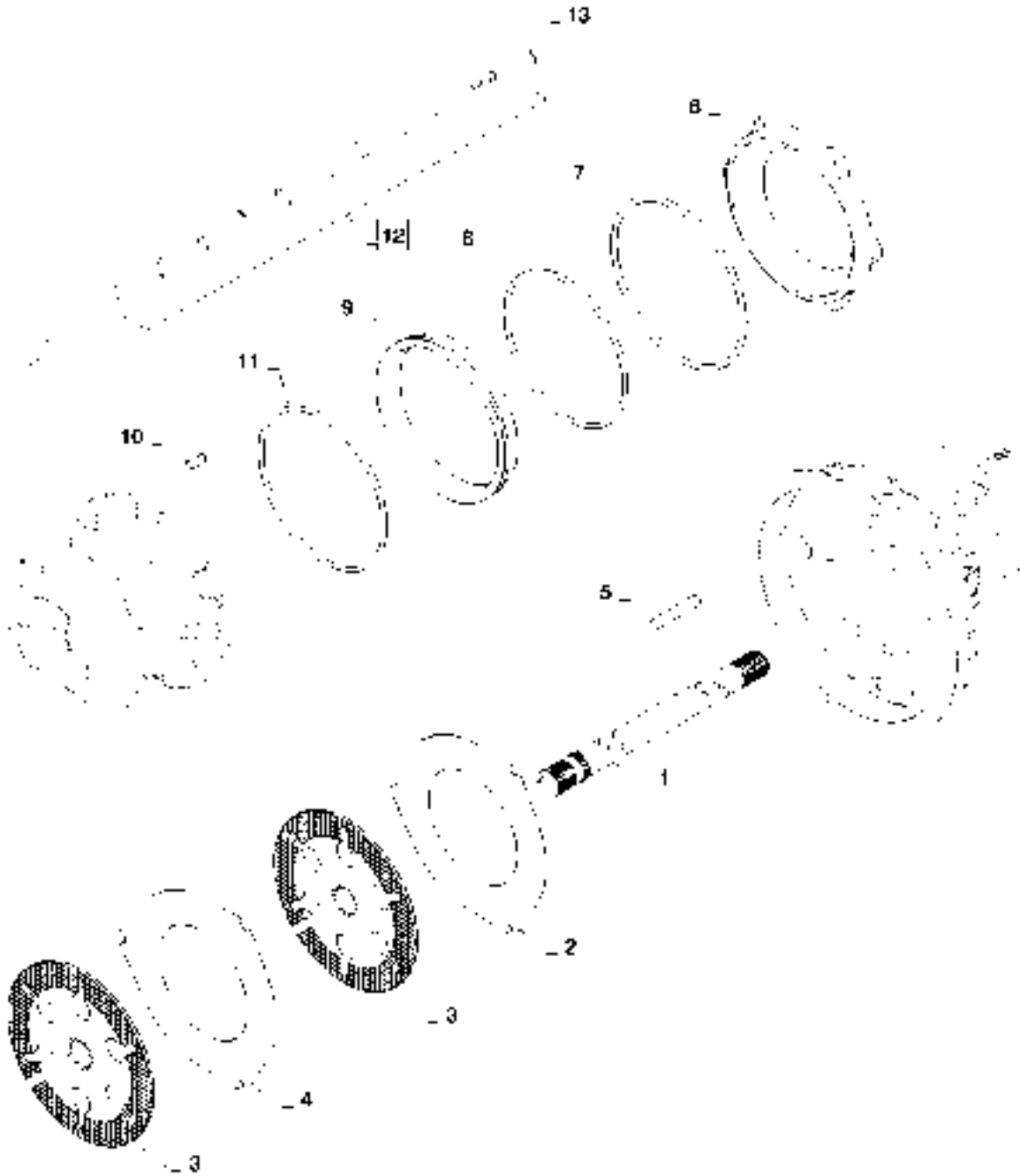


FRONT DRIVE HOUSING

REF	FN	PART NUMBER	YR/SN	QTY	DESCRIPTION
1		87395372		1	REAR AXLE, Assembly
1		87395372C		1	CORE-REAR AXLE, Assembly
1		87395372R		1	REMAN-REAR AXLE, Assembly
2		87655047		8	SPECIAL WASHER, M20
3		827-20200		8	BOLT, Hex, M20 x 200, 10.9
4		87618533		8	WASHER, M20 Flat
5		829-1420		8	NUT, M20, CI 10
6		87613924		1	DRIVE SHAFT, Rear
7		D137626		2	CLAMP, Strap
8		9637611		4	SCREW, Driveshaft

586H 588H

FRONT DRIVE BRAKE DIFFERENTIAL

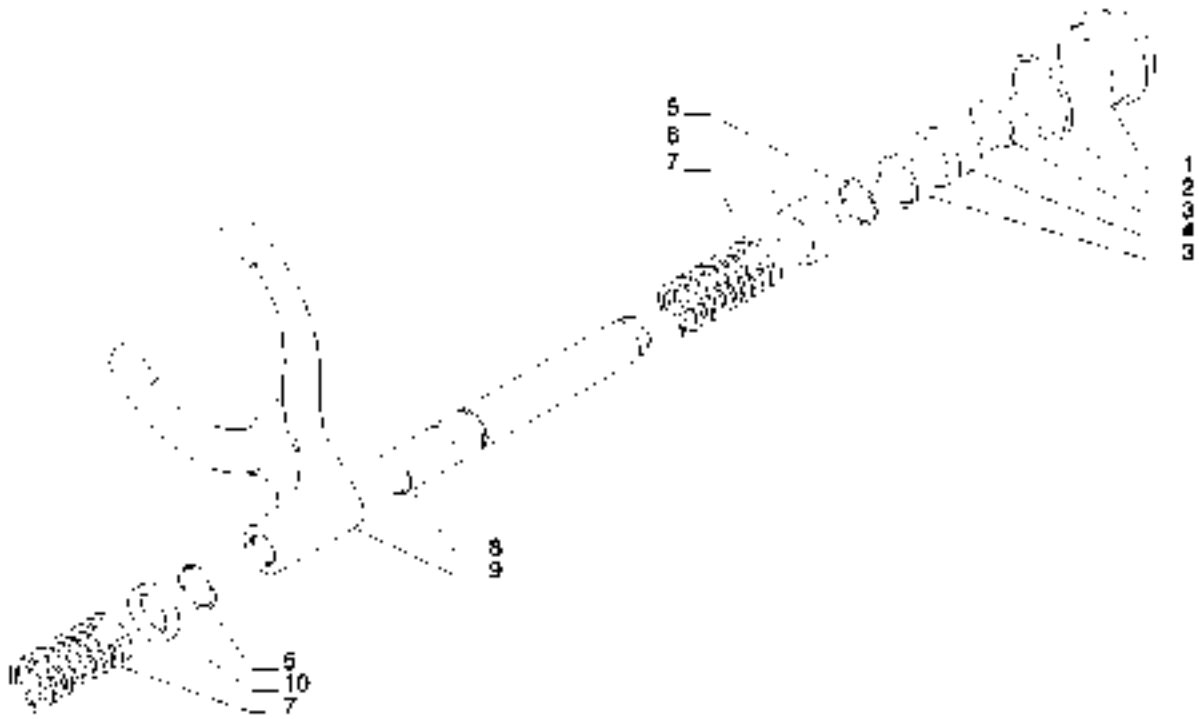


FRONT DRIVE BRAKE DIFFERENTIAL

REF	FN	PART NUMBER	YR/SN	QTY	DESCRIPTION
1		87708431		1	SHAFT, LH Half Shaft
1		87708432		1	SHAFT, RH Half Shaft
2		87708433		2	BRAKE PLATE, Brake Separation Plate, 5mm 1 Per Side
3		87708434		4	BRAKE PLATE, Brake Plate, 2 Per Side
4		87708435		2	BRAKE PLATE, Brake Separation Plate, 8mm 1 Per Side
5		139294A1		6	GUIDE, Pin
6		87708436		2	BRAKE CYLINDER, Brake Piston, 1 Per Side
7		87708438		2	O-RING, O-Ring, 1 Per Side
8		371144A1		2	O-RING, Piston, External, 1 Per Side
9		87708440		2	PISTON, Brake Piston, 1 Per Side
10		D142890		2	DOWEL, Pin
11		371145A1		2	O-RING, Piston Carrier, 1 Per Side
12		87708441		6	BRAKE ADJUSTER, Kit, Rear Axle Self Adjust; 0.6 mm
13		87708442		6	LOCKING RING, Lock Ring

586H 588H

FRONT DRIVE DIFFERENTIAL LOCK

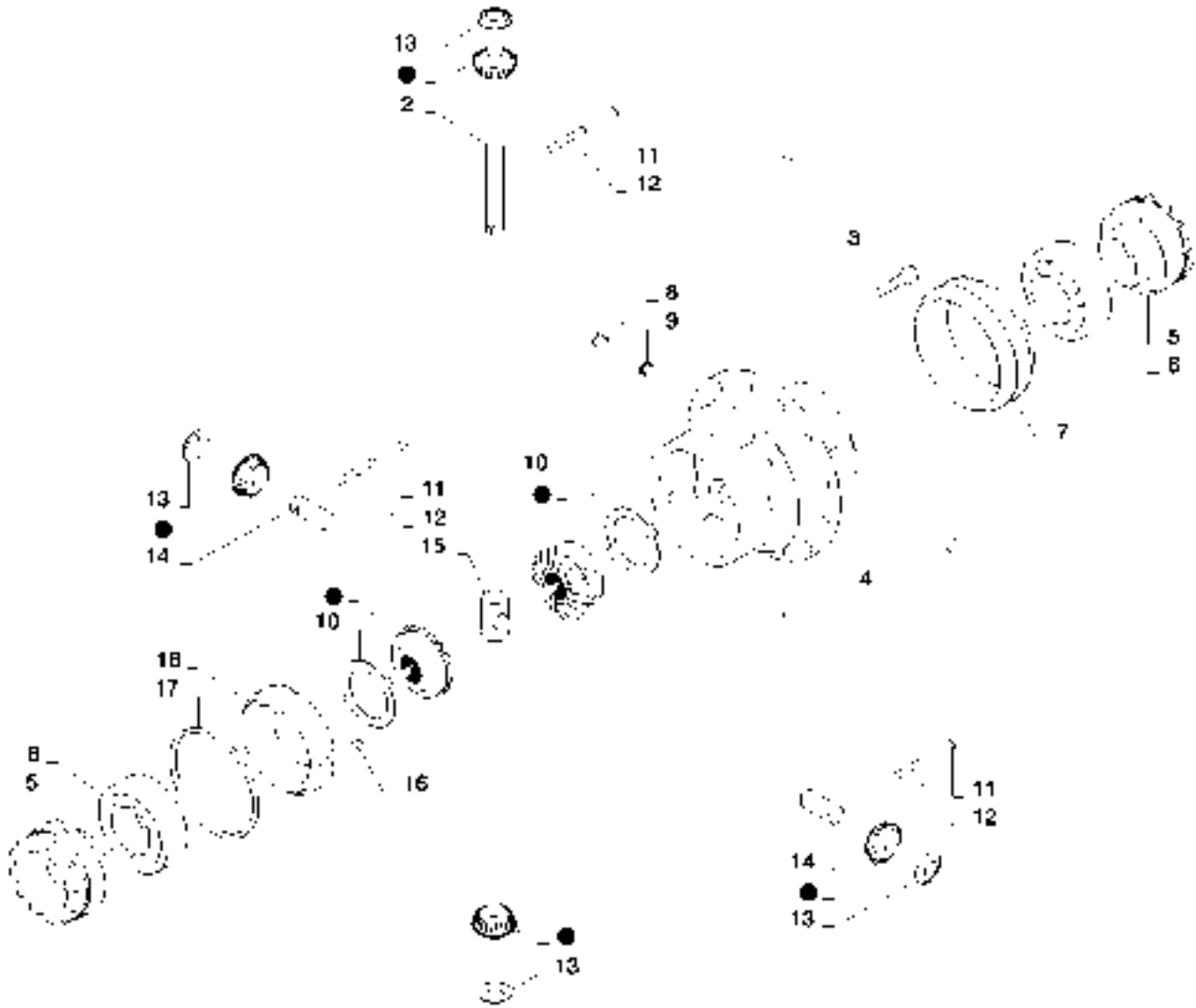


FRONT DRIVE DIFFERENTIAL LOCK

REF	FN	PART NUMBER	YR/SN	QTY	DESCRIPTION
1		87708413		1	CYLINDER, Diff Locking Cylinder
2		87708415		1	O-RING, Rear Axle
3		292210A1		2	SEAL, Piston
4		292212A1		1	PISTON, Diff Lock
5		87708417		2	LOCKING RING, Rear Axle
6		87708420		1	BUSHING, Rear Axle
7		175966A1		2	SPRING, Piston
8		87708422		1	PISTON, Rear Axle Control
9		87708424		1	FORK, Rear Axle
10		87708427		1	SPACER, Rear Axle

586H 588H

FRONT DRIVE DIFFERENTIAL



25.102.03

p1

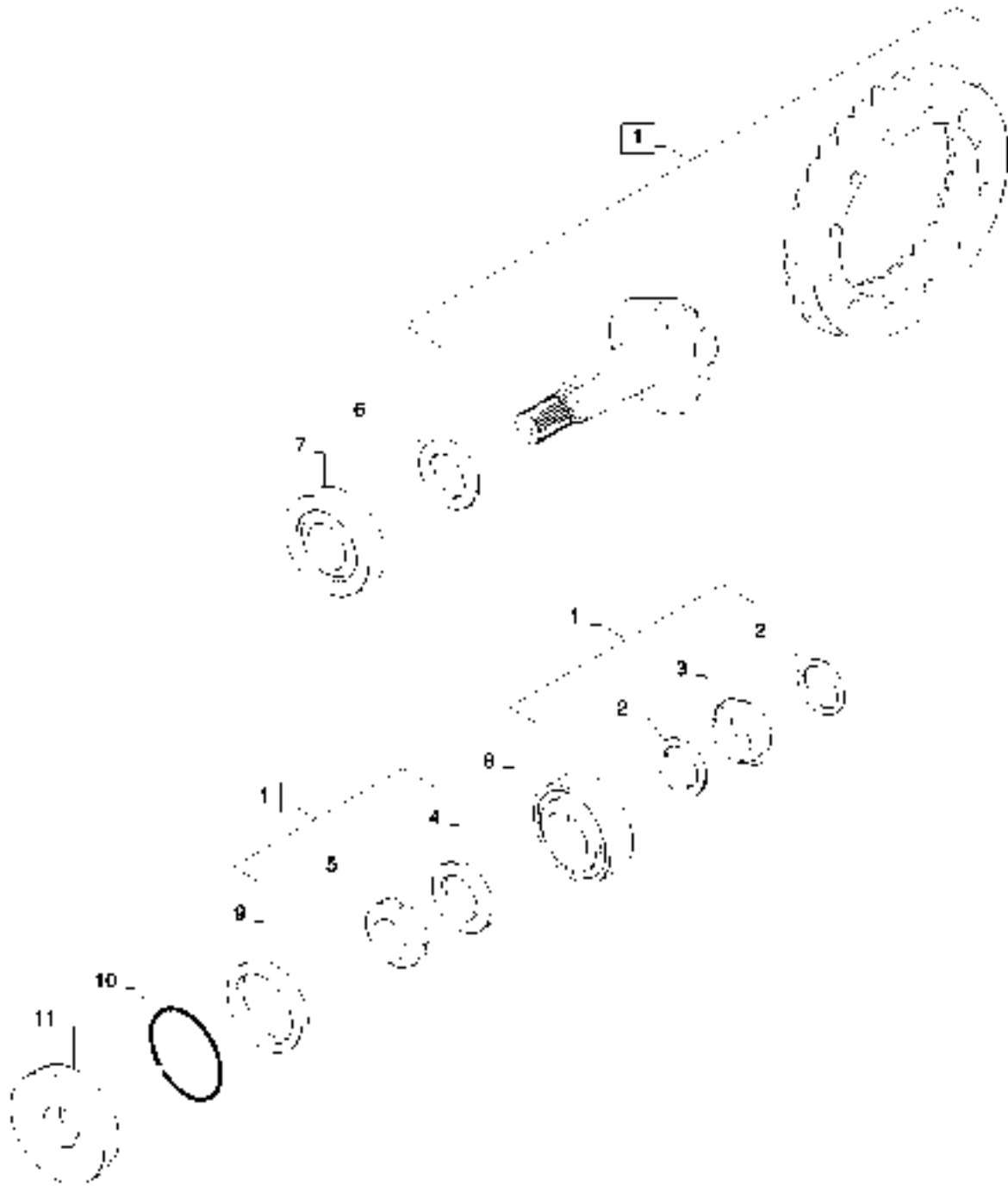
07/12

FRONT DRIVE DIFFERENTIAL

REF	FN	PART NUMBER	YR/SN	QTY	DESCRIPTION
1		87708394		1	SERVICE KIT, Rear Axle
2		87708399		1	AXLE PIN, Rear
3		87708402		12	BOLT, M12 X 25
4		87708403		1	HOUSING, Rear Axle
5		87708400		2	RING NUT, M104 X 1.5
6		E135785		2	BEARING, Rear Axle
7		87708401		1	SLEEVE, Rear Axle
8		292207A1		4	PIN, Differential
9		292208A1		4	O-RING, Lock Pin
10		87708395		2	DRIVE PLATE, Rear Axle
11		D142898		3	PLUG, M10 X 1
12		87708396		3	PIN, 8 X 45
13		E135777		4	WASHER, Thrust
14		87708397		2	AXLE PIN, Differential
15		87708398		1	SPIDER, Spider
16		87708411		1	PIN, Roller
17		87708409		1	LOCKING RING, Rear Axle
18		87708408		1	COVER, Housing

586H 588H

FRONT DRIVE RING & PINION

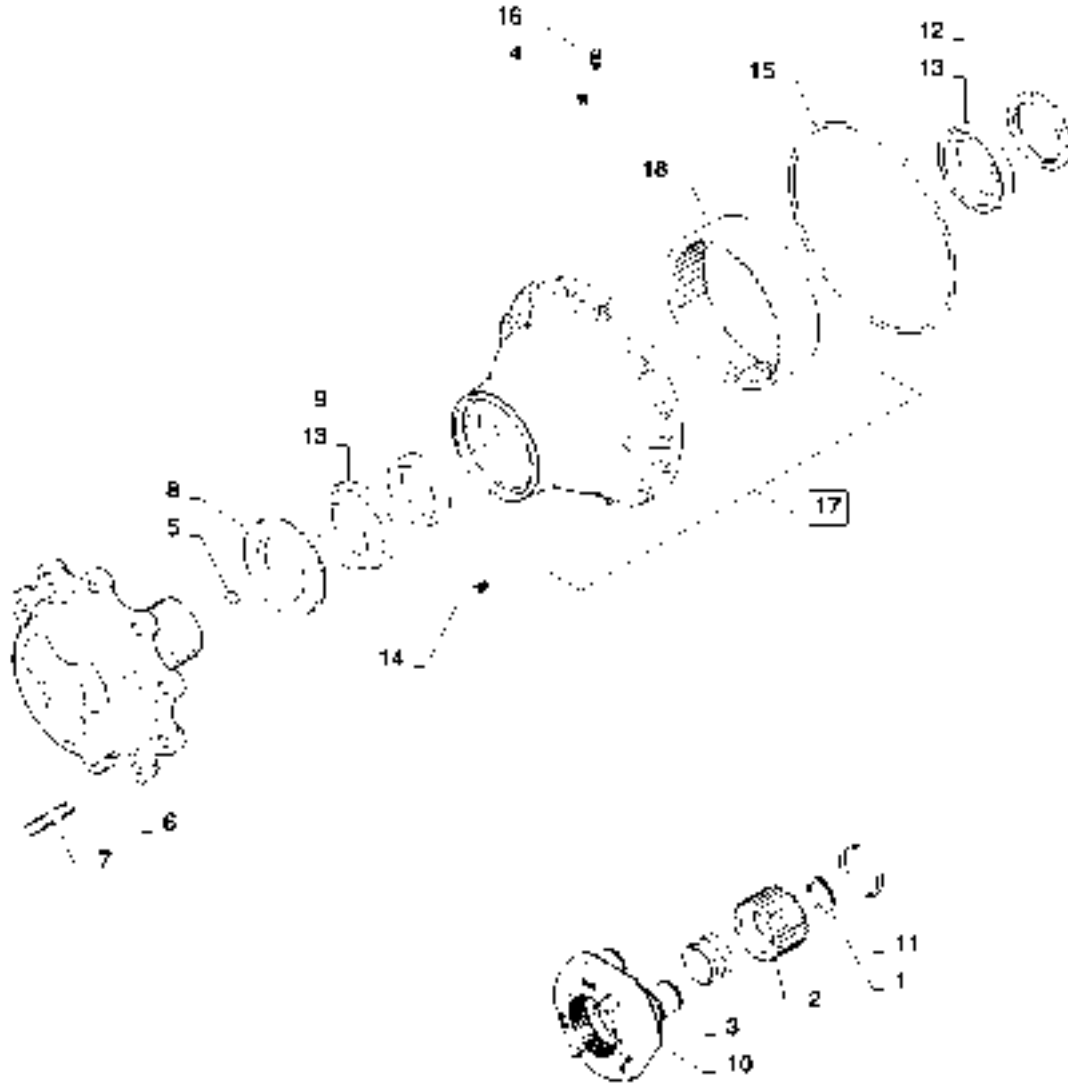


FRONT DRIVE RING & PINION

REF	FN	PART NUMBER	YR/SN	QTY	DESCRIPTION
1		87708393		1	GEAR SET, Incl 2 - 5
2		1349059C1		2	WASHER, Bearing
3		175957A1		1	SPACER, Collapsible
4		N7536		1	WASHER, 62mm
5		K261014		1	NUT, Ring
6		190506A1		1	SHIM, 2.5mm Thk
6		190508A1		1	SHIM, 2.6mm Thk
6		190509A1		1	SHIM, 2.7mm Thk
6		190510A1		1	SHIM, 2.8mm Thk
6		190511A1		1	SHIM, 2.9mm Thk
6		190512A1		1	SHIM, 3.0mm Thk
6		190513A1		1	SHIM, 3.1mm Thk
6		190514A1		1	SHIM, 3.2mm Thk
6		190515A1		1	SHIM, 3.3mm Thk
6		190516A1		1	SHIM, 3.4mm Thk
7		P1139855X		1	BALL BEARING, Tapered
8		K395090		1	BEARING ASSY, Tapered
9		K262143		1	SEAL, Oil
10		445720A1		1	O-RING, Transmission
11		128570A1		1	FLANGE, Retainer

586H 588H

FRONT DRIVE PLANETARY

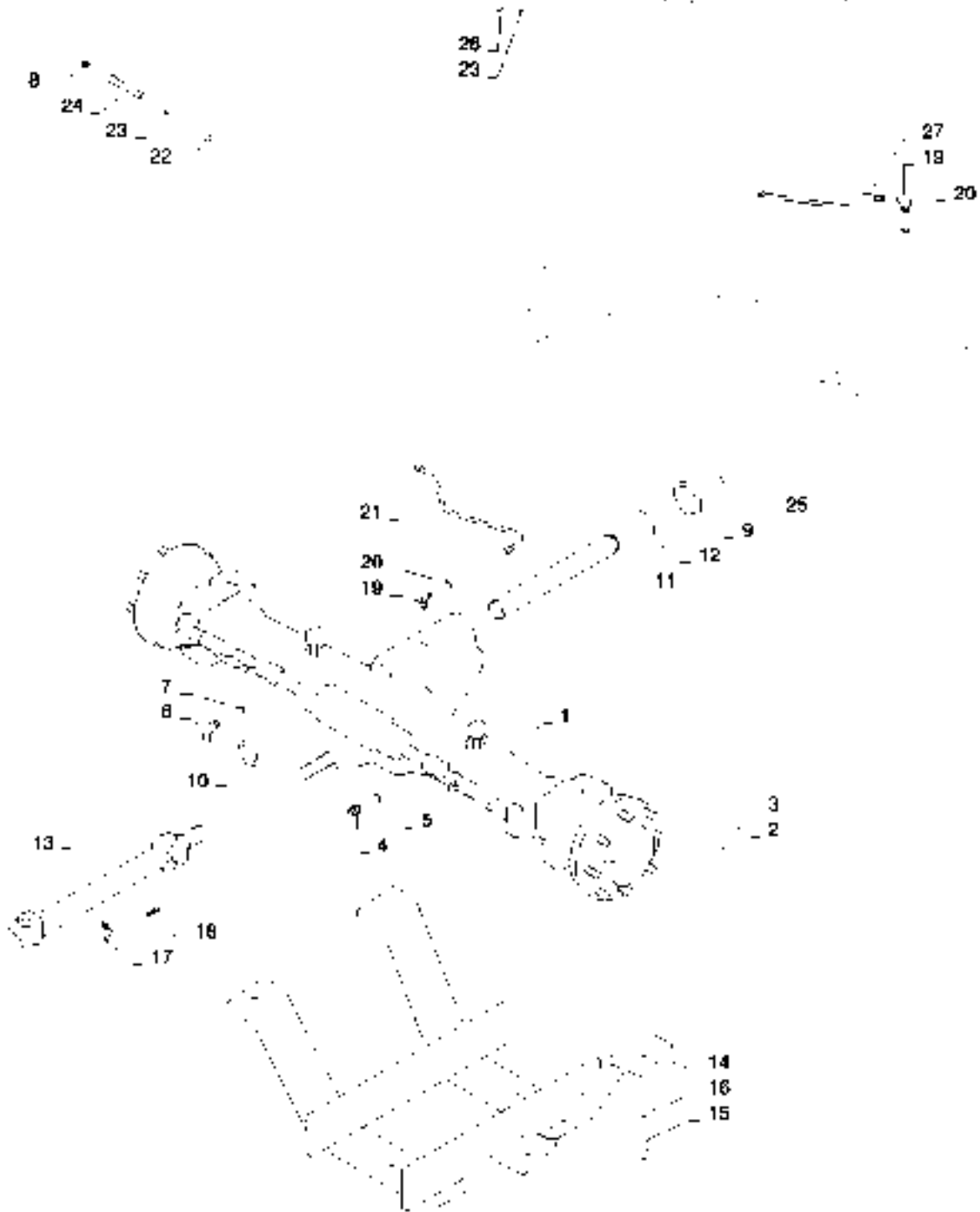


FRONT DRIVE PLANETARY

REF	FN	PART NUMBER	YR/SN	QTY	DESCRIPTION
1		800-1150		6	SNAP RING, M50, Ext
2		87708443		6	GEAR, Wheel Hub
3		87708444		6	TAPERED ROLLER BEARING
4		9625178		2	PLUG, Hex Soc, 9/16"-18 ORB
5		K395093		2	HEADED PIN
6		87708445		2	FLANGE, Wheel
7		D142986		20	STUD
8		452140A1		2	SEALRING
9		87708447		2	SPACER
10		87708452		2	PLANET CARRIER
11		87708453		2	SNAP RING
12		87708454		2	RING NUT, M108 x 2
13		K395101		4	TAPERED ROLLER BEARING
14		403955A1		24	BOLT, M14 x 45
15		87711038		2	RING, Wheel Hub
16		E135810		2	VENTING SCREW
17		87708466		2	GEAR SET, Gear Kit
18		87708467		2	RING GEAR

586H 588H

STEERING AXLE INSTALLATION, 4WD

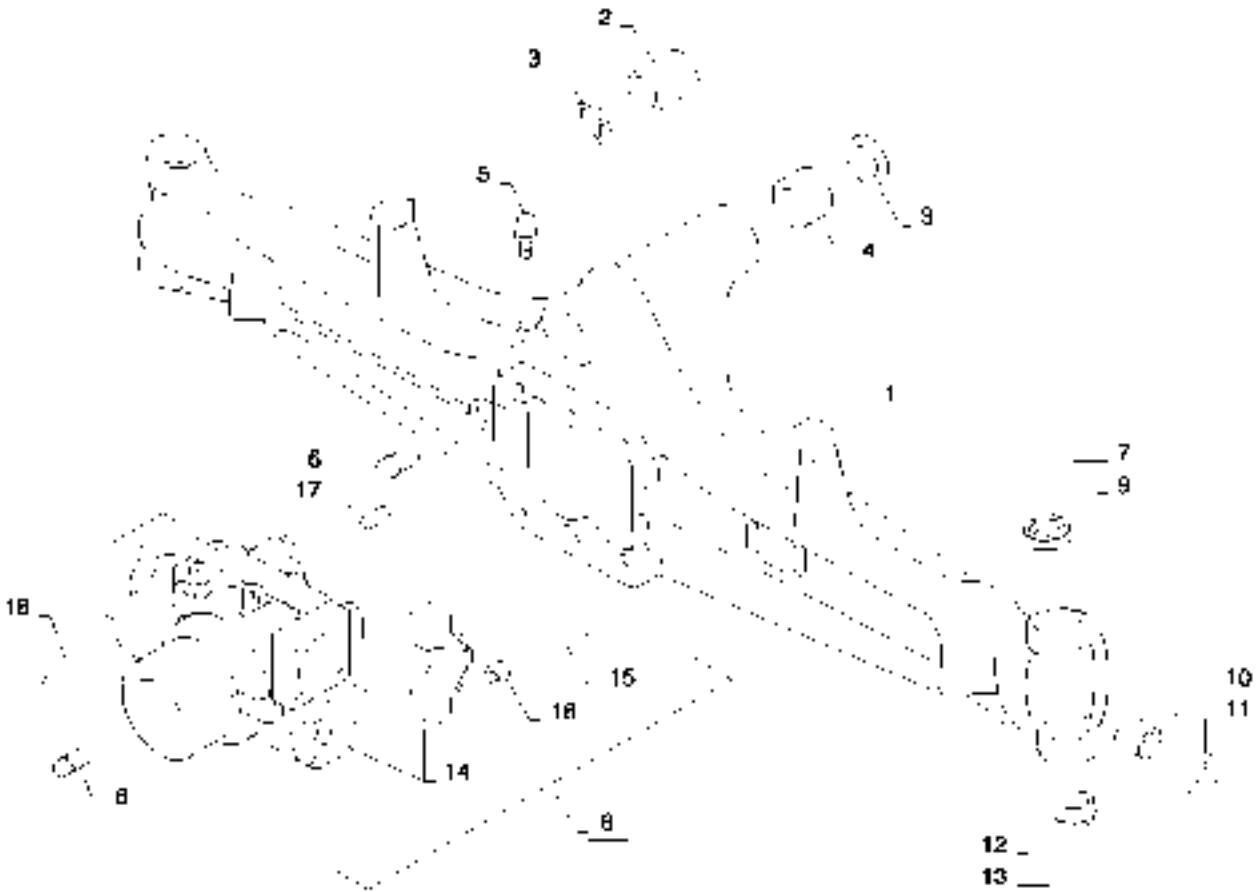


STEERING AXLE INSTALLATION, 4WD

REF	FN	PART NUMBER	YR/SN	QTY	DESCRIPTION
1		87395365		1	4WD AXLE ASSY, Steering Axle
1		{87395365R}		1	Axle, 4WD, Remanufactured
1		{87395365C}		1	Axle, 4WD, Core
2		100092		16	NUT, M18 x 1.5, CI 8
3		496-81000		16	WASHER, 25/32" x 1 3/8" x .134", HDN
4		218-5351		1	HYD CONNECTOR, 3/4"-16, 37° x 9/16"-18, O-Ring, Incl 5
5		237-6006		1	O-RING, 0.114" ID x 0.254" OD x 0.07"
6		218-5529		1	ELBOW, 45°, 3/4"-16, 37° x 9/16"-18, O-Ring, Incl 7
7		237-6006		1	O-RING, 0.114" ID x 0.254" OD x 0.07"
8		219-1		1	LUBE NIPPLE, 1/8"-27 x .66 lg
9		800-44050		2	SNAP RING, M50, Ext
10		191796A1		AR	WASHER, 2 x 4 x 1/16
11		391451A1		1	PIVOT PIN, Axle
12		D123684		1	WASHER, 2-1/2 x 4-1/2 x 3/16
13		87405326		1	DRIVE SHAFT, Component Parts Not Available
14		137223A2		1	GUARD, Drive Shaft
15		827-12045		4	BOLT, Hex, M12 x 45, 10.9, Full Thd
16		495-81025		4	WASHER, 17/32" x 1 1/4" x .179"
17		87538515		2	RETAINER, U-Joint
18		9637611		4	SCREW, Hex Flange Head, Special, 5/16 - 24 UNF x 1-1/16
19		218-5103		1	ELBOW, 90°, 7/16"-20, 37° x 7/16"-20, O-Ring, Incl 20
20		237-6004		1	O-RING, 0.351" ID
21		381386A1		1	HOSE ASSY., 500 mm (19-11/16 in), Lubrication Line
22		218-1275		1	LOCK NUT, Bkhd, 7/16"-20, For Hose Assy 21
23		495-11047		1	WASHER, 7/16", SAE
24		381442A1		1	CONNECTION, Lubrication Line For Hose Assy 21
25		300388		1	BOLT, Hex, M12 x 25, 8.8
26		F53473		1	NUT, For Hose Assy 27
27		87572760		1	HOSE ASSY., 533 mm 21 Inch Lubrication Line

586H 588H

STEERING AXLE HOUSING, 4WD



STEERING AXLE HOUSING, 4WD

REF	FN	PART NUMBER	YR/SN	QTY	DESCRIPTION
1		427107A1		1	AXLE HOUSING, 4WD
2		D149725		1	BUSHING, Outside Diameter 59.75mm
3		N14367		2	SEAL, Axle Mounting
4		D149726		1	BUSHING, Axle Mounting
5		1966149C2		1	BREATHER, Axle
6		A156873		2	PLUG, DRAIN, M22 x 1.5
8		87710131		1	SUPPORT, Differential Support Assembly, Incl 14 - 16
7		122270A1		2	WASHER, Belleville, Upper
9		87400286		2	BUSHING, Upper
10		1966186C1		2	BUSHING, Center
11		87710155		2	SEALRING, Lower
12		100520A1		2	BUSHING, Two Piece
13		122268A1		2	WASHER, Belleville, Lower
14		NSS		1	NOT SERVICED SEPARATELY, Collar Incl in 8
15		S301065		4	SCREW, Hex Flg, M14 x 75, 12.9
16		1966136C1		4	BUSHING, Collar
17		1966138C1		2	DOWEL, Pin
18		5194169		10	SCREW, Hex Flg, M12 x 33, 12.9

586H 588H

STEERING AXLE, REAR DRIVE SHAFTS, 4WD



1



27.100.03

p1

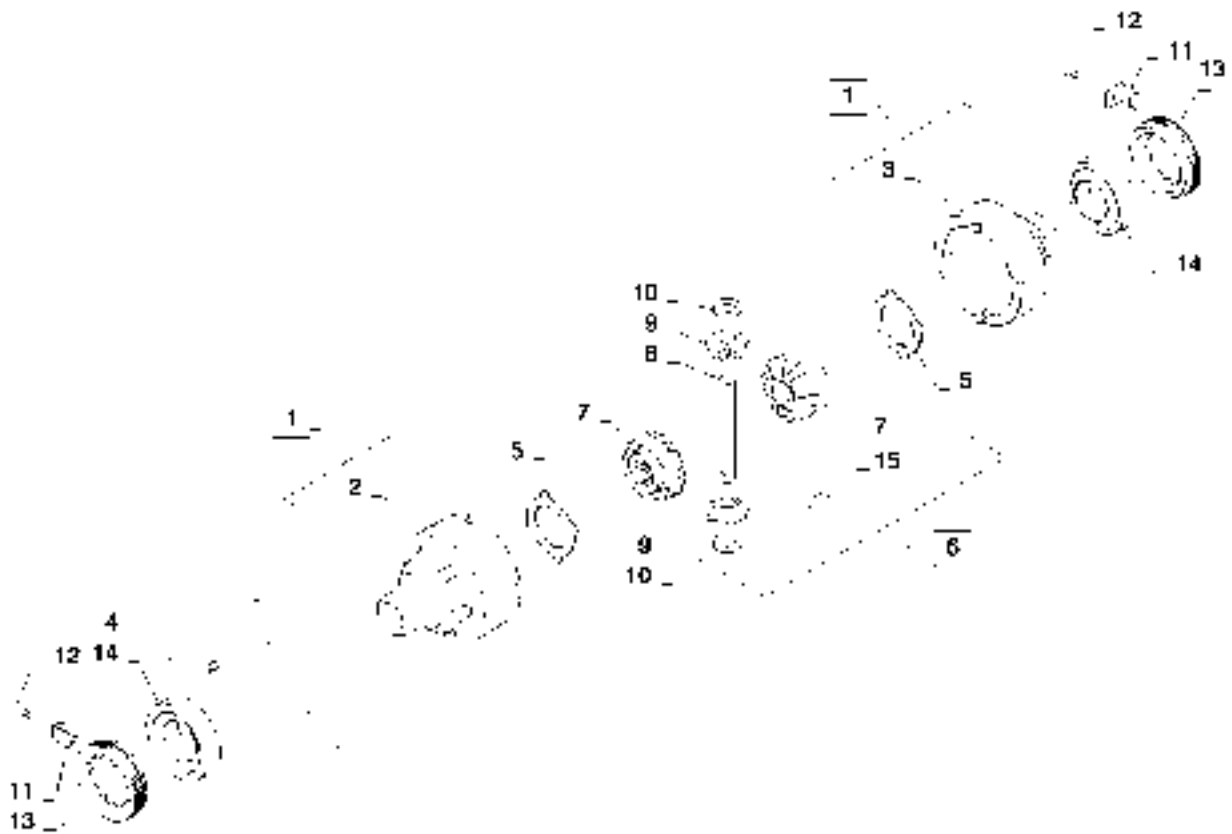
07/12

STEERING AXLE, REAR DRIVE SHAFTS, 4WD

REF	FN	PART NUMBER	YR/SN	QTY	DESCRIPTION
1		144461A1		2	ARTICULATED AXLE SHAFT, Incl 2 - 6
2		390029A1		2	BODY, Central
3		N14410		16	RING, Retaining
4		144465A1		4	U-JOINT SPIDER, Rear Drive Shaft
5		144463A1		2	SHAFT, Short, Wheel Side
6		144462A1		2	SHAFT, Long, Differential Side

586H 588H

STEERING AXLE DIFFERENTIAL, 4WD


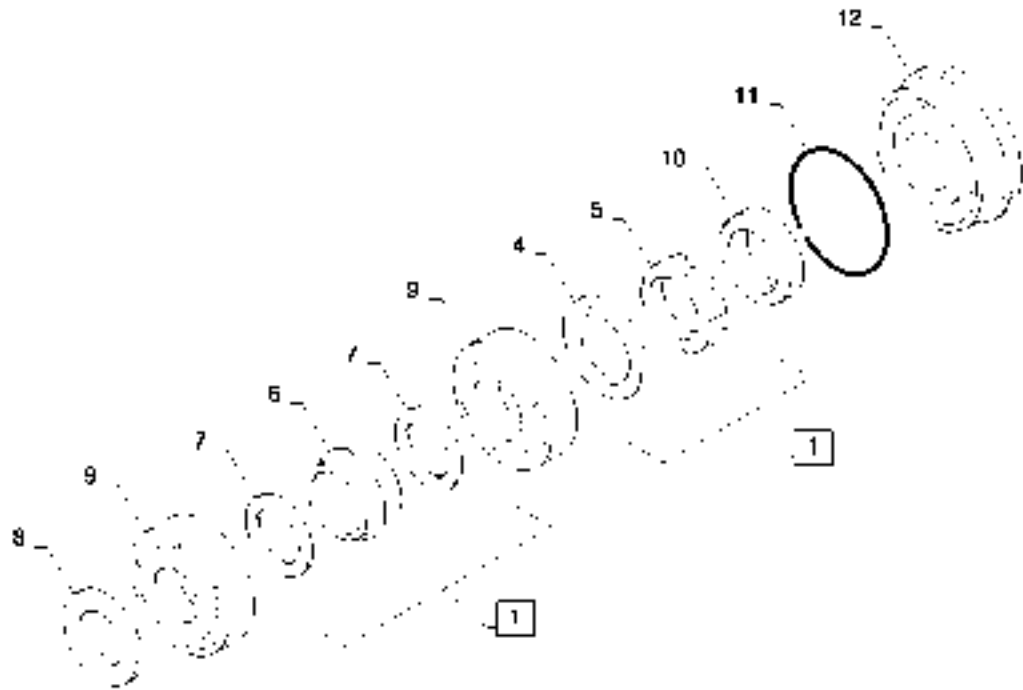


STEERING AXLE DIFFERENTIAL, 4WD

REF	FN	PART NUMBER	YR/SN	QTY	DESCRIPTION
1		294933A1		1	HOUSING, Differential, Incl 2 - 3
2		NSS		1	NOT SERVICED SEPARATELY, Housing, Incl in 1
3		NSS		1	NOT SERVICED SEPARATELY, Housing, Plain Half, Incl in 1
4		5194194		12	SCREW, Hex, M10 x 75
5		1967003C1		2	WASHER, THRUST, Differential
6		231397A1		1	SERVICE KIT, Differential, Service Replacement, Incl 7 - 10, 15
7		NSS		2	NOT SERVICED SEPARATELY, Gear, Side, Incl in 6
8		87712525		1	SHAFT, Pinion Gear
9		NSS		2	NOT SERVICED SEPARATELY, Pinion Gear, Incl in 6
10		87712536		2	THRUST WASHER, Differential
11		1966153C1		2	LOCKING PLATE, For Ring
12		112486A1		2	SCREW, Hex, M6 x 12
13		1966559C1		2	LOCKING RING, Nut
14		K395027		2	TAPERED ROLLER BEARING, 50mm ID 90mm OD
15		87712524		1	AXLE PIN, D7 x 40 Pin

586H 588H

STEERING AXLE, RING AND PINION, 4WD

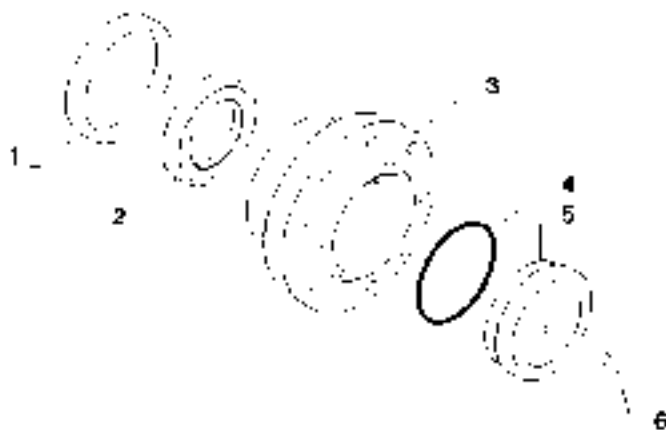


STEERING AXLE, RING AND PINION, 4WD

REF	FN	PART NUMBER	YR/SN	QTY	DESCRIPTION
1		144460A1		1	GEAR SET, Ring and Pinion, Incl 2 - 7
2		NSS		1	NOT SERVICED SEPARATELY, Ring Gear, Incl in 1
3		NSS		1	NOT SERVICED SEPARATELY, Pinion Gear, Incl in 1
4		9968031		1	LOCK WASHER, Gear Set
5		K261014		1	NUT, Gear Set
6		1349058C1		1	SPACER, Collapsible
7		1349059C1		2	WASHER, Gear Set
8		140954A1		AR	SHIM, 2.50mm Thk, (0.098")
8		140953A1		AR	SHIM, 2.60mm Thk, (0.102")
8		140951A1		AR	SHIM, 2.70mm Thk, (0.106")
8		140949A1		AR	SHIM, 2.80mm Thk, (0.110")
8		140948A1		AR	SHIM, 2.90mm Thk, (0.114")
8		140943A1		AR	SHIM, 3.00mm Thk, (0.118")
8		140944A1		AR	SHIM, 3.10mm Thk, (0.122")
8		140945A1		AR	SHIM, 3.20mm Thk, (0.125")
8		140946A1		AR	SHIM, 3.30mm Thk, (0.129")
8		140947A1		AR	SHIM, 3.40mm Thk, (0.133")
9		K395090		2	BEARING ASSY, Taper 40mm ID 90mm OD
10		K262143		1	SEAL, Ring
11		238-5152		1	O-RING, -152, 70 Duro, 3.237" ID x .103" Thk
12		128570A1		1	FLANGE, Differential

586H 588H

STEERING AXLE, WHEEL HUB AND BEARINGS, 2WD



27.120.01

p1

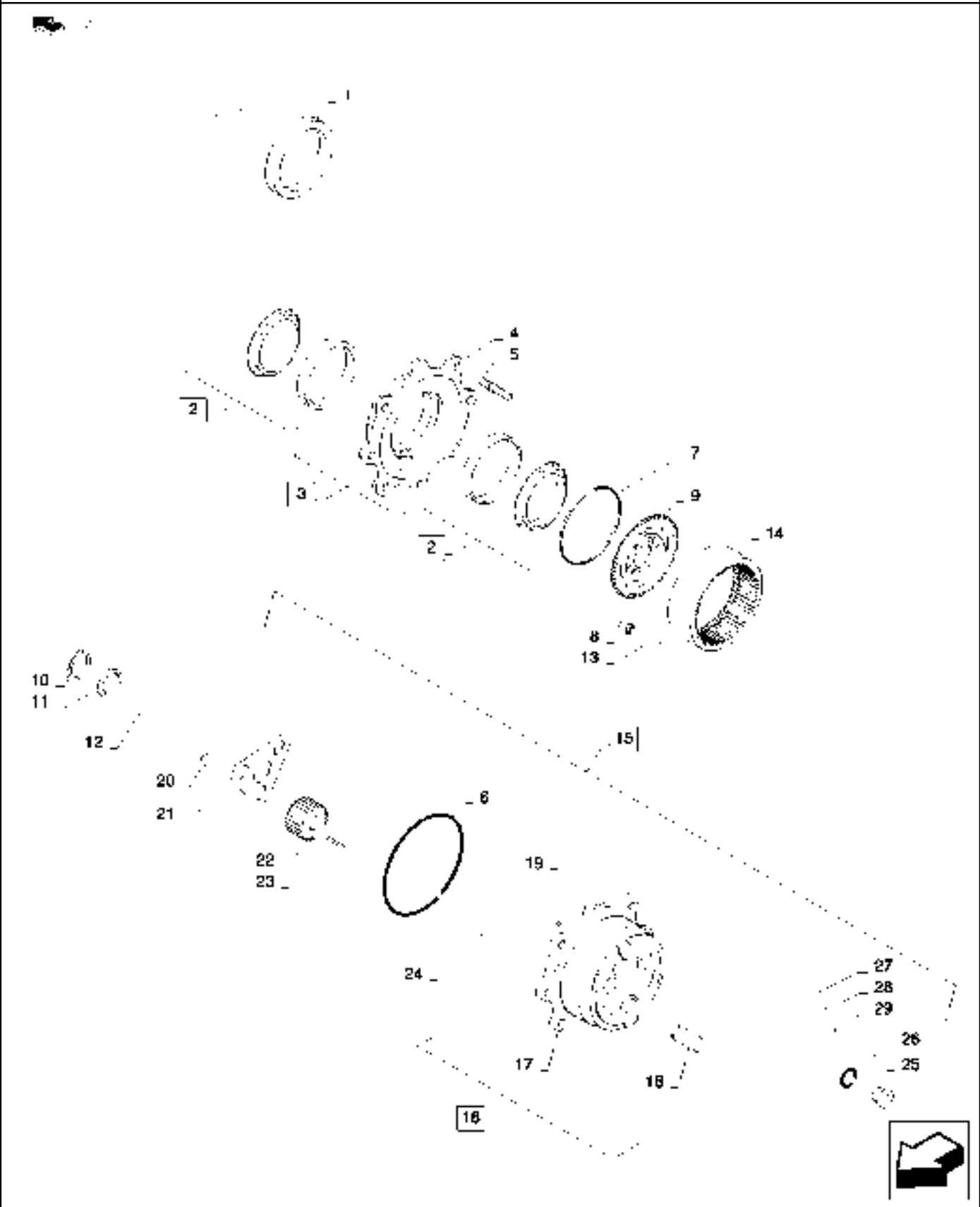
04/12

STEERING AXLE, WHEEL HUB AND BEARINGS, 2WD

REF	FN	PART NUMBER	YR/SN	QTY	DESCRIPTION
1		311569A1		2	OIL SEAL, 1 Per Side
2		324213A1		2	BEARING, 1 Per Side
3		401065A1		2	HUB, 1 Per Side
4		401066A1		2	O-RING, 1 Per Side
5		401067A1		2	COVER, 1 Per Side
6		D142898		2	PLUG, 10 x 1 mm, 1 Per Side

586H 588H

STEERING AXLE, PLANETARY GEAR 4WD



27.120.02

p1

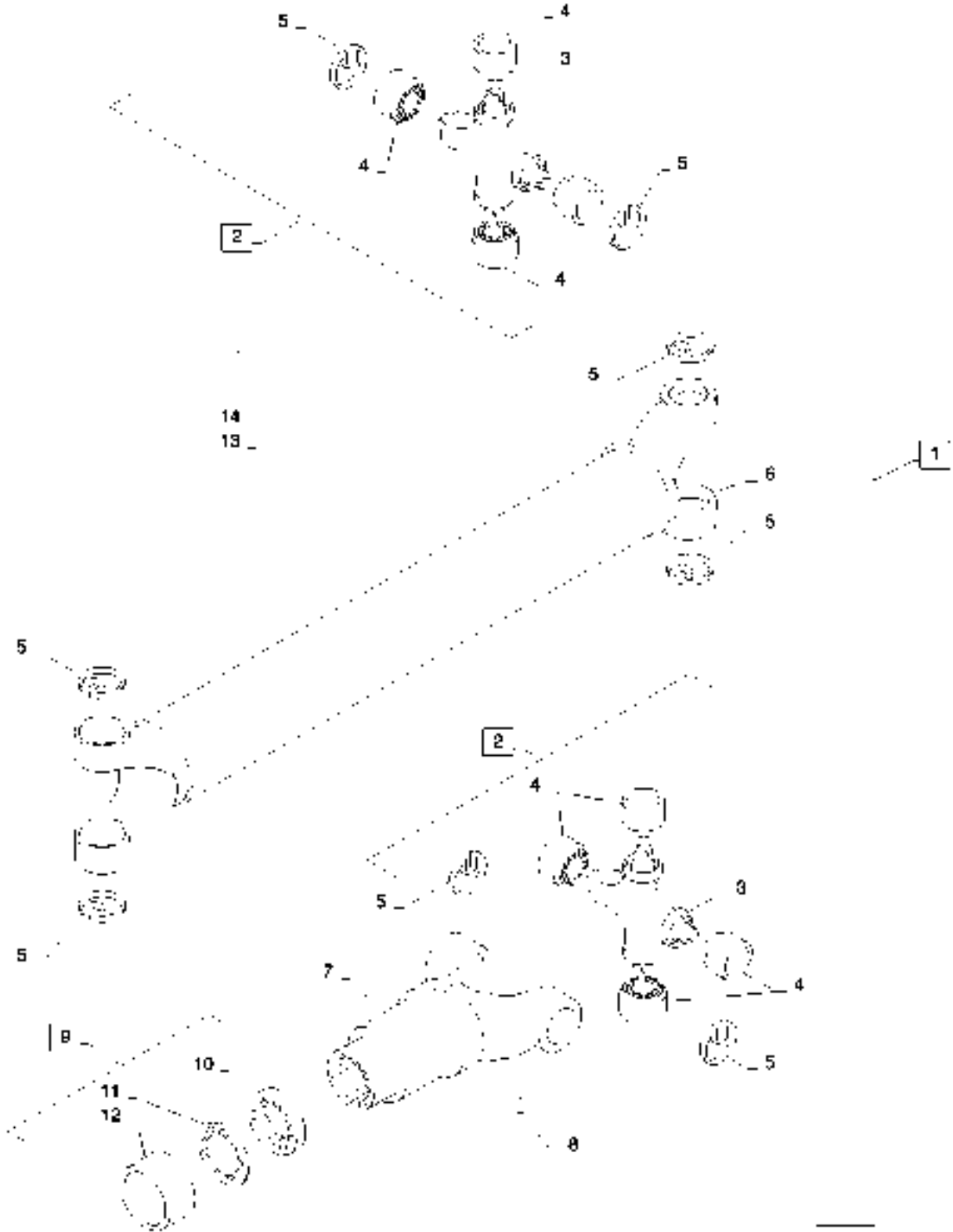
07/12

STEERING AXLE, PLANETARY GEAR 4WD

REF	FN	PART NUMBER	YR/SN	QTY	DESCRIPTION
1		311569A1		2	OIL SEAL, Triple Lip
2		1966169C1		4	BEARING CONE, 95 mm ID x 135 mm OD x 20 mm
3		144466A1		2	HUB, 1 Per Side, Incl 4 - 5
4		NSS		1	NOT SERVICED SEPARATELY, Wheel Incl in 3
5		100556A1		8	STUD, Hub
6		100552A1		2	O-RING, 8-1/2" ID x 8-11/16" OD
7		100559A1		2	SPECIAL RING, Snap
8		116426A1		12	BUSHING, Gear
9		116427A1		2	GEAR, Ring
10		190684A1		2	THRUST WASHER, Planetary
11		190682A1		2	THRUST WASHER, Planetary
12		A48041		2	CIRCLIP, Snap Ring
13		116425A1		12	SCREW, Bolt
14		100561A1		2	GEAR, Ring
15		100554A1		2	PINION CARRIER, Incl 16, 19 - 26
16		100553A1		2	HOUSING ASSY., Incl 17 - 19
17		NSS		1	NOT SERVICED SEPARATELY, Carrier, Incl in 16
18		NSS		3	NOT SERVICED SEPARATELY, Shaft, Pinion, Incl in 16
19		K395093		1	HEADED PIN, Thrust Pin
20		800-1134		6	SNAP RING, M34, Ext
21		100555A1		2	PLATE, LARGE, Carrier
22		100562A1		6	GEAR, PLANET, Carrier
23		114295A1		9	10 NEEDLE BRG KIT
24		K395091		6	THRUST WASHER, Plate
25		100557A1		2	PLUG, DRAIN, Incl 26
26		238-6121		1	O-RING, -121, 90 Duro, 1.049" ID x .103" Thk
27		K395082		4	SCREW, M8 x 20
28		496-81000		16	WASHER, 25/32" x 1 3/8" x .134", HDN, Not Included In Assembly, Purchase Separately
29		100092		16	NUT, M18 x 1.5, Cl 8, Not Included In Assembly, Purchase Separately

586H 588H

STEERING AXLE, DRIVE SHAFT



27.124.01

p1

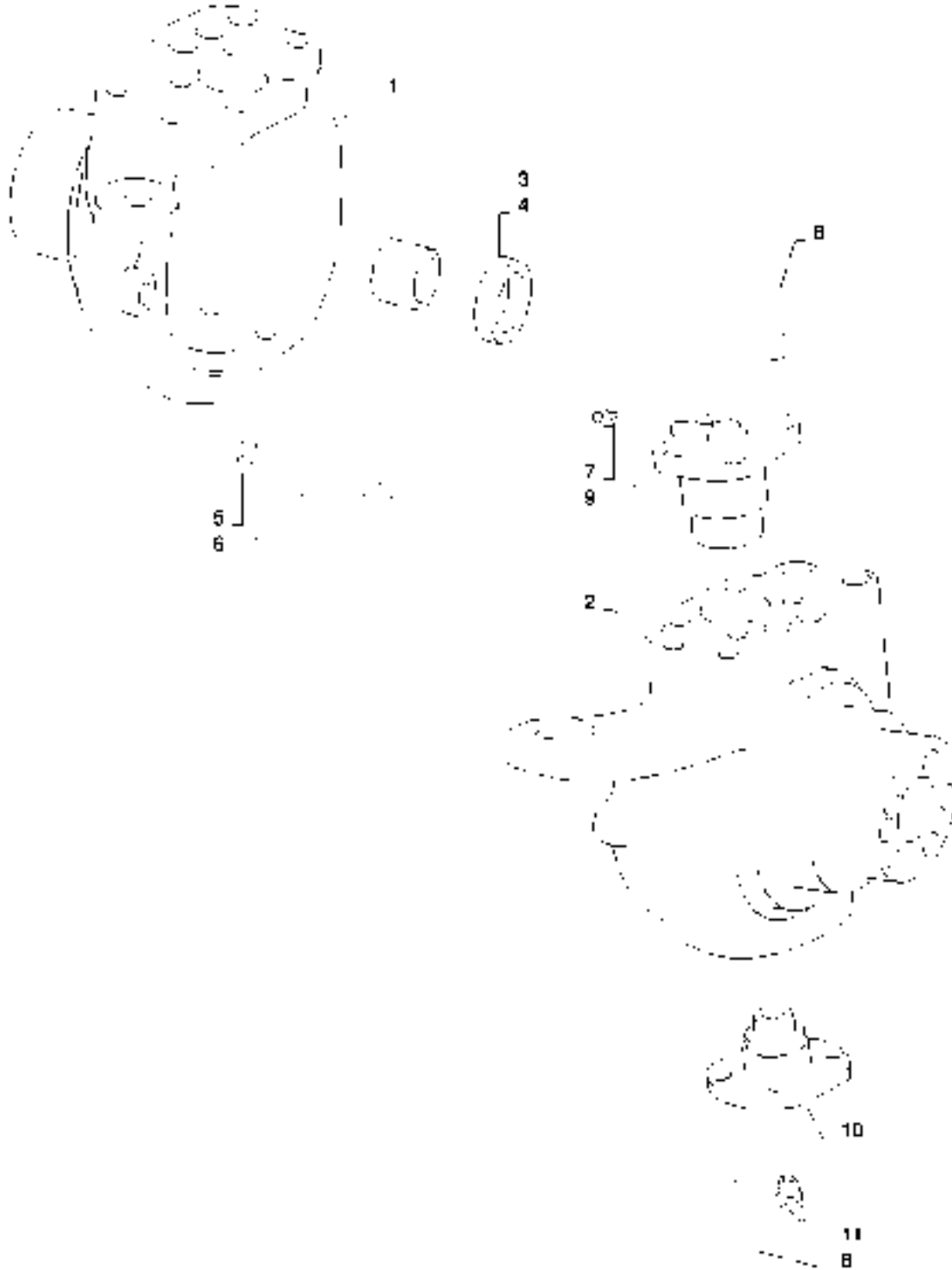
07/12

STEERING AXLE, DRIVE SHAFT

REF	FN	PART NUMBER	YR/SN	QTY	DESCRIPTION
1		87437988		1	DRIVE SHAFT, Incl 2 - 14
2		86505534		2	SPIDER, Universal Joint, Incl 3 - 5
3		NSS		1	NOT SERVICED SEPARATELY, Universal Joint, Incl in 2
4		NSS		4	NOT SERVICED SEPARATELY, Journal Bearing, Incl in 2
5		NSS		4	NOT SERVICED SEPARATELY, Retaining Ring, Incl in 2
6		393234A1		1	DRIVE SHAFT, Bare
7		144279A1		1	UNIVERSAL JOINT YOKE
8		219-10		1	LUBE NIPPLE, 1/4"-28 NPT x .68" lg
9		D149860		1	SERVICE KIT, Incl 10 - 12
10		NSS		1	NOT SERVICED SEPARATELY, Cork Washer, Incl in 9
11		NSS		1	NOT SERVICED SEPARATELY, Steel Washer, Incl in 9
12		NSS		1	NOT SERVICED SEPARATELY, Cap, Incl in 9
13		86014090		2	RETAINER, Clamp
14		9637611		4	SCREW, Hex Flange Head, Special, 5/16 - 24 UNF x 1-1/16

586H 588H

STEERING AXLE, SWIVEL HOUSING, 4WD



27.450.01

p1

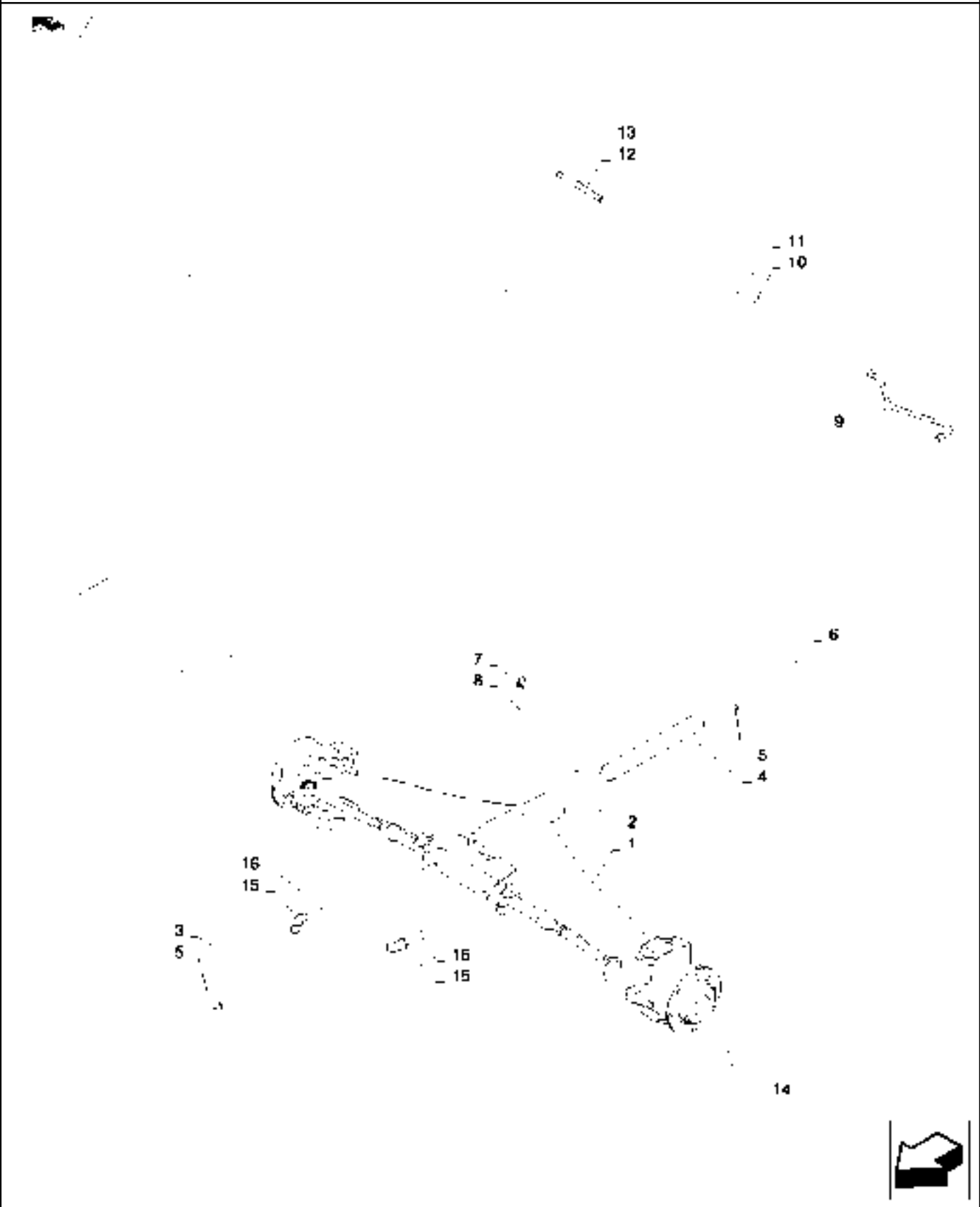
07/12

STEERING AXLE, SWIVEL HOUSING, 4WD

REF	FN	PART NUMBER	YR/SN	QTY	DESCRIPTION
1		87710156		1	STEERING KNUCKLE, Swivel
2		87710159		1	STEERING KNUCKLE, Swivel
3		100532A1		2	BUSHING, Used With Right-Hand or Left-Hand Swivel Housing
4		87710145		2	SEALRING, Snap
5		85805986		2	NUT, M16
6		5194264		2	SCREW, M16 x 75
7		321204		2	LUBE NIPPLE, M6 x 1, 16mm lg
8		100533A1		16	BOLT, M12 x 30
9		122265A1		2	PIN, King, Upper
10		122264A1		2	PIN, Lower King
11		N13505		2	LUBE NIPPLE, 45°, M6 x 1

586H 588H

STEERING AXLE INSTALLATION, 2WD



27.550.01

p1

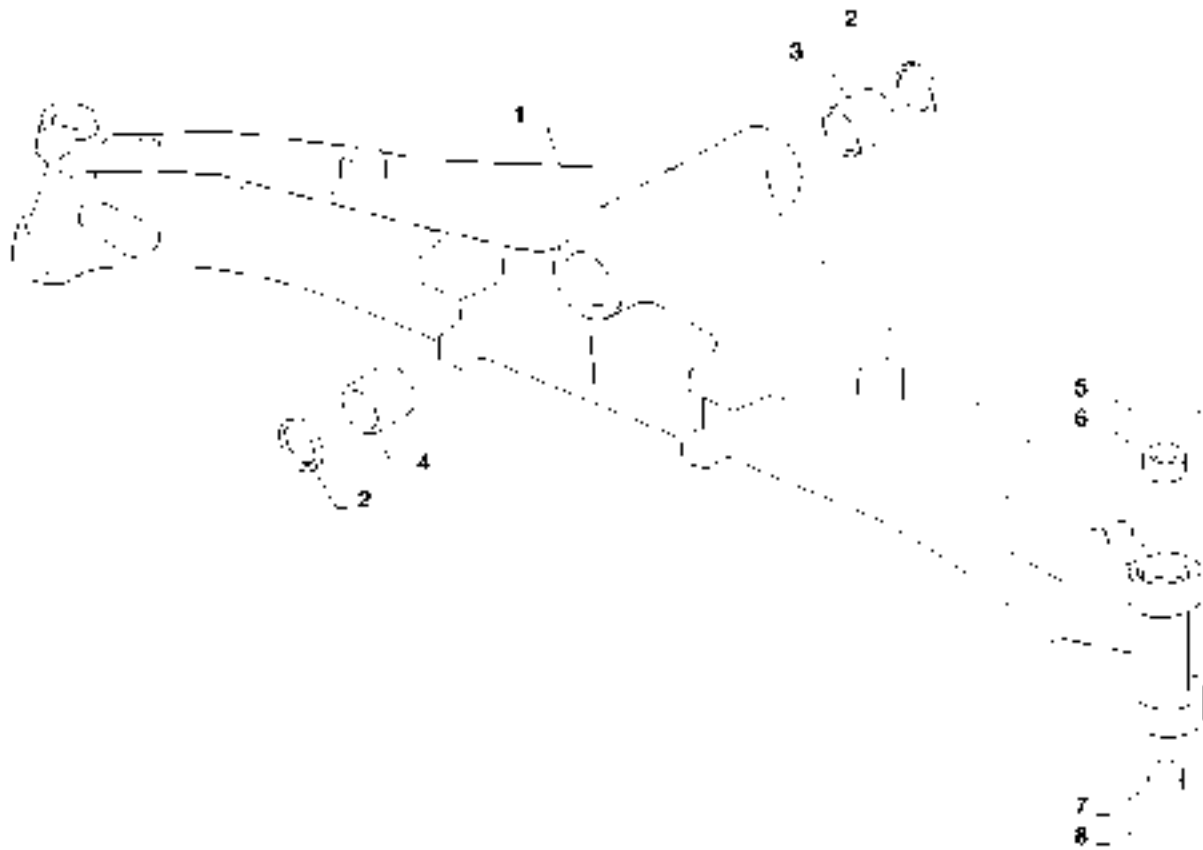
07/12

STEERING AXLE INSTALLATION, 2WD

REF	FN	PART NUMBER	YR/SN	QTY	DESCRIPTION
1		86990837		1	STEERING AXLE, Rear, Two Wheel Drive
1		86990837R		1	REMAN-AXLE, Rear, Two Wheel Drive
1		86990837C		1	CORE-AXLE, Rear, Two Wheel Drive
2		191796A1		AR	WASHER, 2 x 4 x 1/16
3		D123684		1	WASHER, Thrust, 2-1/2 x 4-1/2 x 3/16
4		391451A1		1	PIVOT PIN, 431.5 mm (17 in) lg; One Hole Opposite Tapered End
5		800-44050		2	SNAP RING, M50, Ext
6		300388		1	BOLT, Hex, M12 x 25, 8.8
7		218-5103		1	ELBOW, 90°, 7/16"-20, 37° x 7/16"-20, O-Ring, Also Order 8
8		237-6004		1	O-RING, 0.351" ID
9		381386A1		1	HOSE ASSY., 500 mm (19-11/16 in), Lubrication Line
10		218-1275		1	LOCK NUT, Bkhd, 7/16"-20
11		495-11047		1	WASHER, 7/16", SAE
12		381442A1		1	CONNECTION, Remote
13		219-1		1	LUBE NIPPLE, 1/8"-27 x .66 lg
14		A38208		16	WHEEL BOLT, Stud
15		218-5103		2	ELBOW, 90°, 7/16"-20, 37° x 7/16"-20, O-Ring, Incl 16
16		237-6006		1	O-RING, 0.114" ID x 0.254" OD x 0.07"

586H 588H

STEERING AXLE HOUSING, 2WD



27.550.02

p1

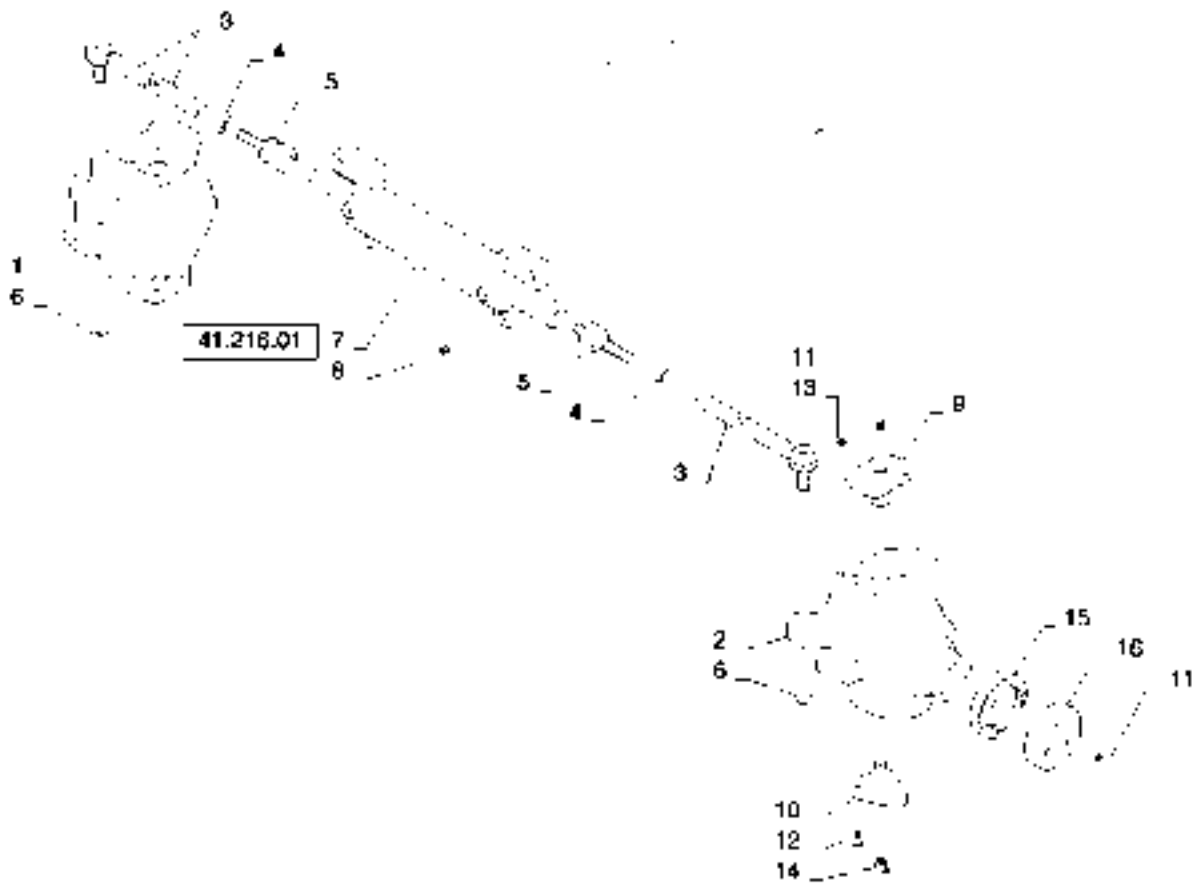
07/12

STEERING AXLE HOUSING, 2WD

REF	FN	PART NUMBER	YR/SN	QTY	DESCRIPTION
1		429230A1		1	AXLE HOUSING, 2WD
2		N14367		2	SEAL, Axle Mounting
3		D149726		1	BUSHING, Front
4		D149725		1	BUSHING, Rear
5		122270A1		2	WASHER, Bellville Upper
6		87400286		2	BUSHING, Upper
7		N14373		2	SPHERICAL BEARING, 28mm ID x 52mm OD x 16mm, Bushing; Two Piece; 28 ID x 50 OD x 16 Lower
8		122261A1		2	WASHER, Belleville Lower

586H 588H

STEERING AXLE HOUSING SWIVEL, 2WD



27.550.03

p1

07/12

STEERING AXLE HOUSING SWIVEL, 2WD

REF	FN	PART NUMBER	YR/SN	QTY	DESCRIPTION
1		429231A1		1	STEERING KNUCKLE, Swivel, Right-Hand
2		429232A1		1	STEERING KNUCKLE, Swivel, Left-Hand
3		401054A1		2	TIE ROD, End
4		934727R1		2	NUT, Thin, M18 x 1.5, CI 04
5		112509A1		2	BALL JOINT, Threaded
6		905839R1		2	LOCK NUT, M18 x 1.5, Thin
7		401055A1		1	STEERING CYLINDER, See Fig. 41.216.01
8		863-16070		6	HEX SOC SCREW, Hex Soc Hd, M16 x 70, 12.9
9		122265A1		2	PIN, King, Upper
10		122259A1		2	PIVOT, King Pin, Lower; Triangular Shape
11		100533A1		14	BOLT, Lock, M12 x 30
12		D150214		6	SCREW, Lock, M14 x 35; Lower King Pin
13		321204		2	LUBE NIPPLE, M6 x 1, 16mm lg
14		N13505		2	LUBE NIPPLE, 45°, M6 x 1, Lower King Pin
15		401059A1		2	BEARING, ROLLER, Tapered
16		401060A1		2	WASHER, THRUST, Plate

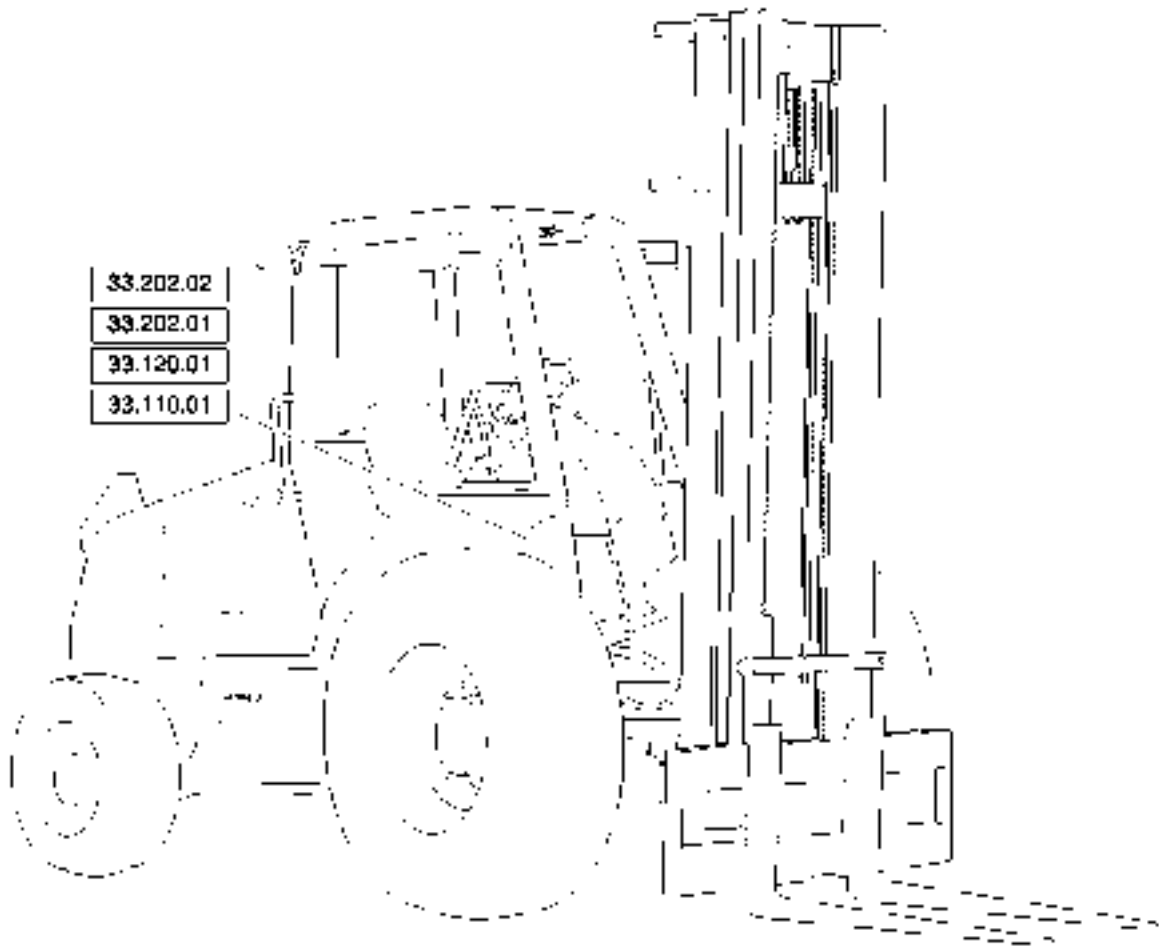
586H 588H

SECTION INDEX

33 - Brakes & Controls

33.000.00	PICTORIAL INDEX, BRAKES & CONTROLS
33.110.01	TRANSMISSION, PARKING BRAKE
33.120.01	BRAKE PEDAL ASSEMBLYS
33.202.01	BRAKES MASTER CYLINDER, RESERVOIR INSTALLATION
33.202.02	BRAKES, HYDRAULIC LINE INSTALLATION

PICTORIAL INDEX, BRAKES & CONTROLS



33.000.00

p1

05/12

PICTORIAL INDEX, BRAKES & CONTROLS

REF	FN	PART NUMBER	YR/SN	QTY	DESCRIPTION
-----	----	-------------	-------	-----	-------------

					586H 588H
--	--	--	--	--	-----------

TRANSMISSION, PARKING BRAKE

21.111.01 01



21 111.01 01

33.110.01

p1

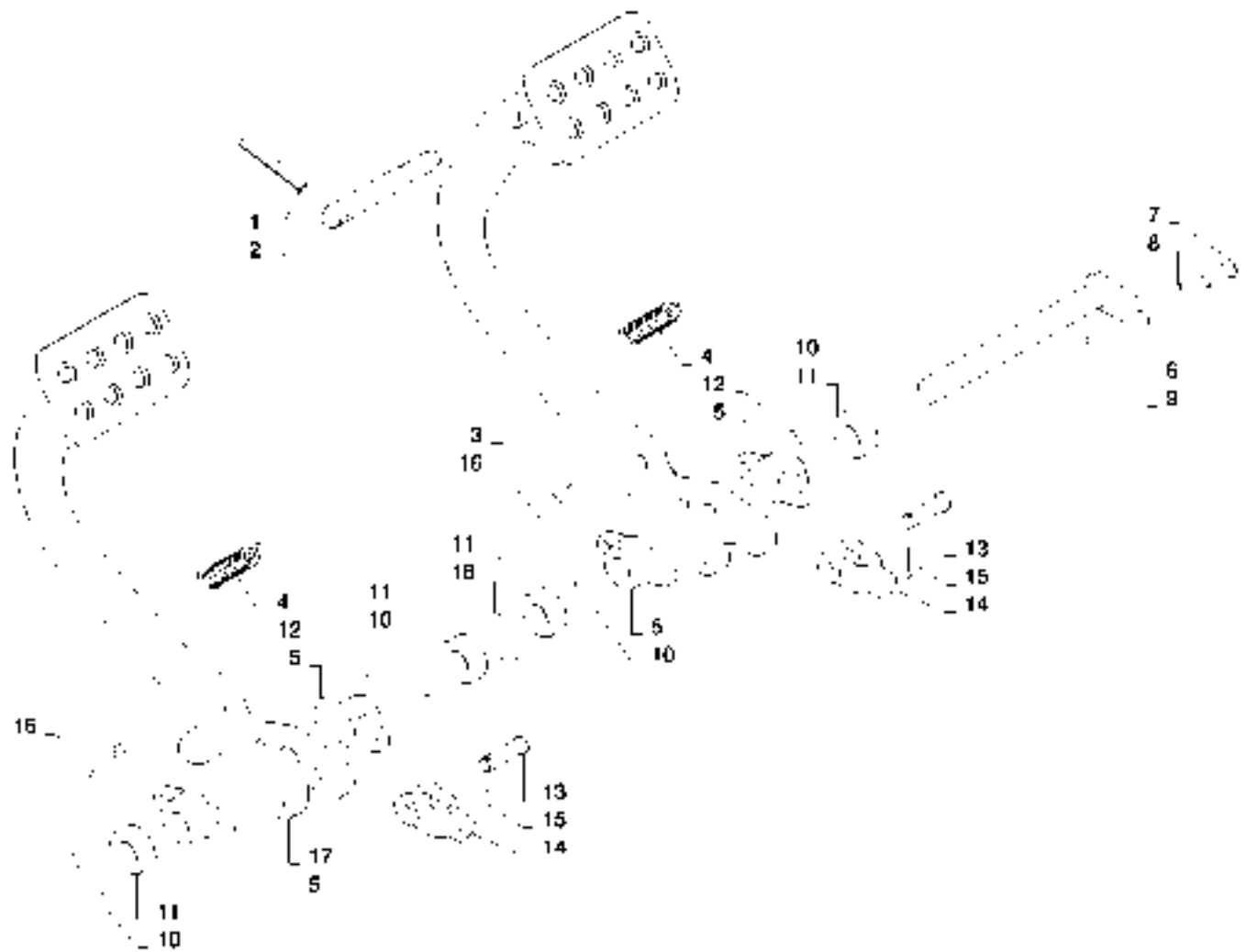
07/12

TRANSMISSION, PARKING BRAKE

REF	FN	PART NUMBER	YR/SN	QTY	DESCRIPTION
1		87701325		5	SPACER, Transmission
2		87701324		1	BRAKE PLATE, Transmission
3		87701323		1	RETAINING PLATE, Transmission
4		87701321		1	SEALRING, Oil
5		87701320		1	O-RING, Transmission
6		87701315		1	RING, Stop
7		87701318		1	SEALRING, Transmission
8		87701317		1	PISTON, Brake
9		120113		2	BOLT, Hex, M10 x 50, 8.8, Full Thd
10		86508574		4	BOLT, Hex, M10 x 120, 8.8
11		363485A1		2	SPRING WASHER, Plate
12		87701310		1	O-RING, 8.237" ID x 0.103" Width
13		87701309		1	COVER, Brake
14		87701313		1	SENSOR, Transmission Pressure
15		181105A1		1	COPPER WASHER, Seal
16		9625178		1	PLUG, Hex Soc, 9/16"-18 ORB, Incl O-Ring
17		272217		4	O-RING, -013, 90 Duro, .426" ID x .070" Thk
18		87701333		1	BUSHING, Transmission
19		87701329		1	SOLENOID, Electro Valve
20		87701330		1	CONTROL BLOCK, Hydraulic
21		16044321		2	SCREW, Hex, M8 x 55, 8.8
22		139312A1		1	PLUG, Expansion 6mm
23		933781R1		1	LUBE NIPPLE, M10 x 1
24		87701327		1	BRAKE PACKAGE, Transmission
25		87701328		1	BUSHING, Link

586H 588H

BRAKE PEDAL ASSEMBLYS



33.120.01

p1

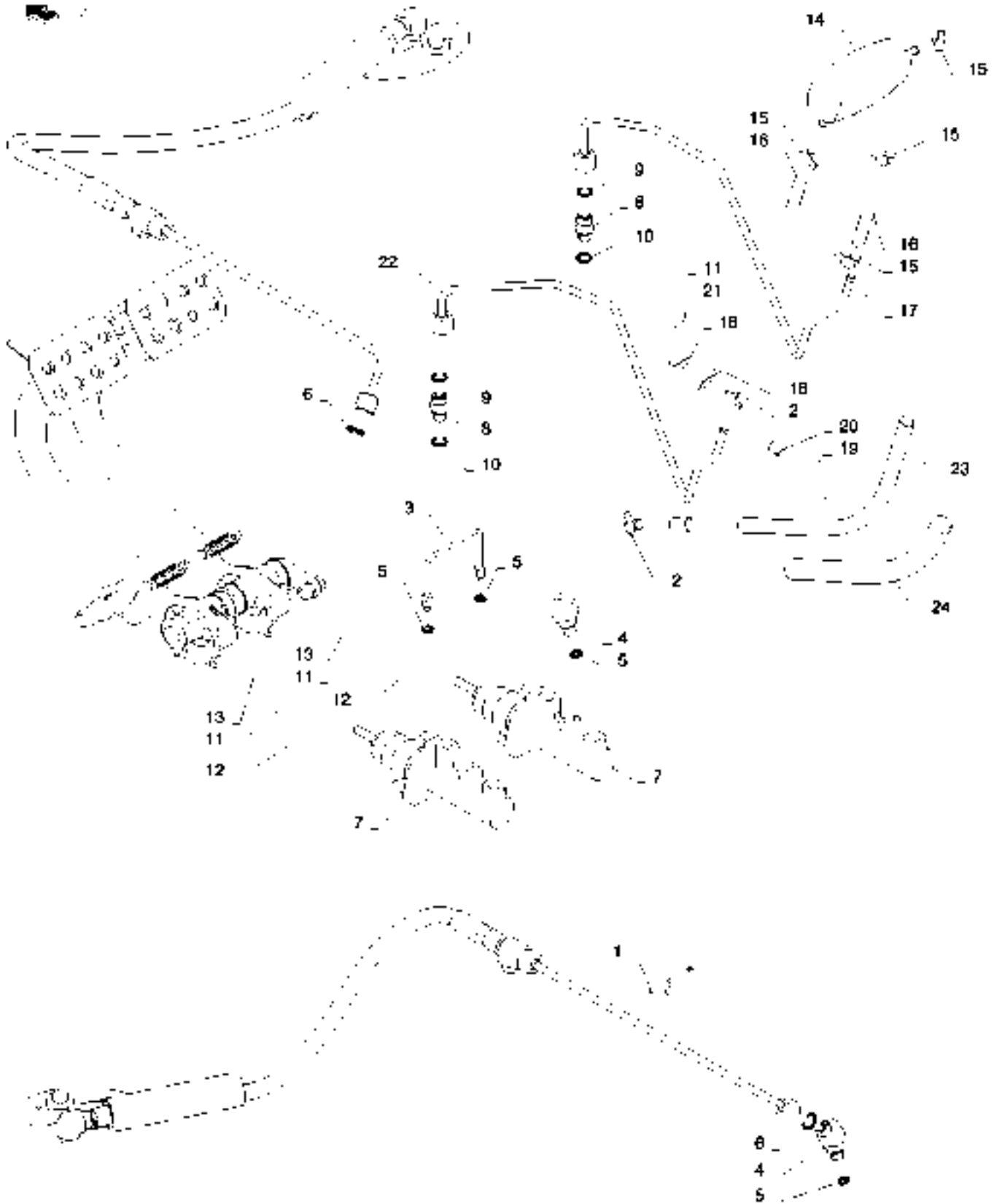
07/12

BRAKE PEDAL ASSEMBLYS

REF	FN	PART NUMBER	YR/SN	QTY	DESCRIPTION
1		138-328		1	LOCK PIN, 5/16" x 2 1/2", Slotted
2		D124530		1	PIN, Brake Pedal Lock
3		84348135		1	PEDAL, Right Hand
4		A160874		2	SPRING, Tension
5		A77310		4	BEARING, 0.754" ID x 1.375" OD x 0.81"
6		D140035		1	SHAFT, Lever Pivot
7		614-10025		1	BOLT, Hex, M10 x 25, 8.8, Full Thd
8		892-11010		1	LOCK WASHER, M10
9		829-1410		1	NUT, M10, CI 10
10		495-81261		4	WASHER, 13/16" x 1 1/2" x .067", HDN
11		D124529		4	SPACER, Brake Shaft
12		832-10408		4	LOCK NUT, M8 x 1.25, CI 8
13		L26209		2	PIN, Clevis
14		84389634		2	YOKE, Brake Flange
15		432-612		2	COTTER PIN, 3/32" x 3/4"
16		814-8040		4	BOLT, Hex, M8 x 40, 8.8
17		84348133		1	PEDAL, Left Hand

588H 586H

BRAKES MASTER CYLINDER, RESERVOIR INSTALLATION

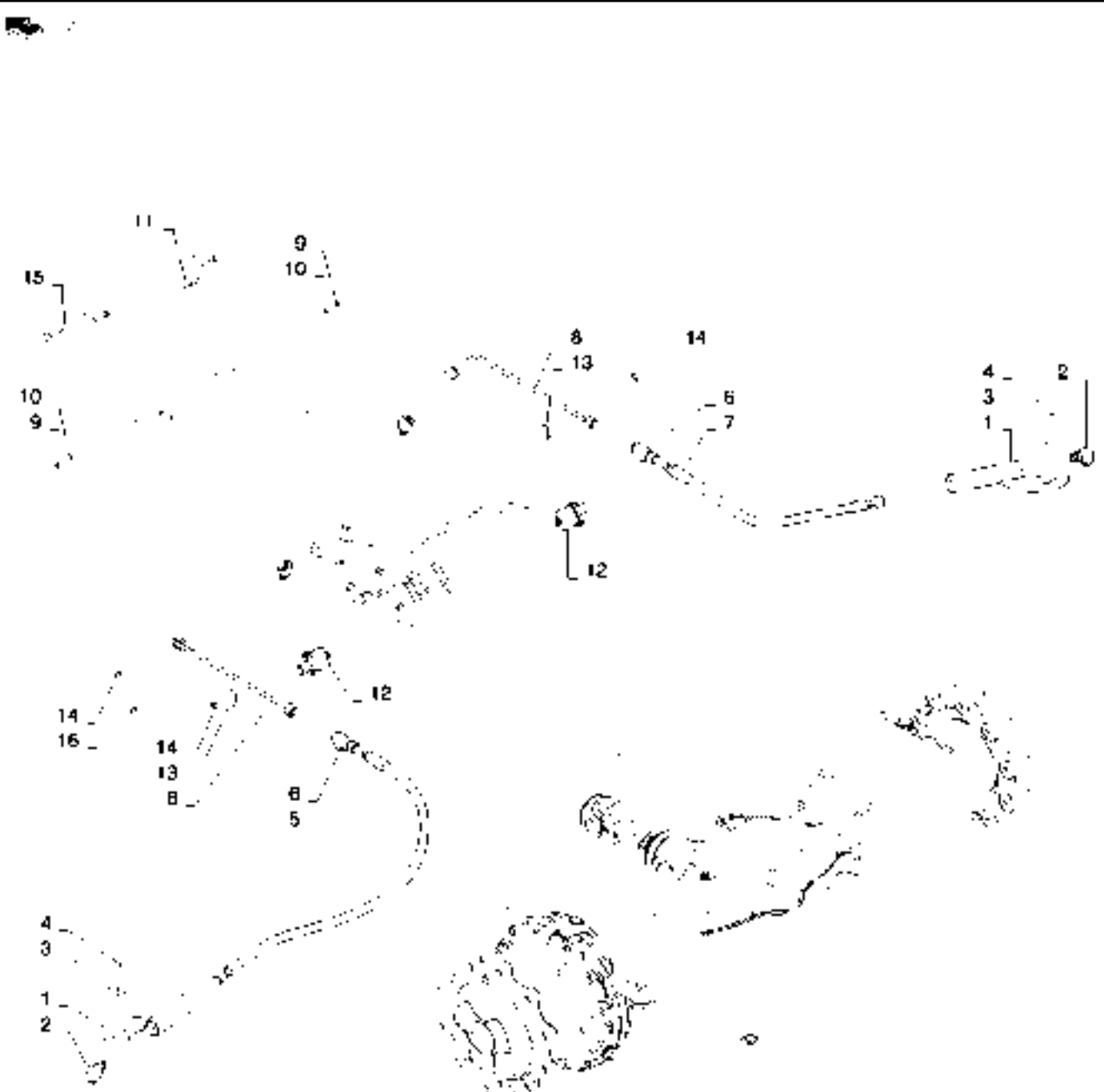


BRAKES MASTER CYLINDER, RESERVOIR INSTALLATION

REF	FN	PART NUMBER	YR/SN	QTY	DESCRIPTION
1		829-1408		1	NUT, M8, CI 10
2		214-1706		2	HOSE CLAMP, #6, 0.44/0.78 Type M Worm
3		D136430		1	TUBE, Crossover
4		87562344		2	ELBOW, Incl 5 - 6
5		238-6012		2	O-RING, -012, 90 Duro, .364" ID x .070" Thk
6		637-63113		2	O-RING, 11.3mm ID x 2.2mm Width
7		84164175		2	BRAKE CYLINDER, Master, 1.25"
8		700-101		2	HYD CONNECTOR, 11/16"-16 ORFS x M14 x 1.5 ORB, Incl 9 - 10
9		238-6012		2	O-RING, -012, 90 Duro, .364" ID x .070" Thk
10		637-63113		2	O-RING, 11.3mm ID x 2.2mm Width
11		832-10408		5	LOCK NUT, M8 x 1.25, CI 8
12		87655042		4	SPECIAL WASHER, Plate
13		829-1410		2	NUT, M10, CI 10
14		184627A2		1	BRAKE FLUID RESERVOIR, Master Brake
15		214-1704		5	HOSE CLAMP, #4, 0.25/0.62 Type M Worm
16		121729A1		2	HOSE, 7.94 mm ID x 52.00 mm, SAE 30R2 Type 1, Reservoir to Master Cylinder
17		84348650		1	TUBE, Brake Fill, Right Side
18		515-2379		2	CLAMP, 5/16", Insul, 3/8" Bolt
19		386045		1	SCREW, Hex, M8 x 45, 8.8
20		D150633		1	SPACER, 12.7mm OD
21		895-11008		1	WASHER, M8 x 16 x 1.6
22		84348652		1	TUBE, Brake Fill, Left Side
23		353834A1		1	HOSE, Brake Return
24		143219A1		1	HOSE PROTECTION, Gaurd

588H 586H

BRAKES, HYDRAULIC LINE INSTALLATION



BRAKES, HYDRAULIC LINE INSTALLATION

REF	FN	PART NUMBER	YR/SN	QTY	DESCRIPTION
1		87699881		2	GUARD, Brake Hose
2		9840543		2	ELBOW, 90°, 11/16"-16 x 9/16"-18 Adj, ORFS
3		87687101		2	WASHER, Flat
4		43138		2	BOLT, Hex, M10 x 1.5 x 20.00mm, CI 8.8, ZND
5		84258167		1	HOSE ASSY., Brake Line, Right Hand
6		87632882		2	TEE, Brake Pressure Switch
7		84258169		1	HOSE ASSY., Brake Line, Left Hand
8		84348657		2	TUBE, Brake Output
9		832-10404		4	LOCK NUT, M4 x .7, CI 8
10		895-11004		4	WASHER, M4
11		87016468		4	HEX SOC SCREW, Hex Soc Hd, M4 x 25, 8.8
12		82026949		2	SWITCH ASSY, Brake
13		515-2379		2	CLAMP, 5/16", Insul, 3/8" Bolt
14		829-1408		1	NUT, M8, CI 10
15		614-8045		2	BOLT, Hex, M8 x 45, 8.8, Full Thd
16		614-8050		2	BOLT, Hex, M8 x 50, 8.8, Full Thd


588H 586H

SECTION INDEX

35 - Hydraulic Systems

35.000.00		PICTORIAL INDEX, HYDRAULIC SYSTEMS
35.100.01		MAST ASSEMBLY 6000 LB 4.5M 15 FEET
35.100.01	01	MAST ASSEMBLY HOOK AND SHAFT FRAME
35.100.01	02	MAST ASSEMBLY 6000 LB 6.6 M 22 FEET FREE LIFT
35.100.01	03	6000 LB 6.6 M (22 FT) FREE LIFT
35.100.02	01	MAST ASSEMBLY 6000 LB FREE LIFT ONLY HYDRAULIC SYSTEM
35.100.02	02	MAST, HOOK AND SHAFT FRAME 6000 LB 22 AND 16 FEET
35.100.03		MAST, 6000 LB, 4.8 M (16 FT) FREE LIFT
35.100.03	01	6000 LB 4.8 M (16 FT) FREE LIFT
35.100.04		MAST, 6000 LB, 6.6 M (22 FT)
35.100.04	01	MAST, 6000 LB, HYDRAULIC SYSTEM
35.100.04	02	MAST ASSEMBLY 6000LB 6.6 M (22FT)
35.100.05		MAST, HOOK AND SHAFT FRAME 6000 LB 60IN 15 AND 22 FEET
35.100.06		MAST, 8000 LB 15 FEET HOOK AND SHAFT FRAME
35.100.06	01	MAST, HOOK AND SHAFT FRAME, 8000 LB
35.100.06	02	MAST, SHAFT FRAME, 8000 LB
35.100.07		MAST, 8000 LB 6.6M 22 FEET
35.100.07	01	MAST, HOOK AND SHAFT FRAME, 8000 LB
35.100.07	02	MAST, SHAFT FRAME, 8000 LB 22 FEET
35.100.07	03	MAST, 8000 LB 22 FEET
35.105.00		PUMP ASSEMBLY, 18 GPM 586H
35.105.01		PUMP ASSEMBLY, 24 GPM 588H
35.300.01		HYDRAULIC RESERVOIR AND BATTERY BOX
35.300.02		HYDRAULIC RESERVOIR BATTERY BOX INSTALLATION
35.300.03		FILTER ASSEMBLY OIL
35.350.00		HYDRAULIC LOAD CONTROL
35.350.01		ACCUMULATOR ASSEMBLY
35.355.01		FORK LIFT CYLINDER CONTROL
35.355.02		VALVE CONTROL FORK LIFT THREE SPOOL
35.355.03		VALVE CONTROL FORK LIFT FOUR SPOOL
35.355.04		VALVE INLET SECTION
35.355.05		VALVE SECTION FORKLIFT LIFT
35.355.06		VALVE SECTION TILTABLE FORK
35.355.07		VALVE SECTION SIDE SHIFT AND AUXILIARY CONTROL
35.355.08		FLOW CONTROL VALVE
35.540.00		HYDRAULIC LINE INSTALLATION
35.540.01		HYDRAULIC LINES FILTER TO PRIORITY VALVE
35.540.02		HYDRAULIC LINE SPOOL VALVE TO TILT CYLINDER
35.540.03		HYDRAULIC LINES SPOOL VALVE TO SIDE SHIFT CYLINDER
35.740.00		CYLINDER ASSEMBLY FORK LIFT TILT
35.740.01		CYLINDER ASSEMBLY SIDESHIFT
35.740.02		CYLINDER ASSEMBLY MAST LIFT 6000 LB 15 FEET
35.740.03		CYLINDER ASSEMBLY MAST LIFT 6000 LB 22 FEET
35.740.04		CYLINDER ASSEMBLY MAST LIFT 8000 LB 15 FEET
35.740.05		CYLINDER ASSEMBLY MAST LIFT 8000 LB 22 FEET
35.740.06		CYLINDER ASSEMBLY MAST LIFT 6000 LB 22 FEET
35.740.07		CYLINDER ASSEMBLY MAST LIFT 6000 LB 22 FEET
35.740.08		CYLINDER ASSEMBLY MAST LIFT 6000 LB 16 FEET
35.740.09		CYLINDER ASSEMBLY MAST LIFT 6000 LB 16 FEET

PICTORIAL INDEX, HYDRAULIC SYSTEMS



35.100.01
35.100.01.01
35.100.01.02
35.100.01.03
35.100.02.01
35.100.02.02
35.100.03
35.100.03.01
35.100.04
35.100.04.01
35.100.04.02
35.100.06
35.100.06
35.100.08.01

35.100.08.02
35.100.07
35.100.07.01
35.100.07.02
35.100.07.03
35.105.00
35.105.01
35.300.01
35.300.02
35.300.03
35.350.00
35.350.01

35.355.01
35.355.02
35.355.03
35.355.04
35.355.05
35.355.06
35.355.07
35.355.08
35.640.00
35.640.01
35.640.02
35.640.03

35.740.00
35.740.01
35.740.02
35.740.03
35.740.04
35.740.05
35.740.06
35.740.07
35.740.08
35.740.09

35.000.00

p1

05/12

PICTORIAL INDEX, HYDRAULIC SYSTEMS

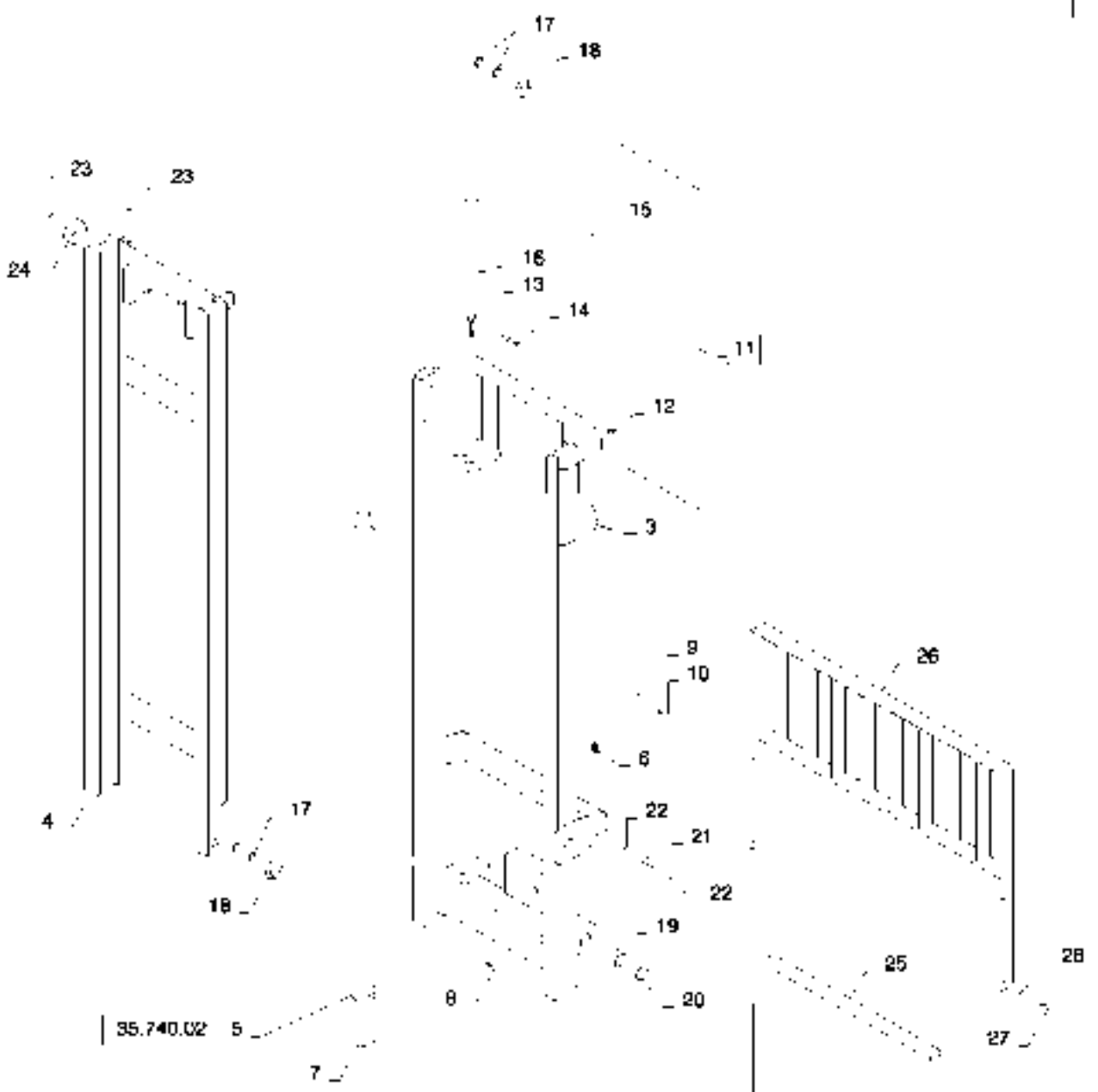
REF	FN	PART NUMBER	YR/SN	QTY	DESCRIPTION
-----	----	-------------	-------	-----	-------------

					586H 588H
--	--	--	--	--	-----------

MAST ASSEMBLY 6000 LB 4.5M 15 FEET

35.100.01 01
35.100.04 01

1



35.740.02

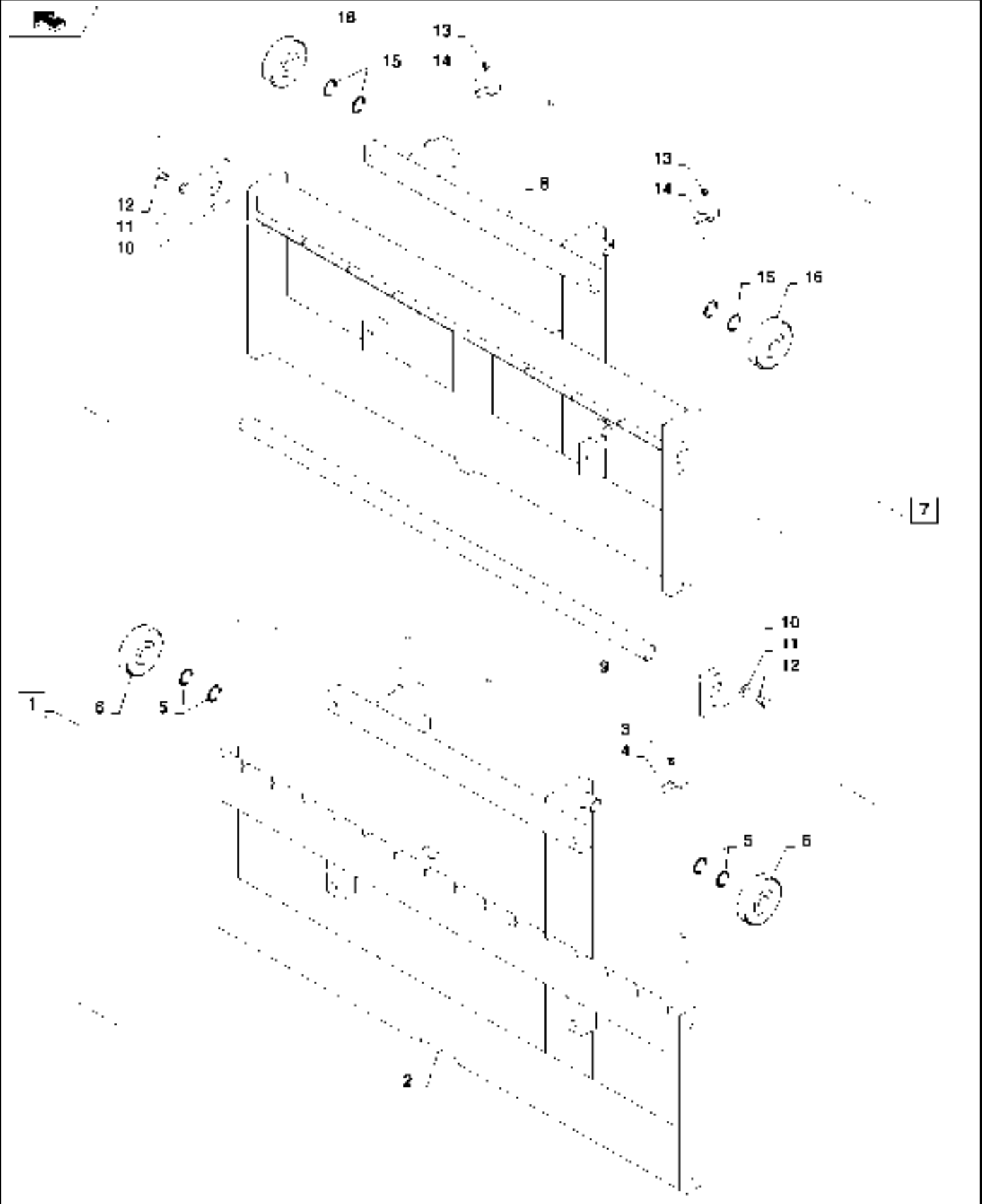
2

MAST ASSEMBLY 6000 LB 4.5M 15 FEET

REF	FN	PART NUMBER	YR/SN	QTY	DESCRIPTION
1		324494A3		1	MAST ASSEMBLY, 4.5 M (15 ft), Hook, Incl 2 - 24, Also Incl Parts On Figure 35.100.01(01), 35.100.04(01)
1		329462A3		1	MAST ASSEMBLY, 4.5 M (15 ft), Shaft, Incl 2 - 24, Also Incl Parts On Figure 35.100.01(01), 35.100.04(01)
2		341188A1		1	RAIL ASSY., Incl 2 - 24 Also Incl Parts On figures 35.100.04(01)
3		341185A1		1	RAIL, Outer
4		341186A1		1	RAIL, Inner
5		341187A1		2	CYLINDER ASSY., Rail, See Figure 35.740.02
6		219-8		2	LUBE NIPPLE, 1/4"-28 NPT x .54" lg
7		339786A1		UAR	SHIM, 0.76 mm (0.03 in)
8		339777A1		2	BOLT, Mast
9		492-11075		2	LOCK WASHER, 3/4"
10		339778A1		2	BOLT, Mast
11		341184A1		2	CHAIN (CE), Incl 12 - 16
12		231-24412		4	LOCK NUT, 3/4"-16, GB
13		341172A1		4	ANCHOR, Chain
14		341173A1		4	PIN, Dowel
15		432-612		8	COTTER PIN, 3/32" x 3/4"
16		341183A1		2	CHAIN (AG), Mounts Through Carriage Chain Anchor
17		339897A1		UAR	SHIM, 0.76 mm (0.03 in)
18		339898A1		4	ROLLER, Load
19		339787A1		2	BUSHING, Mast
20		103-21300		2	SNAP RING, 3.00", Int, #300
21		339789A1		2	PIN, Dowel
22		103-11125		4	SNAP RING, #125, Ext
23		100-11156		4	SNAP RING, #156, Ext
24		341171A1		2	SHEAVE, Chain
25		329457A1		1	SHAFT, Pivot, Mast
26		329795A1		1	BACKREST, 1524 mm (60 in), Load
27		413-1024		4	BOLT, Hex, 5/8"-11 x 1 1/2", G5, Full Thd
28		492-11062		4	LOCK WASHER, 5/8"

586H

MAST ASSEMBLY HOOK AND SHAFT FRAME



35.100.01

01

p1

07/12

MAST ASSEMBLY HOOK AND SHAFT FRAME

REF	FN	PART NUMBER	YR/SN	QTY	DESCRIPTION
1		339901A1		1	HOUSING ASSY., Hook, Incl 2 - 6
2		339900A1		1	CARRIER, 1524 mm (60 in), Hook
3		219-17		4	LUBE NIPPLE, 3/16" x .55" lg, Drive
4		337605A1		4	ROLLER, Thrust
5		339897A1		UAR	SHIM, 0.76 mm (0.03 in)
6		339898A1		4	ROLLER, Load
7		339899A1		1	HOUSING ASSY., Shaft, Incl 8 - 16
8		339894A1		1	CARRIER, 1524 mm (60 in), Shaft
9		339895A1		1	SHAFT, Mast
10		339896A1		2	CAP, Shaft
11		492-11062		4	LOCK WASHER, 5/8"
12		413-1024		4	BOLT, Hex, 5/8"-11 x 1 1/2", G5, Full Thd
13		219-17		4	LUBE NIPPLE, 3/16" x .55" lg, Drive
14		337605A1		4	ROLLER, Thrust
15		339897A1		UAR	SHIM, 0.76 mm (0.03 in)
16		339898A1		4	ROLLER, Load

586H

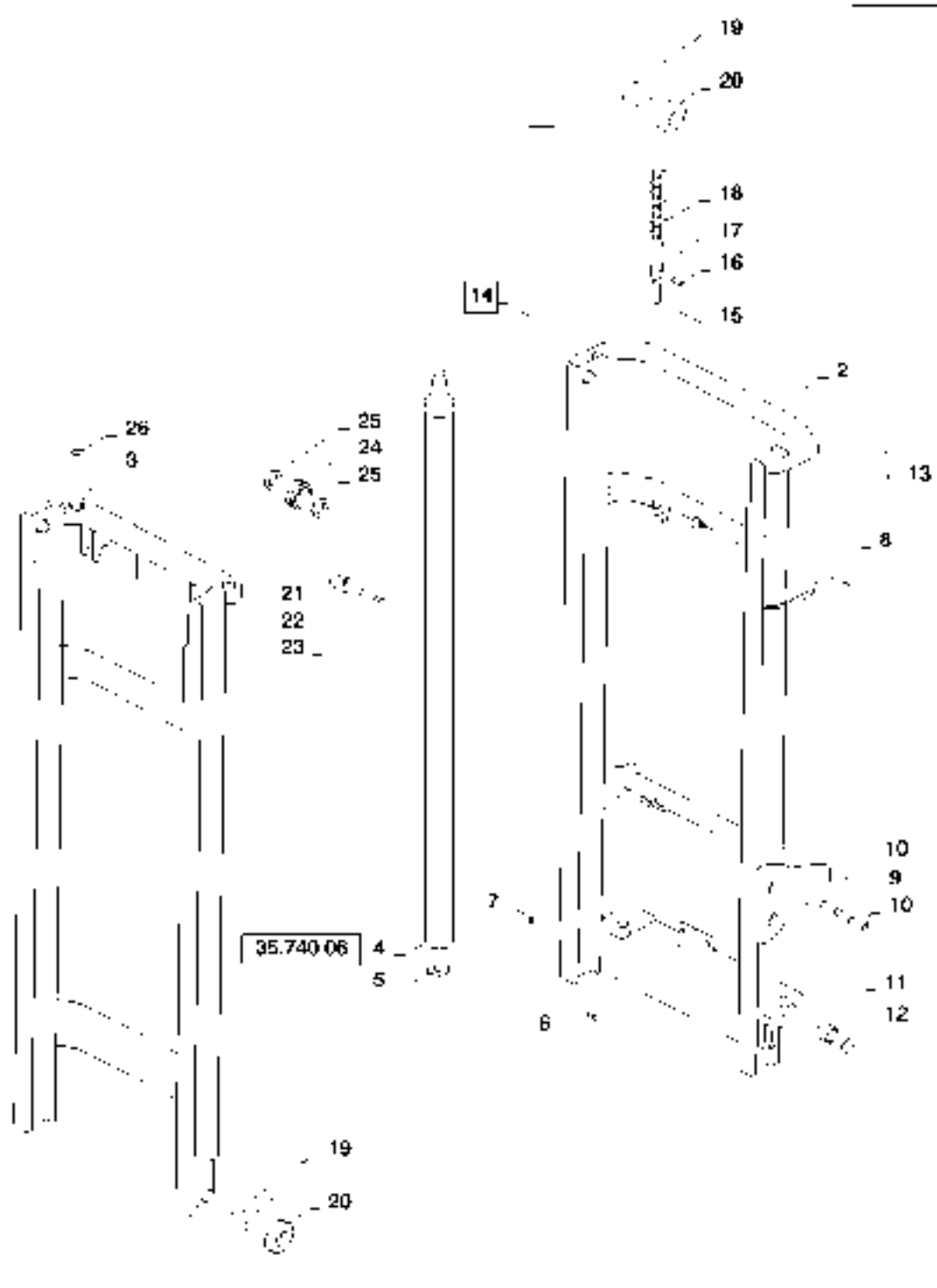
35.100.01

02

p1

07/12

MAST ASSEMBLY 6000 LB 6.6 M 22 FEET FREE LIFT



35.100.01 03
35.100.02 02
1 35.100.02 01

35.100.01

02

p1

07/12

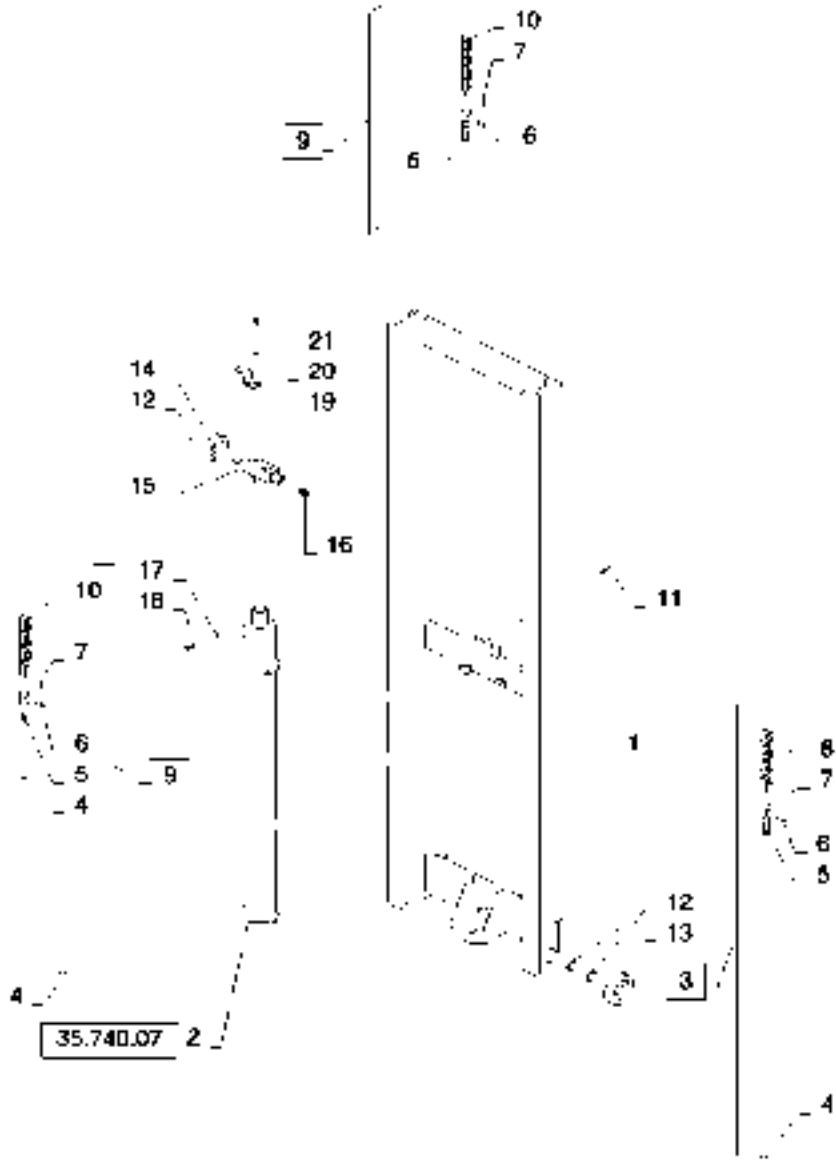
MAST ASSEMBLY 6000 LB 6.6 M 22 FEET FREE LIFT

REF	FN	PART NUMBER	YR/SN	QTY	DESCRIPTION
1		348368A3		1	MAST ASSEMBLY, 6.6 M (22 ft), Hook, Incl 2 - 39, 43, 44, Also Incl. Parts On Figure 35.100.02(01), 35.100.02(02), 35.100.01(03)
1		329739A3		1	MAST ASSEMBLY, 6.6 M (22 ft), Shaft, Incl 2 - 39, 43, 44, Also Incl Parts On Figure 35.100.02(01), 35.100.02(02), 35.100.01(03)
1		353009A1		1	MAST ASSEMBLY, Incl 2 - 39, Also Incl Parts On Figure 35.100.02(01), 35.100.01(03)
2		352982A1		1	RAIL, Outer
3		352984A1		1	RAIL, Intermediate
4		348729A1		2	CYLINDER ASSY., Rail, See Figure 35.740.06
5		339786A1		UAR	SHIM, 0.76 mm (0.03 in)
6		339777A1		2	BOLT, Mast
7		219-8		2	LUBE NIPPLE, 1/4"-28 NPT x .54" lg
8		492-11075		2	LOCK WASHER, 3/4"
9		339789A1		2	PIN, Dowel
10		103-11125		2	SNAP RING, #125, Ext
11		339787A1		4	BUSHING, Mast
12		103-11125		2	SNAP RING, #125, Ext
13		231-24412		8	LOCK NUT, 3/4"-16, GB
14		341175A1		2	CHAIN (CE), Kit Mast, Incl 13, 15-18
15		341172A1		8	ANCHOR, Chain
16		341173A1		8	PIN, Dowel
17		432-612		16	COTTER PIN, 3/32" x 3/4"
18		341174A1		2	CHAIN (CE), Mast
19		339897A1		UAR	SHIM, 0.76 mm (0.03 in)
20		339898A1		8	ROLLER, Load
21		352989A1		2	PIN, Dowel
22		492-11031		2	LOCK WASHER, 5/16"
23		413-532		2	BOLT, Hex, 5/16"-18 x 2", G5
24		341171A1		4	SHEAVE, Chain
25		352990A1		4	RETAINER, Clip
26		100-11156		4	SNAP RING, #156, Ext

586H

6000 LB 6.6 M (22 FT) FREE LIFT

35.100.01 02



35.100.01

03

p1

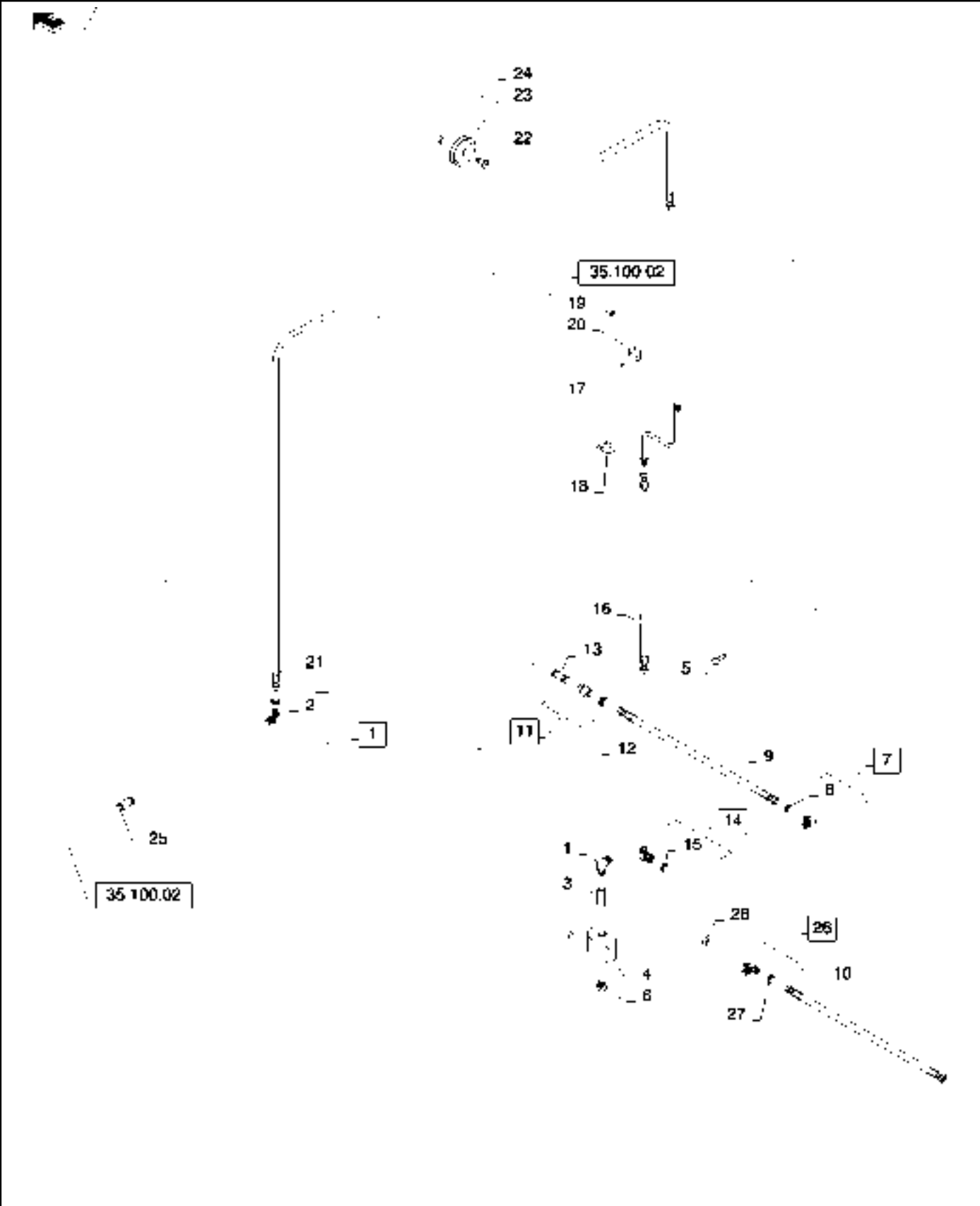
07/12

6000 LB 6.6 M (22 FT) FREE LIFT

REF	FN	PART NUMBER	YR/SN	QTY	DESCRIPTION
1		352985A1		1	RAIL, Inner
2		348743A1		1	CYLINDER ASSY., Free Lift See Fig 35.740.07
3		341175A1		1	CHAIN (CE), Mast Incl 4 - 8
4		231-24412		8	LOCK NUT, 3/4"-16, GB
5		341172A1		8	ANCHOR, Chain
6		341173A1		8	PIN, Dowel
7		432-612		16	COTTER PIN, 3/32" x 3/4"
8		341174A1		2	CHAIN (CE), Mast
9		352996A1		2	CHAIN (CE), Free Lift Incl 4 - 7, 10
10		352994A1		2	CHAIN (AG), Mast
11		413-824		2	BOLT, Hex, 1/2"-13 x 1 1/2", G5, Full Thd
12		339897A1		UAR	SHIM, 0.76 mm 0.03 in
13		339898A1		8	ROLLER, Load 8000 LB
14		341171A1		4	SHEAVE, Chain
15		352991A1		1	VALVE, Cross Head
16		353378A1		2	PLUG, Socket Head
17		492-11038		1	LOCK WASHER, 3/8"
18		414-620		2	BOLT, Hex, 3/8"-24 x 1 1/4", G5, Full Thd
19		352992A1		2	GUARD, Chain
20		492-11025		4	LOCK WASHER, 1/4"
21		461-32512		4	HEX SOC SCREW, Hex Soc Hd, 1/4"-20 x 3/4"

586H

MAST ASSEMBLY 6000 LB FREE LIFT ONLY HYDRAULIC SYSTEM



35.100.02

01

p1

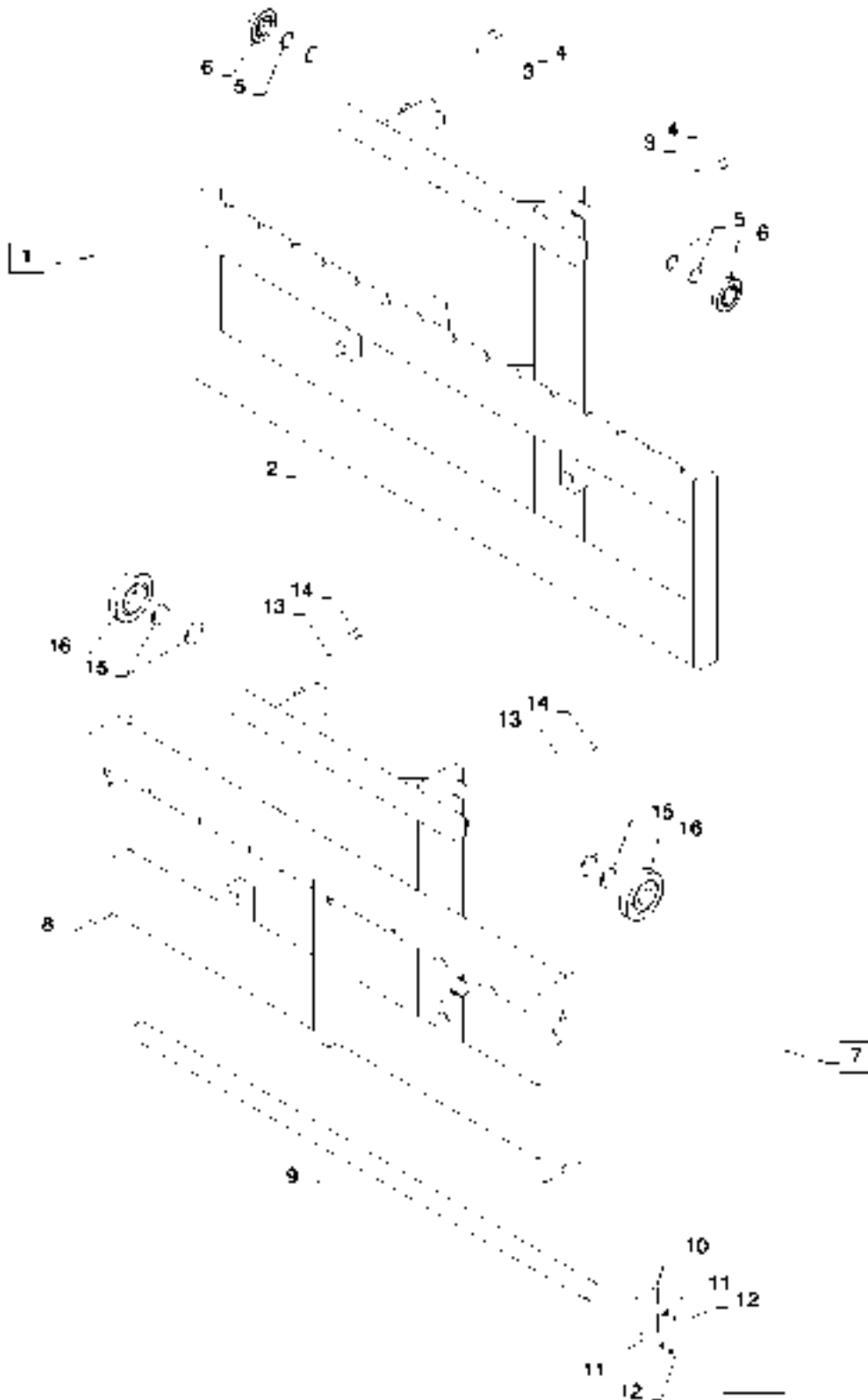
07/12

MAST ASSEMBLY 6000 LB FREE LIFT ONLY HYDRAULIC SYSTEM

REF	FN	PART NUMBER	YR/SN	QTY	DESCRIPTION
1		218-5119		2	ELBOW, 90°, 7/8"-14, 37° x 1 1/16"-12, O-Ring, Incl 2
2		237-6012		1	O-RING, 0.364" ID x 0.504" OD x 0.07", Incl in 1
3		353019A1		1	VALVE, Flow Mast
4		360808A1		1	BLOCK, Manifold Mast
5		61-33832		2	HEX SOC SCREW, Hex Soc Hd, 3/8"-16 x 2", Mounting
6		339834A1		3	PLUG, Manifold
7		218-5101		2	ELBOW, 90°, 5/16"-24, 37° x 5/16"-24, O-Ring, Incl 8
8		237-6002		1	O-RING, 0.239" ID x 0.064" Width, Incl in 7
9		337777A1		1	HOSE, Right Hand
10		337778A1		1	HOSE, Left Hand
11		218-5356		2	HYD CONNECTOR, 1 3/16"-12, 37° x 1 1/16"-12, O-Ring, Incl 12
12		237-6008		1	O-RING, 0.176" ID x 0.316" OD x 0.07", Incl in 11
13		352952A1		1	VALVE, Right Hand Side
14		218-5137		1	ELBOW, 45°, 7/8"-14 x 7/8"-14, O-Ring, Incl 15
15		237-6010		1	O-RING, 0.239" ID x 0.379" OD x 0.07", Incl in 14
16		363201A1		1	HOSE, Mast
17		353021A1		1	TUBE, Mast
18		D86366		1	U-BOLT, 1/4 Inch
19		231-2444		2	LOCK NUT, 1/4"-28, GB
20		353022A1		1	TUBE, Tube Support
21		363202A1		1	HOSE ASSY., Mast Service
22		496-11081		1	WASHER, 13/16" x 1 1/2" x .134", HDN
23		353024A1		1	SHEAVE, Hose
24		353025A1		1	BOLT, Hose
25		353026A1		1	LIMITER, Orifice Flow
26		218-5183		1	TEE, 3/4"-16, 37° x 3/4"-16, O-Ring Br, Incl 27
27		237-6008		1	O-RING, 0.176" ID x 0.316" OD x 0.07", Incl in 26
28		218-755		1	CAP, 37°, 3/4"-16

586H

MAST, HOOK AND SHAFT FRAME 6000 LB 22 AND 16 FEET



35.100.02

02

p1

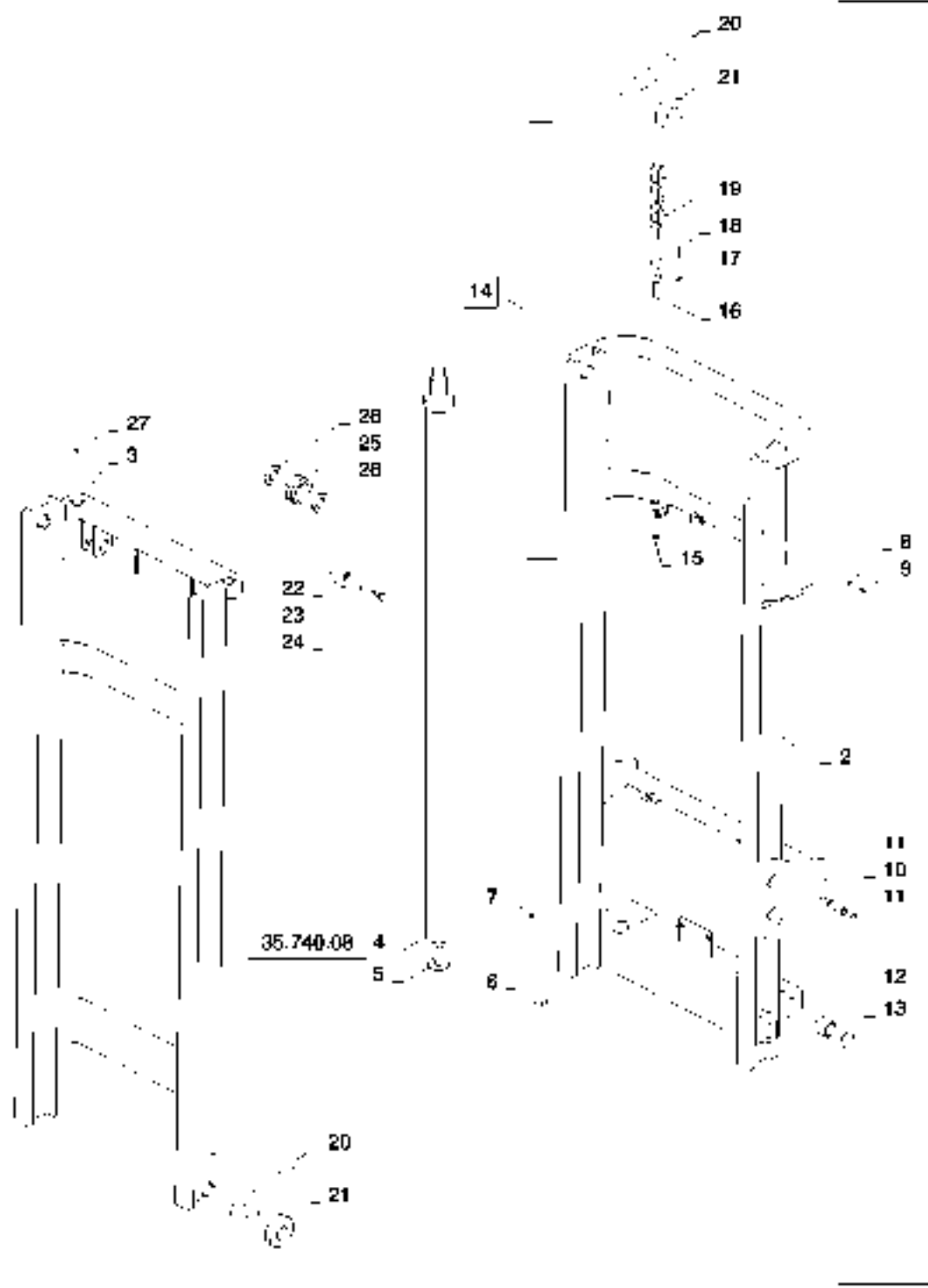
07/12

MAST, HOOK AND SHAFT FRAME 6000 LB 22 AND 16 FEET

REF	FN	PART NUMBER	YR/SN	QTY	DESCRIPTION
1		341182A1		1	HOUSING ASSY., Hook, Incl 2 - 6
2		341181A1		1	CARRIER, 1524 mm (60 in), Hook
3		219-17		4	LUBE NIPPLE, 3/16" x .55" lg, Drive
4		337605A1		4	ROLLER, Thrust
5		339897A1		UAR	SHIM, 0.76 mm (0.03 in)
6		339898A1		4	ROLLER, Load
7		339903A1		1	HOUSING ASSY., Shaft, Incl 8 - 16
8		339902A1		1	CARRIER, 1524 mm (60 in), Shaft
9		339895A1		1	SHAFT, 8000 LB
10		339896A1		2	CAP, Shaft
11		492-11062		4	LOCK WASHER, 5/8"
12		413-1024		4	BOLT, Hex, 5/8"-11 x 1 1/2", G5, Full Thd
13		219-17		4	LUBE NIPPLE, 3/16" x .55" lg, Drive
14		337605A1		4	ROLLER, Thrust
15		339897A1		UAR	SHIM, 0.76 mm (0.03 in)
16		339898A1		4	ROLLER, Load

586H

MAST, 6000 LB, 4.8 M (16 FT) FREE LIFT



1	35.100.03 01
	35.100.02 02
	35.100.02 01

MAST, 6000 LB, 4.8 M (16 FT) FREE LIFT

REF	FN	PART NUMBER	YR/SN	QTY	DESCRIPTION
1		348366A3		1	MAST ASSEMBLY, 4.8 M (16 ft), Hook, Incl 2 - 29, Also Incl Parts On Figures 35.100.02(01), 35.100.02(02), 35.100.03(01)
1		348367A3		1	MAST ASSEMBLY, 4.8 M (16 ft), Shaft, Incl 2 - 29, Also Incl Parts On Figures 35.100.02(01), 35.100.02(02), 35.100.03(01)
1		360794A1		1	RAIL ASSY., Incl 2 - 29, Also Incl Parts On Figures 35.100.02(01), 35.100.03(01)
2		360795A1		1	RAIL, Outer
3		360796A1		1	RAIL, Intermediate
4		360792A1		2	CYLINDER ASSY., Rail, See Figure 35.740.08
5		339786A1		UAR	SHIM, 0.76 mm (0.03 in)
6		339777A1		2	BOLT, Cylinder Retaining
7		219-8		2	LUBE NIPPLE, 1/4"-28 NPT x .54" lg
8		492-11075		2	LOCK WASHER, 3/4"
9		339778A1		2	BOLT, Rail Stop
10		339789A1		2	PIN, Tilt
11		103-11125		4	SNAP RING, #125, Ext
12		339787A1		2	BUSHING, Forklift Mast
13		103-21300		2	SNAP RING, 3.00", Int, #300
14		360805A1		2	CHAIN (CE), Kit Mast, Incl 15 - 19
15		231-24412		8	LOCK NUT, 3/4"-16, GB
16		341172A1		8	ANCHOR, Chain
17		341173A1		8	PIN, Chain
18		432-612		16	COTTER PIN, 3/32" x 3/4"
19		360801A1		2	CHAIN (AG), Mast
20		339897A1		UAR	SHIM, 0.76 mm (0.03 in)
21		339898A1		8	ROLLER, Load
22		352989A1		2	PIN, Mast
23		492-11031		2	LOCK WASHER, 5/16"
24		413-532		2	BOLT, Hex, 5/16"-18 x 2", G5
25		341171A1		4	SHEAVE, Chain
26		352990A1		4	RETAINER, Washer
27		100-11156		2	SNAP RING, #156, Ext, 1524 mm (60 in), Load

586H

35.100.03

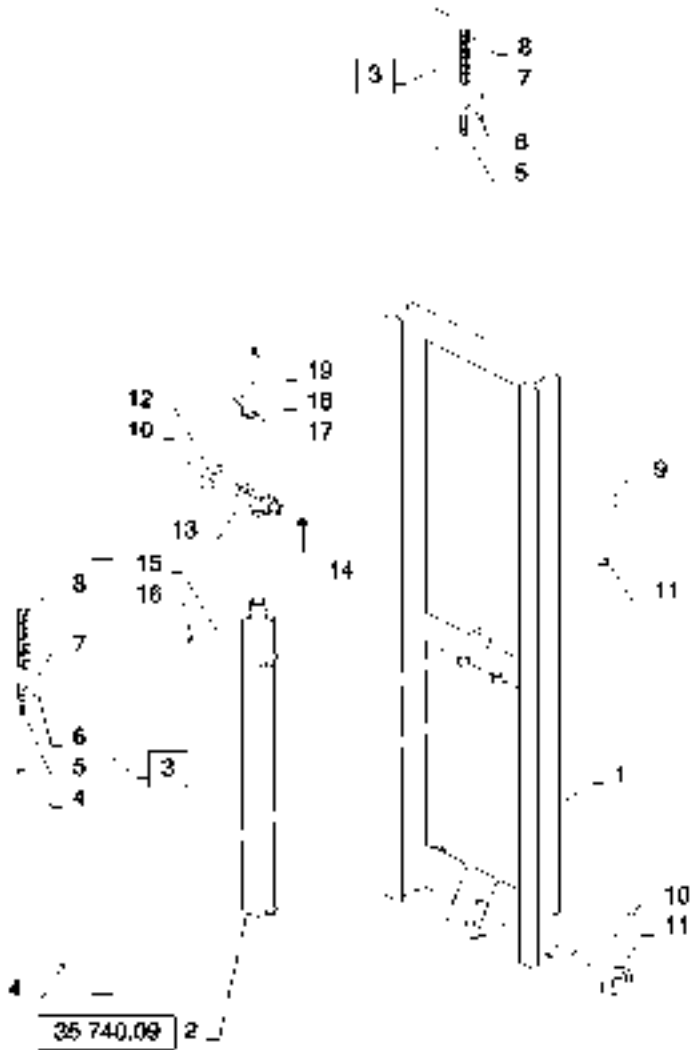
01

p1

07/12

6000 LB 4.8 M (16 FT) FREE LIFT

35.100.03 01



35.100.03

01

p1


07/12

6000 LB 4.8 M (16 FT) FREE LIFT

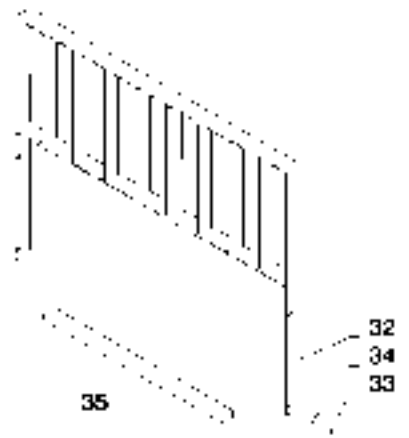
REF	FN	PART NUMBER	YR/SN	QTY	DESCRIPTION
1		352985A1		1	RAIL, Inner
2		348743A1		1	CYLINDER ASSY., Free Lift See Fig 35.740.09
3		352996A1		2	CHAIN (CE), Incl 4 - 8
4		231-24412		8	LOCK NUT, 3/4"-16, GB
5		341172A1		8	ANCHOR, Chain
6		341173A1		8	PIN, Chain
7		432-612		16	COTTER PIN, 3/32" x 3/4"
8		352994A1		2	CHAIN (AG), Free Lift
9		413-824		2	BOLT, Hex, 1/2"-13 x 1 1/2", G5, Full Thd
10		339897A1		UAR	SHIM, 0.76 mm 0.03 in
11		339898A1		8	ROLLER, Load
12		341171A1		4	SHEAVE, Chain
13		352991A1		1	VALVE, Cross Head
14		353378A1		2	PLUG, Socket
15		492-11038		1	LOCK WASHER, 3/8"
16		414-620		2	BOLT, Hex, 3/8"-24 x 1 1/4", G5, Full Thd
17		352992A1		2	GUARD, Chain
18		492-11025		4	LOCK WASHER, 1/4"
19		461-32512		4	HEX SOC SCREW, Hex Soc Hd, 1/4"-20 x 3/4"

586H

MAST, 6000 LB, 6.6 M (22 FT)



35.100.04 02
1 35.100.04 01




MAST, 6000 LB, 6.6 M (22 FT)

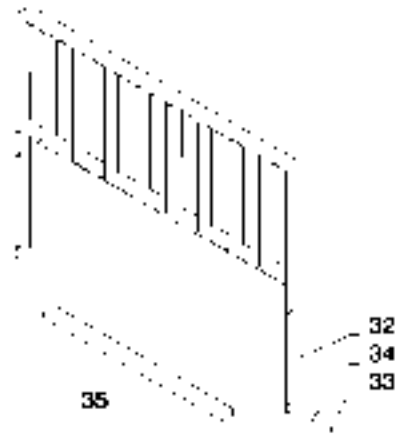
REF	FN	PART NUMBER	YR/SN	QTY	DESCRIPTION
1		324495A3		1	MAST ASSEMBLY, 6,6 M (22 ft), Hook, Incl 2 - 31 Also Incl Parts On 35.100.04(01), 35.100.04(02)
1		329463A3		1	MAST ASSEMBLY, 6,6 M (22 ft), Shaft, Incl 2 - 31 Also Incl Parts On 35.100.04(01), 35.100.04(02)
1		341177A1		1	RAIL ASSY., Incl 2 - 31 Also Incl Parts On 35.100.04(02)
2		341147A1		1	RAIL, Outer
3		341149A1		1	RAIL, Intermediate
4		341153A1		2	CYLINDER ASSY., Rail, See Figure 35.740.03
5		339777A1		2	BOLT, Cylinder Retaining
6		492-11075		2	LOCK WASHER, 3/4"
7		339778A1		2	BOLT, Rail Stop
8		341176A1		2	CHAIN (CE), Incl 9 - 13
9		231-24412		4	LOCK NUT, 3/4"-16, GB
10		341154A1		4	ANCHOR, Chain
11		341155A1		4	PIN, Chain Connect
12		432-612		8	COTTER PIN, 3/32" x 3/4"
13		341157A1		2	CHAIN (CE), Mounts Through Carriage Chain Anchor
14		339897A1		UAR	SHIM, 0.76 mm (0.03 in)
15		339898A1		8	ROLLER, Load
16		339787A1		2	BUSHING, Mast
17		103-21300		2	SNAP RING, 3.00", Int, #300
18		219-8		2	LUBE NIPPLE, 1/4"-28 NPT x .54" lg
19		339789A1		2	PIN, Tilt Mast
20		103-11125		4	SNAP RING, #125, Ext
21		339786A1		UAR	SHIM, 0.76 mm (0.03 in)
22		363509A1		2	PIN, Chain
23		219-14		2	LUBE NIPPLE, 1/4" x .56" lg, Drive
24		492-11031		2	LOCK WASHER, 5/16"
25		413-512		2	BOLT, Hex, 5/16"-18 x 3/4", G5, Full Thd
26		339814A1		2	SHEAVE, Chain
27		339816A1		2	BEARING, Mast
28		339817A1		2	RACE, Inner
29		339818A1		4	WASHER, Thrust
30		100-11175		2	SNAP RING, #175, Ext

586H

MAST, 6000 LB, 6.6 M (22 FT)



1	35.100.04 02
	35.100.04 01



35.100.04

p2

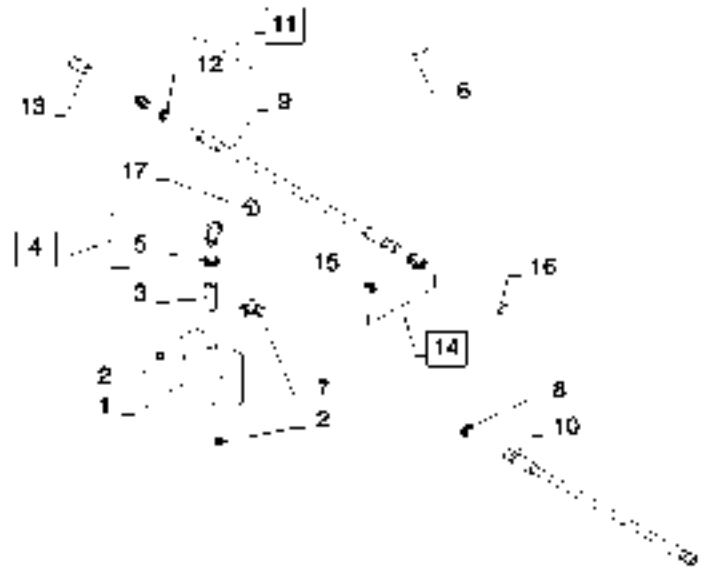
07/12

MAST, 6000 LB, 6.6 M (22 FT)

REF	FN	PART NUMBER	YR/SN	QTY	DESCRIPTION
31		231-24412		4	LOCK NUT, 3/4"-16, GB
32		329795A1		1	BACKREST, 1524 mm (60 in), Load
33		413-1024		4	BOLT, Hex, 5/8"-11 x 1 1/2", G5, Full Thd
34		492-11062		4	LOCK WASHER, 5/8"
35		329457A1		1	SHAFT, Pivot,Mast

586H

MAST, 6000 LB, HYDRAULIC SYSTEM



35.100.04

01

p1

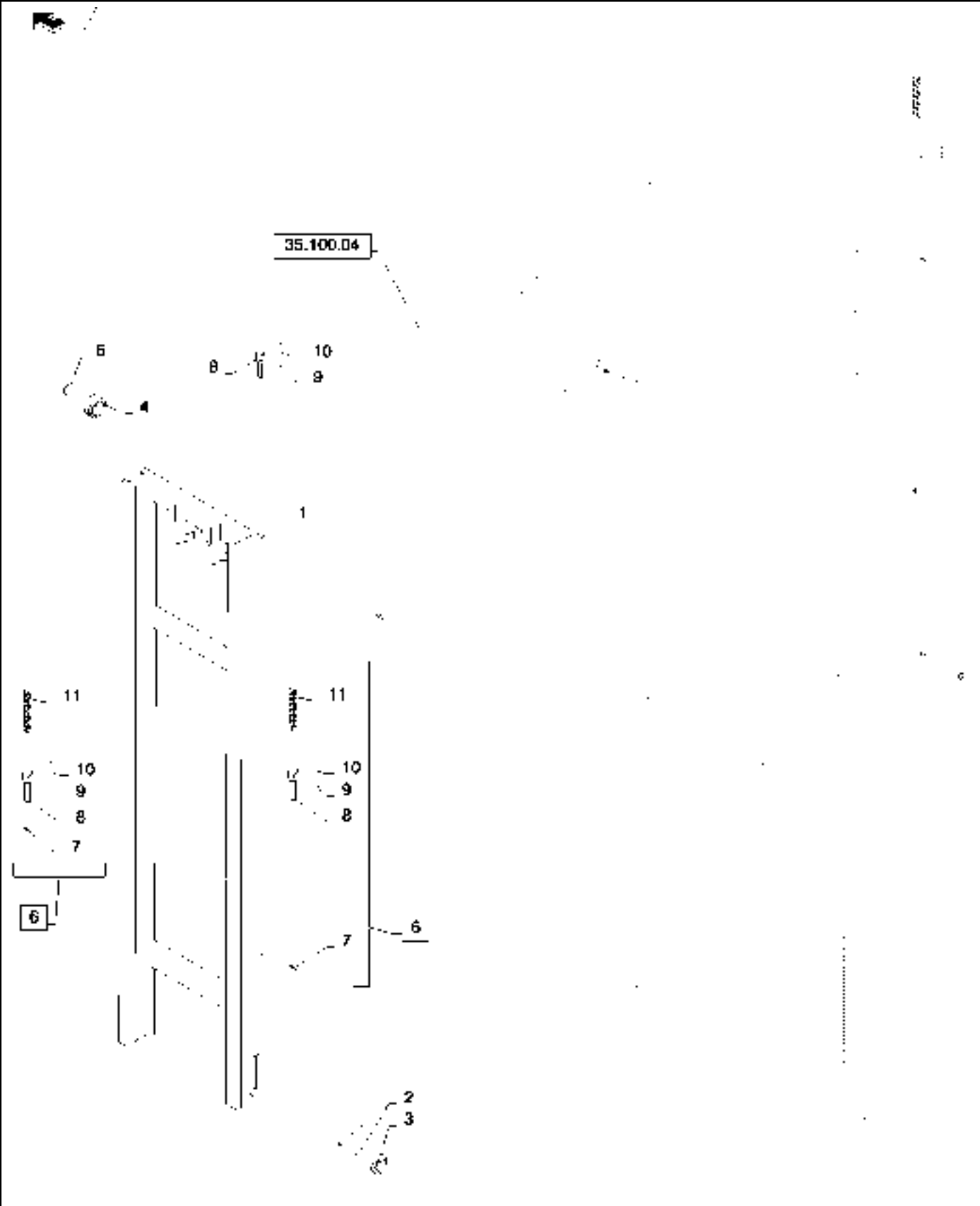
07/12

MAST, 6000 LB, HYDRAULIC SYSTEM

REF	FN	PART NUMBER	YR/SN	QTY	DESCRIPTION
1		337776A1		1	BLOCK, Manifold
2		339834A1		2	PLUG, Manifold
3		352972A1		1	VALVE, Flow Limiter
4		218-5119		1	ELBOW, 90°, 7/8"-14, 37° x 1 1/16"-12, O-Ring, Incl 5
5		237-6002		1	O-RING, 0.239" ID x 0.064" Width, Incl in 4
6		61-33832		1	HEX SOC SCREW, Hex Soc Hd, 3/8"-16 x 2"
7		218-5101		1	ELBOW, 90°, 5/16"-24, 37° x 5/16"-24, O-Ring
8		237-6002		1	O-RING, 0.239" ID x 0.064" Width
9		337777A1		1	HOSE, Right Hand Assembly
10		337778A1		1	HOSE, Left Hand Assembly
11		218-5060		1	HYD CONNECTOR, 3/4"-16, 37° x 7/8"-14, O-Ring, Straight Incl 12
12		237-6010		1	O-RING, 0.239" ID x 0.379" OD x 0.07", Incl in 11
13		352973A1		1	LIMITER, Flow
14		218-5183		1	TEE, 3/4"-16, 37° x 3/4"-16, O-Ring Br, Incl 15
15		237-6008		1	O-RING, 0.176" ID x 0.316" OD x 0.07", Incl in 14
16		218-755		1	CAP, 37°, 3/4"-16
17		218-756		1	CAP, 37°, 7/8"-14

586H 588H

MAST ASSEMBLY 6000LB 6.6 M (22FT)



35.100.04

02

p1

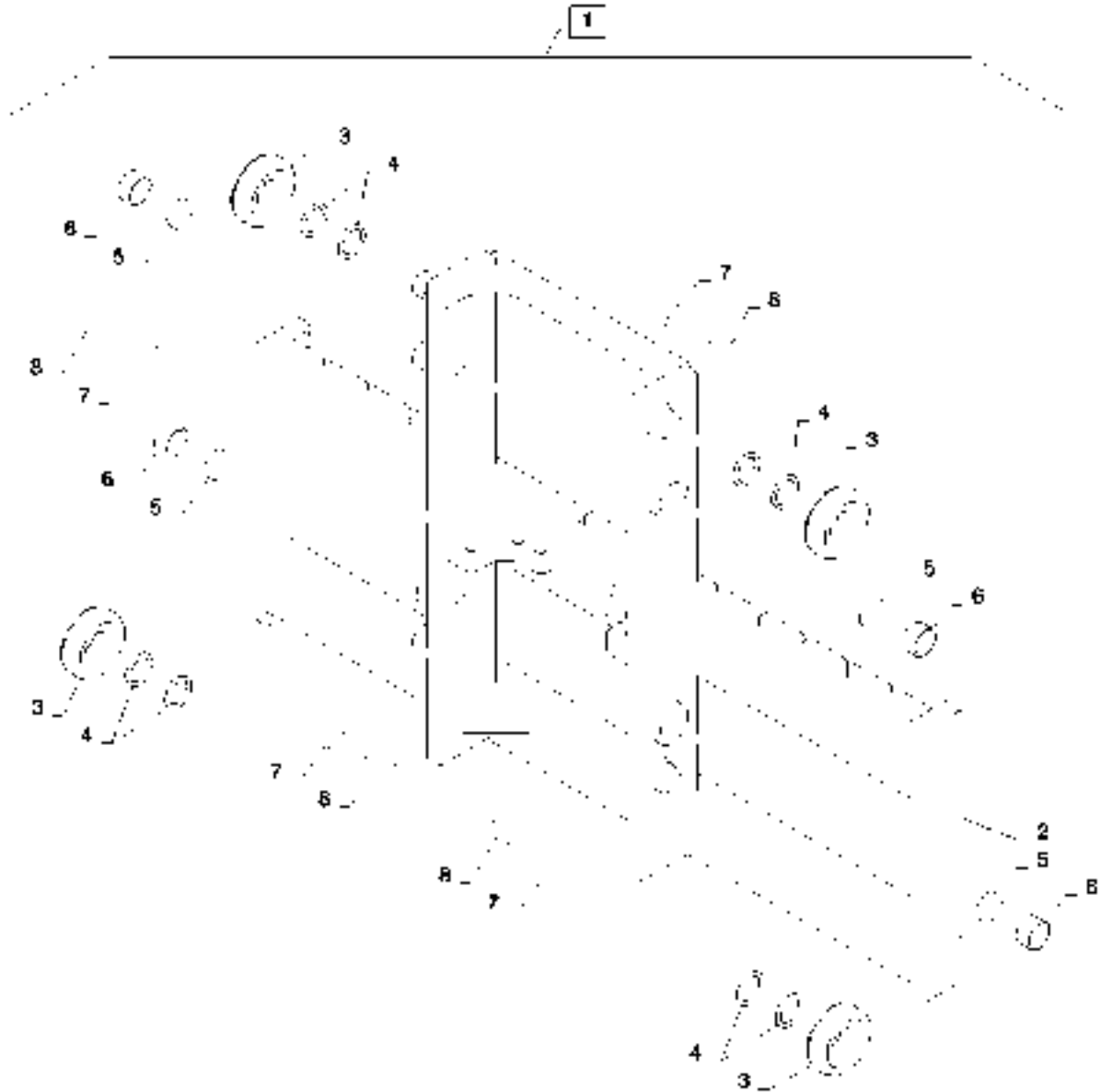
07/12

MAST ASSEMBLY 6000LB 6.6 M (22FT)

REF	FN	PART NUMBER	YR/SN	QTY	DESCRIPTION
1		341151A1		1	RAIL, Inner
2		339897A1		UAR	SHIM, 0.76 mm 0.03 in
3		339898A1		8	ROLLER, Load
4		341171A1		2	SHEAVE, Chain
5		100-11156		2	SNAP RING, #156, Ext
6		341175A1		2	CHAIN (CE), Assy Incl 7 - 11
7		231-24412		4	LOCK NUT, 3/4"-16, GB
8		341172A1		4	ANCHOR, Chain
9		341173A1		4	PIN, Chain Connect
10		432-612		8	COTTER PIN, 3/32" x 3/4"
11		341174A1		2	CHAIN (CE), Forklift Mast

586H 588H

MAST, HOOK AND SHAFT FRAME 6000 LB 60IN 15 AND 22 FEET



35.100.05

p1

07/12

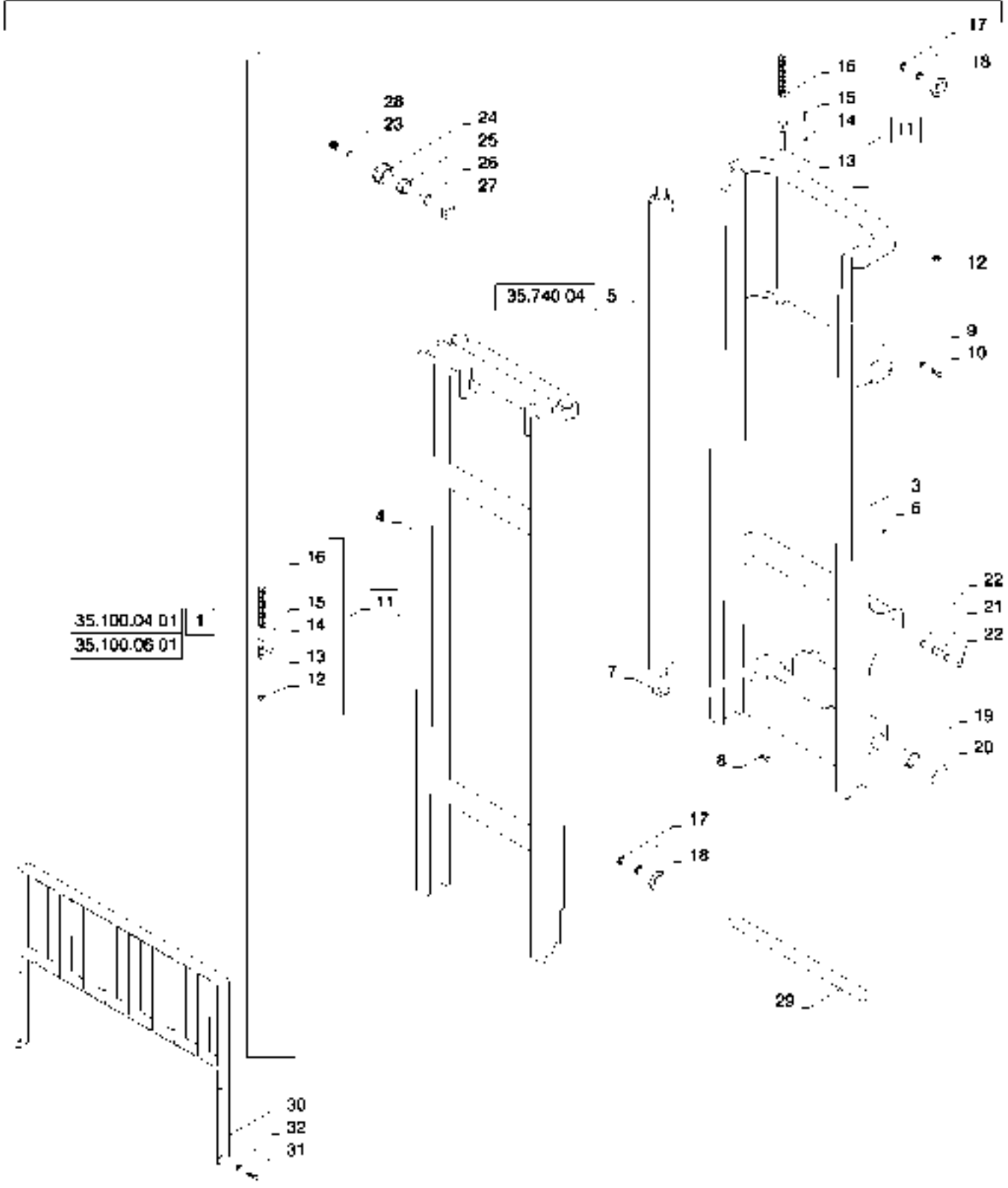
MAST, HOOK AND SHAFT FRAME 6000 LB 60IN 15 AND 22 FEET

REF	FN	PART NUMBER	YR/SN	QTY	DESCRIPTION
1		84306346		1	CARRIER, 1524 mm 60in Hook Frame Incl 2 - 8
2		84354543		1	CARRIER, Frame
3		339898A1		4	ROLLER, Load 8000 LB
4		339897A1		8	SHIM, 8000 LB 60 Inch Wide
5		84354537		4	PAD, Washer
6		84354538		4	PAD, Thrust
7		84354539		4	JAM NUT, Carrier
8		84354540		4	SET SCREW, Carrier

586H

MAST, 8000 LB 15 FEET HOOK AND SHAFT FRAME

2



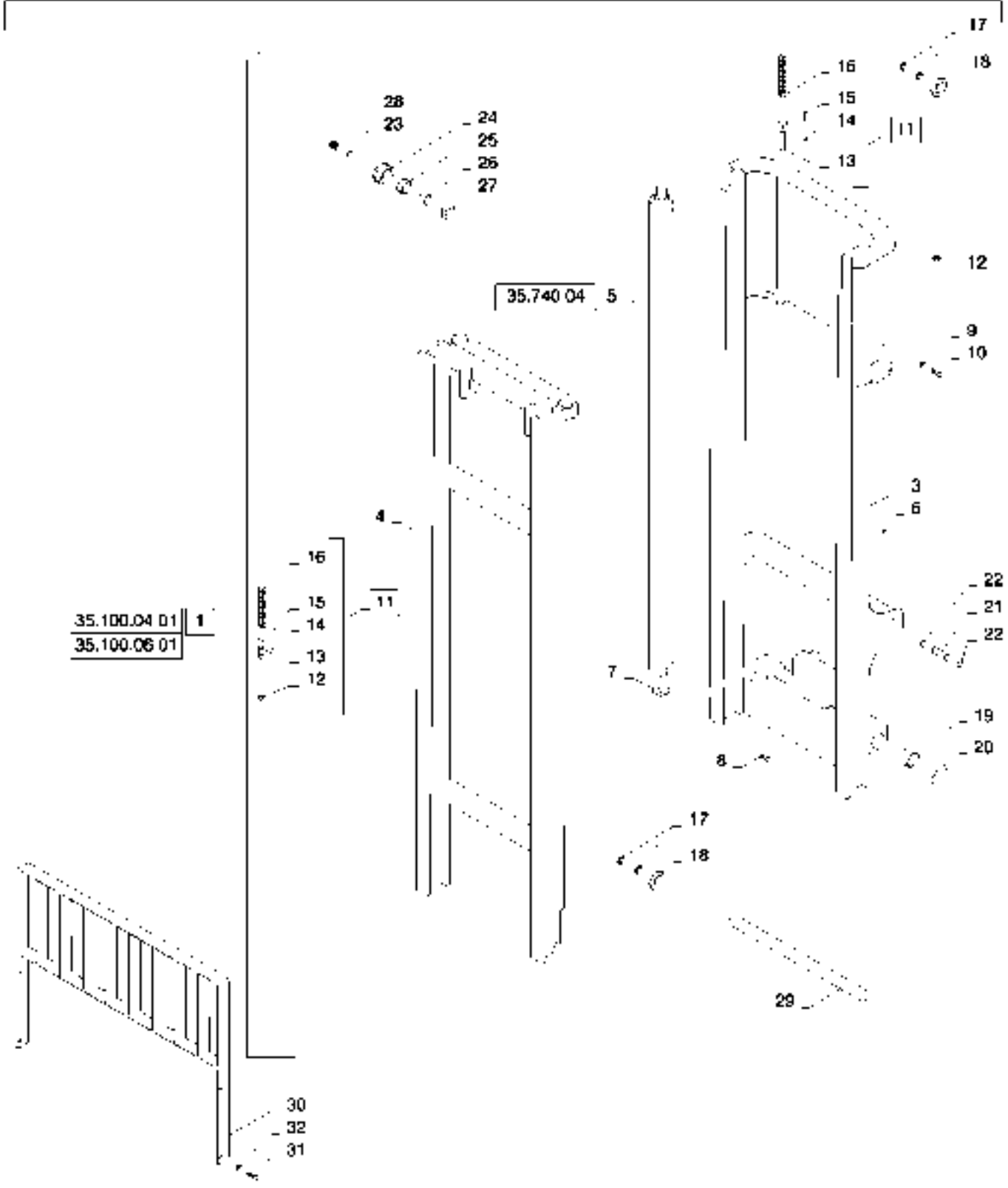
MAST, 8000 LB 15 FEET HOOK AND SHAFT FRAME

REF	FN	PART NUMBER	YR/SN	QTY	DESCRIPTION
1		329464A3		1	MAST ASSEMBLY, 4.5 M (15 ft), Hook, Incl 2 - 29 Also Incl Parts On Figures 35.100.04(01), 35.100.06(01)
1		329466A3		1	MAST ASSEMBLY, 4.5 M (15 ft), Shaft, Incl 2 - 29 Also Incl Parts On Figures 35.100.04(01), 35.100.06(01)
1		324496A3		1	MAST ASSEMBLY, 4.5 M (15 ft), Shaft, Incl 2 - 29 Also Incl Parts On Figures 35.100.04(01), 35.100.06(02)
2		341189A1		1	RAIL ASSY., Incl 3 - 32, Also Incl parts On Figure 35.100.04(01)
3		341192A1		1	RAIL, Outer
4		341193A1		1	RAIL, Inner
5		341194A1		2	CYLINDER ASSY., Rail, See Figure 35.740.04
6		219-8		2	LUBE NIPPLE, 1/4"-28 NPT x .54" lg
7		339786A1		UAR	SHIM, 0.76 mm (0.03 in)
8		339777A1		2	BOLT, Cylinder Retaining
9		492-11075		2	LOCK WASHER, 3/4"
10		339778A1		2	BOLT, Rail Stop
11		341190A1		2	CHAIN (CE), Incl 12 - 16
12		231-24412		4	LOCK NUT, 3/4"-16, GB
13		339819A1		4	ANCHOR, Chain
14		339820A1		4	PIN, Chain Connect
15		432-612		8	COTTER PIN, 3/32" x 3/4"
16		341191A1		2	CHAIN (AG), Mounts Through Carriage Chain Anchor
17		337606A1		UAR	SHIM, 0.76 mm (0.03 in)
18		337607A1		4	ROLLER, Load
19		339787A1		2	BUSHING, Mast
20		103-21300		2	SNAP RING, 3.00", Int, #300
21		339789A1		2	PIN, Mast Tilt
22		103-11125		4	SNAP RING, #125, Ext
23		100-11175		4	SNAP RING, #175, Ext
24		339814A1		2	SHEAVE, Chain
25		339816A1		2	BEARING, Mast
26		339817A1		2	RACE, Inner Mast

588H

MAST, 8000 LB 15 FEET HOOK AND SHAFT FRAME

2



35.100.04 D1 1
35.100.06 01

35.740.04 5

35.100.06

p2

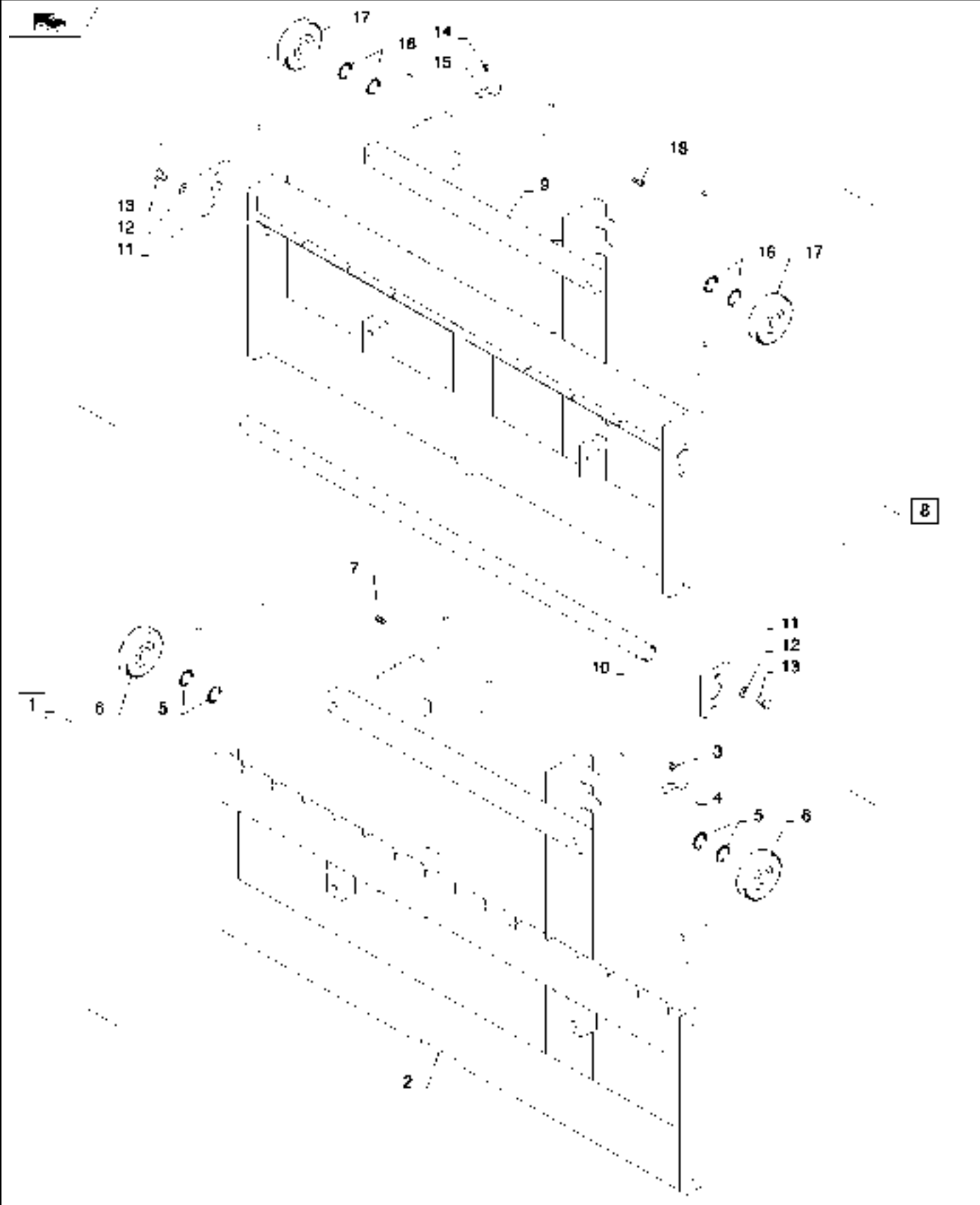
07/12

MAST, 8000 LB 15 FEET HOOK AND SHAFT FRAME

REF	FN	PART NUMBER	YR/SN	QTY	DESCRIPTION
27		339818A1		4	WASHER, Thrust
28		219-14		2	LUBE NIPPLE, 1/4" x .56" lg, Drive
29		329457A1		1	SHAFT, Pivot,Mast
30		329795A1		1	BACKREST, 1524 mm (60 in), Load Used With Mast Assembly 329464A3, 329466A3
30		329798A1		1	BACKREST, Used With Mast Assembly 324496A3
31		413-1024		4	BOLT, Hex, 5/8"-11 x 1 1/2", G5, Full Thd
32		492-11062		4	LOCK WASHER, 5/8"

588H

MAST, HOOK AND SHAFT FRAME, 8000 LB



35.100.06

01

p1

07/12

MAST, HOOK AND SHAFT FRAME, 8000 LB

REF	FN	PART NUMBER	YR/SN	QTY	DESCRIPTION
1		339891A1		1	HOUSING ASSY., Hook, Incl 2 - 7
2		339888A1		1	CARRIER, 1524 mm (60 in), Hook
3		219-17		4	LUBE NIPPLE, 3/16" x .55" lg, Drive
4		337605A1		4	ROLLER, Thrust
5		337606A1		UAR	SHIM, 0.76 mm (0.03 in)
6		337607A1		4	ROLLER, Load
7		61-4256		2	HEX SOC SCREW, Hex Soc Flat Hd, 1/4"-20 x 3/8"
8		339884A1		1	HOUSING ASSY., Shaft, Incl 9 - 18
9		339881A1		1	CARRIER, 1524 mm (60 in), Shaft
10		339882A1		1	SHAFT, 8000 LB
11		337651A1		2	CAP, Shaft
12		492-11062		4	LOCK WASHER, 5/8"
13		413-1024		4	BOLT, Hex, 5/8"-11 x 1 1/2", G5, Full Thd
14		219-17		4	LUBE NIPPLE, 3/16" x .55" lg, Drive
15		337605A1		4	ROLLER, Thrust
16		337606A1		UAR	SHIM, 0.76 mm (0.03 in)
17		337607A1		4	ROLLER, Load
18		61-4256		2	HEX SOC SCREW, Hex Soc Flat Hd, 1/4"-20 x 3/8"

588H

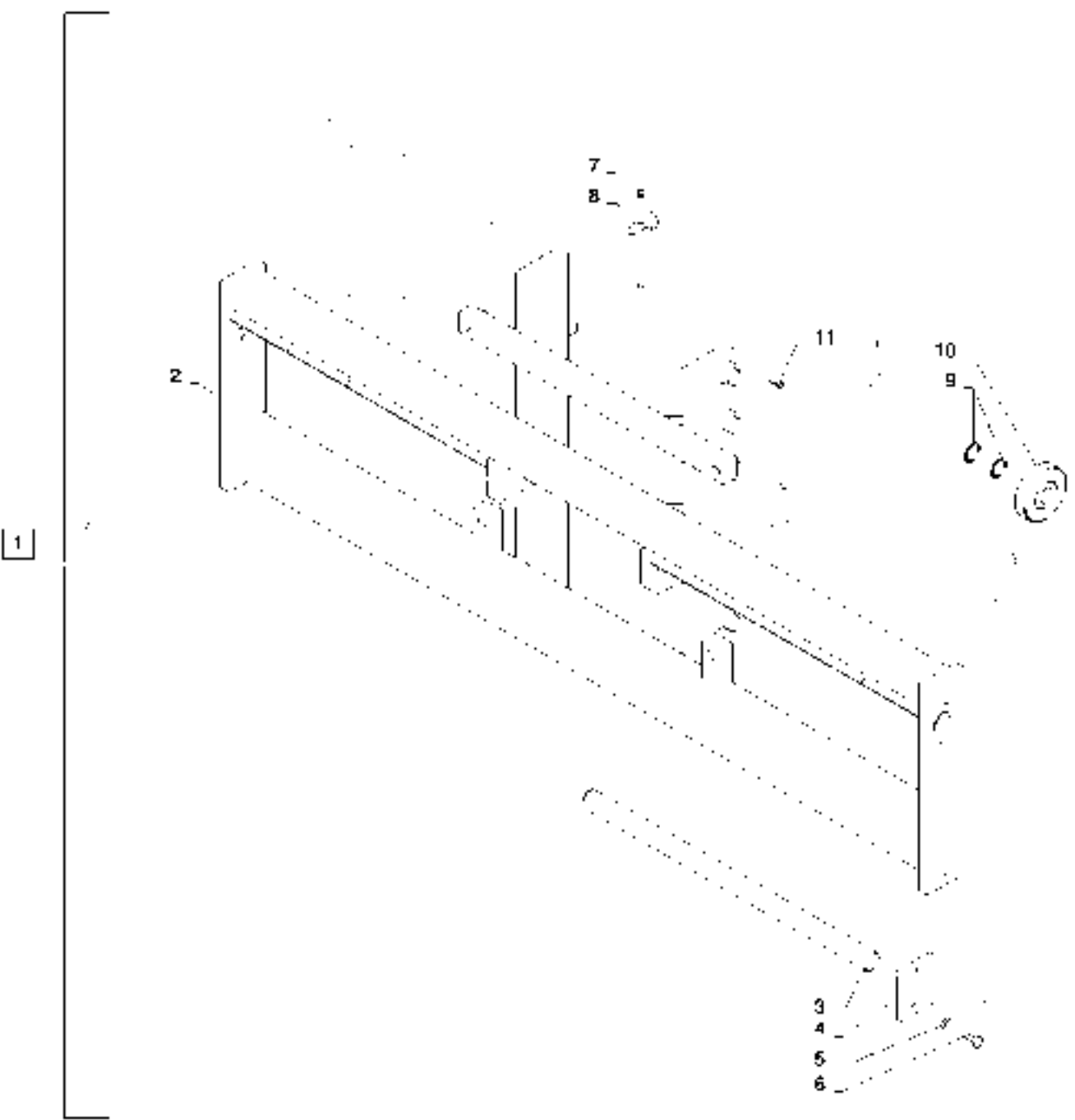
35.100.06

02

p1

07/12

MAST, SHAFT FRAME, 8000 LB



35.100.06

02

p1

07/12

MAST, SHAFT FRAME, 8000 LB

REF	FN	PART NUMBER	YR/SN	QTY	DESCRIPTION
1		339887A1		1	HOUSING ASSY., Shaft, Incl 2 - 11
2		339879A1		1	CARRIER, 2133.6 mm (84 in), Shaft
3		339880A1		2	SHAFT, 8000 LB
4		337651A1		2	CAP, Shaft
5		492-11062		4	LOCK WASHER, 5/8"
6		413-1024		4	BOLT, Hex, 5/8"-11 x 1 1/2", G5, Full Thd
7		219-17		4	LUBE NIPPLE, 3/16" x .55" lg, Drive
8		337605A1		4	ROLLER, Thrust
9		337606A1		UAR	SHIM, 0.76 mm (0.03 in)
10		337607A1		6	ROLLER, Load
11		61-4256		2	HEX SOC SCREW, Hex Soc Flat Hd, 1/4"-20 x 3/8"

588H



MAST, 8000 LB 6.6M 22 FEET

35 100.04 01

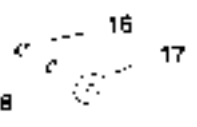
35 100.07 03

35 100.07 01


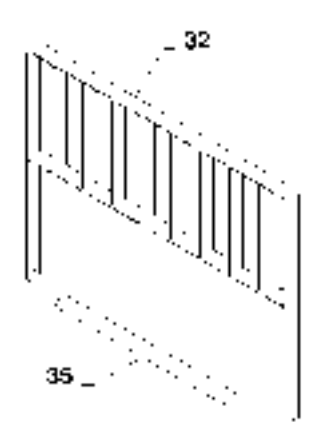
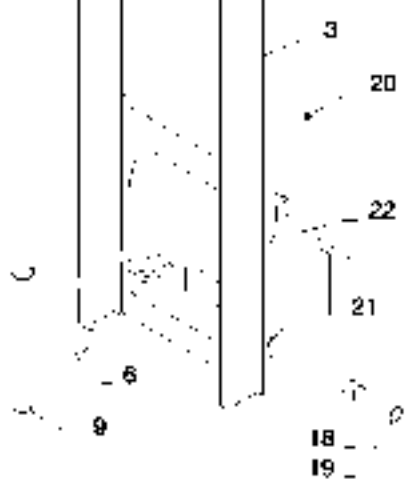
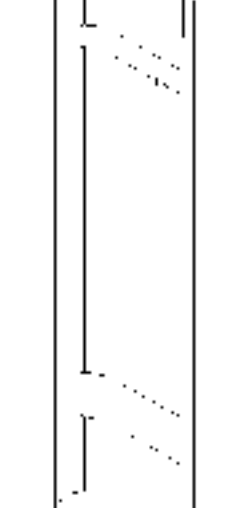
1



5 | 35 740.05



2 | 35 100.07 03



MAST, 8000 LB 6.6M 22 FEET

REF	FN	PART NUMBER	YR/SN	QTY	DESCRIPTION
1		324497A3		1	MAST ASSEMBLY, 6.6 M (22 ft) Hook, Incl 2 - 42 Also Incl Parts On Figure 35.100.04(01), 35.100.07(01)
1		329468A3		1	MAST ASSEMBLY, 6.6 M (22 ft) Shaft; Incl 2 - 42 Also Incl Parts On Figure 35.100.04(01), 35.100.07(01)
1		324498A3		1	MAST ASSEMBLY, 6.6 M (22 ft) Shaft Incl 2 - 31 Also Incl Parts On Figure 35.100.04(01), 35.100.07(02)
2		337779A1		1	RAIL ASSY., Incl 2 - 31 Also Incl Parts On Figure 35.100.07(03)
3		337780A1		1	RAIL, Outer
4		337781A1		1	RAIL, Intermediate
5		337689A1		2	CYLINDER ASSY., Rail; See Figure 35.740.05
6		339777A1		2	BOLT, Cylinder Retaining
7		492-11075		2	LOCK WASHER, 3/4"
8		339778A1		2	BOLT, Rail Stop
9		339786A1		UAR	SHIM, 0.76 mm (0.03 in)
10		363168A1		2	CHAIN (CE), Incl 11 - 15
11		231-24416		4	LOCK NUT, 1"-14, G5
12		339781A1		4	ANCHOR, Chain
13		339782A1		4	PIN, Chain Connect
14		339784A1		8	PIN, COTTER, Mast
15		363158A1		2	CHAIN (AG), Mast Rail
16		337606A1		UAR	SHIM, 0.76 mm (0.03 in)
17		337607A1		8	ROLLER, Load
18		339787A1		2	BUSHING, Mast
19		103-21300		2	SNAP RING, 3.00", Int, #300
20		219-8		2	LUBE NIPPLE, 1/4"-28 NPT x .54" lg
21		339789A1		2	PIN, Tilt Mast
22		103-11125		4	SNAP RING, #125, Ext
23		339805A1		2	PIN, ROLL, Chain Roller
24		219-14		4	LUBE NIPPLE, 1/4" x .56" lg, Drive
25		492-11031		2	LOCK WASHER, 5/16"
26		413-532		2	BOLT, Hex, 5/16"-18 x 2", G5

588H

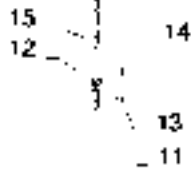

MAST, 8000 LB 6.6M 22 FEET

35 100.04 01

35 100.07 03

35 100.07 01

1





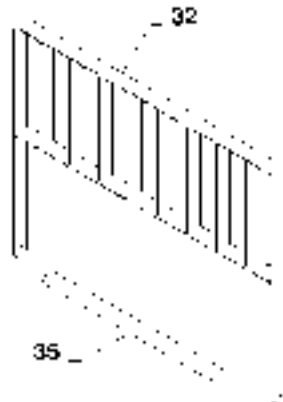
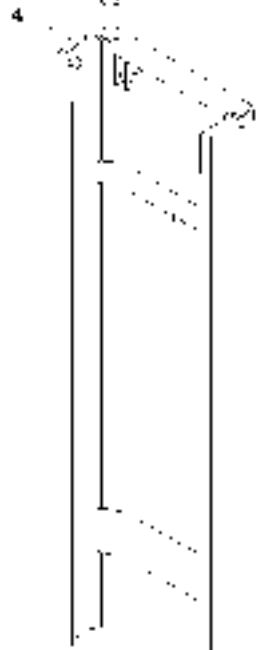
10

35 740.05

5



2 35 100.07 03



35.100.07

p2

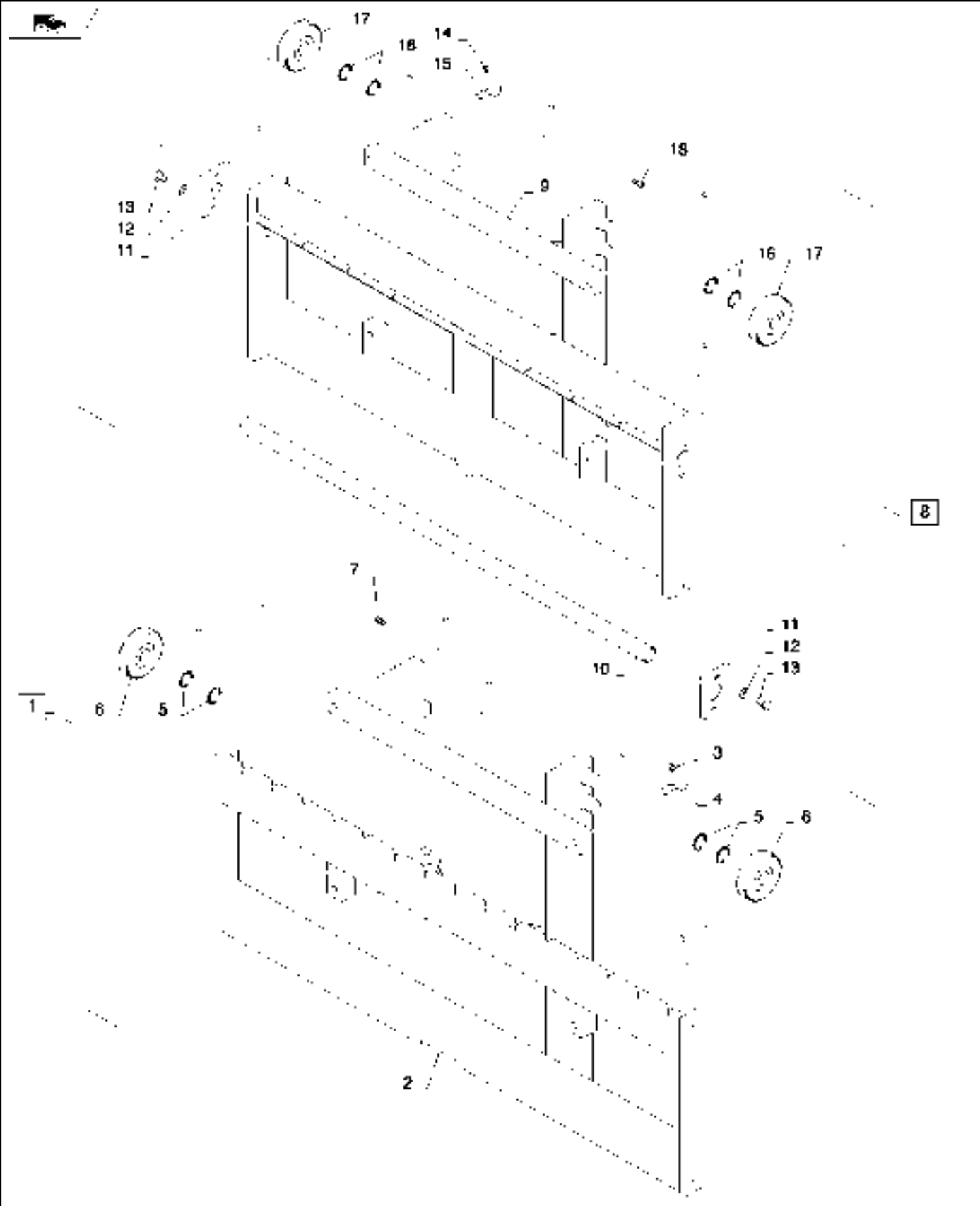
07/12

MAST, 8000 LB 6.6M 22 FEET

REF	FN	PART NUMBER	YR/SN	QTY	DESCRIPTION
27		339806A1		2	ROLLER, Pulley Chain
28		339808A1		2	BEARING, Ball
29		339810A1		2	RACE, Inner
30		339811A1		4	WASHER, Thrust
31		100-11175		4	SNAP RING, #175, Ext
32		329795A1		1	BACKREST, 1524 mm (60 in) Load
33		413-1024		4	BOLT, Hex, 5/8"-11 x 1 1/2", G5, Full Thd
34		492-11062		4	LOCK WASHER, 5/8"
35		329457A1		1	SHAFT, Pivot, Mast

588H

MAST, HOOK AND SHAFT FRAME, 8000 LB



35.100.07

01

p1

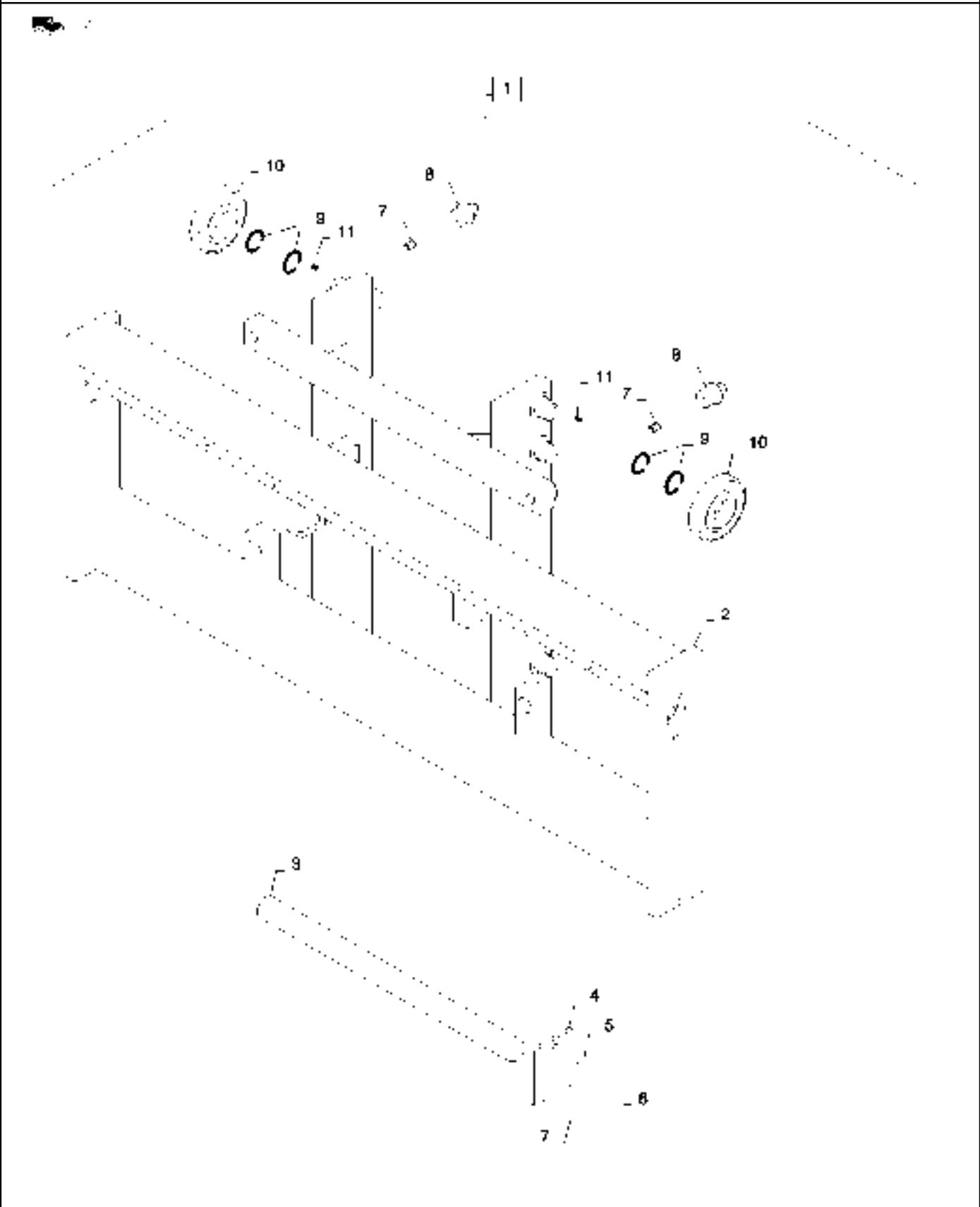
07/12

MAST, HOOK AND SHAFT FRAME, 8000 LB

REF	FN	PART NUMBER	YR/SN	QTY	DESCRIPTION
1		337655A1		1	HOUSING ASSY., Hook, Incl 2 - 7
2		337603A1		1	SUPPORT, 1524 mm (60 in), Hook
3		219-17		4	LUBE NIPPLE, 3/16" x .55" lg, Drive
4		337605A1		4	ROLLER, Thrust
5		337606A1		UAR	SHIM, 0.76 mm (0.03 in)
6		337607A1		6	ROLLER, Load
7		61-4256		2	HEX SOC SCREW, Hex Soc Flat Hd, 1/4"-20 x 3/8"
8		337657A1		1	HOUSING ASSY., Shaft, Incl 9 - 18
9		337649A1		1	SUPPORT ASSY., 1524 mm (60 in), Shaft
10		339882A1		1	SHAFT, 8000 LB
11		337651A1		2	CAP, Shaft
12		492-11062		4	LOCK WASHER, 5/8"
13		413-1024		4	BOLT, Hex, 5/8"-11 x 1 1/2", G5, Full Thd
14		219-17		4	LUBE NIPPLE, 3/16" x .55" lg, Drive
15		337605A1		4	ROLLER, Thrust
16		337606A1		UAR	SHIM, 0.76 mm (0.03 in)
17		337607A1		6	ROLLER, Load
18		61-4256		2	HEX SOC SCREW, Hex Soc Flat Hd, 1/4"-20 x 3/8"

588H

MAST, SHAFT FRAME, 8000 LB 22 FEET



35.100.07

02

p1

07/12

MAST, SHAFT FRAME, 8000 LB 22 FEET

REF	FN	PART NUMBER	YR/SN	QTY	DESCRIPTION
1		337660A1		1	HOUSING ASSY., Shaft, Incl 2 - 11
2		337652A1		1	SUPPORT ASSY., 2133.6 mm (84 in), Shaft
3		337653A1		2	SHAFT, 84 Inch
4		337651A1		2	CAP, Shaft
5		492-11062		4	LOCK WASHER, 5/8"
6		413-1024		4	BOLT, Hex, 5/8"-11 x 1 1/2", G5, Full Thd
7		219-17		4	LUBE NIPPLE, 3/16" x .55" lg, Drive
8		337605A1		4	ROLLER, Thrust
9		337606A1		UAR	SHIM, 0.76 mm (0.03 in)
10		337607A1		6	ROLLER, Load
11		61-4256		2	HEX SOC SCREW, Hex Soc Flat Hd, 1/4"-20 x 3/8"

586H 588H

35.100.07

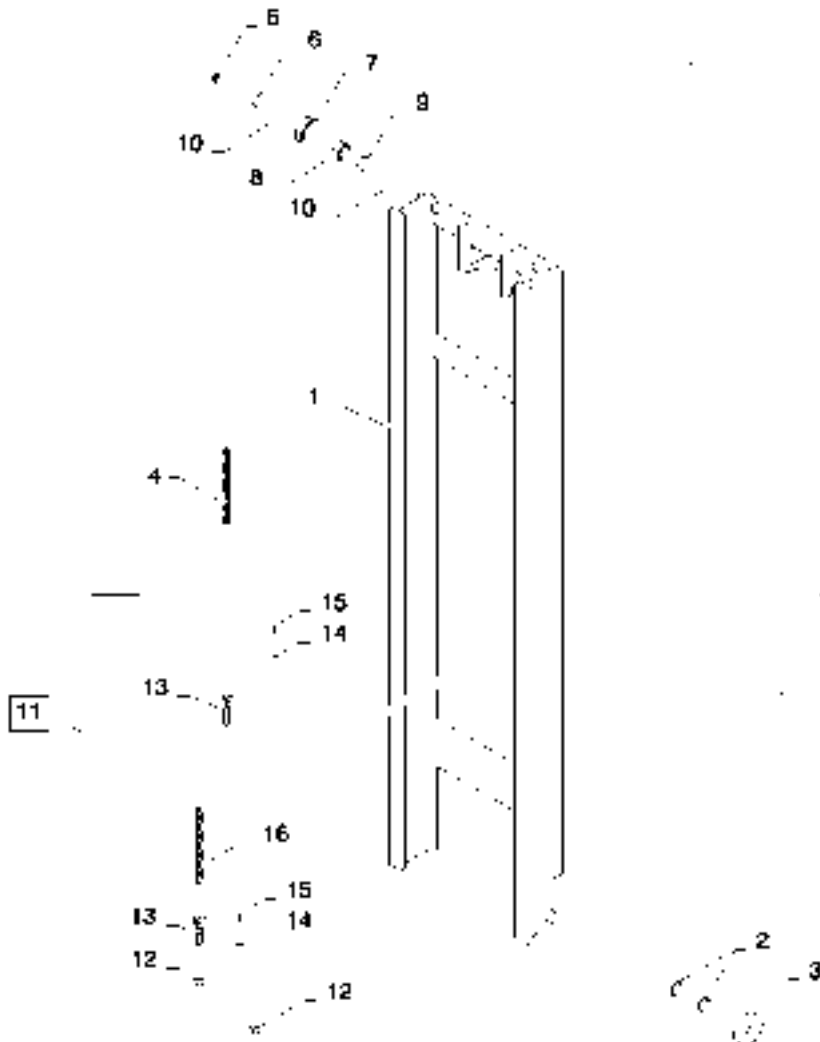
03

p1

07/12

MAST, 8000 LB 22 FEET

35.100.07



35.100.07

03

p1

07/12

MAST, 8000 LB 22 FEET

REF	FN	PART NUMBER	YR/SN	QTY	DESCRIPTION
1		337782A1		1	RAIL, Inner
2		337606A1		UAR	SHIM, Fork Lift
3		337607A1		8	ROLLER, Load
4		363158A1		1	CHAIN (AG), Mast Rail
5		219-14		4	LUBE NIPPLE, 1/4" x .56" lg, Drive
6		100-11175		4	SNAP RING, #175, Ext
7		339814A1		2	SHEAVE, Chain
8		339816A1		2	BEARING, Mast
9		339817A1		2	RACE, Inner
10		339818A1		4	WASHER, Thrust
11		339822A1		2	CHAIN (CE), Assy Incl 12 - 16
12		231-24412		4	LOCK NUT, 3/4"-16, GB
13		339819A1		4	ANCHOR, Chain
14		339820A1		4	PIN, Chain Connect
15		432-612		8	COTTER PIN, 3/32" x 3/4"
16		339821A1		2	CHAIN (AG), Mast

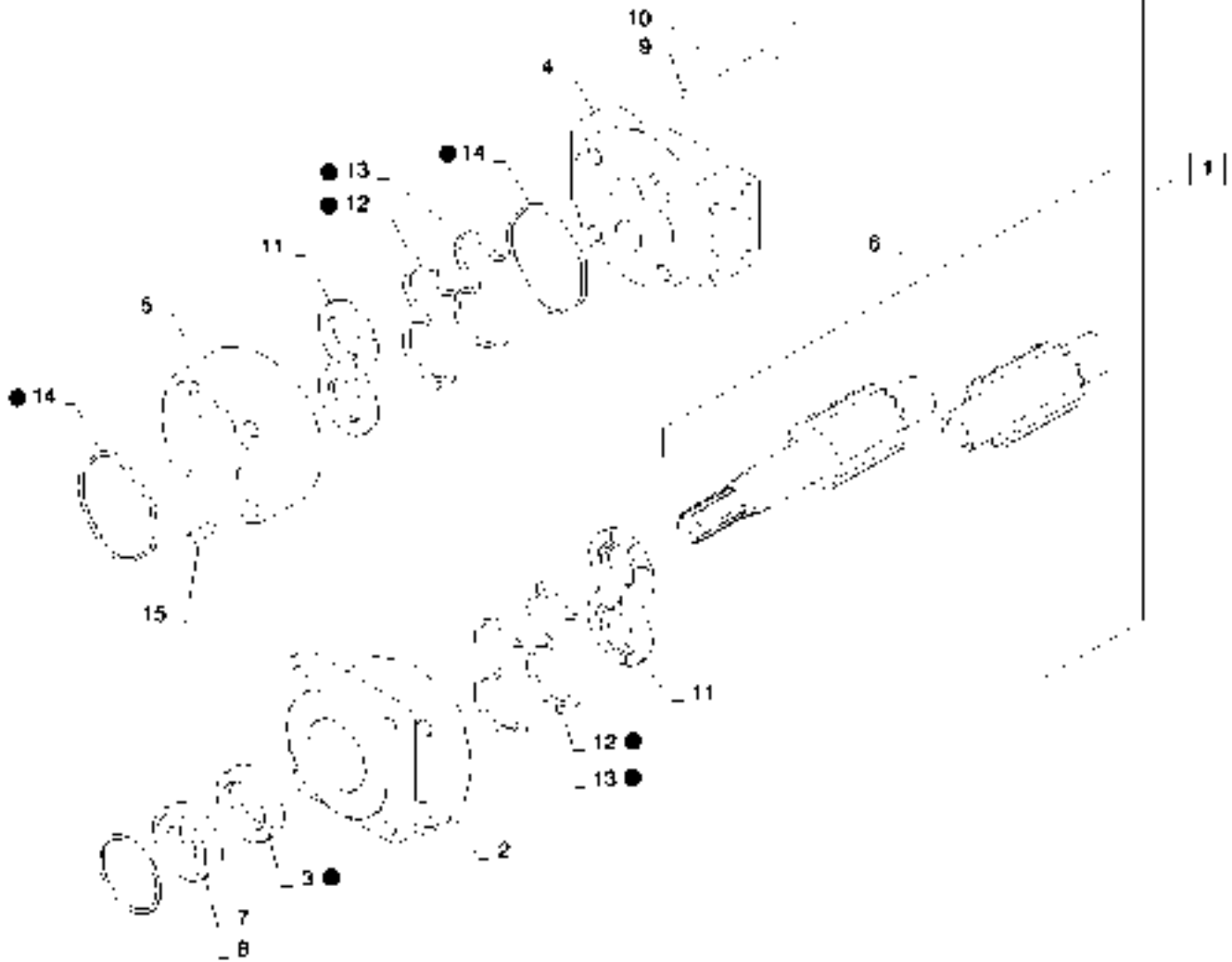
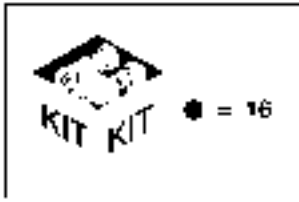
586H 588H

35.105.00

p1

07/12

PUMP ASSEMBLY, 18 GPM 586H



35.105.00

p1

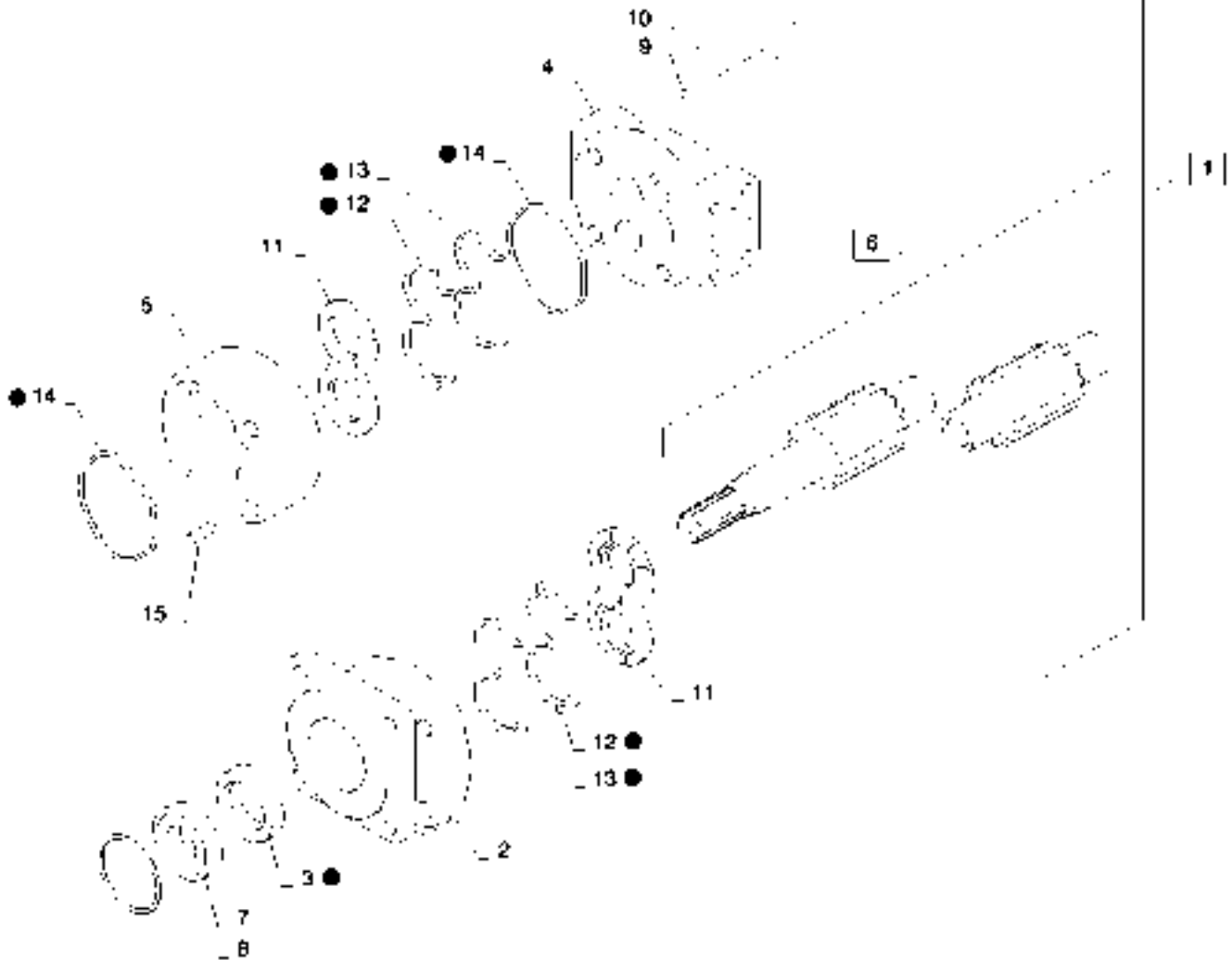
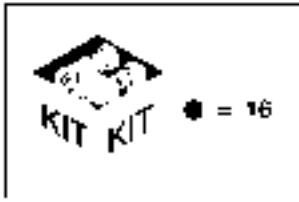
07/12

PUMP ASSEMBLY, 18 GPM 586H

REF	FN	PART NUMBER	YR/SN	QTY	DESCRIPTION
1		87677681		1	HYDRAULIC PUMP, Forklift Only 18 GPM , Incl 2 - 15
2		NSS		1	NOT SERVICED SEPARATELY, Cover, Shaft End Incl in 1
3		NSS		1	NOT SERVICED SEPARATELY, Shaft Seal Incl in 16
4		NSS		1	NOT SERVICED SEPARATELY, Cover, Closed End Incl In 1
5		NSS		1	NOT SERVICED SEPARATELY, Housing, Gear, Shaft End Incl in 1
6		NSS		1	NOT SERVICED SEPARATELY, Gear, Set Must Incl in 1
7		73153		1	BALL, Bearing
8		102-23206		1	SNAP RING, #206, 2.190", Int, Spiral
9		3031159R1		4	WASHER, Cover
10		326-1064		4	BOLT, Hex, 5/8"-11 x 4", G8
11		NSS		2	NOT SERVICED SEPARATELY, Thrus Plate Incl in 1
12		NSS		2	NOT SERVICED SEPARATELY, Seal Incl in 16
13		NSS		2	NOT SERVICED SEPARATELY, Back Up Ring Seal Incl in 16
14		NSS		2	NOT SERVICED SEPARATELY, Seal Incl in 16
15		W16323		4	DOWEL, Pin
16		341552A1		1	KIT, Seal; Incl 3, 12 - 14

586H

PUMP ASSEMBLY, 24 GPM 588H



35.105.01

p1

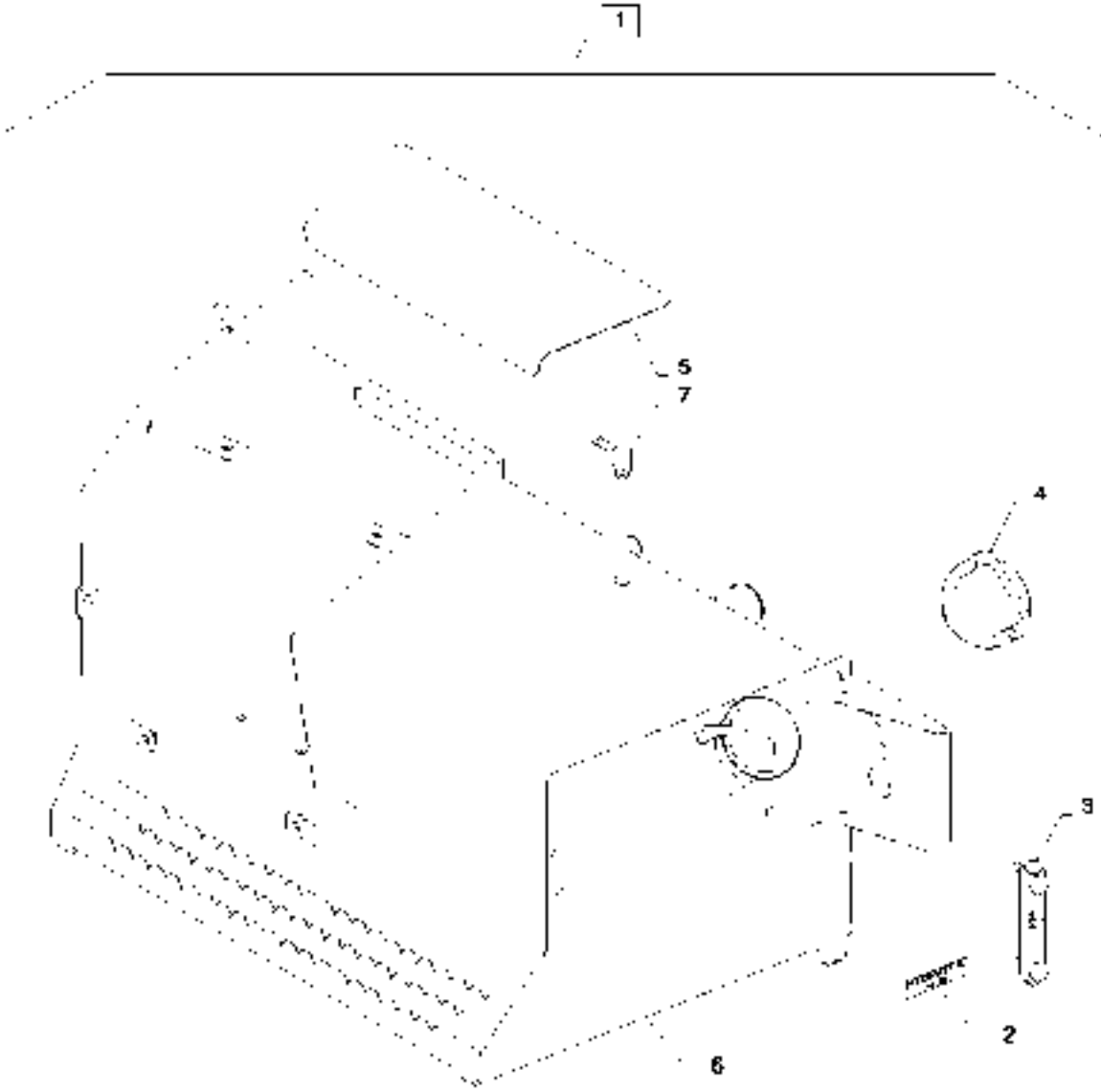
07/12

PUMP ASSEMBLY, 24 GPM 588H

REF	FN	PART NUMBER	YR/SN	QTY	DESCRIPTION
1		87677683		1	HYDRAULIC PUMP, 588H Forklift Only; Incl 2 - 15
2		NSS		1	NOT SERVICED SEPARATELY, Cover; Shaft End Incl in 1
3		NSS		1	NOT SERVICED SEPARATELY, Shaft Seal Incl in 16
4		NSS		1	NOT SERVICED SEPARATELY, Cover; Closed End Incl in 1
5		NSS		1	NOT SERVICED SEPARATELY, Housing; Gear; Shaft End Incl in 1
6		NSS		1	NOT SERVICED SEPARATELY, Gear, Set Incl in 1
7		18-970		1	BALL BEARING, Ball
8		102-23206		1	SNAP RING, #206, 2.190", Int, Spiral
9		3031159R1		4	WASHER, Cover
10		326-1072		4	BOLT, Hex, 5/8"-11 x 4 1/2", G8
11		NSS		2	NOT SERVICED SEPARATELY, Thrust Plate Inc in 1
12		NSS		2	NOT SERVICED SEPARATELY, Seal Incl in 16
13		NSS		2	NOT SERVICED SEPARATELY, Back Up Ring Seal Incl in 16
14		NSS		2	NOT SERVICED SEPARATELY, Seal Incl in 16
15		W16323		4	DOWEL, Pin
16		341552A1		1	KIT, Seal Incl 3, 12 - 14

588H

HYDRAULIC RESERVOIR AND BATTERY BOX



35.300.01

p1

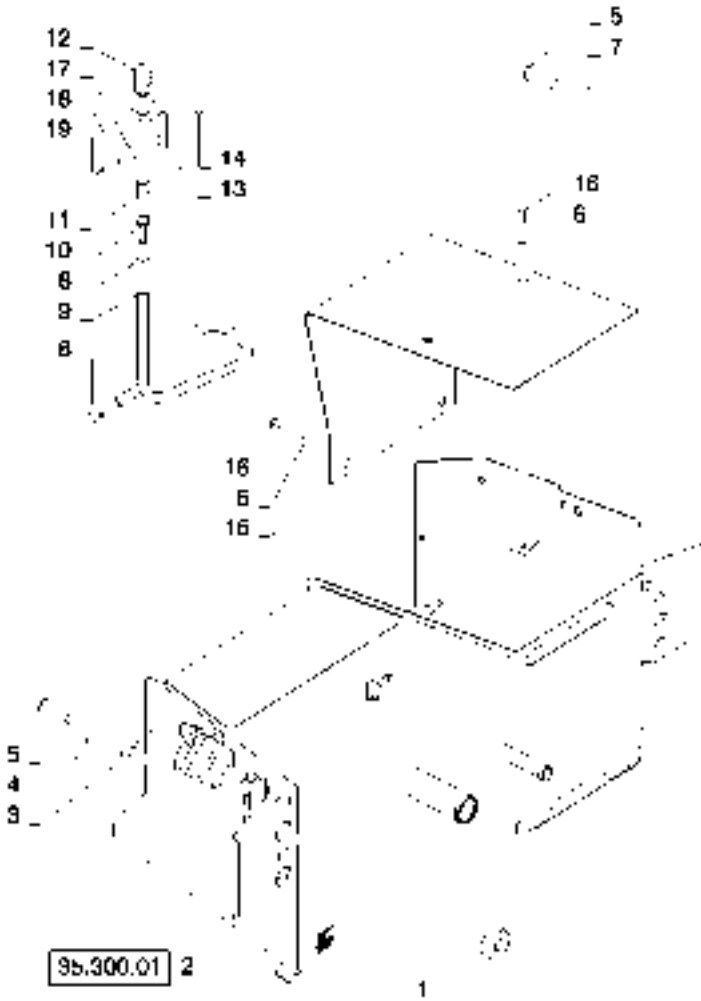
07/12

HYDRAULIC RESERVOIR AND BATTERY BOX

REF	FN	PART NUMBER	YR/SN	QTY	DESCRIPTION
1		87693551		1	HYDRAULIC OIL RESERVOIR, Incl 2 - 7
2		321-229		1	DECAL, Hydraulic Fluid
3		226456A1		1	LEVEL GAUGE, Liquid
4		138595A1		1	FILLER CAP, Hydraulic
5		87679232		1	ANTI-SKID STRIP, Black
6		87693549		1	HYDRAULIC OIL RESERVOIR, Painted
7		217-347		1	FITTING, 90°, 3/8" Hose x 9/16"-18 ORB Beaded

586H 588H

HYDRAULIC RESERVOIR BATTERY BOX INSTALLATION

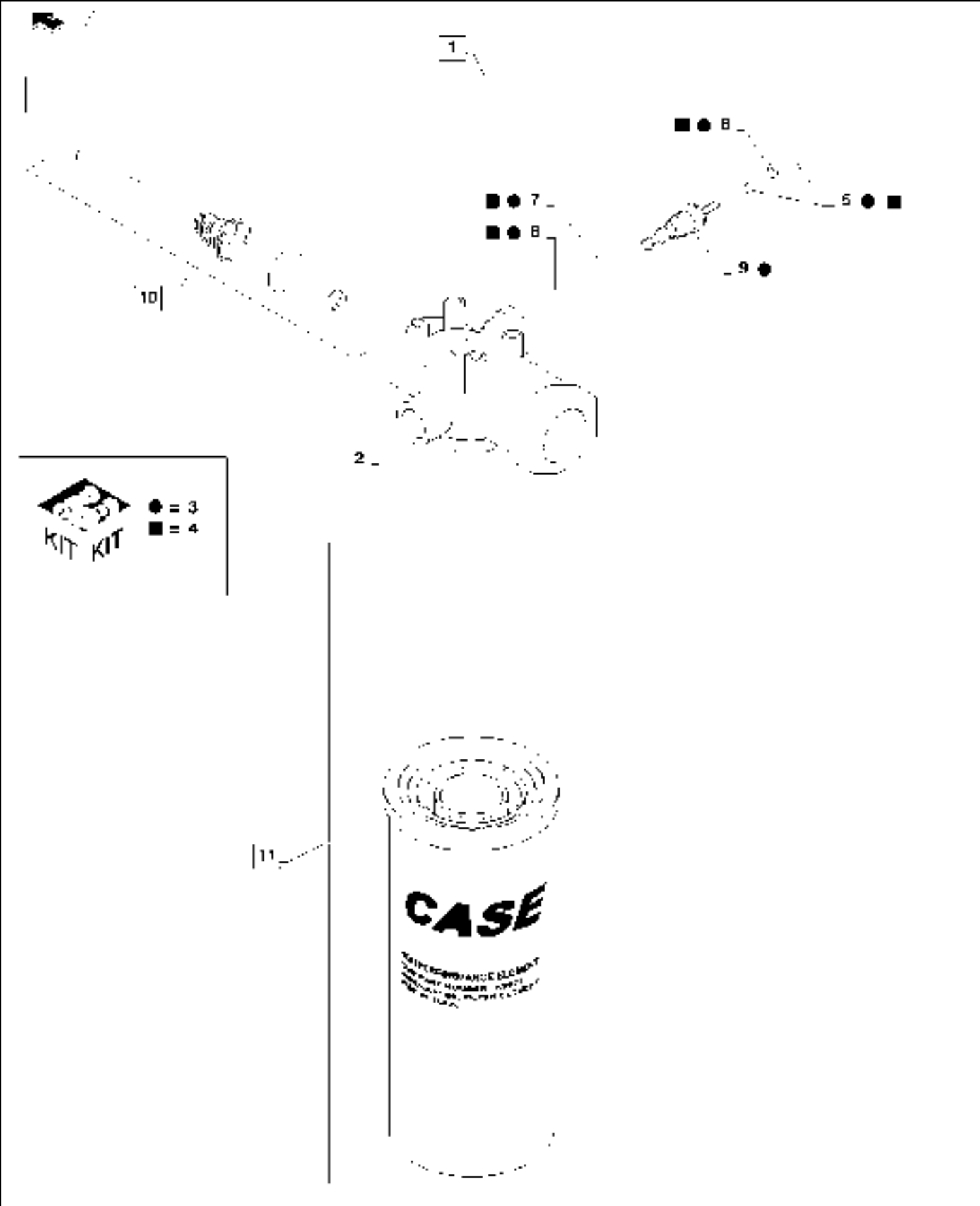


HYDRAULIC RESERVOIR BATTERY BOX INSTALLATION

REF	FN	PART NUMBER	YR/SN	QTY	DESCRIPTION
1		87360280		2	SPACER, Tank
2		87693551		1	HYDRAULIC OIL RESERVOIR, See Fig. 35.300.01
3		185926A1		2	SPACER, Tank
4		302358A1		2	WASHER, Heat Treated
5		443375A1		4	BOLT, M20 X 60
6		87655046		4	SPECIAL WASHER, M10 65 X 23
7		87655047		2	SPECIAL WASHER, M20 25 X 38
8		214-1406		2	HOSE CLAMP, #06, .44/.78 Type F Worm
9		87363421		1	HOSE, METERS, Vent
10		217-380		1	FITTING, 3/8" Hose X 3/8" NPTF Beaded
11		217-1102		1	HYD CONNECTOR, 3/8"-18 NPTF, Female
12		361776A1		1	BREATHER, Pressure / Vacuum
13		122603A1		1	SUPPORT, Breather Mounting
14		829-1406		1	NUT, M6, CI 10
15		231656A1		1	COVER, Battery
16		614-10020		4	BOLT, Hex, M10 x 20, 8.8, Full Thd
17		87655041		1	SPECIAL WASHER, M6 85 X 12.75
18		87655042		1	SPECIAL WASHER, M8 80 X 17.5
19		614-6020		1	BOLT, Hex, M6 x 20, 8.8

586H 588H

FILTER ASSEMBLY OIL



35.300.03

p1

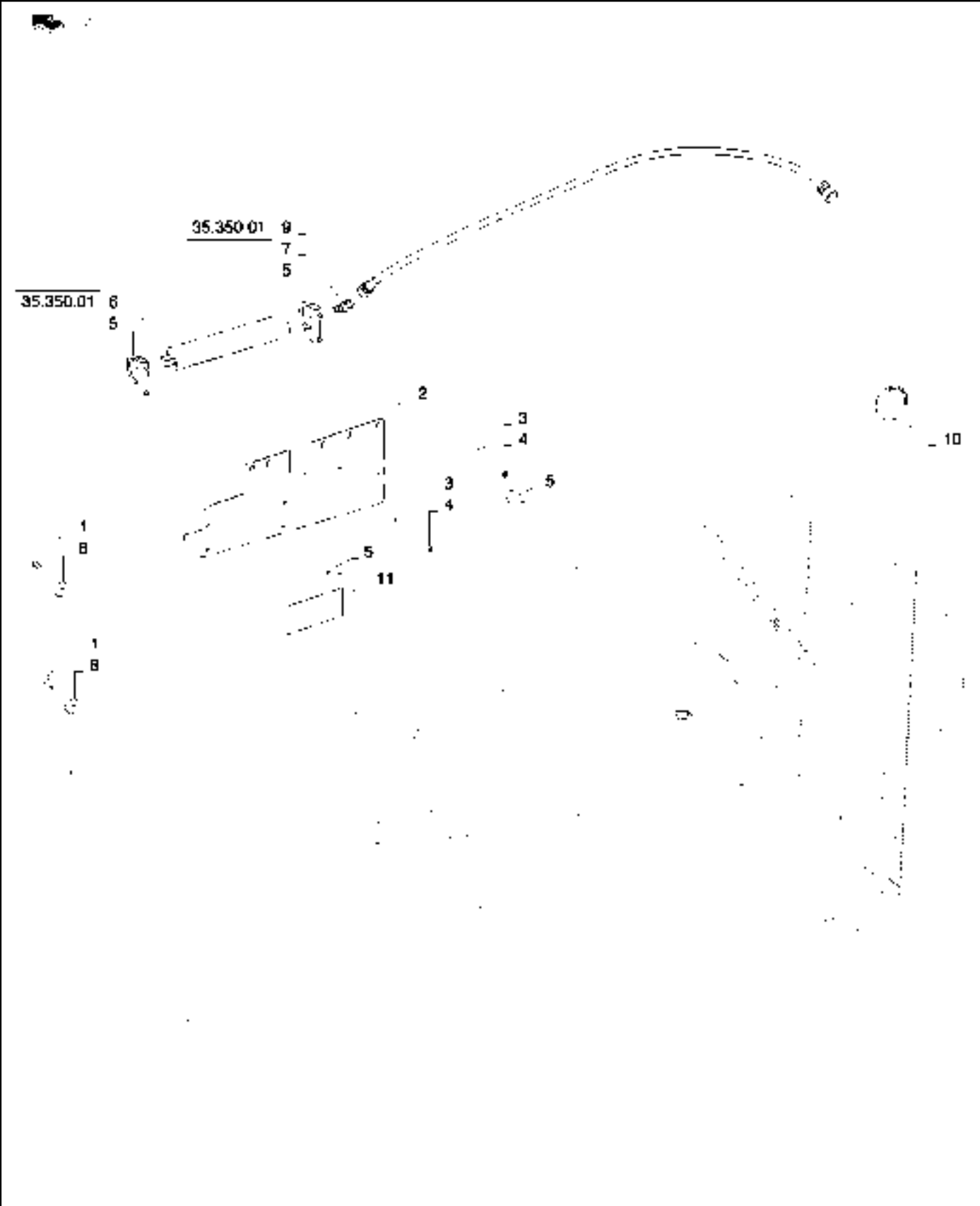
06/12

FILTER ASSEMBLY OIL

REF	FN	PART NUMBER	YR/SN	QTY	DESCRIPTION
1		122536A1		1	FILTER ASSY, Hydraulic Oil, Incl 2 - 9
2		NSS		1	NOT SERVICED SEPARATELY, Head, Filter Incl in 1
3		N6755		1	INDICATOR, Kit Restriction, Electric, Incl 5 - 9
4		N6941		1	KIT, Restriction Indicator Repair, Incl 5 - 8
5		129-667		2	NUT, #10-32, LH
6		493-21020		1	LOCK WASHER, Int Tooth, #10
7		237-6006		1	O-RING, 0.114" ID x 0.254" OD x 0.07"
8		238-5011		1	O-RING, 0.301" ID x 0.441" OD x 0.07", Inner
9		NSS		1	NOT SERVICED SEPARATELY, Indicator, Restriction, Electric Incl in 3
10		NSS		1	NOT SERVICED SEPARATELY, Valve, By-Pass Incl in 1
11		N9025		1	HYDRAULIC OIL FILTER, Filter, Incl O-Ring Seal

586H 588H

HYDRAULIC LOAD CONTROL



35.350.00

p1

07/12

HYDRAULIC LOAD CONTROL

REF	FN	PART NUMBER	YR/SN	QTY	DESCRIPTION
1		711-10040		2	CARRIAGE BOLT, Short NK, M10 x 40, Cl8.8, Full Thd
2		86993690		1	MOUNTING PLATE, Accumulator
3		895-15010		2	WASHER, M11 x 24 x 2
4		829-1410		2	NUT, M10, Cl 10
5		A13240		2	CLAMP, 2 1/2 Inch Muffler Style
6		356131A1		1	ACCUMULATOR, See Figure 35.350.01
7		218-5600		1	ELBOW, 90°, 7/8"-14, 37° x 3/4"-16, O-Ring, Incl. O-Ring 237-6008
8		330083A1		2	SPACER, 11 x 40 x 10 mm thk
9		358187A1		1	AIR HOSE, 12.70 mm ID x 1675.00 mm, See 87333934 Kit, Figure 35.350.01
10		356500A1		2	DECAL, Load Control
11		384260A1		1	WARNING DECAL, Pressurized System Hazard

586H 588H

ACCUMULATOR ASSEMBLY

REF	FN	PART NUMBER	YR/SN	QTY	DESCRIPTION
1		356131A1		1	ACCUMULATOR, Load Control, Incl 2 - 16
2		NSS		1	NOT SERVICED SEPARATELY, Tube Incl With 1
3		192895A1		1	PROTECTOR, Shield
4		276-2456		2	SELF-TAP SCREW, Hex Hd, #10 x 3/8"
5		1978142C1		1	VALVE, Incl 6 - 9
6		NSS		1	NOT SERVICED SEPARATELY, Valve, Pressure
7		1978143C1		1	PISTON, Accumulator
8		1978144C1		1	CAP, Accumulator
9		1978158C1		1	O-RING, Seal
10		1978141C1		1	SEAL KIT, Component Parts Not Serviced Separately
11		NSS		1	NOT SERVICED SEPARATELY, Gland, Cylinder Incl in 1
12		NSS		2	NOT SERVICED SEPARATELY, O-Ring Incl in 1
13		NSS		2	NOT SERVICED SEPARATELY, Ring, Backup Incl in 1
14		NSS		1	NOT SERVICED SEPARATELY, Piston Incl in 1
15		NSS		1	NOT SERVICED SEPARATELY, Cap Incl in 1
16		L129440		1	DECAL, Accumulator Application Instructions

586H 588H

FORK LIFT CYLINDER CONTROL



35.355.01

p1

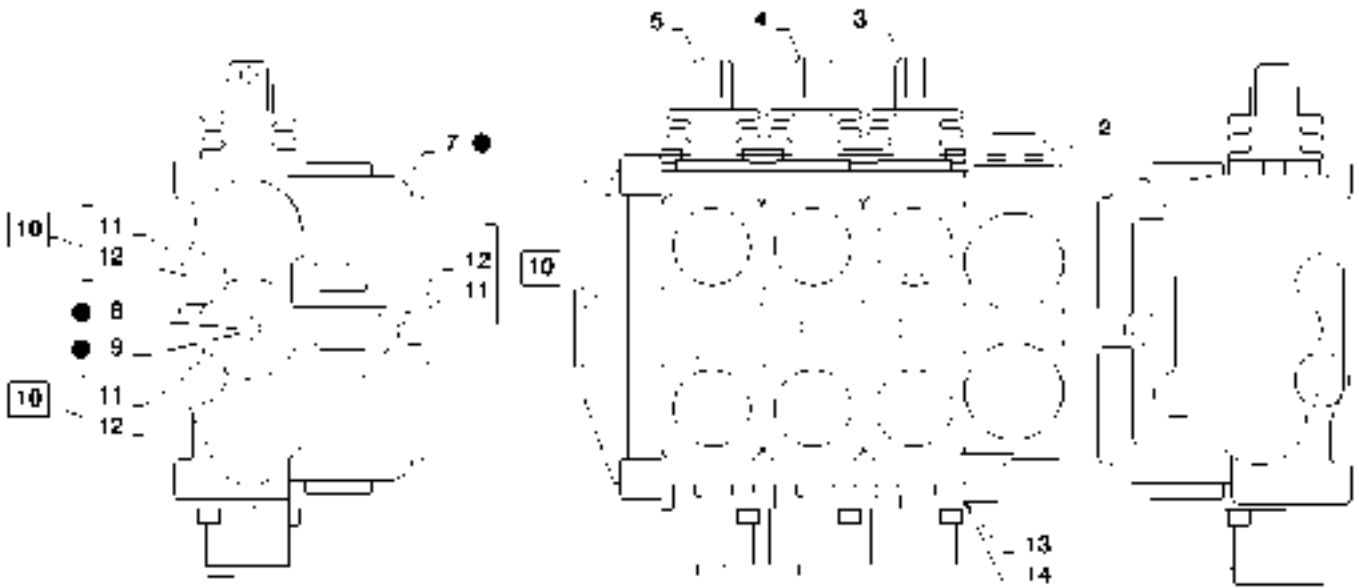
07/12

FORK LIFT CYLINDER CONTROL

REF	FN	PART NUMBER	YR/SN	QTY	DESCRIPTION
1		347801A1		1	PIN, Clevis
2		814-6050		1	BOLT, Hex, M6 x 50, 8.8
3		832-10406		1	NUT, M6 x 1, CI 8
4		D150397		3	CRANK LEVER, Dipper
5		425-118		3	NUT, 1/2"-20, G5
6		338863A1		1	HANDLE, Lift Control
7		D59912		3	KNOB, Control
8		D124529		3	SPACER, Brake Shaft
9		338865A1		1	HANDLE, Tilt Control
10		338866A1		1	ROD, Side Shift Control
11		413-620		3	BOLT, Hex, 3/8"-16 x 1 1/4", G5, Full Thd
12		86500348		3	BALL JOINT, Rod End
13		425-106		3	NUT, 3/8"-16, G5
14		345350A1		1	ROD, Lift
15		347216A1		1	ROD, Tilt
16		345352A1		1	ROD, Side Shift
17		427-4077		3	CLEVIS PIN, 1/4" x .770"
18		432-412		3	COTTER PIN, 1/16" x 3/4"
19		425-156		3	NUT, Jam, 3/8"-24, G5
20		87655047		1	SPECIAL WASHER, M20

588H 586H

VALVE CONTROL FORK LIFT THREE SPOOL

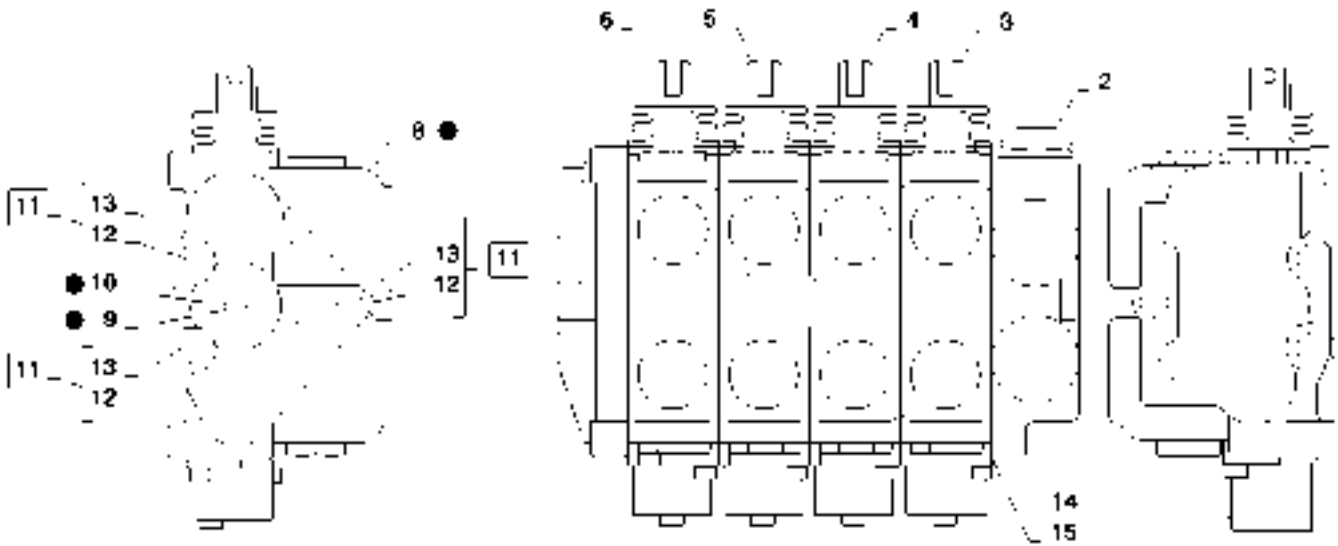


VALVE CONTROL FORK LIFT THREE SPOOL

REF	FN	PART NUMBER	YR/SN	QTY	DESCRIPTION
1		356883A1		1	VALVE, CONTROL, Forklift Control, Three Spool, Incl 2 - 14
2		360519A1		1	HYD VALVE SECTION, Inlet
3		360520A1		1	HYD VALVE SECTION, Lift
4		358661A1		1	HYD VALVE SECTION, Tilt
5		360521A1		1	HYD VALVE SECTION, Side Shift
6		348719A1		1	COVER, Kit End Cover, Incl 7 - 9
7		NSS		1	NOT SERVICED SEPARATELY, Housing Incl in 6
8		218-5158		1	PLUG, Hex Hd, 1 1/16"-12 ORB, Incl 9
9		237-6012		1	O-RING, 0.364" ID x 0.504" OD x 0.07"
10		348722A1		3	PACKAGE, REPAIR, Incl 11,12
11		413-6128		3	BOLT, Hex, 3/8"-16 x 8", G5
12		425-106		3	NUT, 3/8"-16, G5
13		238-5119		12	O-RING, -119, 70 Duro, .924" ID x .103" Thk, Between Sections
14		238-6117		4	O-RING, -117, 90 Duro, .799" ID x .103" Thk, Between Sections

586H 588H

VALVE CONTROL FORK LIFT FOUR SPOOL

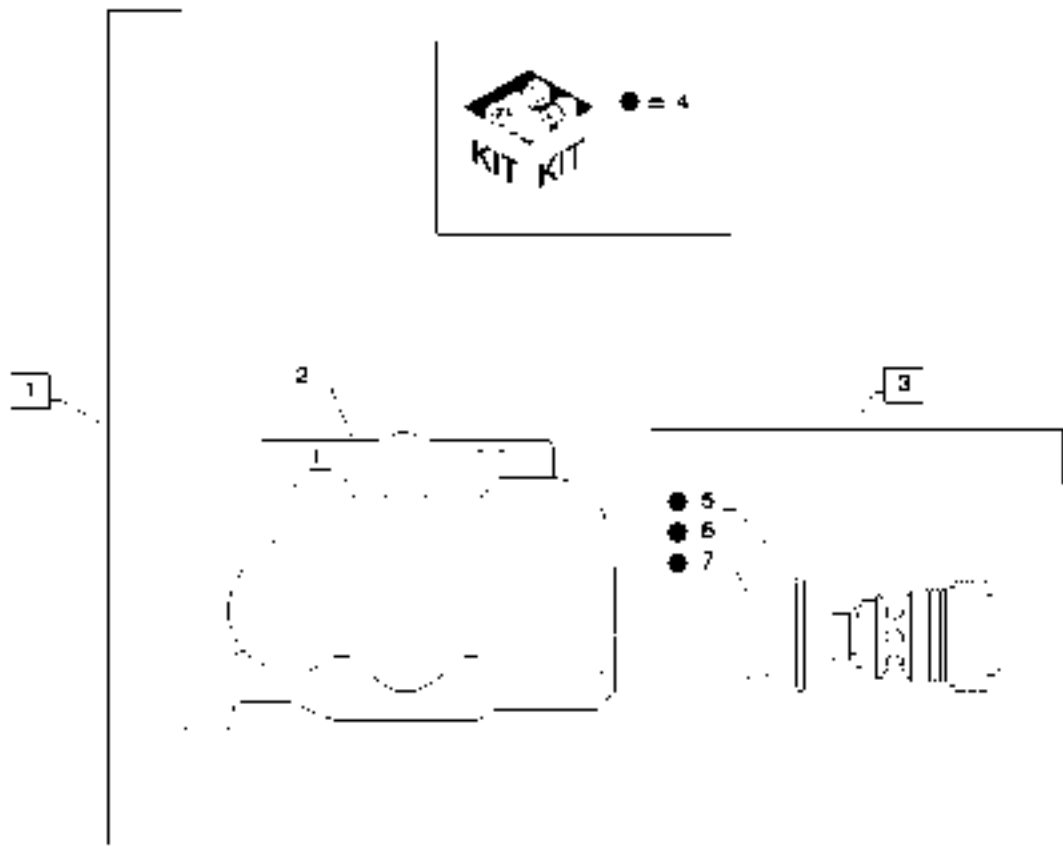


VALVE CONTROL FORK LIFT FOUR SPOOL

REF	FN	PART NUMBER	YR/SN	QTY	DESCRIPTION
1		356884A1		1	VALVE, CONTROL, Forklift Control, Four Spool, Incl 2 - 15
2		360519A1		1	HYD VALVE SECTION, Inlet
3		360520A1		1	HYD VALVE SECTION, Lift
4		358661A1		1	HYD VALVE SECTION, Tilt
5		360521A1		1	HYD VALVE SECTION, Side Shift, With Work Port Restrictors
6		375759A1		1	HYD VALVE SECTION, Auxiliary, Without Work Port Restrictor
7		348719A1		1	COVER, End Cover Kit Incl 8 - 10
8		NSS		1	NOT SERVICED SEPARATELY, Housing Incl in 7
9		218-5158		1	PLUG, Hex Hd, 1 1/16"-12 ORB, Incl 10
10		237-6012		1	O-RING, 0.364" ID x 0.504" OD x 0.07"
11		348721A1		1	PACKAGE, REPAIR, Incl 12,13
12		NSS		3	NOT SERVICED SEPARATELY, Bolt Incl in 11
13		425-106		3	NUT, 3/8"-16, G5
14		238-5119		15	O-RING, -119, 70 Duro, .924" ID x .103" Thk, Between sections
15		238-6117		5	O-RING, -117, 90 Duro, .799" ID x .103" Thk, Between Sections

586H 588H

VALVE INLET SECTION

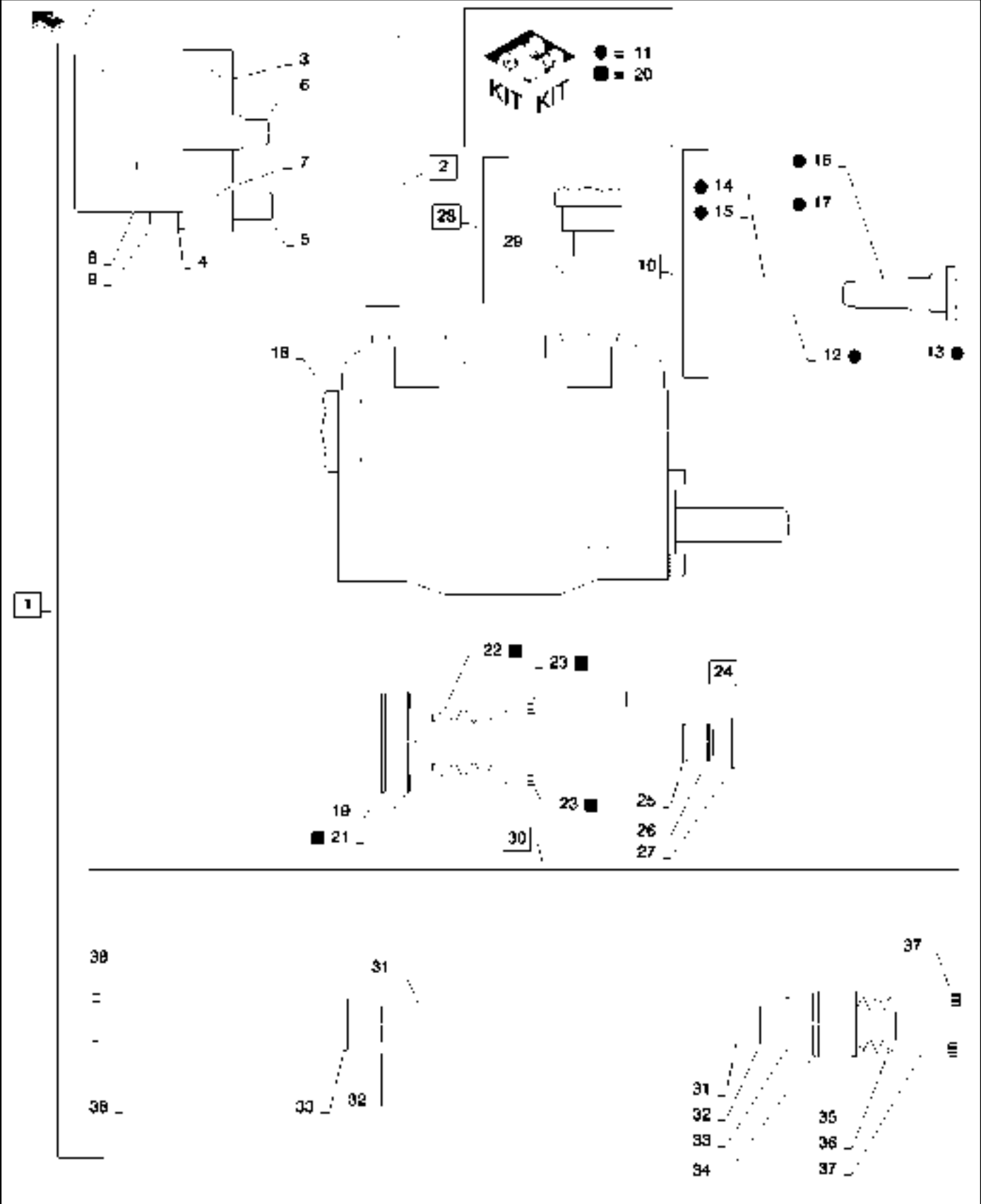


VALVE INLET SECTION

REF	FN	PART NUMBER	YR/SN	QTY	DESCRIPTION
1		360519A1		1	HYD VALVE SECTION, Inlet, Incl 2 - 7
2		N8942		1	VALVE BLOCK, Inlet Outlet
3		360588A1		1	CARTRIDGE, Incl 5 - 7
4		348740A1		1	KIT, Seal, Incl 5 - 7
5		NSS		1	NOT SERVICED SEPARATELY, O-Ring, Large Incl in 3 - 4
6		NSS		1	NOT SERVICED SEPARATELY, Ring, Backup Incl in 3 - 4
7		NSS		1	NOT SERVICED SEPARATELY, O-Ring, Small Incl in 3 - 4

586H 588H

VALVE SECTION FORKLIFT LIFT



35.355.05

p1

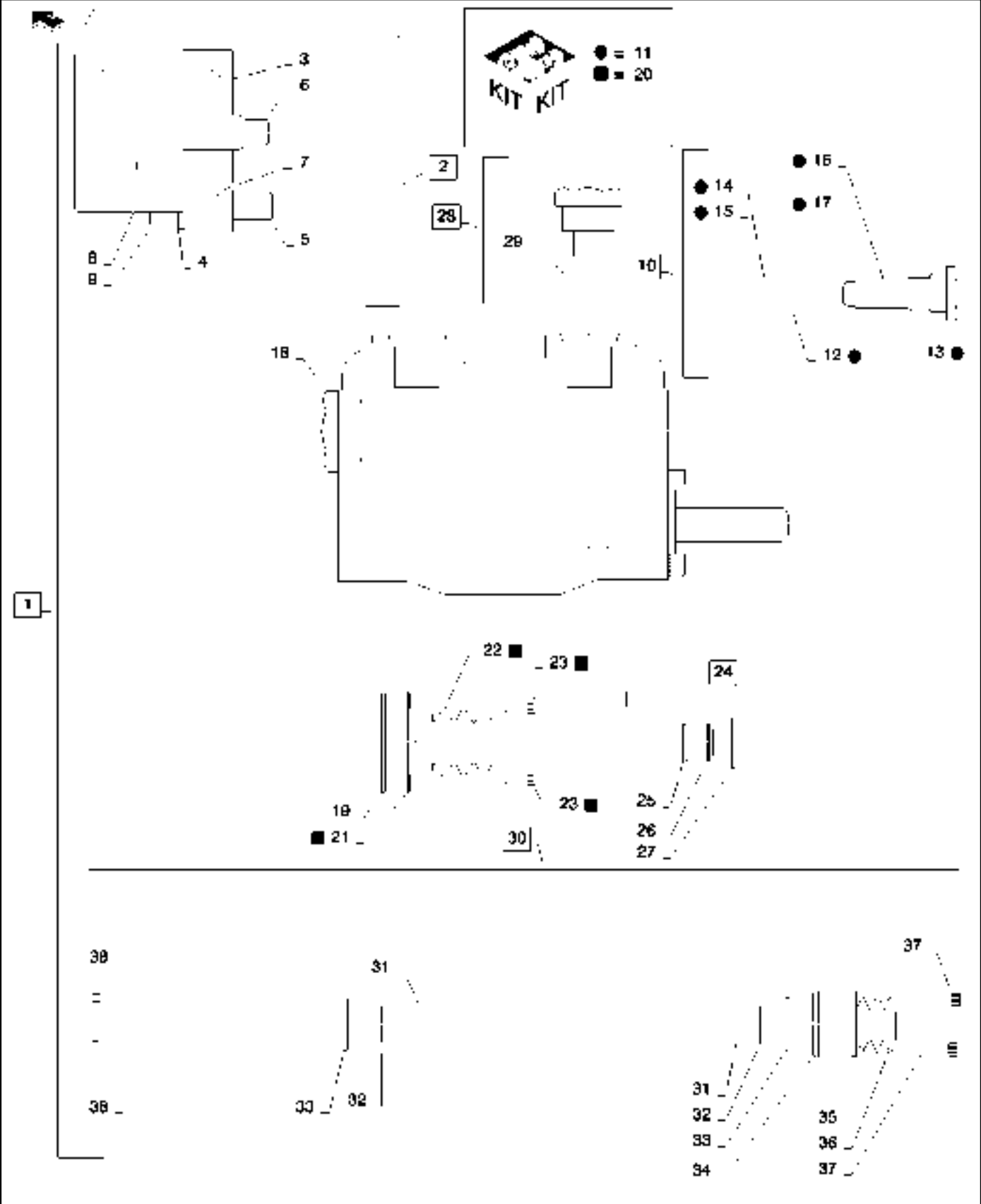
07/12

VALVE SECTION FORKLIFT LIFT

REF	FN	PART NUMBER	YR/SN	QTY	DESCRIPTION
1		360520A1		1	HYD VALVE SECTION, Lift, Incl 2 - 38
2		S300253		1	SET OF PARTS, Spool Positioner, Incl 3 - 9
3		H267591		2	SPRING SEAT, Collar
4		492-11025		2	LOCK WASHER, 1/4"
5		61-32528		1	HEX SOC SCREW, Hex Soc Hd, 1/4"-20 x 1 3/4"
6		N14593		1	STEP BOLT, Collar Spool
7		D87306		1	SPRING, Compression
8		S300258		1	CAP, Cover
9		193-558		2	SCREW, SEMS, Slot Fil Hd, 1/4"-20 x 7/8"
10		348732A1		1	PLUG, 3-Way Conversion, Incl 11 - 16
11		N8883		1	SEAL PACKAGE, Seal, Incl 12 - 17
12		237-6010		1	O-RING, 0.239" ID x 0.379" OD x 0.07"
13		L35297		1	RING, Back Up
14		238-6016		1	O-RING, -016, 90 Duro, .614" ID x .070" Thk
15		238-5015		1	O-RING, 0.551" ID x 0.691" OD x 0.07"
16		D88725		2	BACK-UP RING
17		NSS		1	NOT SERVICED SEPARATELY, Plug, Inner Incl in 10
18		L100937		1	PLUG, Load Check
19		N8194		1	PLATE, LARGE, Seal
20		348741A1		1	KIT, Boot, Incl 21 - 23
21		NSS		1	NOT SERVICED SEPARATELY, Retainer Incl in 20
22		NSS		1	NOT SERVICED SEPARATELY, Boot Must Incl in 20
23		61-3258		2	HEX SOC SCREW, Hex Soc Hd, 1/4"-20 x 1/2"
24		348738A1		2	SPOOL, Lip Seal, Spool, Incl 25 - 27
25		NSS		2	NOT SERVICED SEPARATELY, Seal, Lip Seal Incl in 24
26		NSS		2	NOT SERVICED SEPARATELY, Wiper Incl in 24
27		NSS		2	NOT SERVICED SEPARATELY, Retainer, Seal Incl in 24
28		86512512		1	PLUG, Hex Hd, 7/8"-14 ORB, Incl in 29
29		237-6010		1	O-RING, 0.239" ID x 0.379" OD x 0.07"
30		352796A1		1	PACKAGE, O-Ring, Spool, Retrofit, Incl in 31 - 38
31		D88728		2	O-RING, Seal
32		D88729		2	WASHER, Flat

586H 588H

VALVE SECTION FORKLIFT LIFT



35.355.05

p2

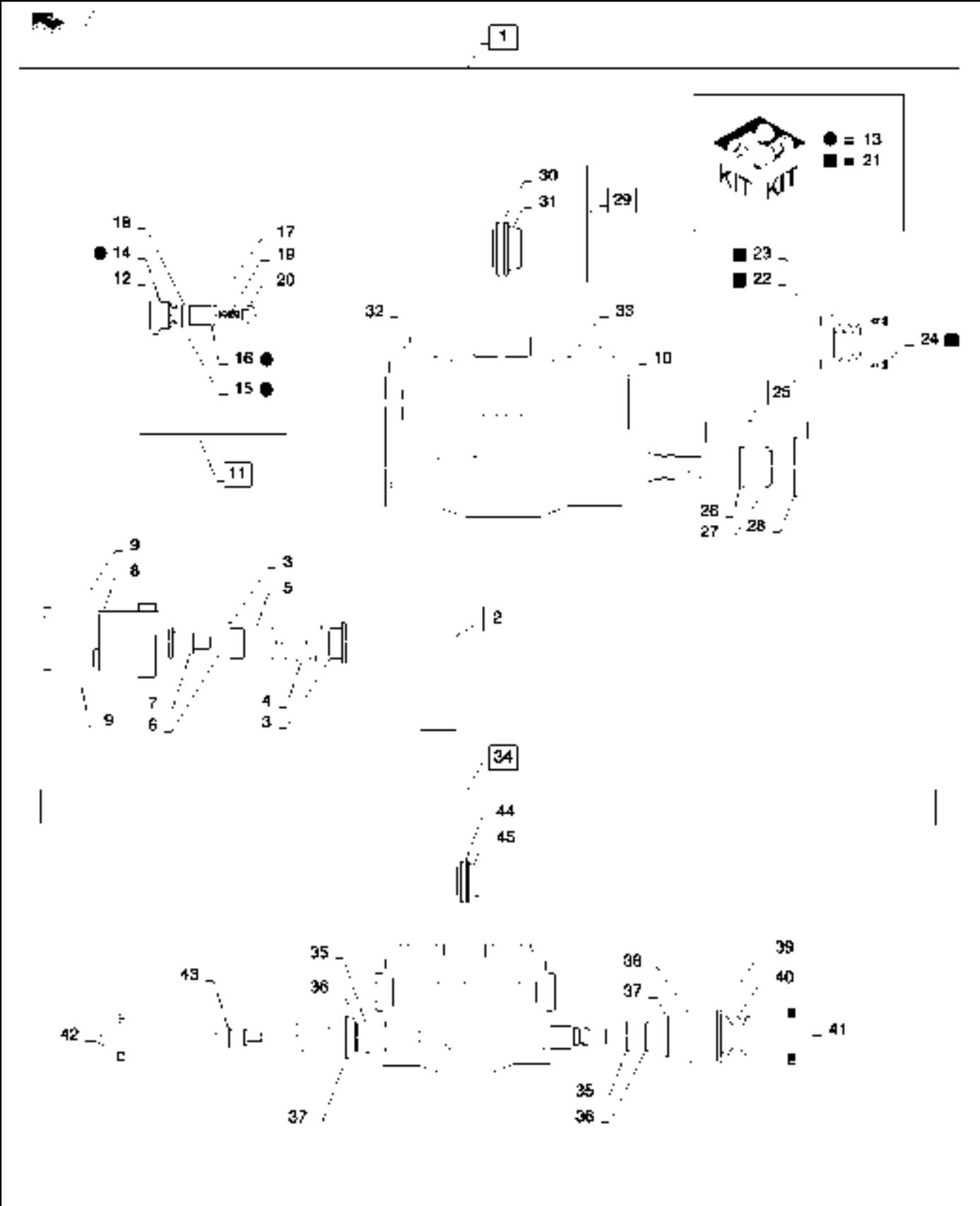
07/12

VALVE SECTION FORKLIFT LIFT

REF	FN	PART NUMBER	YR/SN	QTY	DESCRIPTION
33		D88730		2	WASHER, Retainer Seal
34		N8194		1	PLATE, LARGE, Seal Retainer
35		357163A1		1	RETAINER, Dust Boot
36		357164A1		1	BOOT, Dust
37		61-3258		2	HEX SOC SCREW, Hex Soc Hd, 1/4"-20 x 1/2"
38		102201A1		2	HEX SOC SCREW, Hex Soc Hd, 1/4"-20 x 7/8"

586H 588H

VALVE SECTION TILTABLE FORK



35.355.06

p1

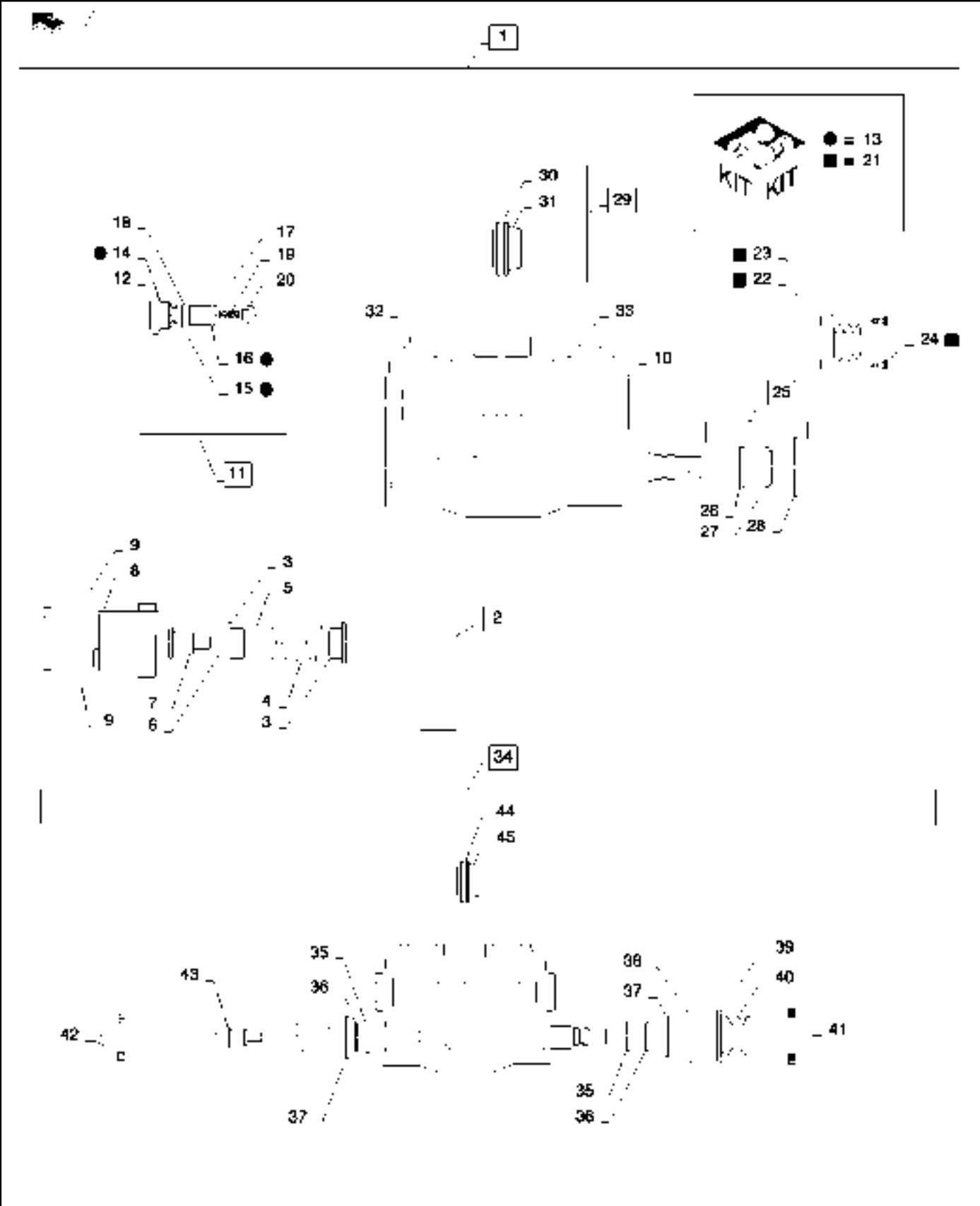
08/12

VALVE SECTION TILTABLE FORK

REF	FN	PART NUMBER	YR/SN	QTY	DESCRIPTION
1		358661A1		1	HYD VALVE SECTION, Tilt, Incl 2 - 45
2		360595A1		1	SPOOL, Spool Positioner, Incl 3 - 9
3		H267591		2	SPRING SEAT, Collar
4		D87306		1	SPRING, Compression
5		NSS		1	NOT SERVICED SEPARATELY, Spacer Incl in 2
6		237-6004		1	O-RING, 0.351" ID
7		NSS		1	NOT SERVICED SEPARATELY, Bolt, Special Incl in 2
8		NSS		1	NOT SERVICED SEPARATELY, Cap Incl in 2
9		NSS		2	NOT SERVICED SEPARATELY, Screw Incl in 2
10		L100937		1	PLUG, Load Check
11		360583A1		1	PLUG, Anticavitation, Check, Incl 12 - 20
12		NSS		1	NOT SERVICED SEPARATELY, Plug Incl in 11
13		361691A1		1	KIT, Seal, Incl 14 - 16
14		237-6010		1	O-RING, 0.239" ID x 0.379" OD x 0.07"
15		238-6016		1	O-RING, -016, 90 Duro, .614" ID x .070" Thk
16		238-5015		1	O-RING, 0.551" ID x 0.691" OD x 0.07"
17		D88725		2	BACK-UP RING, Check Plug
18		D88725		1	BACK-UP RING, Check Plug
19		H268730		1	SPRING, .270 OD
20		D28576		1	VALVE POPPET, Relief Check
21		348741A1		2	KIT, Boot, Incl 22 - 24
22		NSS		1	NOT SERVICED SEPARATELY, Retainer Incl in 21
23		NSS		1	NOT SERVICED SEPARATELY, Boot Incl in 21
24		61-3258		2	HEX SOC SCREW, Hex Soc Hd, 1/4"-20 x 1/2"
25		348738A1		2	SPOOL, Lip Seal, Spool, Incl 26 - 28
26		NSS		2	NOT SERVICED SEPARATELY, Seal, Lip Seal Incl in 25
27		NSS		2	NOT SERVICED SEPARATELY, Wiper Incl in 25
28		NSS		2	NOT SERVICED SEPARATELY, Retainer, Seal Incl in 25
29		362640A1		1	SLEEVE ASSY, Tilt Lock, Incl 30 , 31
30		360585A1		1	O-RING, 0.864mm ID x 0.07mm Width
31		237-5008		1	O-RING, 0.176" ID x 0.316" OD x 0.07"
32		360589A1		1	RESTRICTOR, Spring

586H 588H

VALVE SECTION TILTABLE FORK



VALVE SECTION TILTABLE FORK

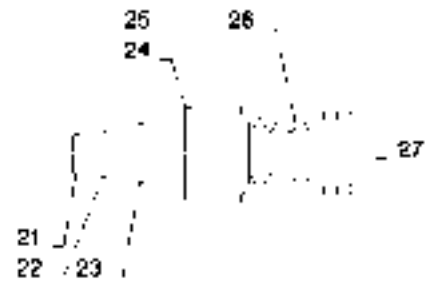
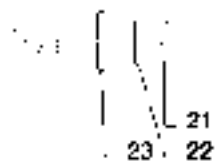

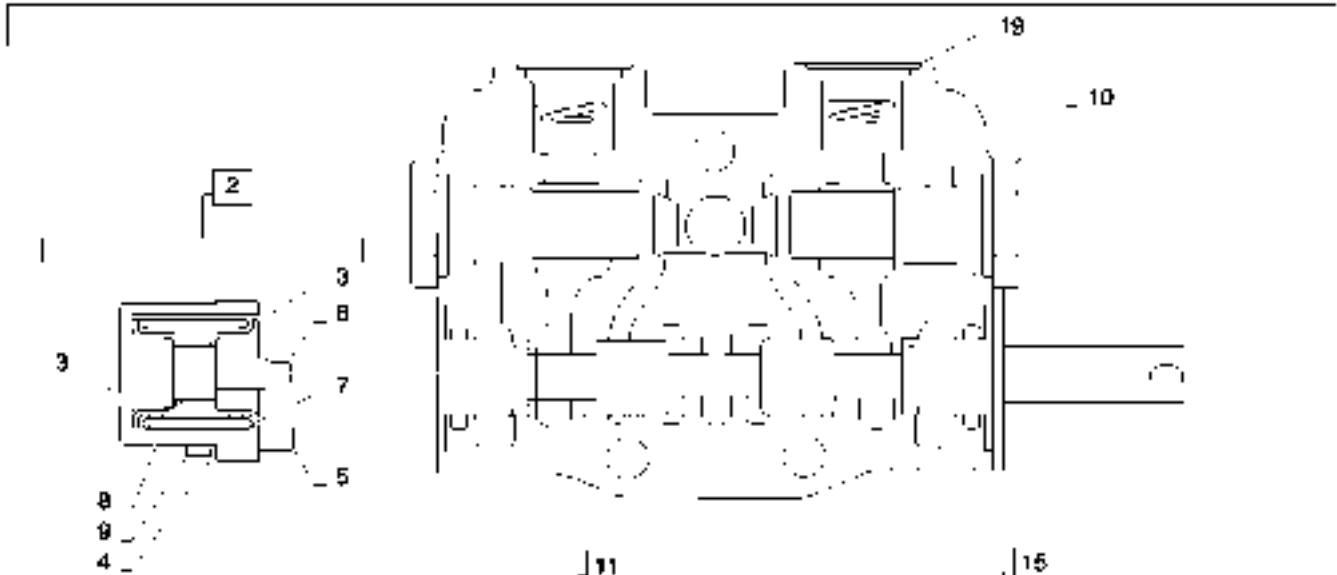
REF	FN	PART NUMBER	YR/SN	QTY	DESCRIPTION
33		360590A1		1	RESTRICTOR, Spring
34		381064A1		1	SEAL PACKAGE, O-Ring, Spool, Retrofit, Incl 35 - 45
35		D88728		2	O-RING, Seal
36		D88729		2	WASHER, Seal
37		D88730		2	WASHER, Seal
38		N8194		1	PLATE, LARGE, Retainer
39		357163A1		1	RETAINER, Boot
40		357164A1		1	BOOT, Retainer
41		61-3258		2	HEX SOC SCREW, Hex Soc Hd, 1/4"-20 x 1/2"
42		102201A1		2	HEX SOC SCREW, Hex Soc Hd, 1/4"-20 x 7/8"
43		237-6004		1	O-RING, 0.351" ID
44		360585A1		1	O-RING, 0.864mm ID x 0.07mm Width
45		237-5008		1	O-RING, 0.176" ID x 0.316" OD x 0.07"

586H 588H

VALVE SECTION SIDE SHIFT AND AUXILIARY CONTROL



- 1 |



VALVE SECTION SIDE SHIFT AND AUXILIARY CONTROL

REF	FN	PART NUMBER	YR/SN	QTY	DESCRIPTION
1		360521A1		1	HYD VALVE SECTION, Side Shift, With Work Port Restrictors, Ref 19, Incl 2 - 28
1		375759A1		1	HYD VALVE SECTION, Auxiliary, Without Work Port Restrictor, Ref 19, Incl 2 - 18 , 20 - 28
2		S300253		1	SET OF PARTS, Spool Positioner, Incl 3 - 9
3		H267591		2	SPRING SEAT, Collar
4		492-11025		2	LOCK WASHER, 1/4"
5		61-32528		1	HEX SOC SCREW, Hex Soc Hd, 1/4"-20 x 1 3/4"
6		N14593		1	STEP BOLT, Spool
7		D87306		1	SPRING, Compression
8		S300258		1	CAP, Cover
9		193-558		2	SCREW, SEMS, Slot Fil Hd, 1/4"-20 x 7/8"
10		L100937		2	PLUG, Load Check
11		348741A1		1	KIT, Boot, Incl 12 - 14
12		NSS		1	NOT SERVICED SEPARATELY, Retainer Incl in 11
13		NSS		1	NOT SERVICED SEPARATELY, Boot Incl in 11
14		61-3258		2	HEX SOC SCREW, Hex Soc Hd, 1/4"-20 x 1/2"
15		348738A1		2	SPOOL, Lip Seal, Spool, Incl 16 - 18
16		NSS		2	NOT SERVICED SEPARATELY, Seal, Lip Seal Incl in 15
17		NSS		2	NOT SERVICED SEPARATELY, Wiper Incl in 15
18		NSS		2	NOT SERVICED SEPARATELY, Retainer, Seal Incl in 15
19		360591A1		2	RESTRICTOR, Spring
20		352796A1		1	PACKAGE, O-Ring, Spool, Retrofit, Incl 21 - 28
21		D88728		2	O-RING, Seal
22		D88729		2	WASHER, Seal
23		D88730		2	WASHER, Seal
24		N8194		1	PLATE, LARGE, Retainer
25		357163A1		1	RETAINER, Boot
26		357164A1		1	BOOT, Dust
27		61-3258		2	HEX SOC SCREW, Hex Soc Hd, 1/4"-20 x 1/2"
28		102201A1		2	HEX SOC SCREW, Hex Soc Hd, 1/4"-20 x 7/8"

586H 588H

FLOW CONTROL VALVE



35.355.08

p1

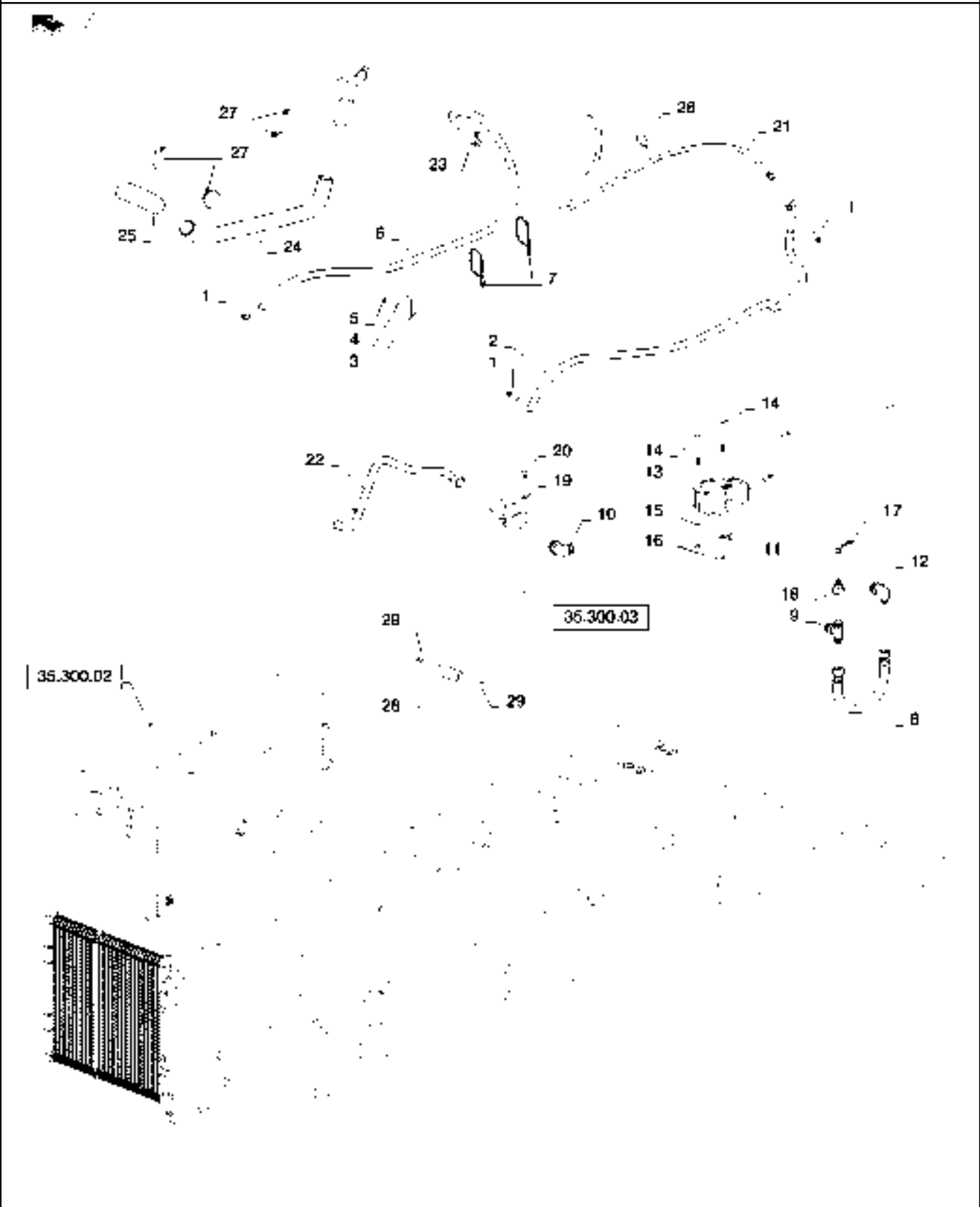
07/12

FLOW CONTROL VALVE

REF	FN	PART NUMBER	YR/SN	QTY	DESCRIPTION
1		87548326		1	HYDRAULIC VALVE, Flow Control; 121.4 mm (4-25/32 in) x 187.8 (7-13/32); Incl 2 - 11
2		NSS		1	NOT SERVICED SEPARATELY, Body Incl in 1
3		NSS		1	NOT SERVICED SEPARATELY, Spool Incl in 1
4		D82777		1	SPRING, Spool
5		87549581		1	VALVE, PRESSURE RELIEF, Flow Control Relief Valve Cartridge Incl 6 - 7
6		NSS		1	NOT SERVICED SEPARATELY, Cartridge Incl in 5
7		237-6008		1	O-RING, 0.176" ID x 0.316" OD x 0.07"
8		S114009		1	PLUG, Valve
9		237-6010		1	O-RING, 0.239" ID x 0.379" OD x 0.07"
10		86512512		1	PLUG, Hex Hd, 7/8"-14 ORB, Incl 11
11		237-6010		1	O-RING, 0.239" ID x 0.379" OD x 0.07"

586H 588H

HYDRAULIC LINE INSTALLATION



35.540.00

p1

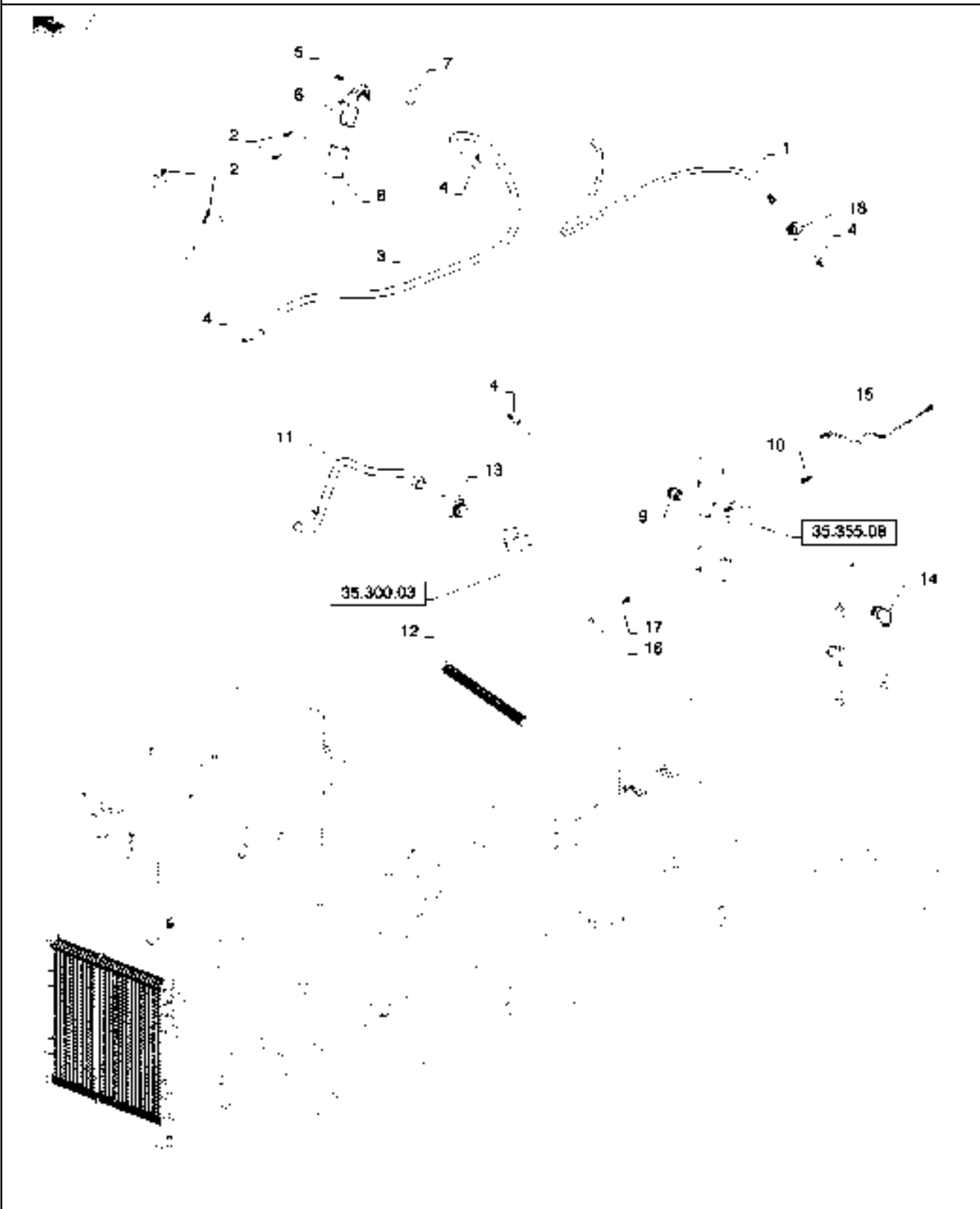
07/12

HYDRAULIC LINE INSTALLATION

REF	FN	PART NUMBER	YR/SN	QTY	DESCRIPTION
1		328186A1		2	HOSE CLAMP, Constant Torque
2		{84497367}		1	To Cooler
3		D39696		1	CLAMP, 25.4 DIA
4		892-11010		1	LOCK WASHER, M10
5		829-1410		1	NUT, M10, CI 10
6		87741914		1	HOSE, 16.00 mm ID x 1920 mm, SAE 100R6, Cooler To Pump
7		L18331		2	CABLE STRAP, Nylon 15 Inch
8		87741915		1	HOSE ASSY., Pump Outlet To Priority
9		218-5185		1	TEE, 1 1/16"-12, 37° x 1 1/16"-12, O-Ring Br, Incl O-Ring
10		218-5110		1	ELBOW, 90°, 1 5/16"-12, 37° x 1 5/16"-12, O-Ring, Incl O-Ring
11		515-23159		1	CLAMP, 5/8", Insul, 3/8" Bolt
12		218-5118		1	ELBOW, 90°, 1 1/16"-12, 37° x 1 5/16"-12, O-Ring, Incl O-Ring
13		87548326		1	HYDRAULIC VALVE, Flow Divider
14		814-8090		2	BOLT, Hex, M8 x 90, 8.8
15		892-11008		5	LOCK WASHER, M8
16		829-1408		5	NUT, M8, CI 10
17		H434163		1	DUST CAP, For Coupler
18		D137625		1	QUICK MALE COUPLING, Nipple
19		87655046		9	SPECIAL WASHER, M10
20		614-10020		9	BOLT, Hex, M10 x 20, 8.8, Full Thd
21		131676A1		1	HOSE, Brake Fill
22		84484539		1	TUBE, Return Filter To Tank
23		328186A1		4	HOSE CLAMP, Torque
24		84348013		1	TUBE, Suction
25		282497A1		1	HYDRAULIC HOSE, 51.00 mm ID x 102.00 mm, SAE 30R7
26		L11541		1	CABLE STRAP, 7 - 8 Inch Black Nylon
27		259044A1		4	CLAMP, Hose
28		D38435		1	HOSE, Return Tube Coupler
29		214-1420		1	HOSE CLAMP, #20, 0.81/1.75 Type F Worm

586H 588H

HYDRAULIC LINES FILTER TO PRIORITY VALVE



35.540.01

p1

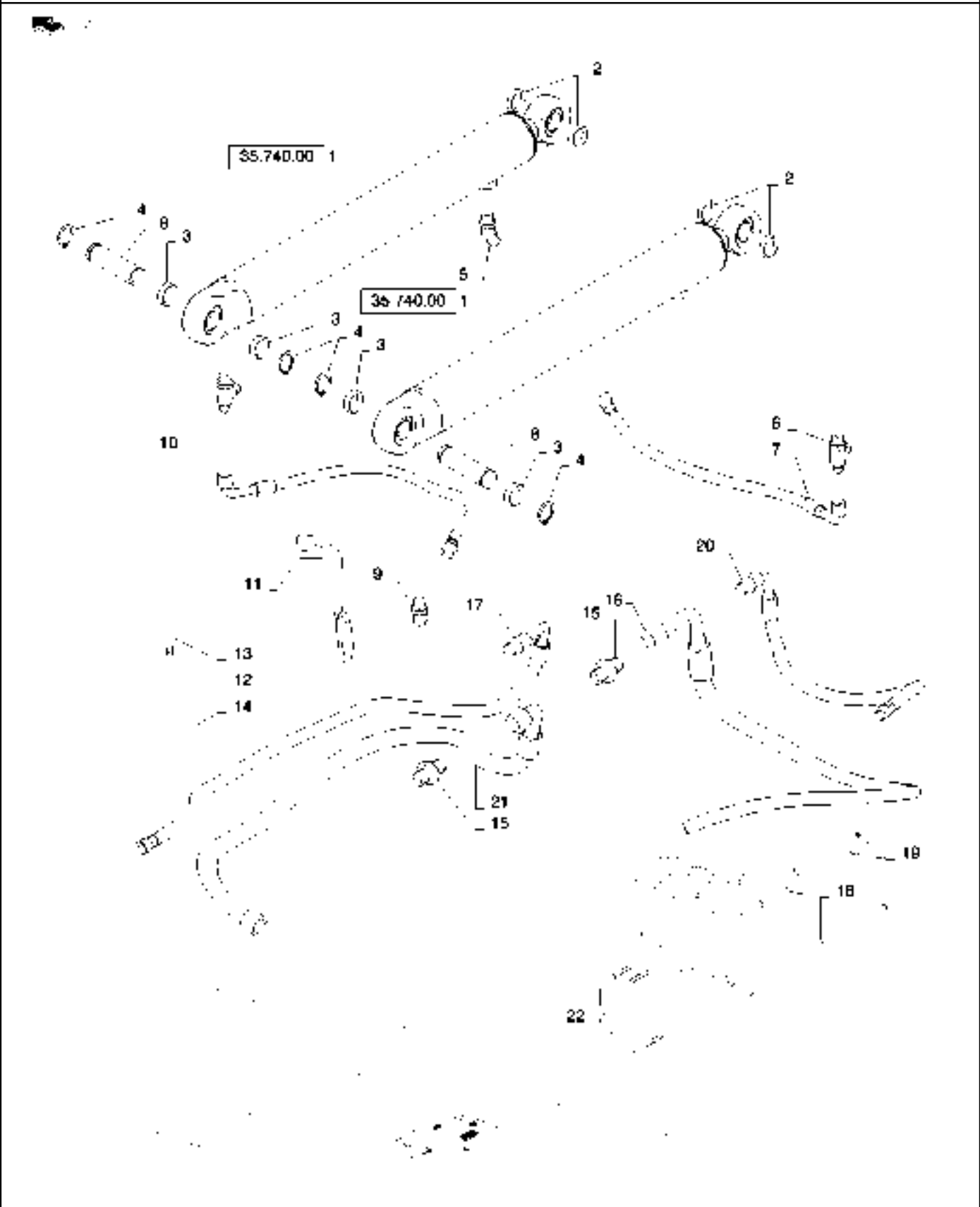
07/12

HYDRAULIC LINES FILTER TO PRIORITY VALVE

REF	FN	PART NUMBER	YR/SN	QTY	DESCRIPTION
1		131676A1		1	HOSE, Brake Fill
2		259044A1		4	CLAMP, Constant Torque
3		87741914		1	HOSE, 16.00 mm ID x 1920 mm, SAE 100R6, Cooler To Pump
4		328186A1		1	HOSE CLAMP, Constant Torque
5		864-12030		3	HEX SOC SCREW, Hex Soc Hd, M12 x 30, 8.8
6		87434257		1	FLANGE ASSY, Pump Inlet
7		238-5228		1	O-RING, -228, 70 Duro, 2.234" ID x .139" Thk
8		87306307		1	HOSE, 50.80 mm ID x 105 mm, Suction
9		218-5069		1	HYD CONNECTOR, 1 5/16"-12, 37° x 1 5/16"-12, O-Ring
10		218-5103		1	ELBOW, 90°, 7/16"-20, 37° x 7/16"-20, O-Ring, Incl O-Ring
11		84484539		1	TUBE, Return Filter To Tank
12		D132982		1	PADDLE, Hose Guard
13		329698A1		1	TEE, Incl O-Ring
14		218-5118		1	ELBOW, 90°, 1 1/16"-12, 37° x 1 5/16"-12, O-Ring, Incl O-Ring
15		84173093		1	TUBE, Priority Sense
16		87655043		4	SPECIAL WASHER, M12
17		514-832		4	BOLT, Hex, M12 x 1.25 x 35, 8.8, Full Thd
18		301104A1		1	FITTING, Incl O-Ring

586H 588H

HYDRAULIC LINE SPOOL VALVE TO TILT CYLINDER



35.540.02

p1

07/12

HYDRAULIC LINE SPOOL VALVE TO TILT CYLINDER

REF	FN	PART NUMBER	YR/SN	QTY	DESCRIPTION
1		84426790		2	HYDRAULIC CYLINDER, Tilt
2		353741A1		4	SPACER, Tilt Cylinder
3		353738A1		4	SPACER, Tilt Cylinder
4		103-16125		4	SNAP RING, #125, Ext
5		218-5136		2	ELBOW, 45°, 3/4"-16, 37° x 3/4"-16, O-Ring, Incl O-Ring
6		218-5242		2	TEE, 3/4"-16, 37° x 3/4"-18, O-Ring Run, Incl O-Ring
7		338512A1		1	HOSE, Tilt Cylinder Crossover
8		329697A1		2	PIN, Heat Treated
9		218-5106		1	ELBOW, 90°, 3/4"-16, 37° x 3/4"-16, O-Ring, Incl O-Ring
10		87477286		1	HOSE ASSY., Tilt Cylinder Crossover
11		84476115		1	BRACKET, Hose Support Left Hand
12		87655046		9	SPECIAL WASHER, M10
13		614-10020		9	BOLT, Hex, M10 x 20, 8.8, Full Thd
14		515-25254		1	CLAMP, 1", Insul, 1/2" Bolt
15		218-5064		2	HYD CONNECTOR, 1 1/16"-12, 37° x 1 1/16"-12, O-Ring, Incl O-Ring
16		347910A1		1	HOSE, Return
17		338510A1		1	HOSE, Valve To Tilt Cylinder Head
18		892-11008		5	LOCK WASHER, M8
19		829-1408		5	NUT, M8, CI 10
20		338511A2		1	HOSE ASSY., Valve To Tilt Cylinder Rod
21		347911A1		1	HOSE, Power Beyond 2 Spool
22		814-8070		3	BOLT, Hex, M8 x 70, 8.8

586H 588H

35.540.03

p1

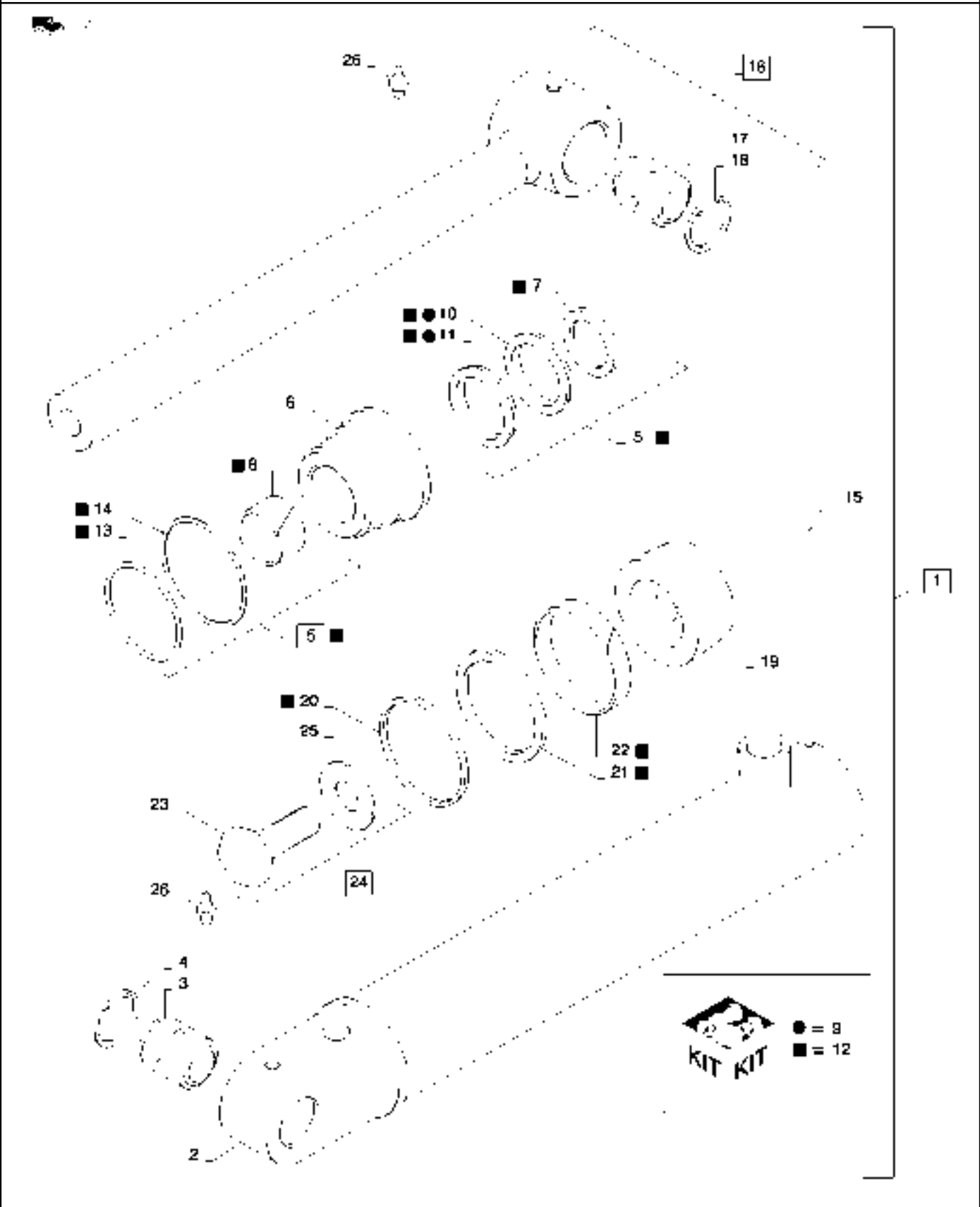
07/12

HYDRAULIC LINES SPOOL VALVE TO SIDE SHIFT CYLINDER

REF	FN	PART NUMBER	YR/SN	QTY	DESCRIPTION
1		327149A1		1	CYLINDER, Side Shift
2		84476116		1	BRACKET, Hose Support Right Side
3		D30609		2	PIN, Pivot
4		495-81069		4	WASHER, 1 1/32" x 1 1/2" x .060"
5		D25277		4	SNAP RING, 1 Inch
6		218-5059		1	HYD CONNECTOR, 3/4"-16, 37° x 3/4"-16, O-Ring, Incl O-Ring
7		347912A1		1	HOSE, Valve To Shift Cylinder
8		336547A1		1	HOSE, Valve To Shift Cylinder
9		218-5136		2	ELBOW, 45°, 3/4"-16, 37° x 3/4"-16, O-Ring, Incl O-Ring
10		218-5060		4	HYD CONNECTOR, 3/4"-16, 37° x 7/8"-14, O-Ring, Incl O-Ring
11		218-5107		1	ELBOW, 90°, 7/8"-14, 37° x 7/8"-14, O-Ring, Incl O-Ring
12		336653A1		1	HOSE, Valve To Lift Manifold

586H 588H

CYLINDER ASSEMBLY FORK LIFT TILT



35.740.00

p1

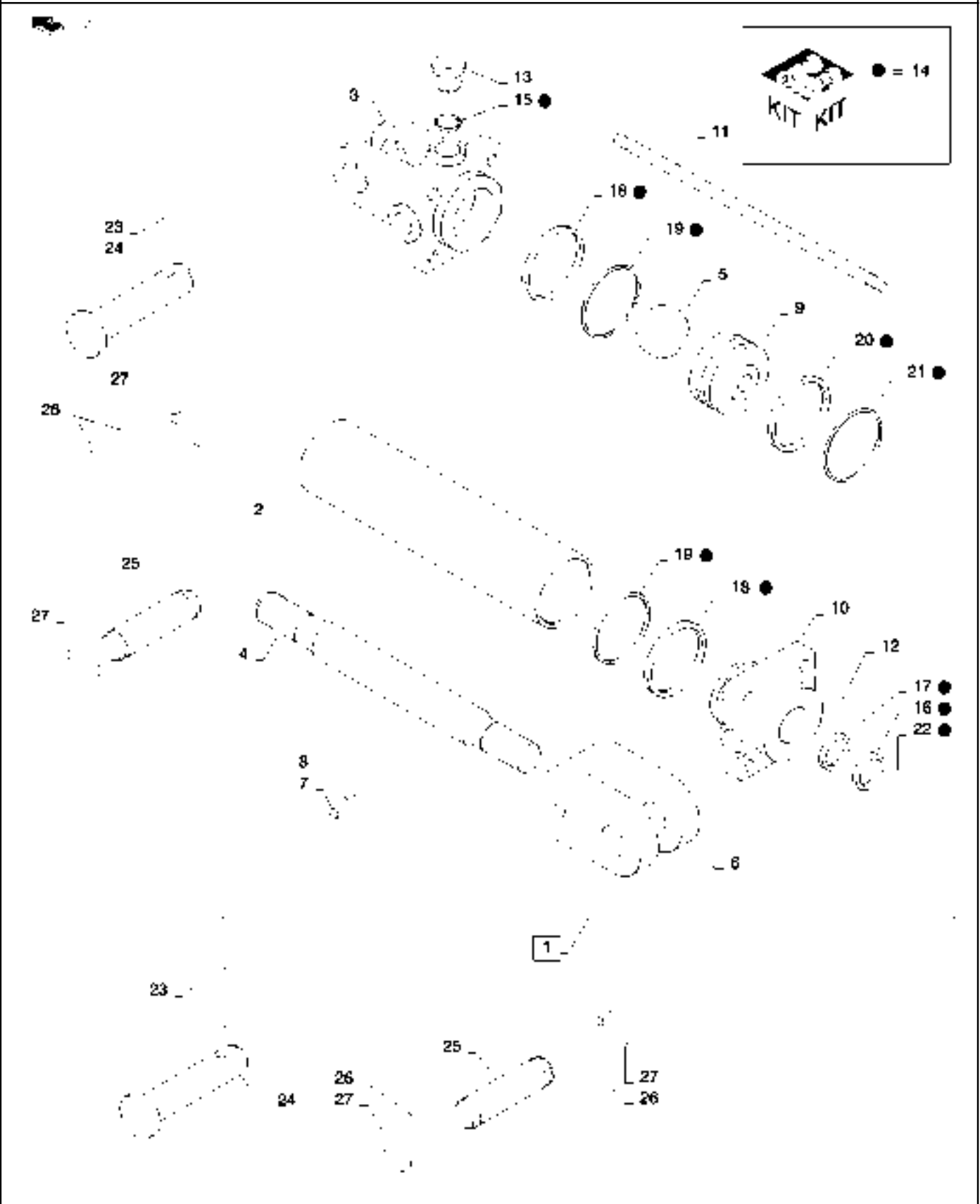
07/12

CYLINDER ASSEMBLY FORK LIFT TILT

REF	FN	PART NUMBER	YR/SN	QTY	DESCRIPTION
1		84426790		2	HYDRAULIC CYLINDER, 76 ID x 560 mm strk, Forklift Tilt, Incl 2 - 26
2		NSS		1	NOT SERVICED SEPARATELY, Tube Incl in 1
3		D46620		1	BEARING, 31.76 mm ID x 50.81 mm OD x 23.81 mm, Bushing
4		103-21200		2	SNAP RING, 2", Int, #200
5		1542964C1		1	GLAND, Gland, Assy Cylinder Incl in 6 and 12
6		297280A1		1	GLAND
7		NSS		1	NOT SERVICED SEPARATELY, Seal Incl in 12
8		NSS		1	NOT SERVICED SEPARATELY, Bushing Incl in 12
9		1542874C1		1	SEAL KIT, Incl 10 - 11
10		NSS		1	NOT SERVICED SEPARATELY, Seal Incl in 12
11		NSS		1	NOT SERVICED SEPARATELY, Incl in 12
12		1543256C1		1	SEAL KIT, Incl 7 - 11, 13,14 20 - 22
13		NSS		1	NOT SERVICED SEPARATELY, O-Ring Incl in 12
14		NSS		1	NOT SERVICED SEPARATELY, Ring Incl in 12
15		86642312		1	SELF-TAP SCREW, Hex Hd, #8 x 3/8"
16		318882A1		1	ROD ASSY., Incl 17 , 18
17		D46620		1	BEARING, 31.76 mm ID x 50.81 mm OD x 23.81 mm
18		103-21200		2	SNAP RING, 2", Int, #200
19		G108518		1	PISTON
20		NSS		1	NOT SERVICED SEPARATELY, Seal Incl in 12
21		NSS		1	NOT SERVICED SEPARATELY, Seal Incl in 12
22		NSS		1	NOT SERVICED SEPARATELY, Wear Ring Incl in 12
23		25863R1		1	BOLT, Hex, 3/4-16 x 2 1/2", G8
24		86982435		1	SPECIAL BOLT, Bolt And Washer Assy Incl 23 , 25
25		G32317		1	WASHER
26		219-1		2	LUBE NIPPLE, 1/8"-27 x .66 lg

586H 588H

CYLINDER ASSEMBLY SIDESHIFT



35.740.01

p1

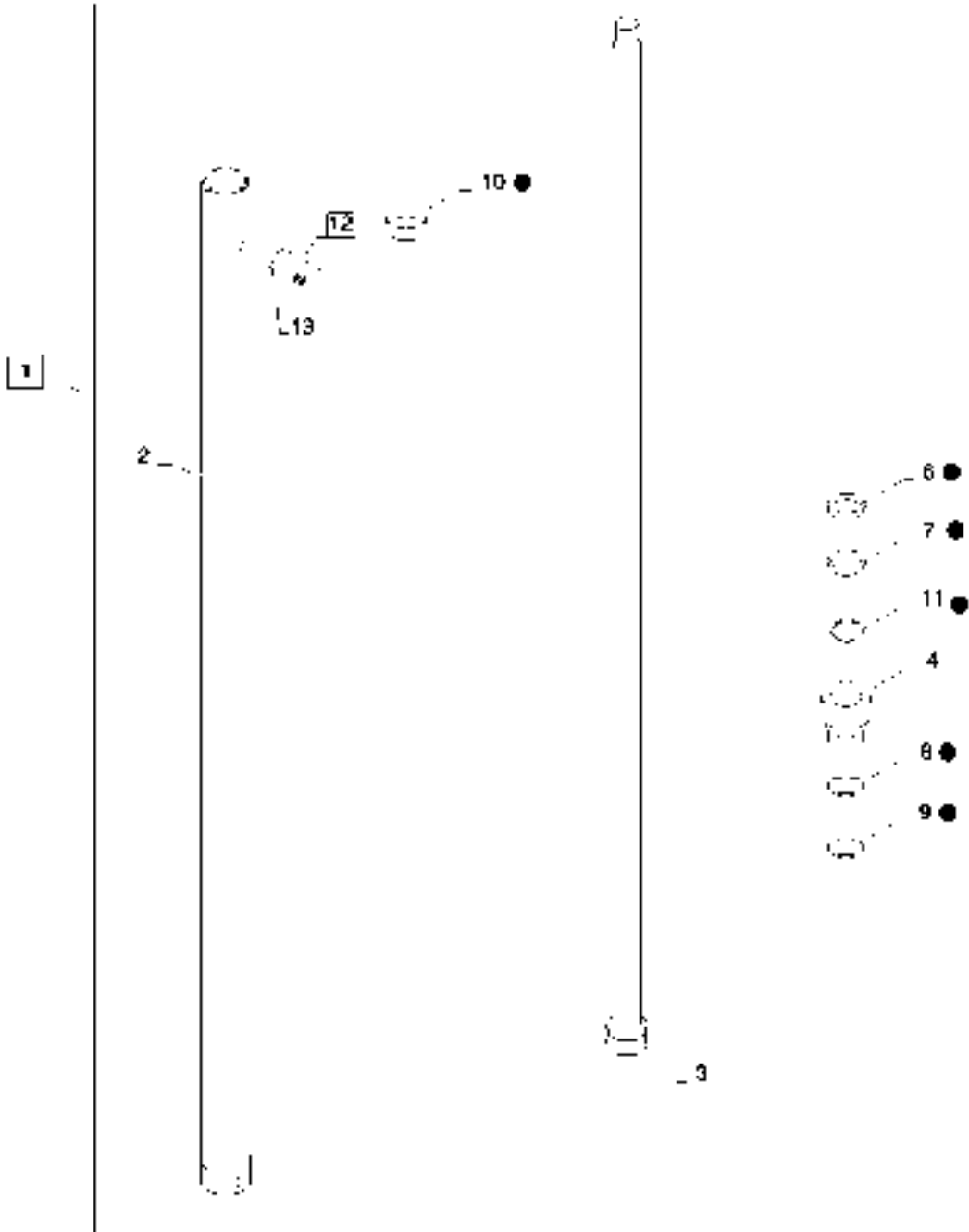
07/12

CYLINDER ASSEMBLY SIDESHIFT

REF	FN	PART NUMBER	YR/SN	QTY	DESCRIPTION
1		327149A1		1	CYLINDER, 2.5" Bore 1.25" Rod, Side Shift Incl 2 - 22
2		NSS		1	NOT SERVICED SEPARATELY, 2.5" Bore Side Shift Cylinder Tube Incl in 1
3		1272766C1		1	HEAD, 2.5" Bore 1" Pin Bore
4		344529A1		1	SHAFT, 1.25" Diameter
5		H438714		1	NUT, Lock
6		145233C1		1	CLEVIS, 1" Pin Bore
7		145453C1		1	PLUG, Nylon Set Screw
8		483-1386		1	SET SCREW, Hex Soc, 3/8"-16 x 3/8"
9		145221C3		1	PISTON, 2.5" Bore 1.25" Rod Side Shift Cylinder
10		1272767C1		1	CYLINDER END CAP, 1.25" Rod
11		341594A1		4	TRUSS ROD, 7/16" - 14 Thread
12		425-107		4	NUT, 7/16"-14, G5
13		143204A1		1	PLUG, 3/4" -16 O-Ring
14		79975C2		1	SEAL, Kit Seal Replacement, Incl 15 - 22
15		NSS		1	NOT SERVICED SEPARATELY, O-Ring Incl in 14
16		NSS		1	NOT SERVICED SEPARATELY, Wiper Rod Incl in 14
17		NSS		1	NOT SERVICED SEPARATELY, Seal Incl in 14
18		NSS		2	NOT SERVICED SEPARATELY, Ring, Backup Incl in 14
19		NSS		2	NOT SERVICED SEPARATELY, O-Ring Incl in 14
20		NSS		1	NOT SERVICED SEPARATELY, Seal Incl in 14
21		NSS		1	NOT SERVICED SEPARATELY, O-Ring Incl in 14
22		NSS		1	NOT SERVICED SEPARATELY, O-Ring Incl in 14
23		432-828		4	COTTER PIN, 1/8" x 1 3/4"
24		1266753C1		2	PIN, 89mm
25		D30609		2	PIN, 1" Diameter 3 3/4" Length
26		495-81069		4	WASHER, 1 1/32" x 1 1/2" x .060"
27		D25277		4	SNAP RING, 1" Pin

586H 588H

CYLINDER ASSEMBLY MAST LIFT 6000 LB 15 FEET



35.740.02

p1

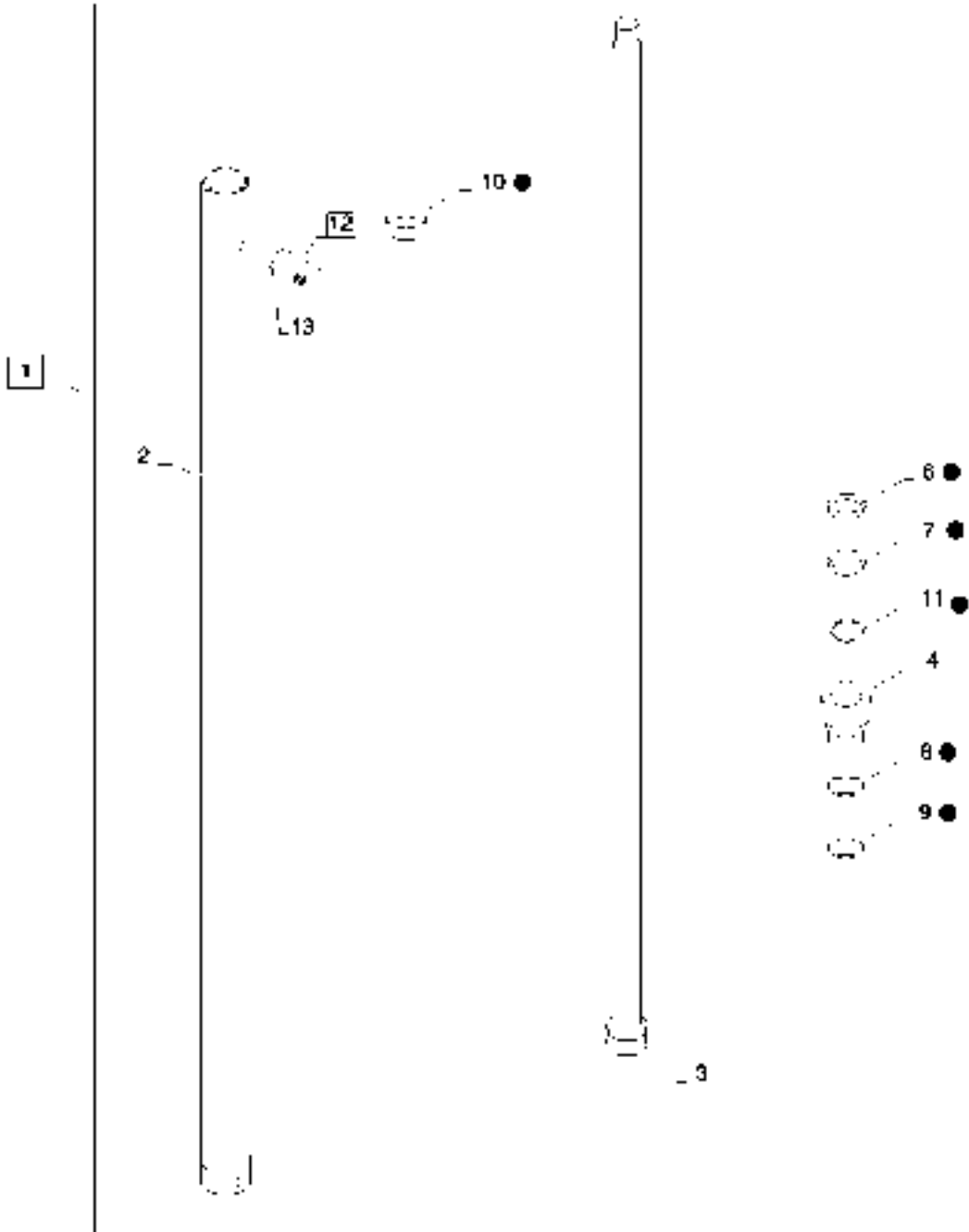
05/12

CYLINDER ASSEMBLY MAST LIFT 6000 LB 15 FEET

REF	FN	PART NUMBER	YR/SN	QTY	DESCRIPTION
1		341187A1		2	CYLINDER ASSY., Rail, Mast Lift, Incl 2 - 13
2		NSS		1	NOT SERVICED SEPARATELY, Tube Incl in 1
3		337736A1		1	PISTON ROD, Incl Piston
4		337737A1		1	NUT, Gland
5		337742A1		1	KIT, Seal, Incl 6 - 11
6		NSS		1	NOT SERVICED SEPARATELY, Wiper Incl in 5
7		NSS		1	NOT SERVICED SEPARATELY, Cup Incl in 5
8		NSS		1	NOT SERVICED SEPARATELY, O-Ring Incl in 5
9		NSS		1	NOT SERVICED SEPARATELY, Back Up Ring Incl in 5
10		NSS		1	NOT SERVICED SEPARATELY, Ring Incl in 5
11		NSS		1	NOT SERVICED SEPARATELY, Buffer Seal Incl in 5
12		278548		1	PLUG, Hex Soc, 7/16"-20 ORB, Incl 13
13		NSS		1	NOT SERVICED SEPARATELY, O-Ring Incl in 12

586H 588H

CYLINDER ASSEMBLY MAST LIFT 6000 LB 22 FEET



35.740.03

p1

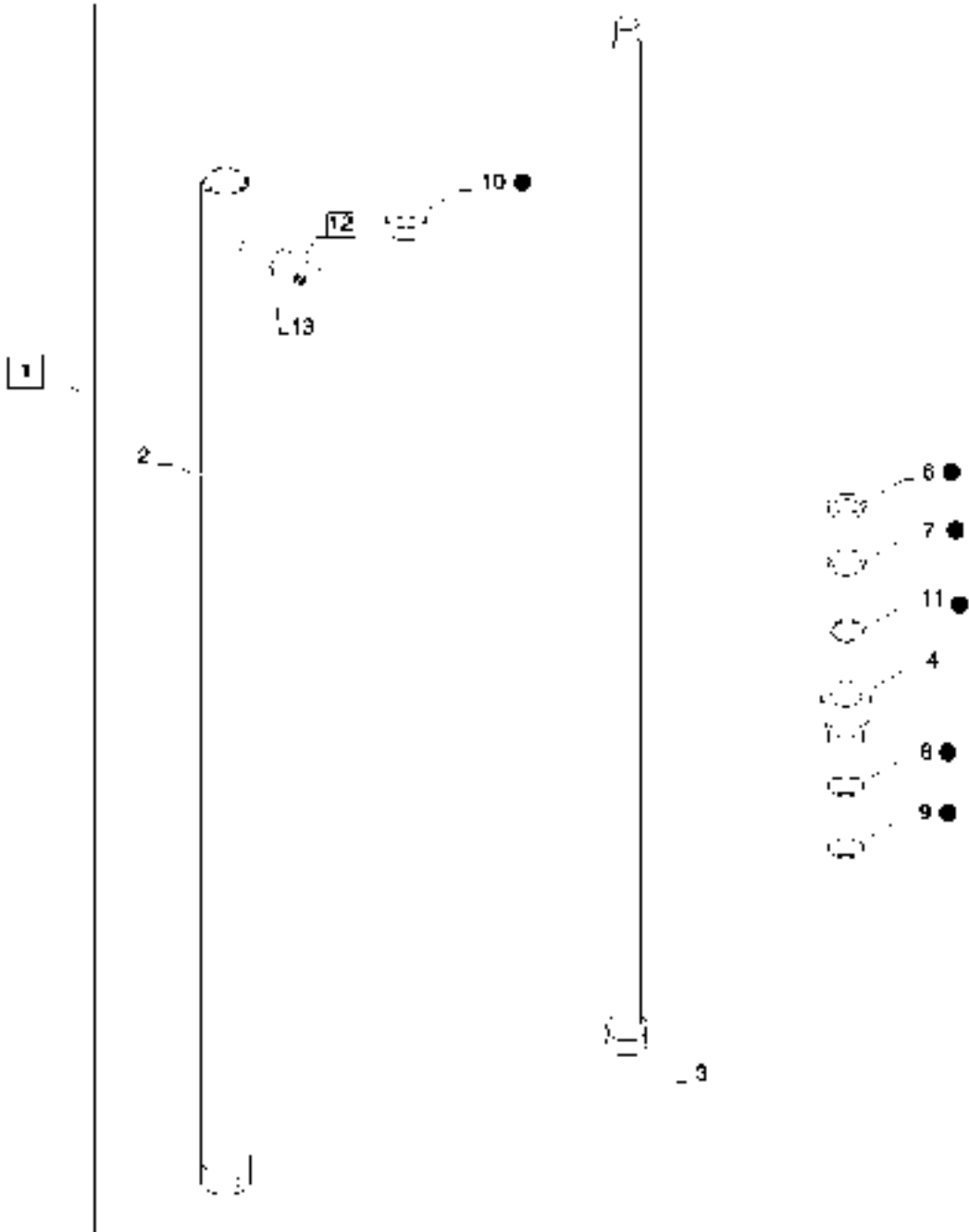
05/12

CYLINDER ASSEMBLY MAST LIFT 6000 LB 22 FEET

REF	FN	PART NUMBER	YR/SN	QTY	DESCRIPTION
1		341153A1		2	CYLINDER ASSY., Rail, Mast Lift, Incl 2 - 13
2		NSS		1	NOT SERVICED SEPARATELY, Tube Incl in 1
3		337773A1		1	PISTON ROD, Incl Piston
4		360618A1		1	NUT, Gland
5		362347A1		1	KIT, Seal, Incl 6 - 11
6		NSS		1	NOT SERVICED SEPARATELY, Wiper Incl in 5
7		NSS		1	NOT SERVICED SEPARATELY, Cup Incl in 5
8		NSS		1	NOT SERVICED SEPARATELY, O-Ring Incl in 5
9		NSS		1	NOT SERVICED SEPARATELY, Back Up Ring Incl in 5
10		NSS		1	NOT SERVICED SEPARATELY, Wear Ring Incl in 5
11		NSS		1	NOT SERVICED SEPARATELY, Buffer Seal Incl in 5
12		278548		1	PLUG, Hex Soc, 7/16"-20 ORB, Incl 13
13		NSS		1	NOT SERVICED SEPARATELY, O-Ring Incl in 12

586H 588H

CYLINDER ASSEMBLY MAST LIFT 8000 LB 15 FEET



35.740.04

p1

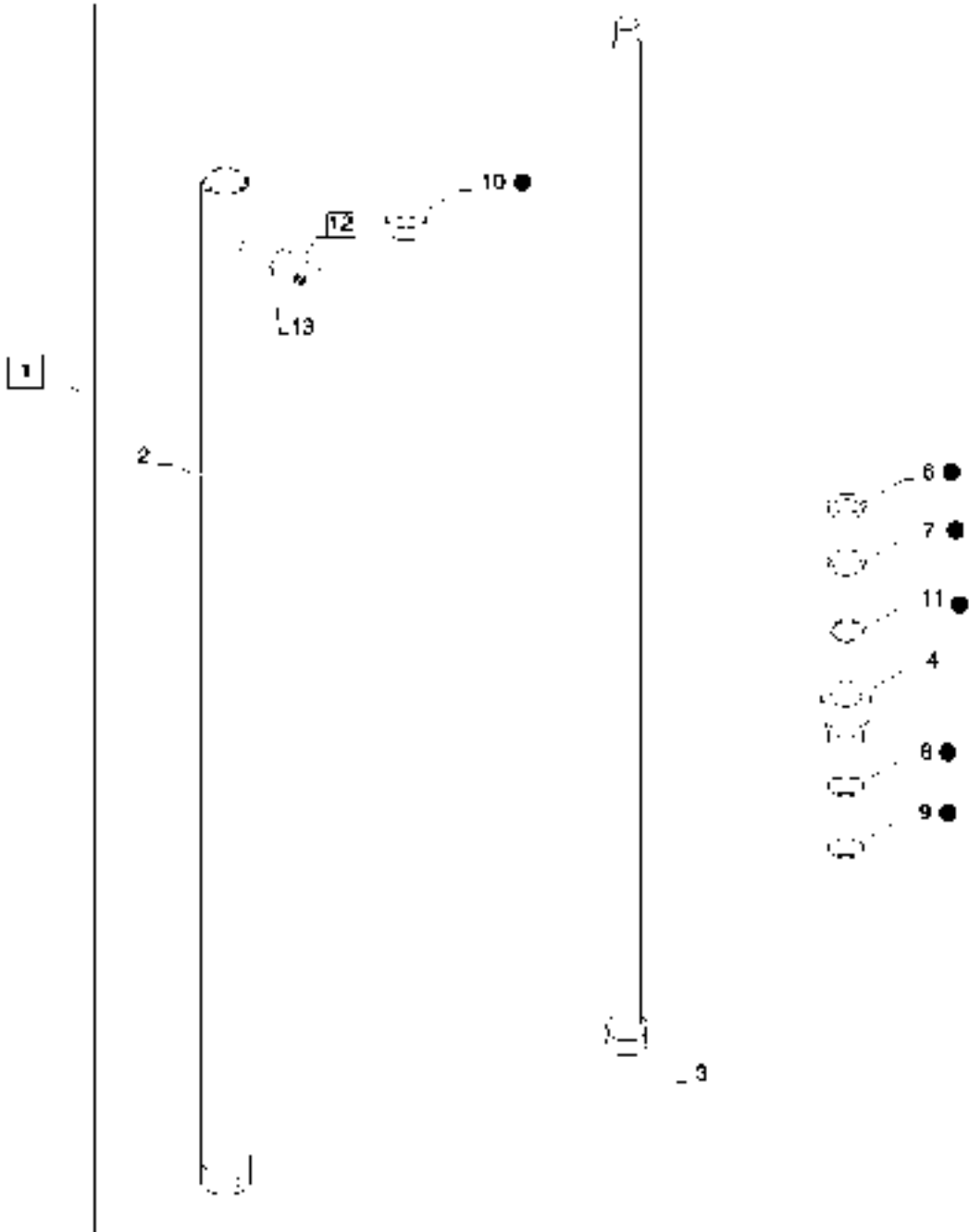
05/12

CYLINDER ASSEMBLY MAST LIFT 8000 LB 15 FEET

REF	FN	PART NUMBER	YR/SN	QTY	DESCRIPTION
1		341194A1		2	CYLINDER ASSY., Rail, Mast Lift, Incl 2 - 13
2		NSS		1	NOT SERVICED SEPARATELY, Tube Incl in 1
3		337760A1		1	PISTON ROD, Incl Piston
4		360618A1		1	NUT, Gland
5		362347A1		1	KIT, Seal, Incl 6 - 11
6		NSS		1	NOT SERVICED SEPARATELY, Wiper Incl in 5
7		NSS		1	NOT SERVICED SEPARATELY, Cup Incl in 5
8		NSS		1	NOT SERVICED SEPARATELY, O-Ring Incl in 5
9		NSS		1	NOT SERVICED SEPARATELY, Back Up Ring Incl in 5
10		NSS		1	NOT SERVICED SEPARATELY, Wear Ring Incl in 5
11		NSS		1	NOT SERVICED SEPARATELY, Buffer Seal Incl in 5
12		278548		1	PLUG, Hex Soc, 7/16"-20 ORB, Incl 13
13		NSS		1	NOT SERVICED SEPARATELY, Incl in 12

586H 588H

CYLINDER ASSEMBLY MAST LIFT 8000 LB 22 FEET



35.740.05

p1

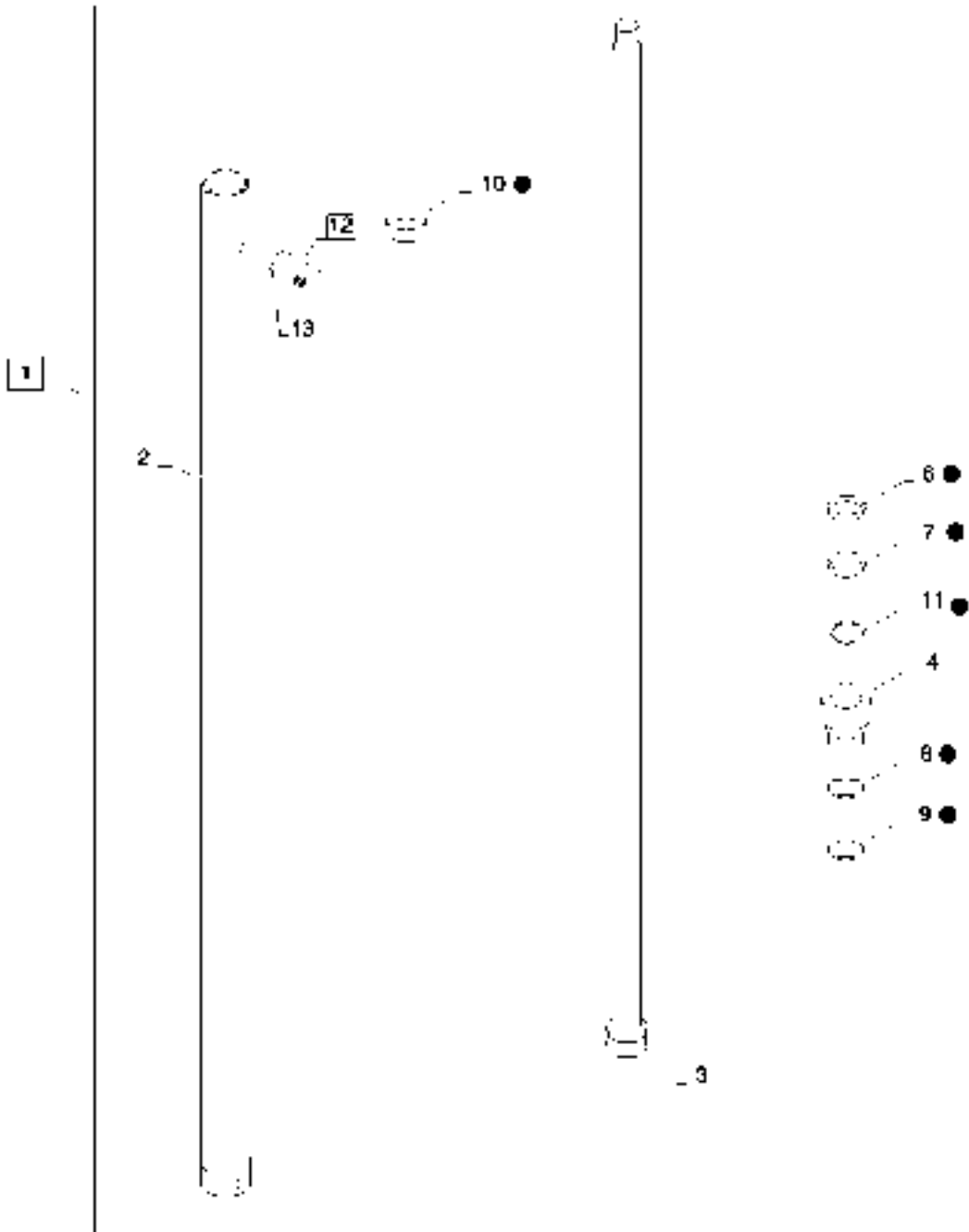
05/12

CYLINDER ASSEMBLY MAST LIFT 8000 LB 22 FEET

REF	FN	PART NUMBER	YR/SN	QTY	DESCRIPTION
1		337689A1		2	CYLINDER ASSY., Rail, Mast Lift Incl 2 - 13
2		NSS		1	NOT SERVICED SEPARATELY, Tube Incl in 1
3		337691A1		1	PISTON ROD, Incl Piston
4		337692A1		1	NUT, Gland
5		337716A1		1	KIT, Seal, Incl 6 - 11
6		NSS		1	NOT SERVICED SEPARATELY, Wiper Incl in 5
7		NSS		1	NOT SERVICED SEPARATELY, Cup Incl in 5
8		NSS		1	NOT SERVICED SEPARATELY, O-Ring Incl in 5
9		NSS		1	NOT SERVICED SEPARATELY, Back Up Ring Incl in 5
10		NSS		1	NOT SERVICED SEPARATELY, Ring Incl in 5
11		NSS		1	NOT SERVICED SEPARATELY, Buffer Seal Incl in 5
12		278548		1	PLUG, Hex Soc, 7/16"-20 ORB, Incl 12
13		NSS		1	NOT SERVICED SEPARATELY, O-Ring Incl in 12

586H 588H

CYLINDER ASSEMBLY MAST LIFT 6000 LB 22 FEET



35.740.06

p1

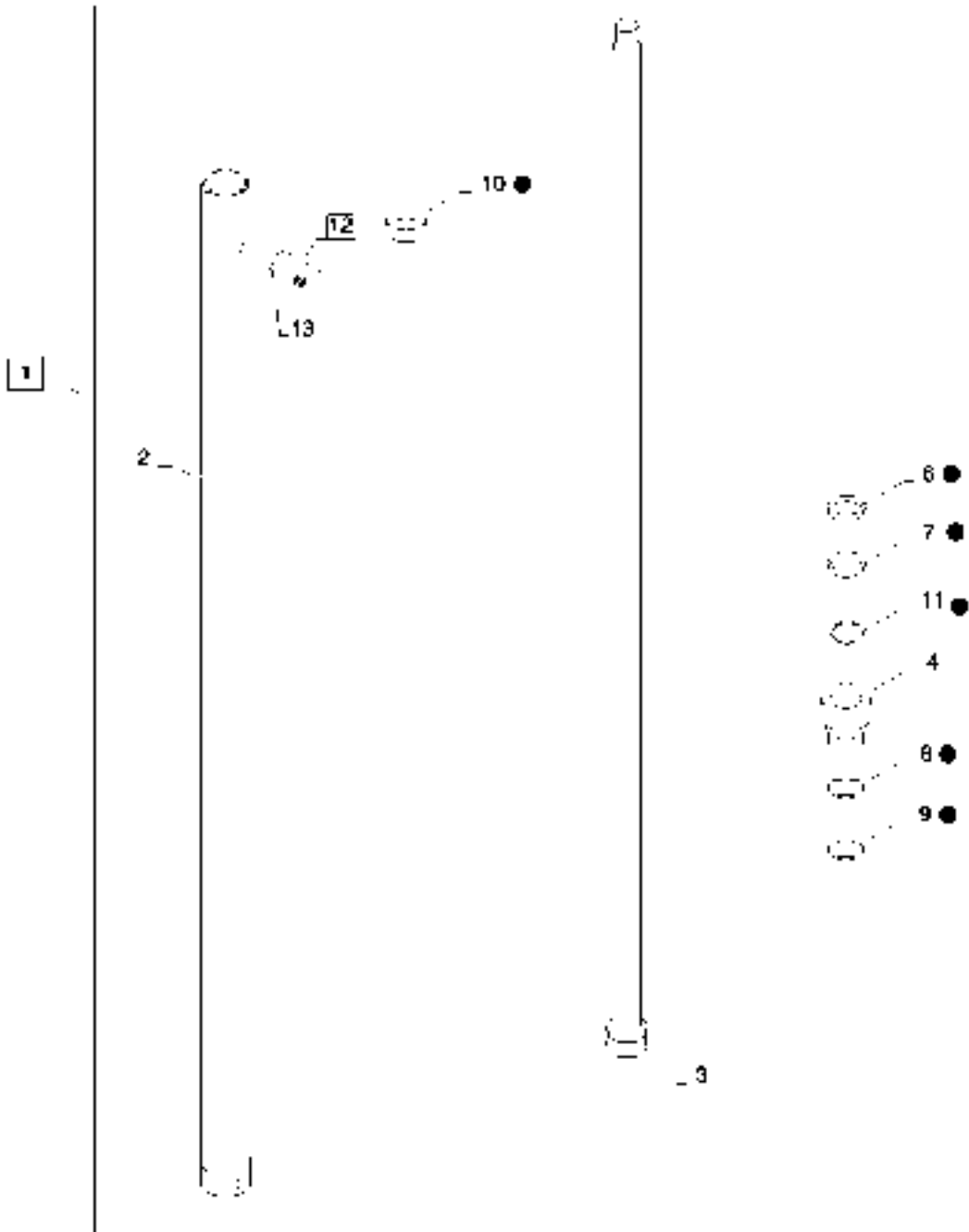
05/12

CYLINDER ASSEMBLY MAST LIFT 6000 LB 22 FEET

REF	FN	PART NUMBER	YR/SN	QTY	DESCRIPTION
1		348729A1		2	CYLINDER ASSY., Rail, Mast Lift, Freelift, Incl 2 - 13
2		NSS		1	NOT SERVICED SEPARATELY, Tube Incl in 1
3		363041A1		1	ROD ASSY., Incl Piston
4		337737A1		1	NUT, Gland
5		337742A1		1	KIT, Seal, Incl 6 - 11
6		NSS		1	NOT SERVICED SEPARATELY, Wiper Incl in 5
7		NSS		1	NOT SERVICED SEPARATELY, Cup Incl in 5
8		NSS		1	NOT SERVICED SEPARATELY, O-Ring Incl in 5
9		NSS		1	NOT SERVICED SEPARATELY, Back Up Ring Incl in 5
10		NSS		1	NOT SERVICED SEPARATELY, Ring Incl in 5
11		NSS		1	NOT SERVICED SEPARATELY, Buffer Seal Incl In 5
12		278548		1	PLUG, Hex Soc, 7/16"-20 ORB, Incl 13
13		NSS		1	NOT SERVICED SEPARATELY, O-Ring Incl in 12

586H 588H

CYLINDER ASSEMBLY MAST LIFT 6000 LB 22 FEET



35.740.07

p1

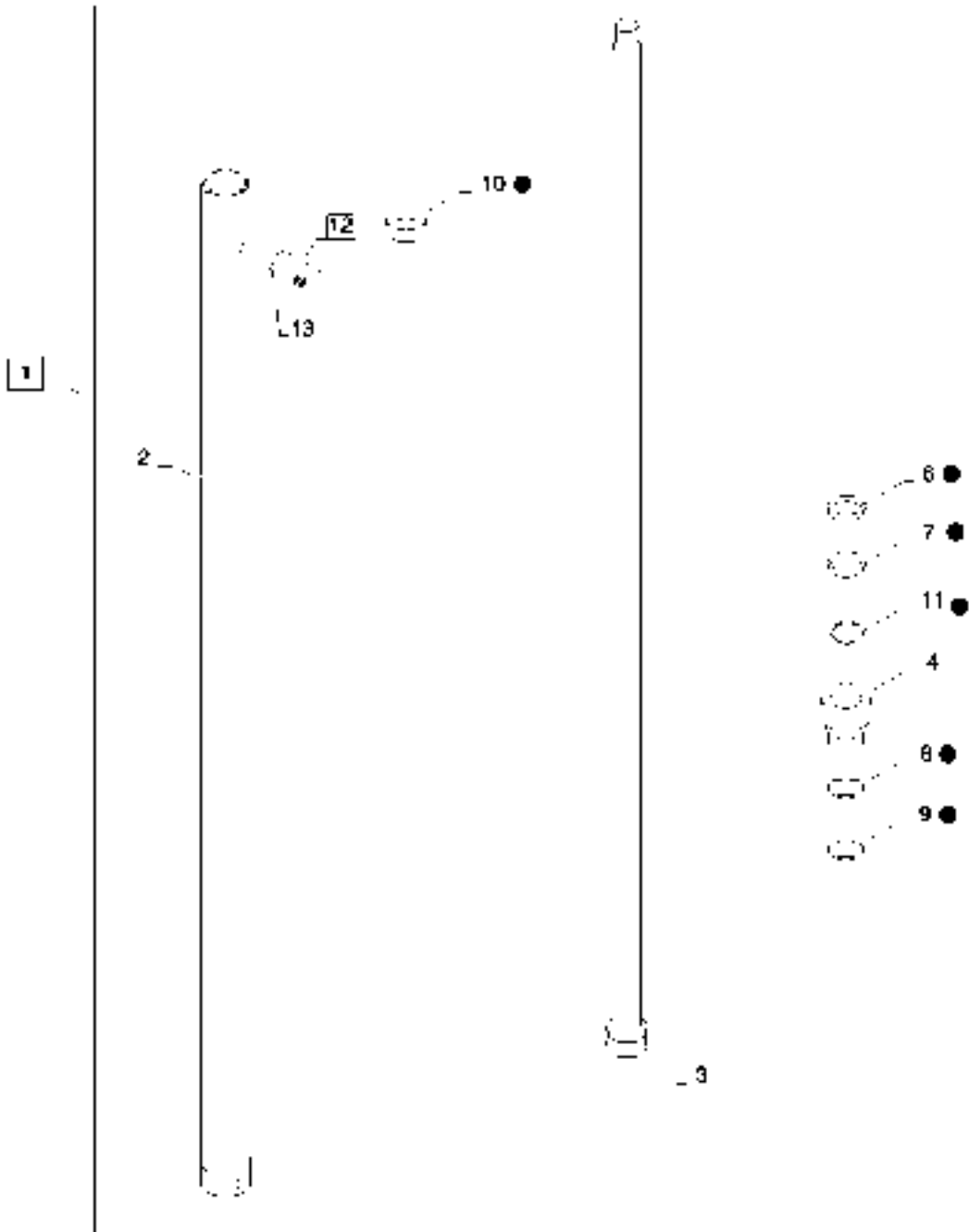
05/12

CYLINDER ASSEMBLY MAST LIFT 6000 LB 22 FEET

REF	FN	PART NUMBER	YR/SN	QTY	DESCRIPTION
1		348743A1		1	CYLINDER ASSY., Mast Lift, Freelif, Incl 2 - 12
2		348744A1		1	TUBE, Tube Incl in 1
3		348745A1		1	PISTON ROD, Incl Piston
4		348746A1		1	NUT, Used On Mast With Serial Number(s) 6ULVR-2673-1098, 6ULVR-2815-1098, 702825-4432-999
4		384720A1		1	NUT ASSY., Used on Mast Without Serial Number(s) 6ULVR-2673-1098, 6ULVR-2815-1098, 702825-4432-999
5		348747A1		1	KIT, Seal, Incl 6 - 11
6		NSS		1	NOT SERVICED SEPARATELY, Wiper Incl in 5
7		NSS		1	NOT SERVICED SEPARATELY, Cup Incl in 5
8		NSS		1	NOT SERVICED SEPARATELY, Ring Incl in 5
9		NSS		1	NOT SERVICED SEPARATELY, O-Ring Incl in 5
10		NSS		1	NOT SERVICED SEPARATELY, Ring Incl in 5
11		NSS		1	NOT SERVICED SEPARATELY, Buffer Seal Incl in 5
12		278548		1	PLUG, Hex Soc, 7/16"-20 ORB, Incl 13
13		NSS		1	NOT SERVICED SEPARATELY, O-Ring Incl in 12

586H 588H

CYLINDER ASSEMBLY MAST LIFT 6000 LB 16 FEET



35.740.08

p1

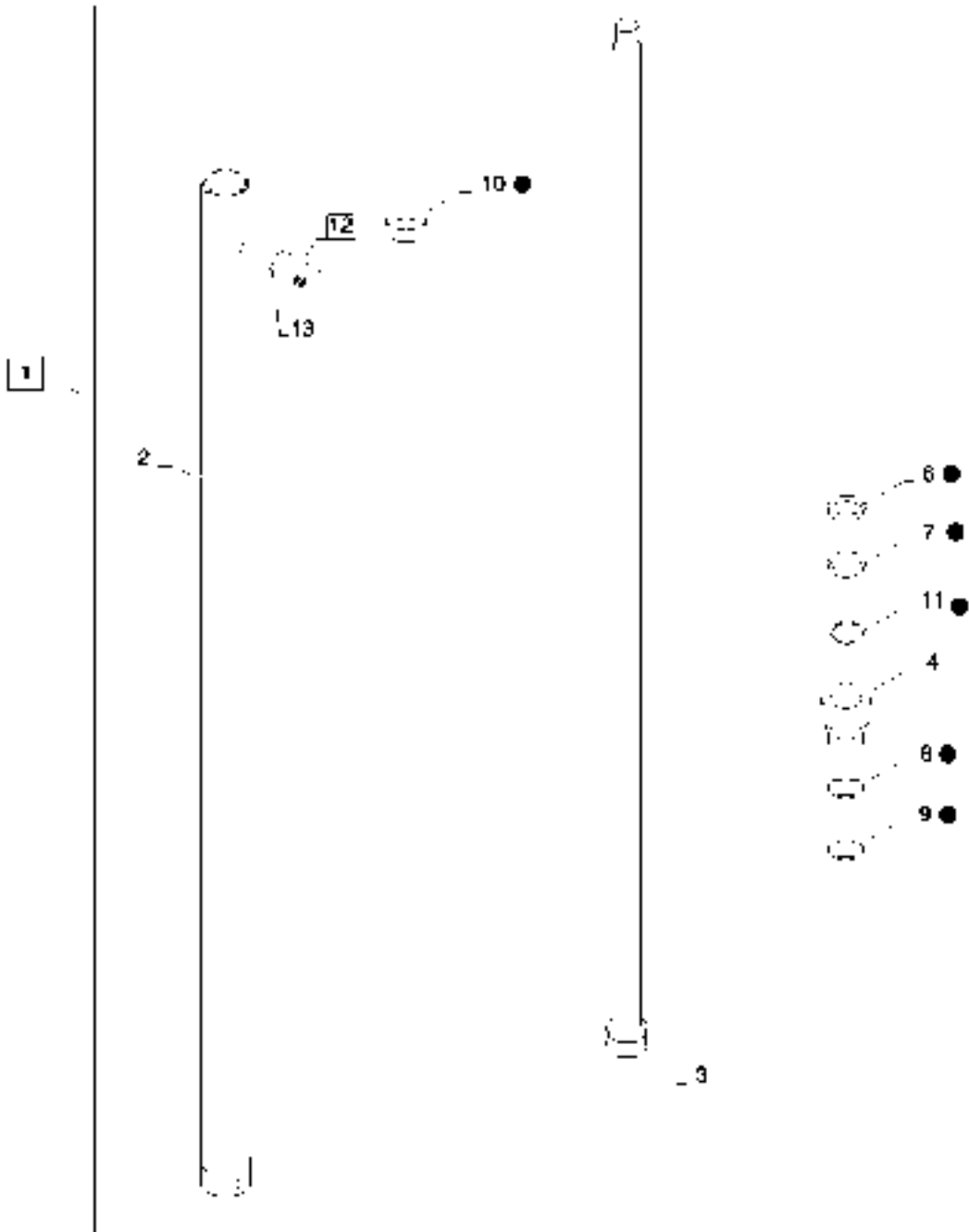
05/12

CYLINDER ASSEMBLY MAST LIFT 6000 LB 16 FEET

REF	FN	PART NUMBER	YR/SN	QTY	DESCRIPTION
1		360792A1		2	CYLINDER ASSY., Rail, Mast Lift, Freelift, Incl 2 - 13
2		NSS		1	NOT SERVICED SEPARATELY, Tube Incl in 1
3		360791A1		1	ROD ASSY., Incl Piston
4		337737A1		1	NUT, Gland
5		337742A1		1	KIT, Seal, Incl 6 - 11
6		NSS		1	NOT SERVICED SEPARATELY, Wiper Incl in 5
7		NSS		1	NOT SERVICED SEPARATELY, Cup Incl in 5
8		NSS		1	NOT SERVICED SEPARATELY, O-Ring Incl in 5
9		NSS		1	NOT SERVICED SEPARATELY, Back Up Ring Incl in 5
10		NSS		1	NOT SERVICED SEPARATELY, Ring Incl in 5
11		NSS		1	NOT SERVICED SEPARATELY, Buffer Seal Incl in 5
12		278548		1	PLUG, Hex Soc, 7/16"-20 ORB, Incl 13
13		NSS		1	NOT SERVICED SEPARATELY, O-Ring Incl in 12

586H 588H

CYLINDER ASSEMBLY MAST LIFT 6000 LB 16 FEET



35.740.09

p1

05/12

CYLINDER ASSEMBLY MAST LIFT 6000 LB 16 FEET

REF	FN	PART NUMBER	YR/SN	QTY	DESCRIPTION
1		360622A1		1	CYLINDER ASSY., Mast Lift, Freelif, Incl 2 - 13
2		NSS		1	NOT SERVICED SEPARATELY, Incl in 1
3		360789A1		1	ROD ASSY., Incl Piston
4		384720A1		1	NUT ASSY., Gland
5		348747A1		1	KIT, Seal, Incl 6 - 11
6		NSS		1	NOT SERVICED SEPARATELY, Wiper Incl in 5
7		NSS		1	NOT SERVICED SEPARATELY, Cup Incl in 5
8		NSS		1	NOT SERVICED SEPARATELY, Ring Incl in 5
9		NSS		1	NOT SERVICED SEPARATELY, O-Ring Incl in 5
10		NSS		1	NOT SERVICED SEPARATELY, Ring Incl in 5
11		NSS		1	NOT SERVICED SEPARATELY, Buffer Seal Incl in 5
12		278548		1	PLUG, Hex Soc, 7/16"-20 ORB, Incl 13
13		NSS		1	NOT SERVICED SEPARATELY, O-Ring Incl in 12

586H 588H

SECTION INDEX

39 - Frames and ballasting


39.000.00	PICTORIAL INDEX, FRAME
39.100.01	FRAME CHASSIS
39.100.02	CHASSIS MAIN WIRE HARNESS INSTALLATION
39.140.01	COUNTERWEIGHT INSTALLATION

39.000.00

p1

05/12

PICTORIAL INDEX, FRAME



38.100.01

39.100.02

39.140.01

39.000.00

p1

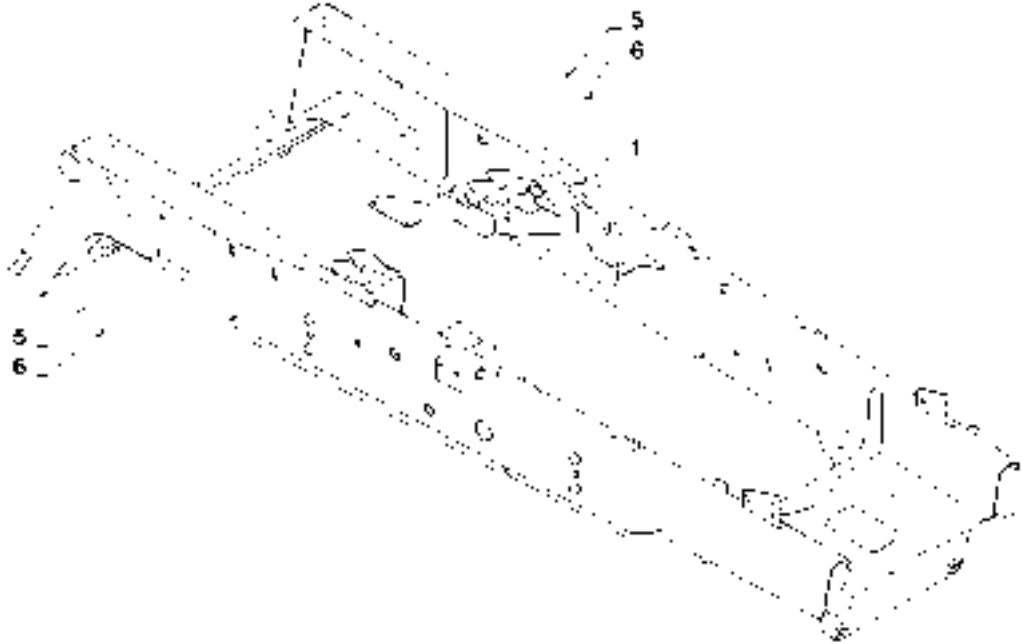

05/12

PICTORIAL INDEX, FRAME

REF	FN	PART NUMBER	YR/SN	QTY	DESCRIPTION
-----	----	-------------	-------	-----	-------------

					586H 588H
--	--	--	--	--	-----------

FRAME CHASSIS



39.100.01

p1

07/12

FRAME CHASSIS

REF	FN	PART NUMBER	YR/SN	QTY	DESCRIPTION
1		84516438		1	FRAME, Chassis Painted
2		9840671		4	BOLT, 10.9 16 X 210
3		315920A1		2	BLOCK, Pinch
4		329457A1		1	SHAFT, Pivot
5		87655044		4	SPECIAL WASHER, M16
6		412066		4	NUT, M16 x 2, CI 8

588H 586H

CHASSIS MAIN WIRE HARNESS INSTALLATION




CHASSIS MAIN WIRE HARNESS INSTALLATION

REF	FN	PART NUMBER	YR/SN	QTY	DESCRIPTION
1		84543640		1	WIRE HARNESS, Main Chassis, See Fig 55.101.02
2		L18331		2	CABLE STRAP, Nylon 15 Inch
3		L11541		1	CABLE STRAP, 7 - 8 Inch Nylon Black

586H 588H

COUNTERWEIGHT INSTALLATION



39.140.01

p1

07/12

COUNTERWEIGHT INSTALLATION

REF	FN	PART NUMBER	YR/SN	QTY	DESCRIPTION
1		84562282		1	COUNTERWEIGHT, 6000 Lbs., For 586H
1		84562280		1	COUNTERWEIGHT, 8000 Lbs., For 588H
2		87655047		2	SPECIAL WASHER, M20
3		496-21081		4	WASHER, 13/16" x 1 1/2" x .179", HDN
4		413-12128		4	BOLT, Hex, 3/4"-10 x 8", G5

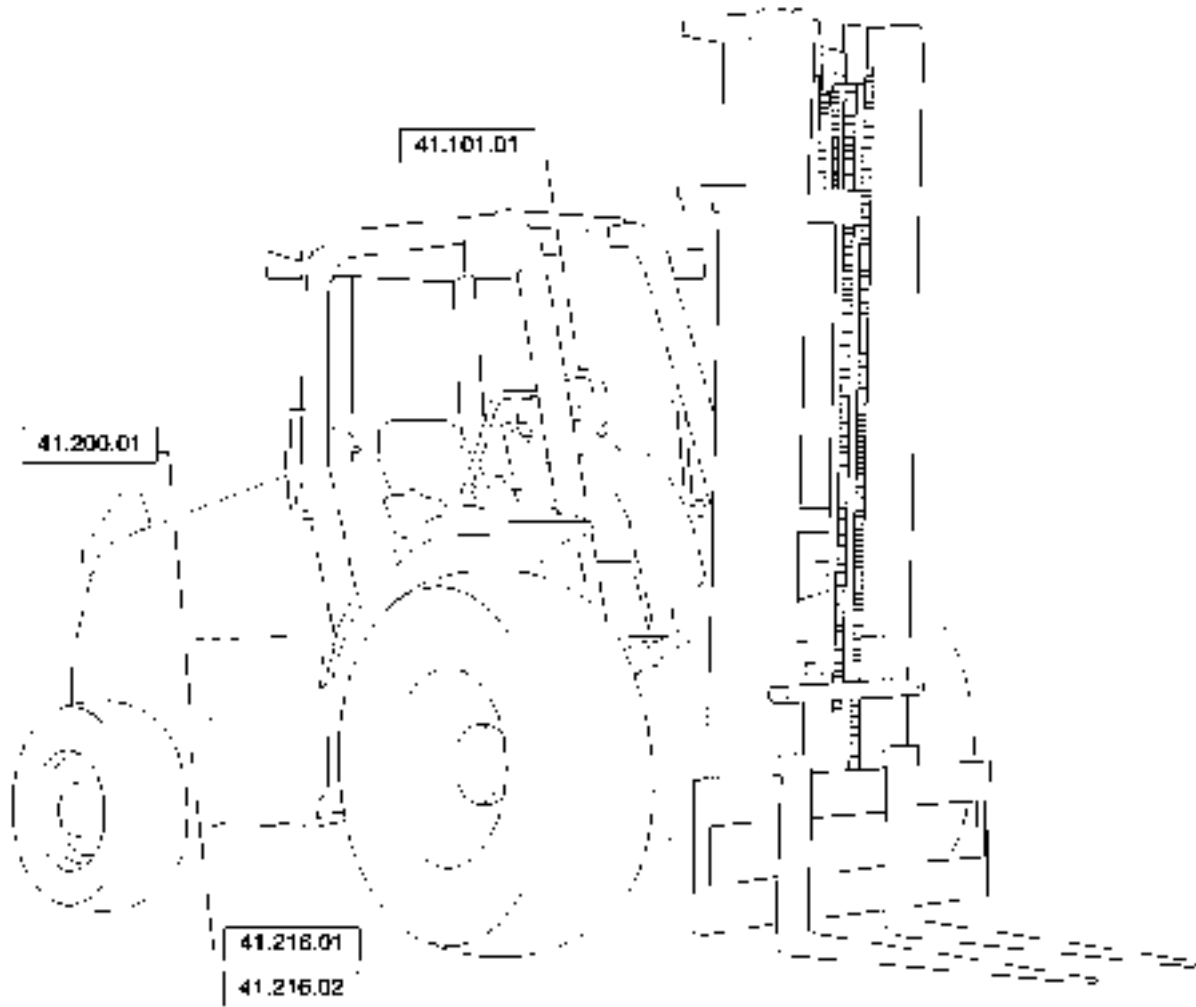
588H 586H

SECTION INDEX

41 - Steering

41.000.00	PICTORIAL INDEX, STEERING
41.101.01	STEERING COLUMN AND STEERING WHEEL INSTALLATION
41.200.01	STEERING HYDRAULIC LINES AND FITTINGS
41.216.01	STEERING CYLINDER ASSEMBLY, 2WD
41.216.02	STEERING CYLINDER ASSEMBLY, 4WD

PICTORIAL INDEX, STEERING



41.000.00

p1

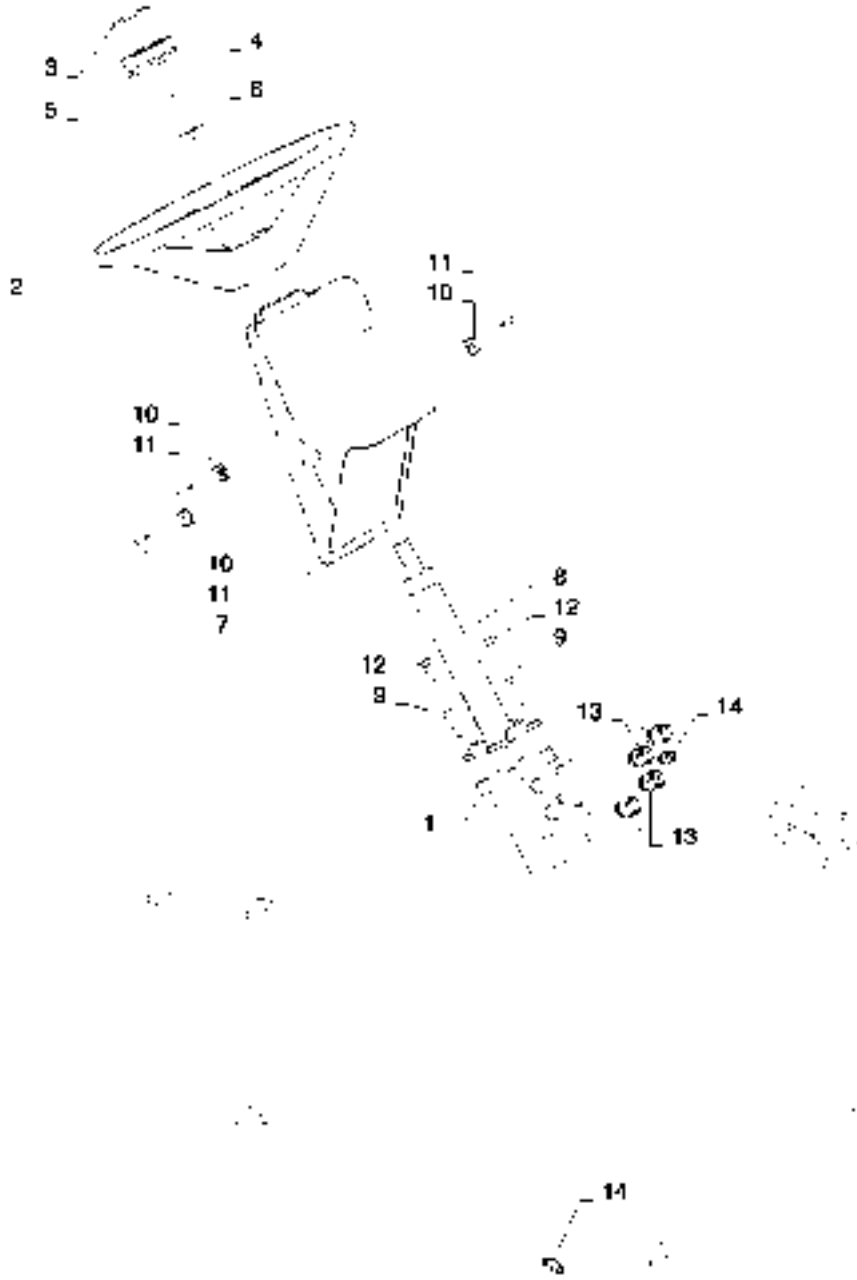
05/12

PICTORIAL INDEX, STEERING

REF	FN	PART NUMBER	YR/SN	QTY	DESCRIPTION
-----	----	-------------	-------	-----	-------------

					586H 588H
--	--	--	--	--	-----------

STEERING COLUMN AND STEERING WHEEL INSTALLATION




STEERING COLUMN AND STEERING WHEEL INSTALLATION

REF	FN	PART NUMBER	YR/SN	QTY	DESCRIPTION
1		84423140		1	PUMP, 95 Disp
2		A65544		1	STEERING WHEEL, 3 Spokes
3		84498473		1	DECAL, Case Construction, 50mm
4		238-5227		1	O-RING, -227, 70 Duro, 2.109" ID x .139" Thk
5		114882A2		1	CAP, Steering Wheel
6		1959509C1		1	NUT, M20
7		332206A1		1	COVER, Steering Column
8		328875A1		1	STEERING ASSY, Column
9		614-10030		2	BOLT, Hex, M10 x 30, 8.8
10		84326221		3	NUT, Spring
11		140-107		3	SCREW, Cross Pan Hd, #10-24 x 3/4"
12		614-10020		2	BOLT, Hex, M10 x 20, 8.8, Full Thd
13		218-5059		4	HYD CONNECTOR, 3/4"-16, 37° x 3/4"-16, O-Ring, Incl O-Ring
14		218-5053		2	HYD CONNECTOR, 7/16"-20, 37° x 7/16"-20, O-Ring, Incl O-Ring

586H 588H

STEERING HYDRAULIC LINES AND FITTINGS



41.200.01

p1

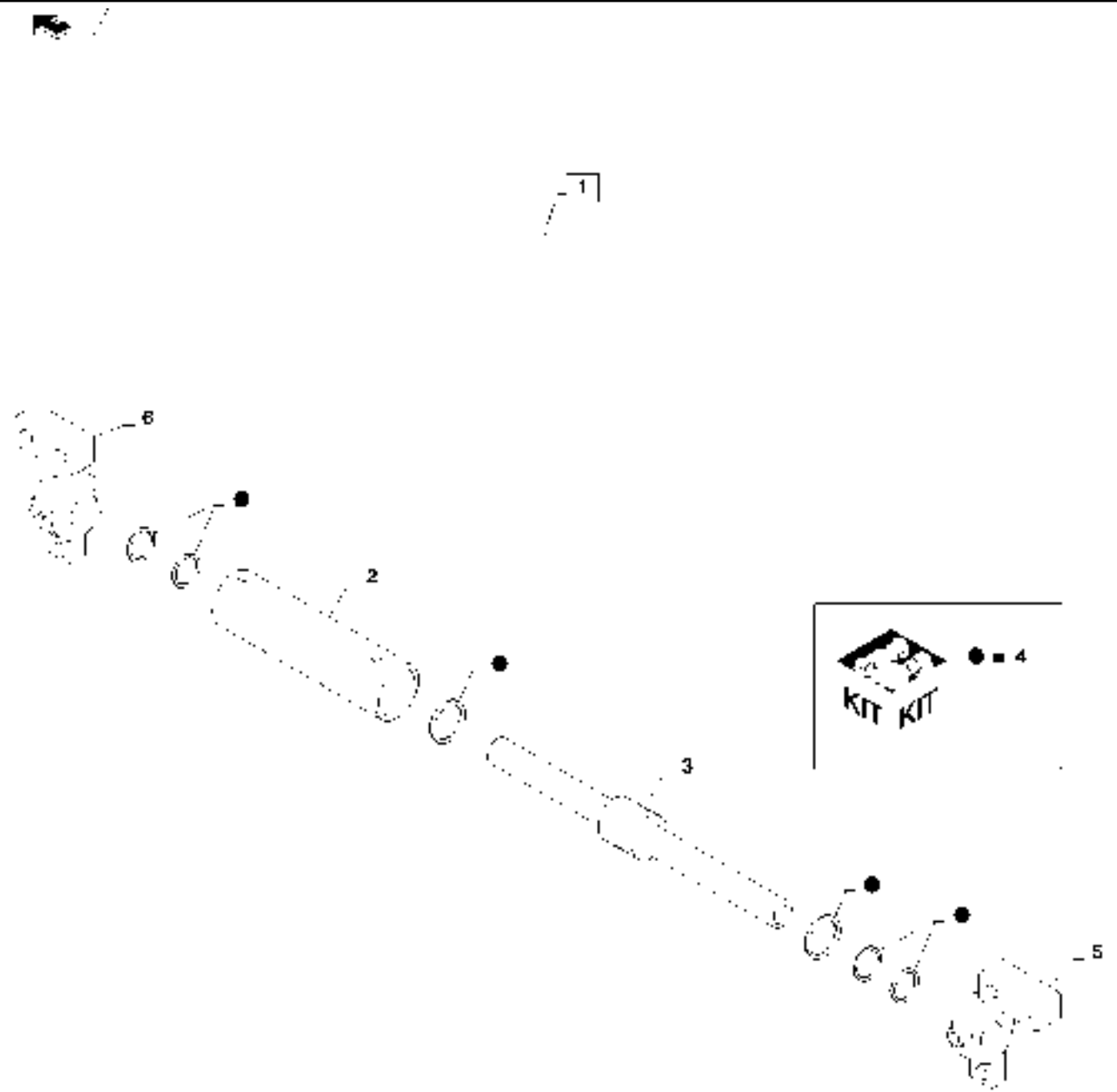
07/12

STEERING HYDRAULIC LINES AND FITTINGS

REF	FN	PART NUMBER	YR/SN	QTY	DESCRIPTION
1		144219A1		2	HOSE, Steering
2		829-1410		4	NUT, M10, CI 10
3		892-11010		4	LOCK WASHER, M10
4		711-10040		4	CARRIAGE BOLT, Short NK, M10 x 40, CI8.8, Full Thd
5		84134973		4	PIPE CLAMP, 5/8 Diameter
6		87484606		1	HYD. TUBE, .625" OD, Left Hand Steering
7		L18331		1	CABLE STRAP, 15 Inch Nylon
8		338509A1		2	HOSE, Steering
9		338506A1		1	HOSE, Steering Load Sense
10		218-5053		1	HYD CONNECTOR, 7/16"-20, 37° x 7/16"-20, O-Ring, Incl O-Ring
11		338507A1		1	HOSE, Steering Pressure
12		218-5106		1	ELBOW, 90°, 3/4"-16, 37° x 3/4"-16, O-Ring, Incl O-Ring
13		338508A1		1	HOSE, Steering to Tank
14		218-5280		1	ELBOW, 90°, 3/4"-16, 37° x 9/16"-18, O-Ring, Incl O-Ring
15		87484601		1	HYD. TUBE, .625" OD, Right Hand Steering

586H 588H

STEERING CYLINDER ASSEMBLY, 2WD



41.216.01

p1

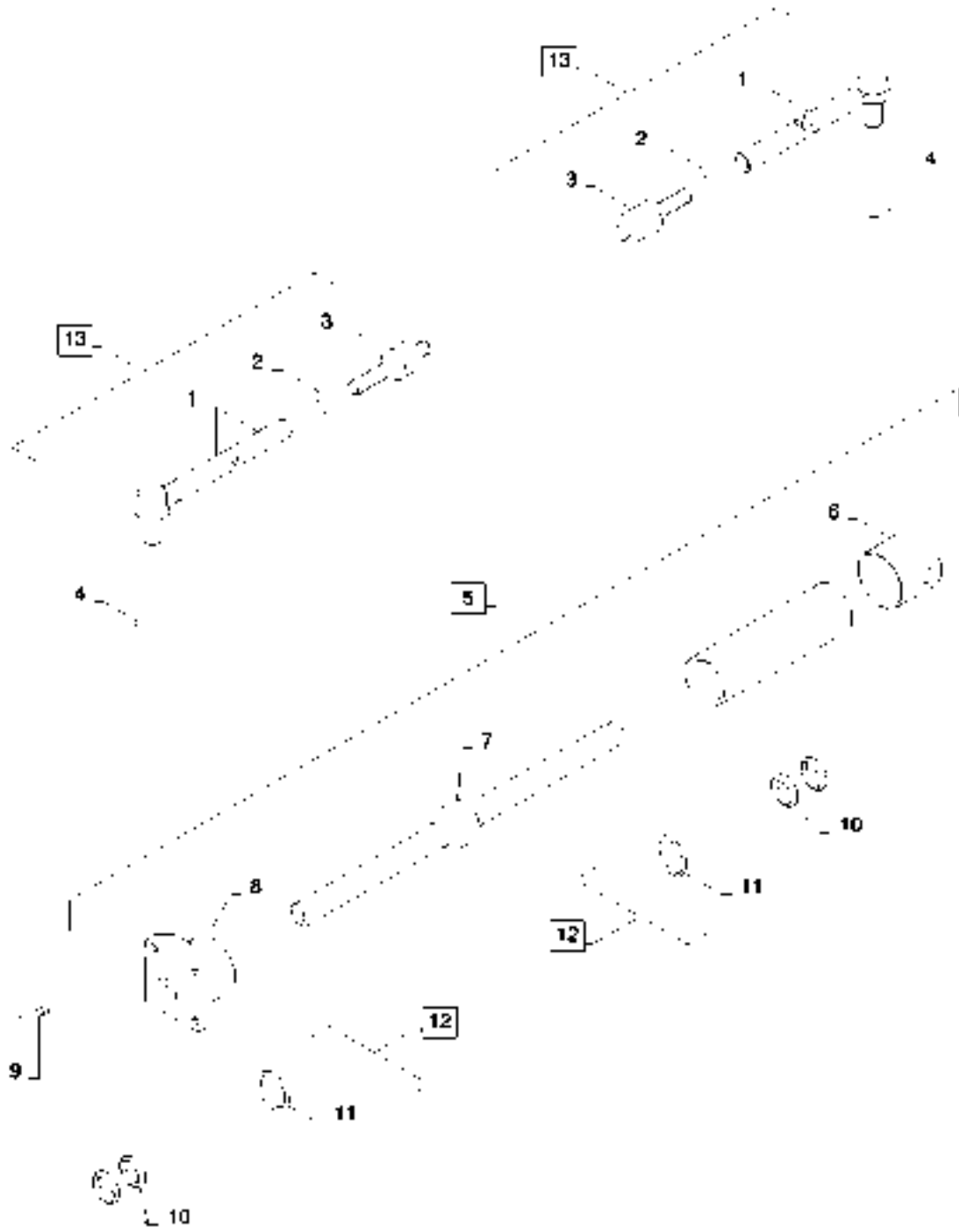
07/12

STEERING CYLINDER ASSEMBLY, 2WD

REF	FN	PART NUMBER	YR/SN	QTY	DESCRIPTION
1		401055A1		1	STEERING CYLINDER, Incl 2 - 6
2		NSS		1	NOT SERVICED SEPARATELY, Tube Incl in 1
3		401062A1		1	PISTON ROD, Cylinder
4		401061A1		1	SEAL KIT, Component Parts NSS
5		401063A1		1	HEAD ASSY., Left-Hand
6		401064A1		1	HEAD ASSY., Right-Hand

586H 588H

STEERING CYLINDER ASSEMBLY, 4WD



STEERING CYLINDER ASSEMBLY, 4WD

REF	FN	PART NUMBER	YR/SN	QTY	DESCRIPTION
1		87710157		1	STEERING TIE-ROD, Ball Joint
2		934727R1		1	NUT, Thin, M18 x 1.5, CI 04
3		112509A1		1	BALL JOINT, Threaded
4		905839R1		2	LOCK NUT, M18 x 1.5, Thin
5		87710158		1	STEERING CYLINDER, Incl 6 - 8,12
6		87710142		1	CYLINDER HEAD, Front Axle
7		87710143		1	ROD, Housing
8		87710141		1	CYLINDER END CAP, Steering
9		87710137		4	BOLT, M12
10		NSS		4	NOT SERVICED SEPARATELY, Wiper Seal, Incl in 12
11		NSS		2	NOT SERVICED SEPARATELY, O-Ring, Incl in 12
12		87710144		1	SEAL KIT, Incl 10 - 11
13		144457A1		2	STEERING ARM, Incl 1 - 3, 1 Per Side

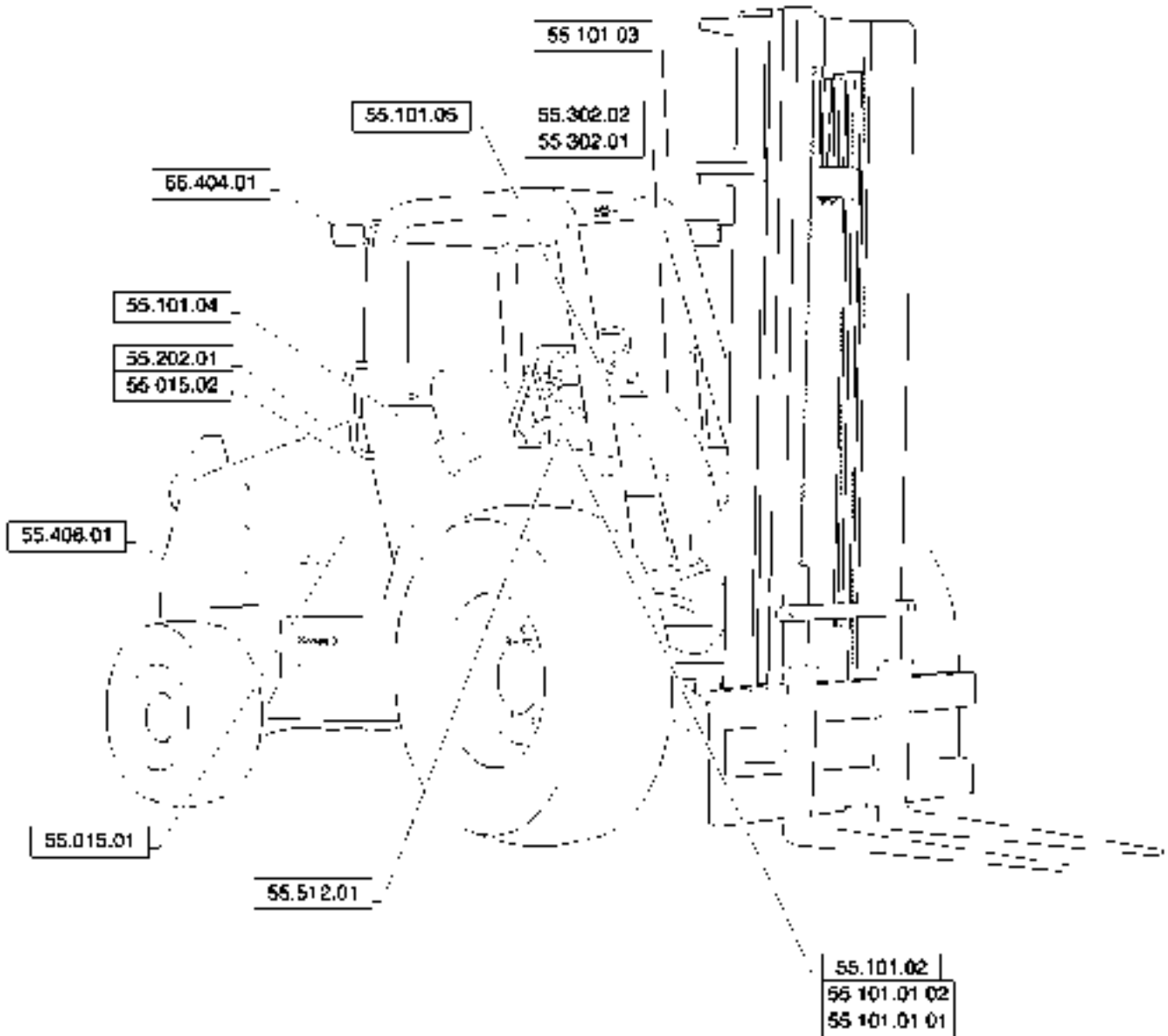
586H 588H

SECTION INDEX

55 - Electrical Systems

55.000.00		PICTORIAL INDEX, ELECTRICAL SYSTEMS
55.015.01		ECU INSTALLATION
55.015.02		GLOW PLUG CONTROL UNIT INSTALLATION
55.100.01	01	CAB HARNESS MAIN
55.100.02		CAB REAR HARNESS INSTALLATION
55.100.03		FRONT CONSOLE HARNESS INSTALLATION
55.100.04		CAB HARNESS INSTALLATION
55.100.05		MOTOR ELECTRIC INSTALLATION (504388075)
55.101.01	02	MAIN CAB HARNESS ASSEMBLY
55.101.02		MAIN CHASSIS HARNESS ASSEMBLY
55.101.03		ROPS HARNESS ASSEMBLY
55.101.04		CAB REAR HARNESS ASSEMBLY
55.101.05		FRONT CONSOLE HARNESS ASSEMBLY
55.201.02		MOTOR ELECTRIC INSTALLATION (504381674)
55.202.01		BLOCK HEATER INSTALLATION
55.301.02		ENGINE, ALTERNATOR MOUNTING (504388098)
55.302.01		DUAL BATTERY INSTALLATION
55.302.02		SINGLE BATTERY INSTALLATION
55.404.01		CAB LIGHTING INSTALLATION
55.408.01		REVERSE ALARM AND HORN INSTALLATION
55.414.01		DIAGNOSTIC SENSOR (504388686)
55.512.00		INSTRUMENT CLUSTER INSTALLATION
55.512.01		CAB CONTROL SWITCHES
55.525.01		FOOT THROTTLE INSTALLATION
55.640.01		ELECTRONIC INJECTION (5801399729)

PICTORIAL INDEX, ELECTRICAL SYSTEMS



55.000.00

p1

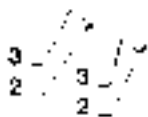

05/12

PICTORIAL INDEX, ELECTRICAL SYSTEMS

REF	FN	PART NUMBER	YR/SN	QTY	DESCRIPTION
-----	----	-------------	-------	-----	-------------

					586H 588H
--	--	--	--	--	-----------

ECU INSTALLATION



55.015.01

p1


07/12

ECU INSTALLATION

REF	FN	PART NUMBER	YR/SN	QTY	DESCRIPTION
1		84541929		4	ISOLATOR, Rubber
2		87655041		8	SPECIAL WASHER, M6
3		832-10406		8	NUT, M6 x 1, CI 8

588H 586H

GLOW PLUG CONTROL UNIT INSTALLATION



55.015.02

p1

07/12

GLOW PLUG CONTROL UNIT INSTALLATION

REF	FN	PART NUMBER	YR/SN	QTY	DESCRIPTION
1		84357520		1	ELECTRONIC CONTROL UNIT, Glow Plug
2		832-10406		1	NUT, M6 x 1, CI 8
3		10902624		1	SCREW, Hex, M6 x 25, 8.8, Full Thd

586H 588H

CAB HARNESS MAIN



CAB HARNESS MAIN

REF	FN	PART NUMBER	YR/SN	QTY	DESCRIPTION
1		84522727		1	WIRE HARNESS, Main Cab Incl 2 - 21 and Fig. 55.101.01 (02)
2		84386676		1	BRACKET, Harness
3		87655334		9	RELAY, 35 Amp
4		84271717		2	RELAY, 70A Sealed
5		347706A3		1	RELAY, Sealed Time Delay
6		87578455		1	FLASHER UNIT, ISO Mini
7		87707841		3	CLIP, Mounting
8		121412A1		2	FUSE, 10 Amp, Mini
9		121410A1		7	FUSE, 5 Amp, Mini
10		121416A1		3	FUSE, 30 Amp, Mini
11		84292399		2	DIODE, Key
12		845-6020		4	BOLT, Hex Flg, M6 x 20, 8.8, Full Thd
13		87301687		2	SCREW, Hex Wash Hd, #10-32 x 1/2"
14		231-24409		2	LOCK NUT, #10-32
15		84290787		1	DECAL, Relays
16		84483694		1	LABEL, Fuses, Diodes and Relays
17		121414A1		1	FUSE, 20 Amp, Mini
18		121411A1		3	FUSE, 7.5 Amp, Mini
19		416569A1		2	DIODE ELEMENT, Bussman 280 Series
20		121413A1		1	FUSE, 15 Amp, Mini
21		NSS		2	NOT SERVICED SEPARATELY, Mounting Clip Incl in 1

586H 588H

CAB REAR HARNESS INSTALLATION



CAB REAR HARNESS INSTALLATION

REF	FN	PART NUMBER	YR/SN	QTY	DESCRIPTION
1		84543650		1	WIRE HARNESS, Engine Harness, See Fig. 55.101.04
2		87655041		1	SPECIAL WASHER, M8
3		814-6040		1	BOLT, Hex, M6 x 40, 8.8
4		515-23317		1	CLAMP, 1 1/4", Insul, 3/8" Bolt
5		895-11005		2	WASHER, M5 x 10 x 1
6		864-5020		1	HEX SOC SCREW, Hex Soc Hd, M5 x 20, 8.8
7		832-10405		1	LOCK NUT, M5 x .8, CI 8

586H 588H

FRONT CONSOLE HARNESS INSTALLATION



55.100.03

p1

07/12

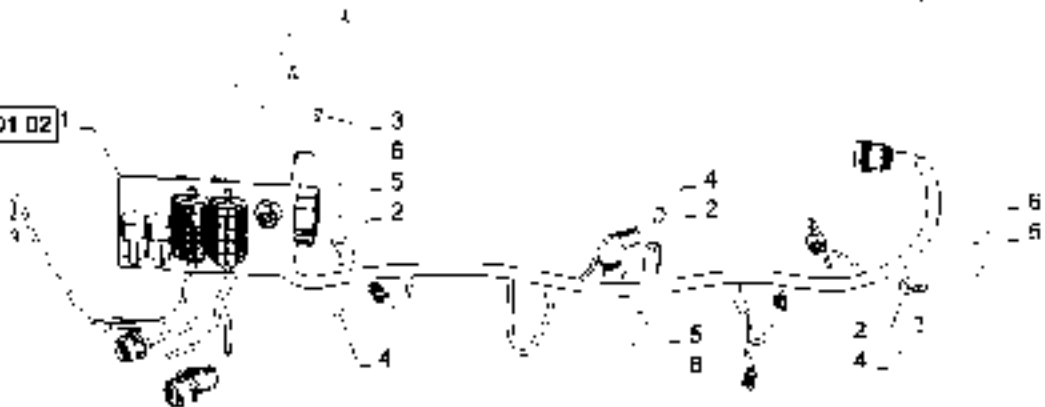
FRONT CONSOLE HARNESS INSTALLATION

REF	FN	PART NUMBER	YR/SN	QTY	DESCRIPTION
1		84526786		1	WIRE HARNESS, See Fig 55.101.05
2		84526831		1	TERMINAL CONNECTOR

586H 588H

CAB HARNESS INSTALLATION

55.101.01 02



55.100.04

p1

07/12

CAB HARNESS INSTALLATION

REF	FN	PART NUMBER	YR/SN	QTY	DESCRIPTION
1		84522727		1	WIRE HARNESS, Main Cab, See Fig. 55.101.01 (01) (02)
2		515-24206		3	CLAMP, 13/16", Insul, 7/16" Bolt
3		845-8020		3	BOLT, Hex Flg, M8 x 20, 8.8, Full Thd
4		87015905		3	BOLT, Hex Flg, M10 x 25, 10.9
5		896-11010		3	WASHER, M10 x 21.5 x 2.5, HT
6		824-1410		3	NUT, M10, CI 5

586H 588H

MOTOR ELECTRIC INSTALLATION (504388075)



55.100.05

p1

01/12

MOTOR ELECTRIC INSTALLATION (504388075)

REF	FN	PART NUMBER	YR/SN	QTY	DESCRIPTION
1		5801388185		1	HARNES
2		16689124		1	SCREW
3		5801415975		2	BRACKET, SUPPORTING
4		16978124		2	BOLT
5		504388110		1	RETAINER
6		16673635		3	BOLT, M8 x 20
7		5801392545		1	CLAMP

586H 588H


55.101.01

02

p1

09/12

MAIN CAB HARNESS ASSEMBLY



55.101.01

02

p1

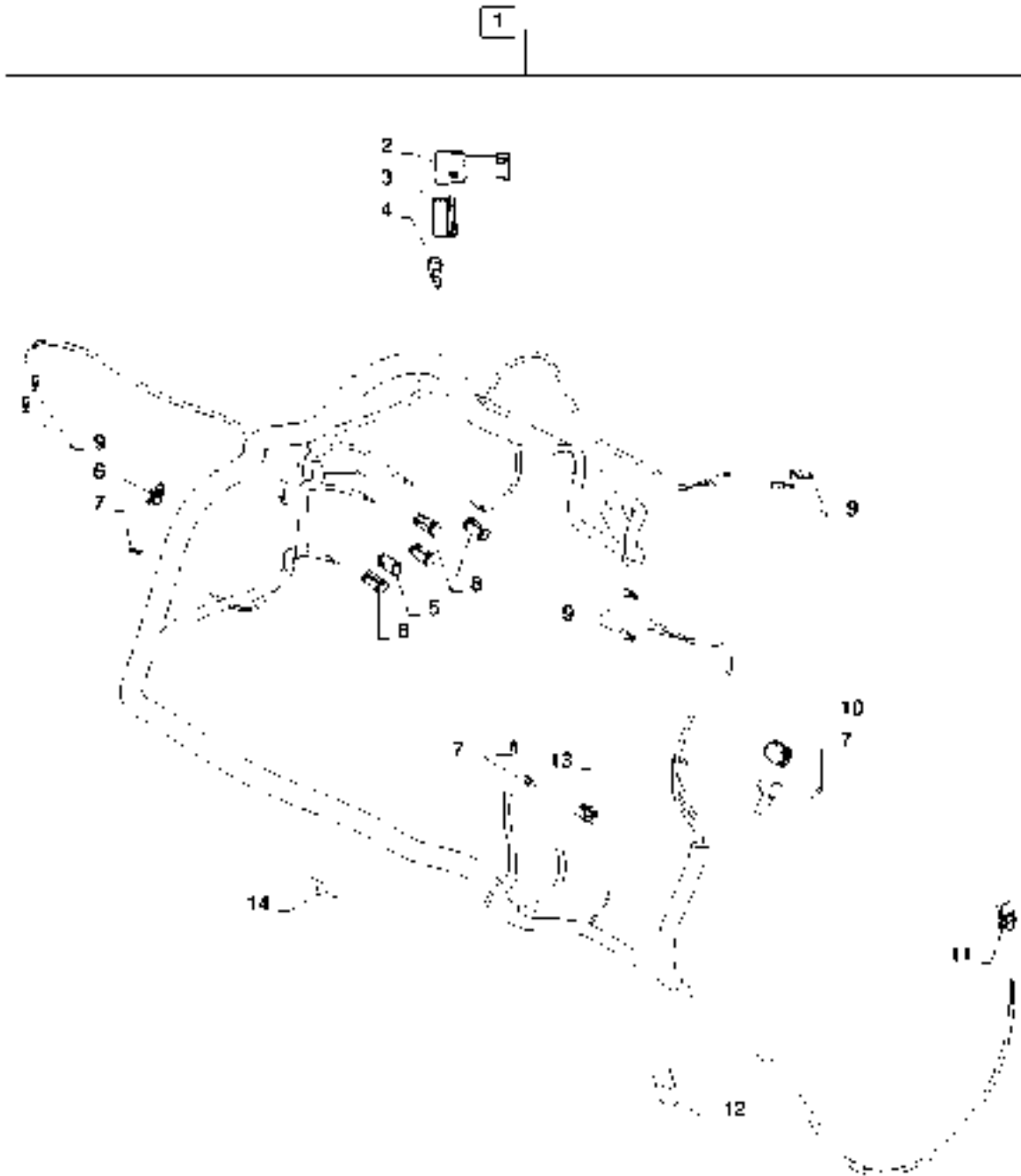
09/12

MAIN CAB HARNESS ASSEMBLY

REF	FN	PART NUMBER	YR/SN	QTY	DESCRIPTION
1		84522727		1	WIRE HARNESS, Incl 2 - 16 and Fig 55.101.01 (01)
2		84342278		2	HARNESS, 24 Terminal
3		87736919		1	ELEC CONNECTOR, Female, 9 Pole
3		87737474		1	LID, Protective Cover Assembly (Not Shown)
4		NSS		1	NOT SERVICED SEPARATELY, Timmer Incl in 1
5		NSS		1	NOT SERVICED SEPARATELY, Connector Incl in 1
6		NSS		1	NOT SERVICED SEPARATELY, Connector Incl in 1
7		87692855		2	ELEC CONNECTOR, Female, Pole
8		NSS		1	NOT SERVICED SEPARATELY, Left Brake Light Switch, Incl in 1
9		NSS		1	NOT SERVICED SEPARATELY, Right Brake Light Switch, Incl in 1
10		87692855		1	ELEC CONNECTOR, Female, Pole
11		NSS		1	NOT SERVICED SEPARATELY, Connector Incl in 1
12		NSS		1	NOT SERVICED SEPARATELY, Connector Incl in 1
13		87696550		1	ELEC CONNECTOR, 8 Pin
14		87698254		1	ELEC CONNECTOR, 10 Pin
15		87696550		1	ELEC CONNECTOR, 8 Pin
16		NSS		2	NOT SERVICED SEPARATELY, Relay Holder Incl in 1

586H 588H

MAIN CHASSIS HARNESS ASSEMBLY



MAIN CHASSIS HARNESS ASSEMBLY

REF	FN	PART NUMBER	YR/SN	QTY	DESCRIPTION
1		84543640		1	WIRE HARNESS, Incl 2 - 14
2		NSS		1	NOT SERVICED SEPARATELY, Connector Incl in 1
3		87696573		1	ELEC CONNECTOR, 16 Cavity
4		87680691		1	PLUG, Rubber
5		84277220		1	TERMINAL CONNECTOR, 2 Cavity
6		87680691		1	PLUG, 1 Cavity
7		87710106		4	TERMINAL CONNECTOR, Boot Eyelet
8		84277220		4	TERMINAL CONNECTOR, 2 Cavity
9		NSS		4	NOT SERVICED SEPARATELY, Connector Incl in 1
10		84165069		1	ELEC CONNECTOR, 3 Cavity
11		87692855		1	ELEC CONNECTOR, Female, Pole
12		NSS		1	NOT SERVICED SEPARATELY, Fuse Holder Incl in 1
13		87697528		1	WIRE CONNECTOR, Female, 1 Pole
14		NSS		1	NOT SERVICED SEPARATELY, Mounting Clip Incl in 1

586H 588H

ROPS HARNESS ASSEMBLY



55.101.03

p1

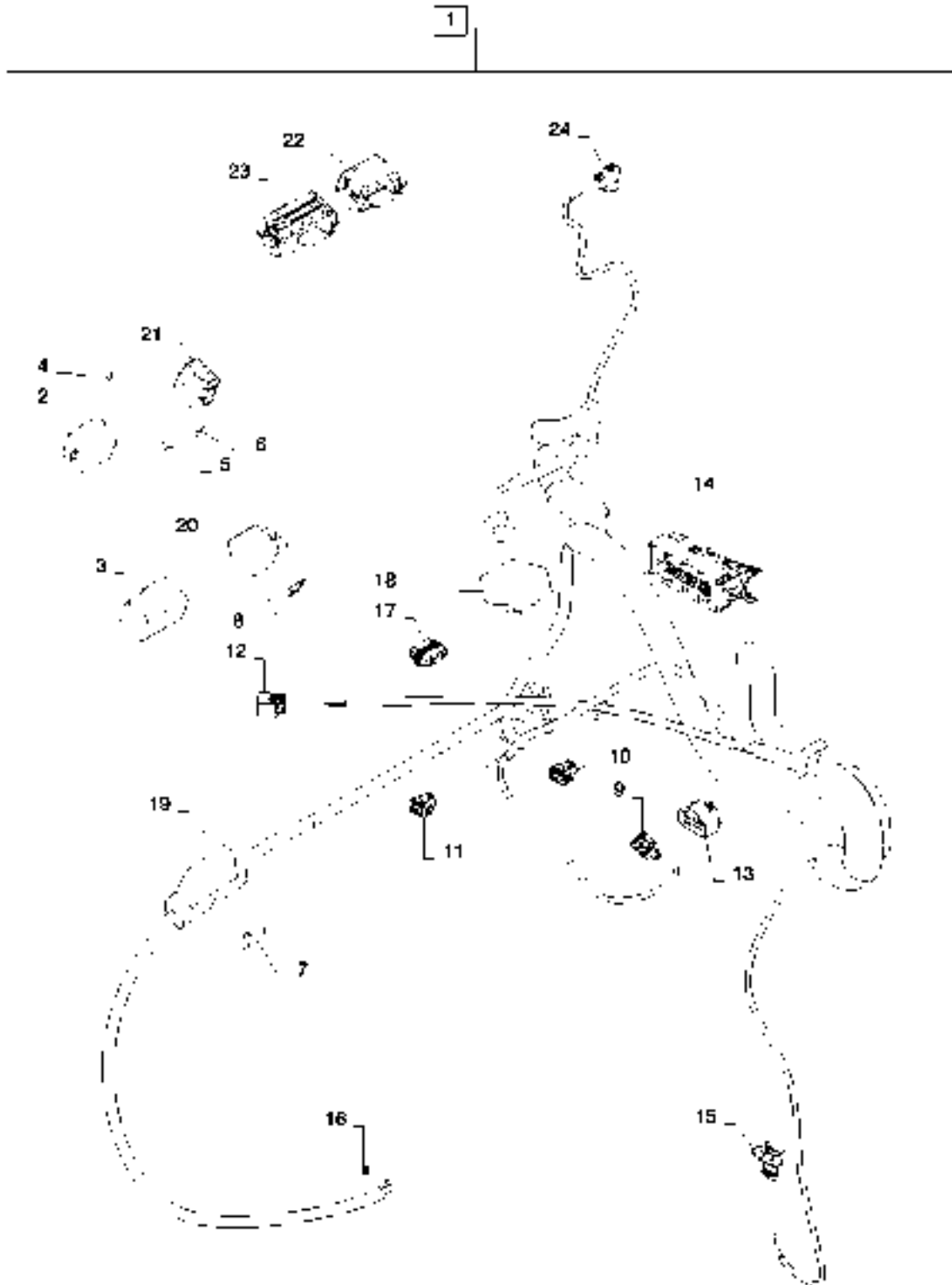
07/12

ROPS HARNESS ASSEMBLY

REF	FN	PART NUMBER	YR/SN	QTY	DESCRIPTION
1		84526789		1	WIRE HARNESS, Incl 2 - 6
2		87696093		4	ELEC CONNECTOR, 4
3		NSS		3	NOT SERVICED SEPARATELY, Plug Incl in 1
4		82028495		1	WIRE CONNECTOR, Female, 34 Pole
5		NSS		1	NOT SERVICED SEPARATELY, Connector Incl in 1
6		NSS		9	NOT SERVICED SEPARATELY, Plug Incl in 1

586H 588H

CAB REAR HARNESS ASSEMBLY

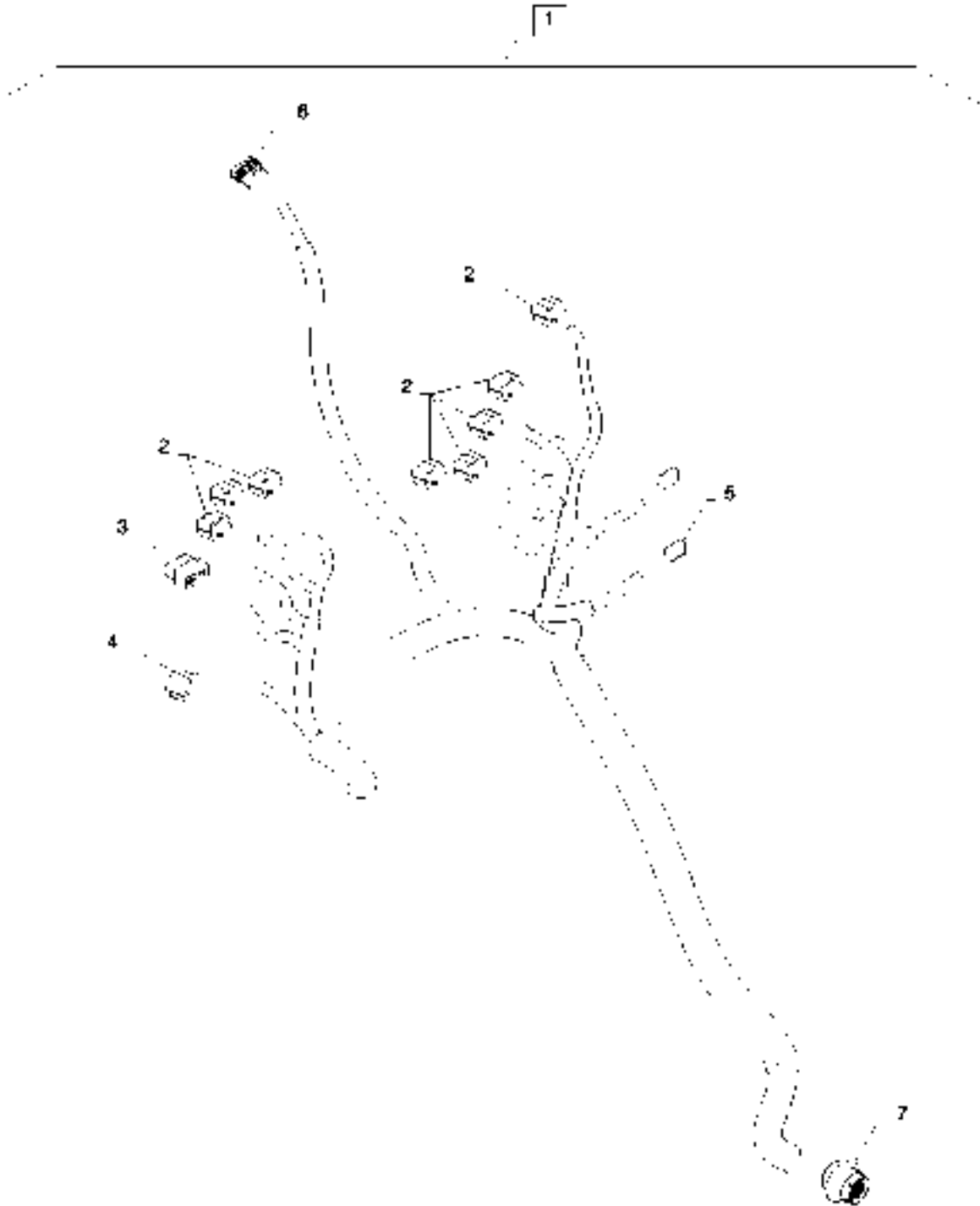


CAB REAR HARNESS ASSEMBLY

REF	FN	PART NUMBER	YR/SN	QTY	DESCRIPTION
1		84543650		1	WIRE HARNESS, Incl 2 - 23
2		NSS		1	NOT SERVICED SEPARATELY, Relay Holder Incl in 1
3		84271717		1	RELAY, 70A Sealed
4		121411A1		2	FUSE, 7.5 Amp, Mini
5		121414A1		1	FUSE, 20 Amp, Mini
6		84253577		1	FUSE, Maxi Fuse 60A
7		NSS		1	NOT SERVICED SEPARATELY, Clip Incl in 1
8		84386689		1	CLIP, Dillblox
9		84607243		1	ELEC CONNECTOR, Female, 0.5 - 2.5 mm2, 2 Cavity, Air Temp Sensor
10		87709793		1	WIRE CONNECTOR, 2 Cavity, Gas Temp Sensor 1
11		87709793		1	WIRE CONNECTOR, 2 Cavity, Gas Temp Sensor 2
12		NSS		1	NOT SERVICED SEPARATELY, Incl in 1
13		87698252		1	ELEC CONNECTOR, 10 Cavity, Electric Valve
14		NSS		1	NOT SERVICED SEPARATELY, Main Connector Incl in 1
15		87709663		1	ELEC CONNECTOR, 3 Cavity, Water in Fuel Switch
16		NSS		1	NOT SERVICED SEPARATELY, Ground Plug Incl in 1
17		87698252		1	ELEC CONNECTOR, 10 Pin
18		NSS		1	NOT SERVICED SEPARATELY, Block Incl in 1
19		NSS		1	NOT SERVICED SEPARATELY, Junction Incl in 1
20		NSS		1	NOT SERVICED SEPARATELY, Relay Incl in 1
21		NSS		1	NOT SERVICED SEPARATELY, Relay Incl in 1
22		84474054		1	WIRE CONNECTOR, 30 Cavity
23		NSS		1	NOT SERVICED SEPARATELY, Connector Incl in 1
24		87747172		1	WIRE CONNECTOR, Female, 3 Cavity

586H 588H

FRONT CONSOLE HARNESS ASSEMBLY




FRONT CONSOLE HARNESS ASSEMBLY

REF	FN	PART NUMBER	YR/SN	QTY	DESCRIPTION
1		84526786		1	WIRE HARNESS, Front Console, Incl 2 - 7
2		NSS		1	NOT SERVICED SEPARATELY, Diff Lock Switch Incl in 1
2		NSS		1	NOT SERVICED SEPARATELY, 4WD Switch Incl in 1
2		NSS		1	NOT SERVICED SEPARATELY, De-Clutch Switch Incl in 1
2		NSS		1	NOT SERVICED SEPARATELY, Horn Switch Incl in 1
2		NSS		1	NOT SERVICED SEPARATELY, Rear Worklights Incl in 1
2		NSS		1	NOT SERVICED SEPARATELY, Driving Lights Switch Incl in 1
2		NSS		1	NOT SERVICED SEPARATELY, Hazard Light Switch Incl in 1
2		NSS		1	NOT SERVICED SEPARATELY, Turn Light Switch Incl in 1
3		84159859		1	ELEC CONNECTOR, 10 Cavity, SAHR Brake Switch
4		87693713		1	CONNECTOR, 6 Cavity, Ignition Switch
5		NSS		2	NOT SERVICED SEPARATELY, Cigarette Lighter Incl in 1
6		87686742		1	PLUG, 4 Cavity
7		NSS		1	NOT SERVICED SEPARATELY, 17 Cavity, To Main Harness Incl in 1

586H 588H

MOTOR ELECTRIC INSTALLATION (504381674)



55.201.02

p1

01/12

MOTOR ELECTRIC INSTALLATION (504381674)

REF	FN	PART NUMBER	YR/SN	QTY	DESCRIPTION
-----	----	-------------	-------	-----	-------------

1		504378947		4	HEATER PLUG
---	--	-----------	--	---	-------------

586H 588H

BLOCK HEATER INSTALLATION



BLOCK HEATER INSTALLATION

REF	FN	PART NUMBER	YR/SN	QTY	DESCRIPTION
1		43151		1	BOLT, Hex, M12 x 20, 8.8, Full Thd
2		12646001		1	WASHER, M14 x 24 x 2
3		84546269		1	GUARD, Hose
4		86050279		1	NUT, M10 x 1.5, Fig, CI 10
5		87693857		1	UNIT HEATER, Assembly
6		87693858		1	CABLE, Block Heater
7		L11541		3	CABLE STRAP, 7 - 8 Inch Nylon Black
8		L302731		1	CLAMP, Double

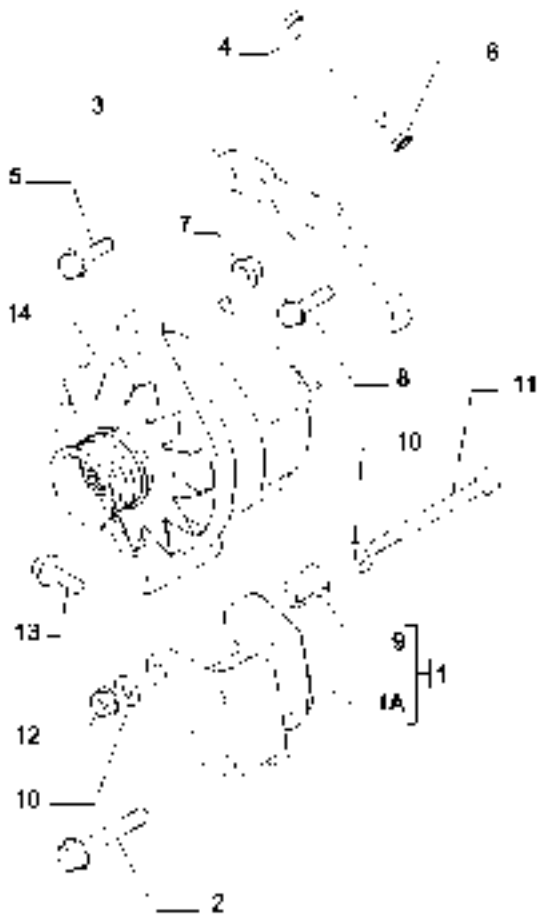
586H 588H

ENGINE, ALTERNATOR MOUNTING (504388098)



10 101.01 01

10.414 03



10.001.02




ENGINE, ALTERNATOR MOUNTING (504388098)

REF	FN	PART NUMBER	YR/SN	QTY	DESCRIPTION
1		504276997		1	BRACKET, SUPPORTING, ASSY Contains Ref.1A, 9
1A		NSS		1	NOT SERVICED SEPARATELY
2		16587824		2	SCREW
3		504243953		1	BELT TENSIONER
4		504302206		1	BOLT
5		16586625		1	SCREW
6		17037921		1	NUT
7		17044731		1	NUT, Flg, M8 x 1.25
8		4895170		1	SCREW
9		504060839		1	SPACER
10		17095125		2	WASHER
11		15972224		1	SCREW
12		17044825		1	NUT
13		16587325		1	SCREW
14				1	

586H 588H

DUAL BATTERY INSTALLATION

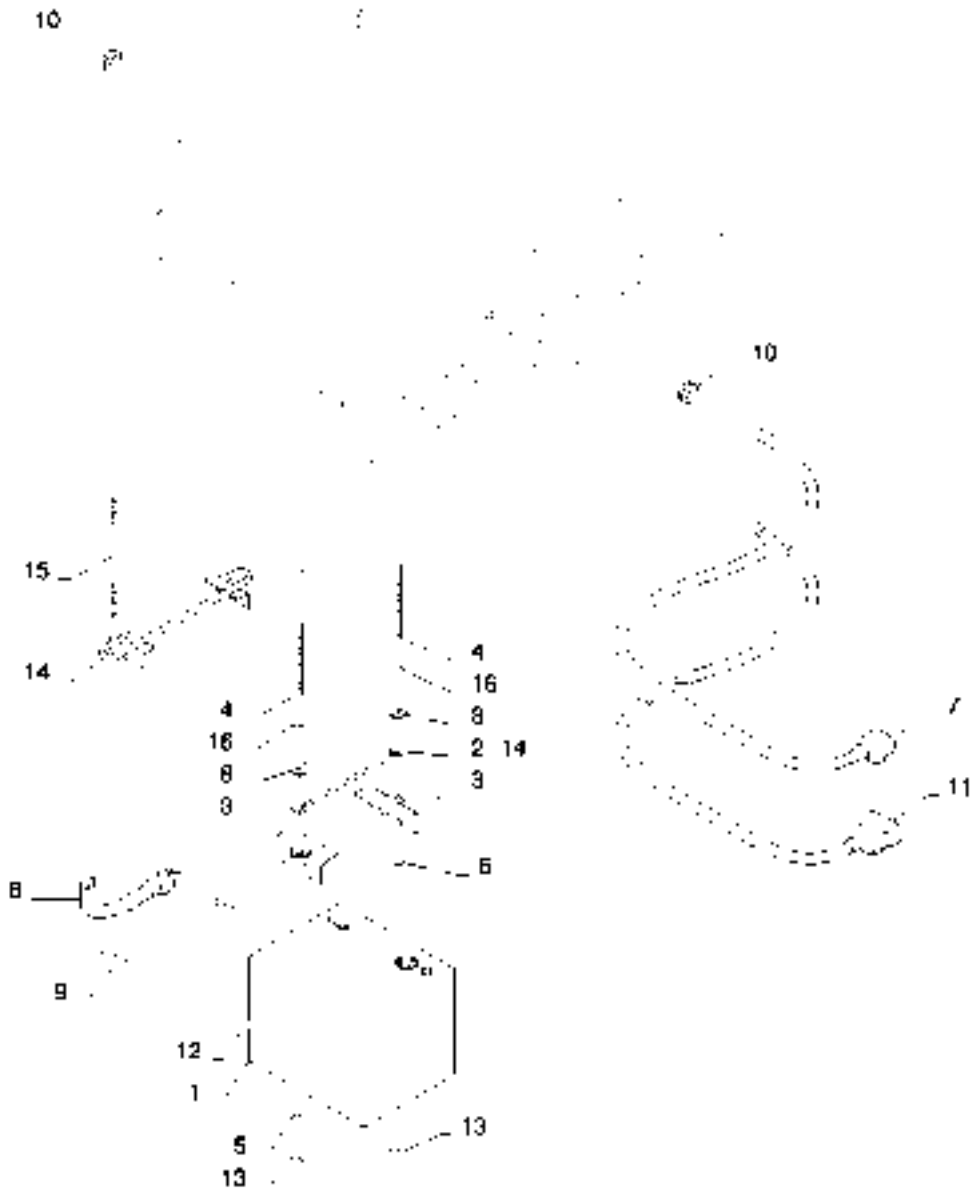


DUAL BATTERY INSTALLATION

REF	FN	PART NUMBER	YR/SN	QTY	DESCRIPTION
1		408535A1		2	PLATE, Battery Support
2		D128393		2	BATTERY, 12 Volt
3		250854A1		1	STRAP, Top
4		495-11041		1	WASHER, 3/8", SAE
5		814-10245		1	BOLT, Hex, M10 x 245, 8.8
6		87493906		1	GROMMET, Black
7		87423675		1	ELECTRIC CABLE, Positive Chassis
8		87423676		2	NEG BATTERY CABLE, 325mm
9		184497A1		1	CABLE, Post, Positive
10		D126409		4	NUT, Battery Terminal
11		844-10020		1	BOLT, Hex Flg, M10 x 20, 8.8
12		87423677		1	GROMMET, Battery Cable

586H 588H

SINGLE BATTERY INSTALLATION




SINGLE BATTERY INSTALLATION

REF	FN	PART NUMBER	YR/SN	QTY	DESCRIPTION
1		A187928		1	BATTERY WET, 12 Volt
2		D55561		1	RETAINER, Bracket
3		D125079		2	BRACKET, Angle, Hold Down
4		814-10245		2	BOLT, Hex, M10 x 245, 8.8
5		495-11041		2	WASHER, 3/8", SAE
6		D83485		1	CABLE, Ground
7		144171A1		1	CABLE, Positive Cable
8		87493906		1	GROMMET, Black
9		844-10020		1	BOLT, Hex Flg, M10 x 20, 8.8
10		257279A1		2	GROMMET, Rubber
11		87421697		1	ELECTRIC CABLE, Positive, Use in Brazil Only
12		147764A1		1	BATTERY, 12 Volt, Use in Brazil Only
13		825-1408		2	NUT, M8, CI 8
14		75259613		1	SUPPORT, Use in Brazil Only
15		75248827		2	SCREW, Hold Down Rod, Use on Brazil Only
16		895-11008		2	WASHER, M8 x 16 x 1.6, Use in Brazil Only

586H 588H

CAB LIGHTING INSTALLATION



55.404.01

p1


07/12

CAB LIGHTING INSTALLATION

REF	FN	PART NUMBER	YR/SN	QTY	DESCRIPTION
1		87369667		2	GROMMET, Rubber 1" Diameter
2		D135384		4	LAMP, Hazzard and Turn
3		D121152		1	LAMP, Stop and Tail
4		329032A1		10	SCREW, Hex
5		87447828		2	LIGHT ASSY., Right
6		87443725		2	LIGHT ASSY., Left
7		87655046		4	SPECIAL WASHER, M10
8		832-10410		4	LOCK NUT, M10 x 1.5, CI 8

586H 588H

REVERSE ALARM AND HORN INSTALLATION



55.408.01

p1

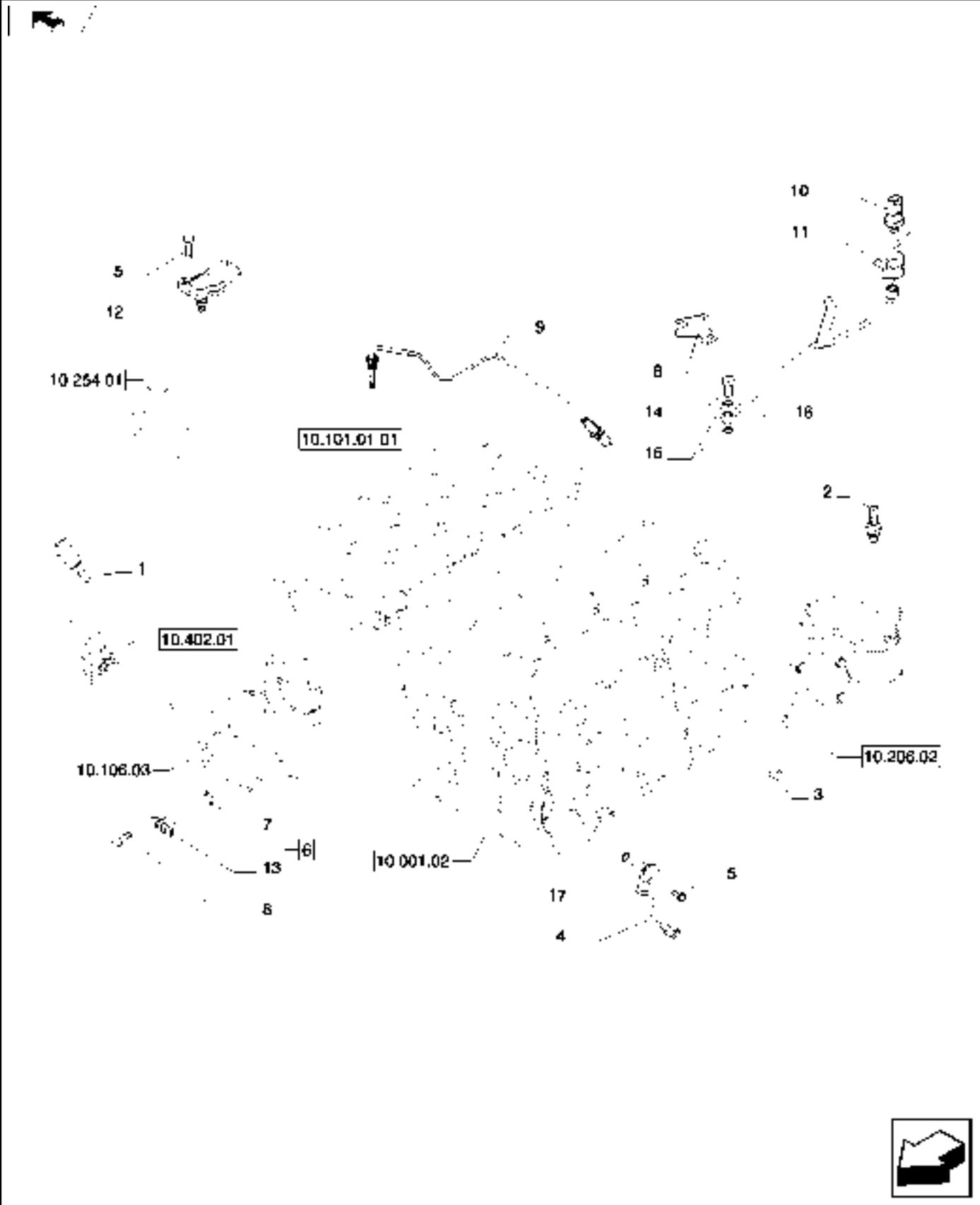
07/12

REVERSE ALARM AND HORN INSTALLATION

REF	FN	PART NUMBER	YR/SN	QTY	DESCRIPTION
1		324299A1		1	ALARM, Reverse Warning
2		D139175		1	HARNESS, Pigtail
3		863-6020		2	HEX SOC SCREW, Hex Soc Hd, M6 x 20, 12.9
4		237582A1		1	HORN, FC 9
5		84300765		1	TEMPERATURE SENDER, Electric
6		D138955		2	SWITCH, Stop Light Pressure
7		844-10020		2	BOLT, Hex Flg, M10 x 20, 8.8
8		84526858		1	CABLE, Starter Solenoid Jumper
9		87407206		2	GROUND STRAP, Braided
10		86624178		1	LOCK WASHER, 3/8", Int-Ext Tooth

586H 588H

DIAGNOSTIC SENSOR (504388686)



55.414.01

p1

08/12

DIAGNOSTIC SENSOR (504388686)

REF	FN	PART NUMBER	YR/SN	QTY	DESCRIPTION
1		504025599		1	TEMPERATURE SENDER, Water
2		504084983		1	PRESSURE SWITCH
3		7177194		1	PLUG
4		4897242		1	SENSOR
5		504065023		3	SCREW
6		504048261		1	SENSOR
7		42546366		1	O-RING
8		504387528		1	RETAINER
9		504381064		1	SENSOR
10		5801382522		1	SENSOR
11		5801382524		1	RETAINER, M6 x 16
12		504369148		1	SENSOR
13		16511214		1	HYD CONNECTOR, M6X12 mm
14		5801495064		2	GASKET
15		5801495064		1	GASKET
16		504387525		1	JUNCTION
17		17278481		1	O-RING

586H 588H

INSTRUMENT CLUSTER INSTALLATION




INSTRUMENT CLUSTER INSTALLATION						
--	--	--	--	--	--	--

REF	FN	PART NUMBER	YR/SN	QTY	DESCRIPTION	
1		84386697		1	INSTRUMENT CLUSTER	
2		86511042		2	SCREW, Cross Pan Hd, M4 x 16	

	586H 588H
--	------------------

CAB CONTROL SWITCHES



55.512.01

p1

07/12

CAB CONTROL SWITCHES

REF	FN	PART NUMBER	YR/SN	QTY	DESCRIPTION
1		122740A1		1	SWITCH, Rocker
2		126844A1		4	PLUG, Cover Switch Hole
3		133715A1		1	LIGHT SWITCH, Rear Work Lights
4		133711A1		1	SWITCH, Driving Lights
5		122736A1		1	FLASHER SWITCH, Hazzard Lights
6		131691A1		1	SWITCH, Front and Rear Coupler
7		283167A3		1	SWITCH, Diff Lock Engage
8		370132A1		1	SWITCH, Beacon
9		282775A1		1	IGNITION SWITCH, 5 Prong
10		84184348		1	SWITCH, Park Brake
11		278328A1		1	SWITCH, Shuttle Shift Lever
12		236521A1		1	HALF COLLAR, Bezel
13		397990A1		2	SCREW, M5
14		283779A1		2	POWER SOCKET, Power Plug
15		283781A1		2	CAP, Power Plug Outlet

586H 588H

FOOT THROTTLE INSTALLATION



55.525.01

p1

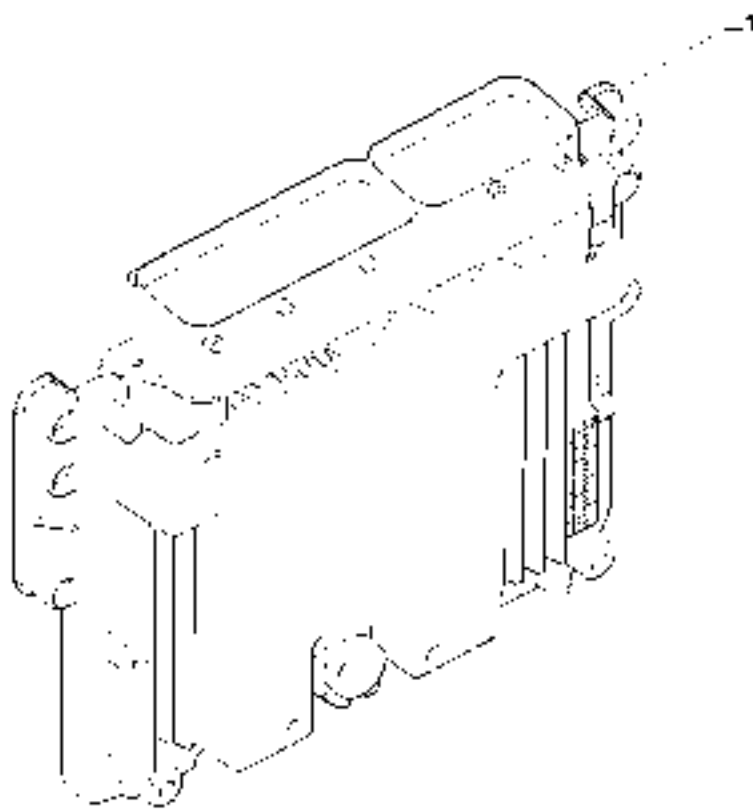
07/12

FOOT THROTTLE INSTALLATION

REF	FN	PART NUMBER	YR/SN	QTY	DESCRIPTION
1		84423181		1	THROTTLE CONTROL, Electronic
2		87655042		2	SPECIAL WASHER, M8
3		614-8020		2	BOLT, Hex, M8 x 20, 8.8
4		282242A1		1	PEDAL, Padded Foot
5		322860A1		1	PIN, Clevis
6		256776A1		1	SPRING, Foot Throttle
7		895-11005		2	WASHER, M5 x 10 x 1
8		103-1518		1	SNAP RING, #18, Ext

586H 588H

ELECTRONIC INJECTION (5801399729)



55.640.01

p1

01/12

ELECTRONIC INJECTION (5801399729)

REF	FN	PART NUMBER	YR/SN	QTY	DESCRIPTION
1		5801459462		1	ELECTRONIC CONTROL UNIT

588H

SECTION INDEX

88 - Accessories

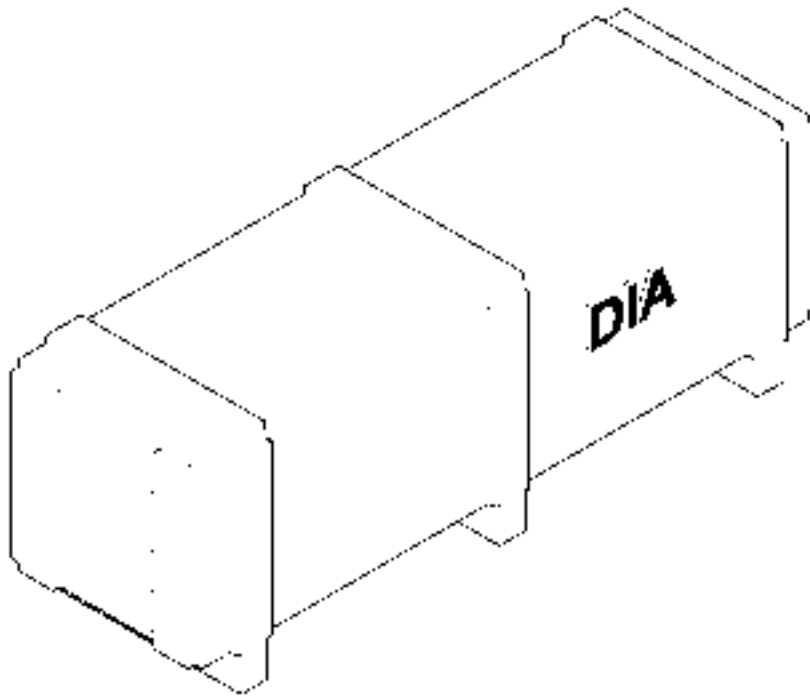
88.100.01	DIA KIT BLOCK HEATER
88.100.02	DIA KIT GRID HEATER
89.100.01	FORKS

88.100.01

p1

08/12

DIA KIT BLOCK HEATER



DIA KIT BLOCK HEATER

REF	FN	PART NUMBER	YR/SN	QTY	DESCRIPTION
1		84562926		1	CONSTRUCTION DIA, Block Heater
2		84562935		1	INSTRUCTION, DIA Kit Block Heater (Not Shown)
3		87693857		1	UNIT HEATER, Assembly
4		87693858		1	CABLE, Block Heater
5		86050279		1	NUT, M10 x 1.5, Flg, CI 10
6		L11541		3	CABLE STRAP, 7" - 8" , Black
7		84546269		1	GUARD, Hose
8		L302731		1	CLAMP, Double
9		43151		1	BOLT, Hex, M12 x 20, 8.8, Full Thd
10		12646001		1	WASHER, M14 x 24 x 2

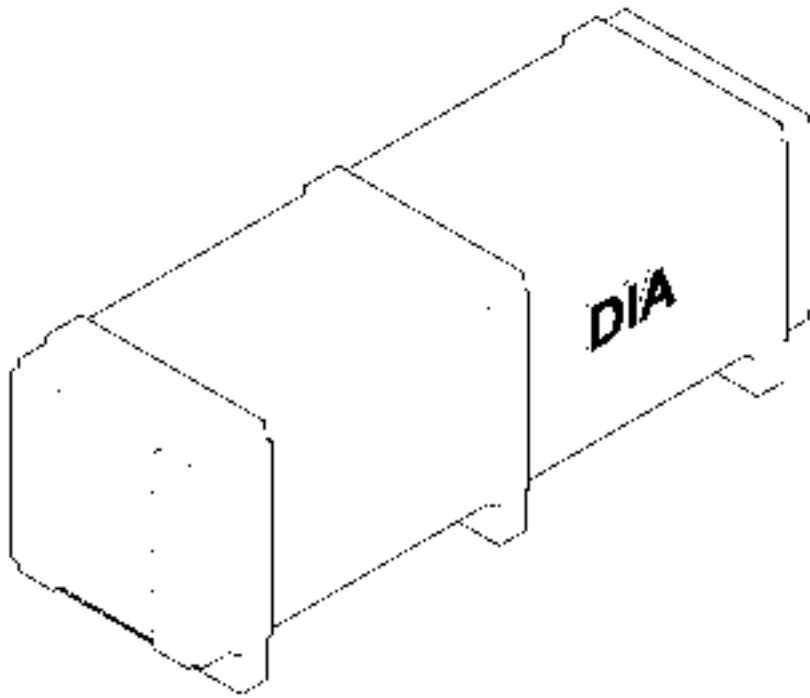
586H 588H

88.100.02

p1

07/12

DIA KIT GRID HEATER

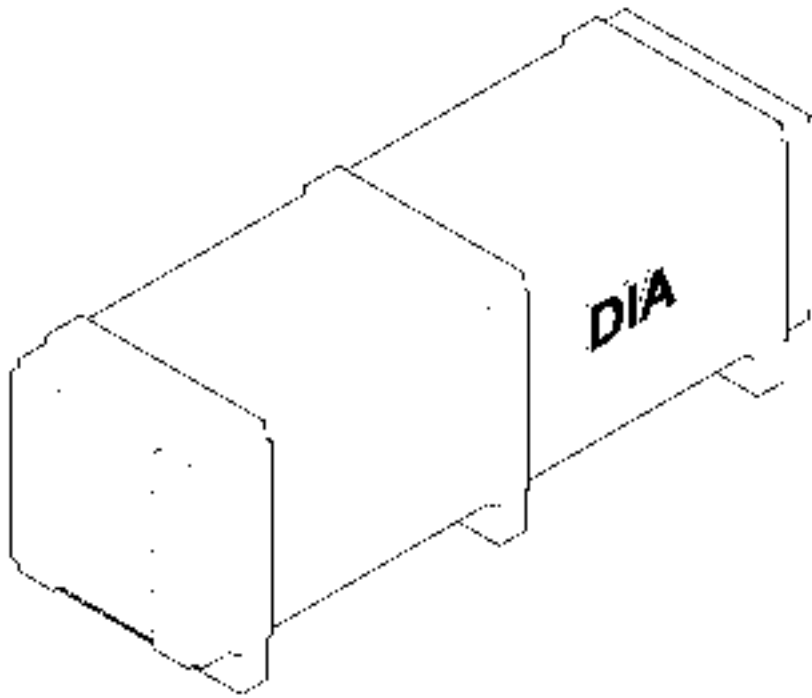


DIA KIT GRID HEATER

REF	FN	PART NUMBER	YR/SN	QTY	DESCRIPTION
1		87477589		1	CONSTRUCTION DIA, Grid Heater Kit
2		84162627		1	INSTRUCTION, Dual Battery
3		87477590		1	INSTRUCTION, Single Battery
4		15212521		2	BOLT, Hex, M6 x 35, 8.8, Full Thd
5		184497A1		1	CABLE, Battery
6		20332		2	LOCK NUT, #10-32, GB
7		250854A1		1	STRAP, Top Battery
8		300388		1	BOLT, Hex, M12 x 25, 8.8
9		322357		2	BELLEVILLE WASHER, M6
10		408535A1		2	PLATE, Battery Support
11		43128		3	SCREW, Hex, M8 x 1.25 x 30.00mm, CI 8.8, ZND
12		43362		6	NUT, Hex, M8, CI 10, ZND
13		435437A1		1	CABLE STRAP, 3/16" x 7 1/4"
14		47132002		1	ELECTRONIC CONTROL UNIT, Modulal
15		70927104		1	CLIP, Plastic
16		82017872		1	HEATER, Grid
17		832-10406		6	NUT, M6 x 1, CI 8
18		83990583		5	LOCK WASHER, M8
19		D126409		4	NUT, Battery Terminal
20		86014151		2	GASKET, Tube
21		8603092		1	WARNING DECAL, Ether
22		86050286		1	FLANGE BOLT, Hex, M10 x 20, 8.8, Full Thd
23		86500688		1	NUT, Hex, M6, 1mm Pitch, 5.20mm High, CI 10, ZND
24		86512439		1	CARRIAGE BOLT, Short NK, M6 x 16, CI8.8, Full Thd
25		86588450		13	WASHER, M6 x 12 x 1.6 Thk
26		86619908		1	RELAY, Cold Start
27		86624184		3	WASHER, Flat, 9.00mm ID x 16.00mm OD x 1.60mm, CST, ZND
28		86624977		1	BOLT, Hex, M10 x 245, 8.8
29		86625255		1	WASHER, M13.5 x 24.5 x 3, HT
30		86637976		1	CLAMP, 3/4", Insul, 5/16" Bolt
31		87016		1	WASHER, 3/8", SAE
32		87301687		2	SCREW, Hex Wash Hd, #10-32 x 1/2"
33		87302554		1	ELEC CONNECTOR, Block Fuse
34		87396228		1	WIRE HARNESS, Cutout

586H 588H

DIA KIT GRID HEATER

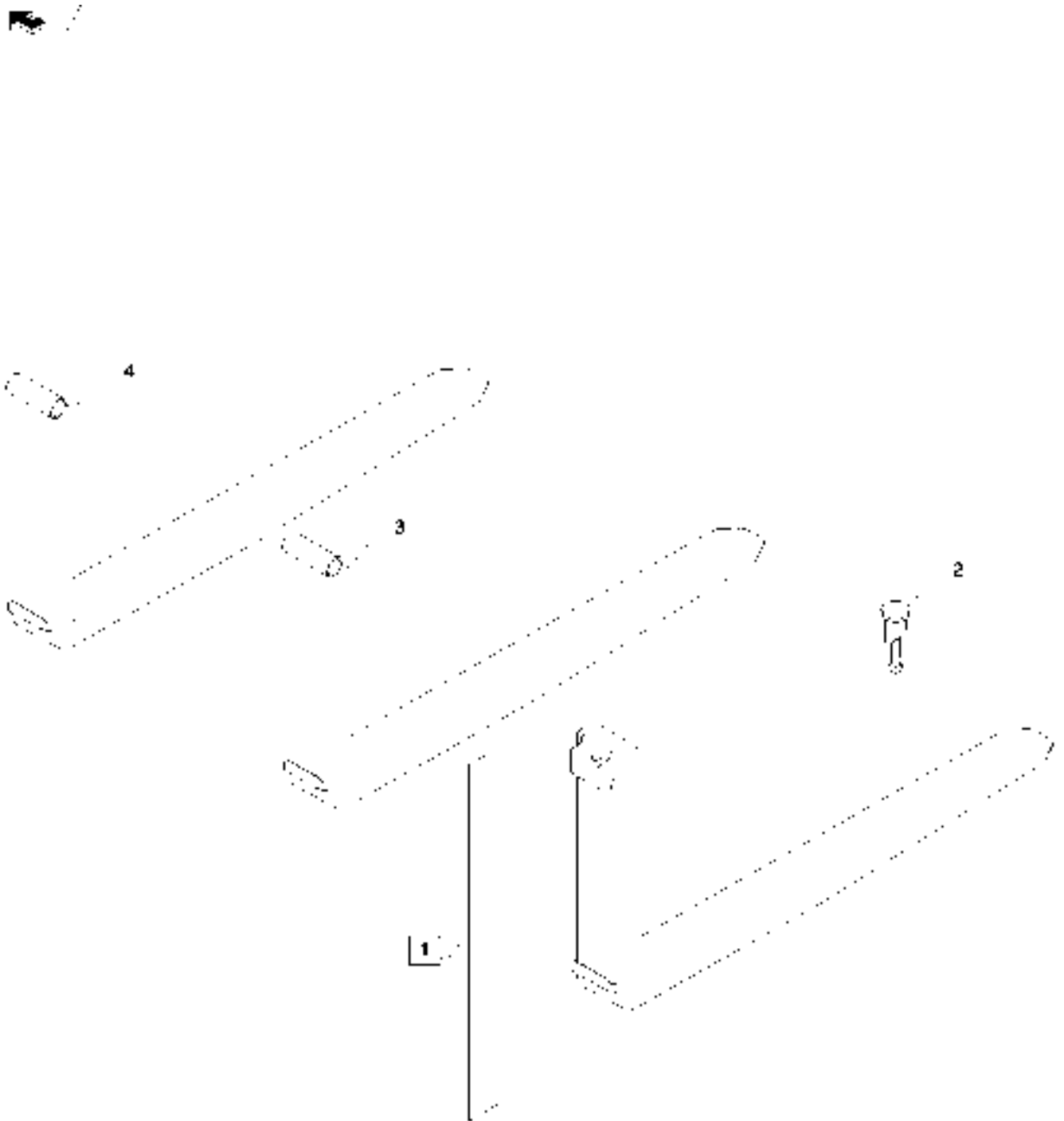


DIA KIT GRID HEATER

REF	FN	PART NUMBER	YR/SN	QTY	DESCRIPTION
35		87397601		1	BRACKET, SUPPORTING, Grid Heater
36		87410265		1	BAR, Fuse To Relay
37		87410602		1	FUSE, 300 Amp
38		87414237		1	PLATE, 10mm Spacer
39		87419615		1	CABLE ASSY., Starter To Fuse
40		87423675		1	ELECTRIC CABLE, Positive Dual Batteries
41		87423676		2	NEG BATTERY CABLE, Strap Dual Batteries
42		87423677		2	GROMMET, Battery Cable
43		87436836		2	RELAY, 40 Amp
44		87601612		1	GROUND CABLE, Relay To Grid Heater
45		87608352		1	WIRE HARNESS, Relay TTo Grid Heater
46		87700800		1	INDICATOR, Cold Start
47		9672548		3	O-RING, -011, 70 Duro, .301" ID x .070" Thk

586H 588H

FORKS



89.100.01

p1

07/12

FORKS

REF	FN	PART NUMBER	YR/SN	QTY	DESCRIPTION
1		329113A1		2	FORK, 1-3/4 x 5 x 48, Hook Mount, For 586H And 588H Models, Incl 2
2		345948A3		2	PIN ASSY., Lock
3		329114A1		2	FORK, 1-3/4 x 5 x 48, Shaft Mount, For 586H Model Only
4		329115A1		2	FORK, 1-3/4 x 5 x 48, Shaft Mount, For 588H Model Only

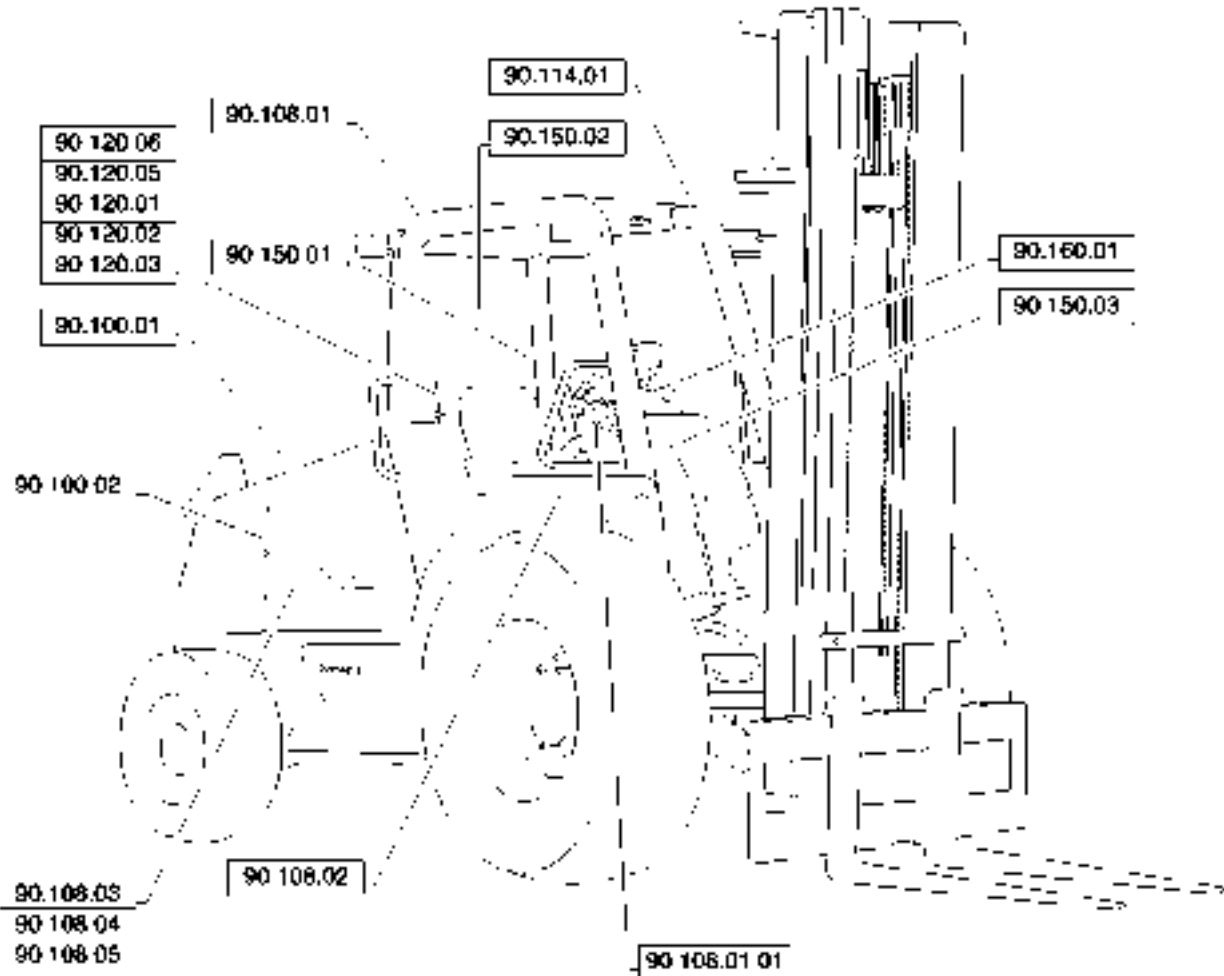
586H 588H

SECTION INDEX

90 - Platform, Cab, Bodywork and Decals

90.000.00		PICTORIAL INDEX, PLATFORM, CAB, BODYWORK AND DECALS
90.100.01		ENGINE HOOD AND EXHAUST PIPE INSTALLATION
90.100.02		ENGINE SIDE PANEL INSTALLATION
90.108.01		CAB COVERS AND MOUNTING PARTS
90.108.01	01	CAB SWITCH LOCK UP
90.108.02		CAB FENDER AND ROPS INSTALLATION
90.108.03		DECALS COMMON ENGLISH
90.108.04		DECALS COMMON ENGLISH
90.108.05		DECALS COMMON SPANISH AND FRENCH CANADIAN
90.114.01		ROPS HARNESS INSTALLATION
90.120.01		DELUXE SEAT, MECHANICAL SUSPENSION, INSTALLATION, (MILSCO)
90.120.02		DELUXE SEAT, MECHANICAL SUSPENSION, INSTALLATION (SEARS)
90.120.03		STANDARD SEAT, MECHANICAL SUSPENSION, INSTALLATION, (MILASCO)
90.120.04		STANDARD SEAT, MECHANICAL SUSPENSION, INSTALLATION, (SEARS)
90.120.05		SEAT, MECHANICAL SUSPENSION, DELUXE, (MILSCO)
90.120.06		SEAT, MECHANICAL SUSPENSION, STANDARD (MILSCO)

PICTORIAL INDEX, PLATFORM, CAB, BODYWORK AND DECALS



90.000.00

p1

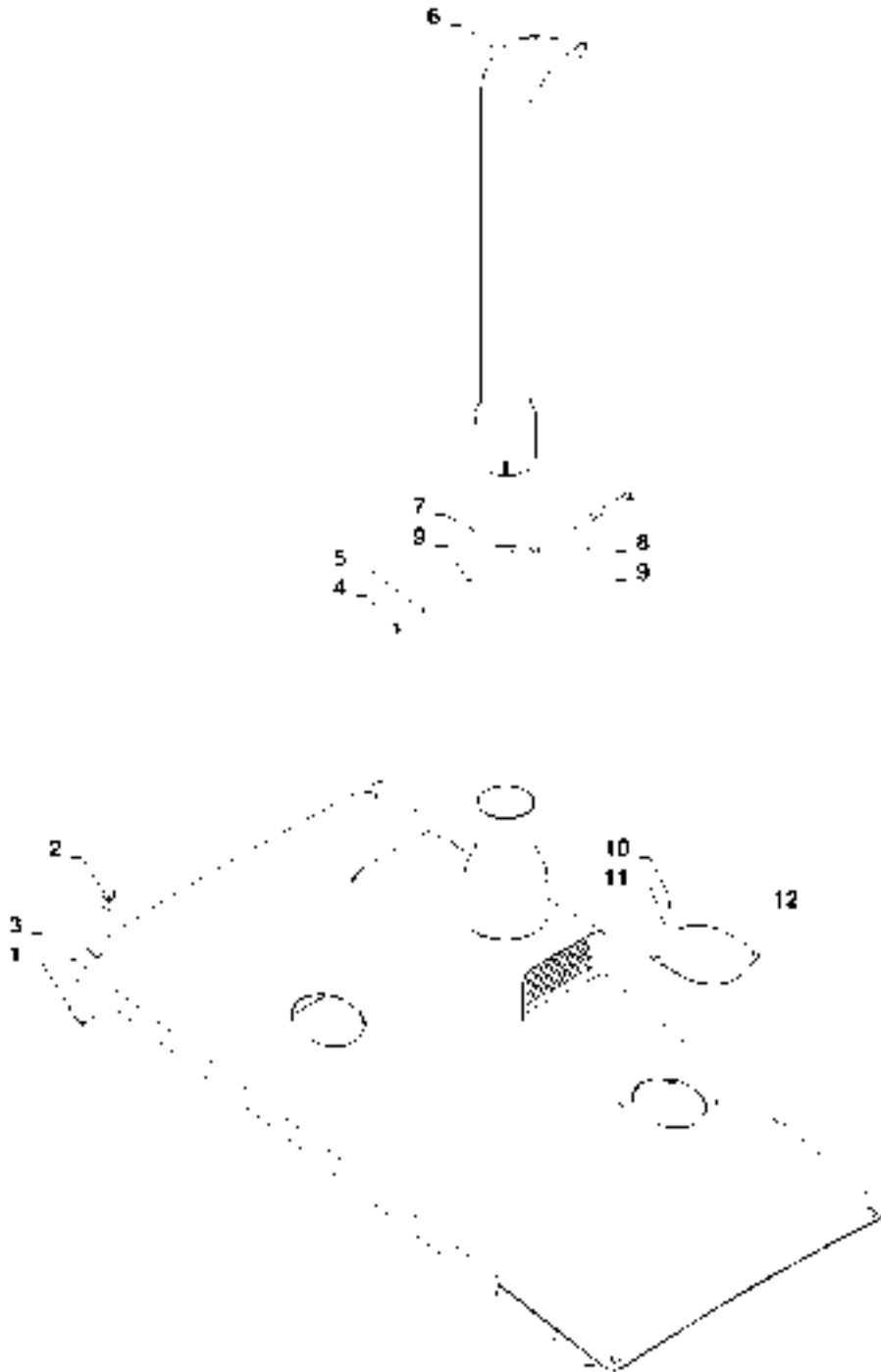
05/12

PICTORIAL INDEX, PLATFORM, CAB, BODYWORK AND DECALS

REF	FN	PART NUMBER	YR/SN	QTY	DESCRIPTION
-----	----	-------------	-------	-----	-------------

					586H 588H
--	--	--	--	--	-----------

ENGINE HOOD AND EXHAUST PIPE INSTALLATION

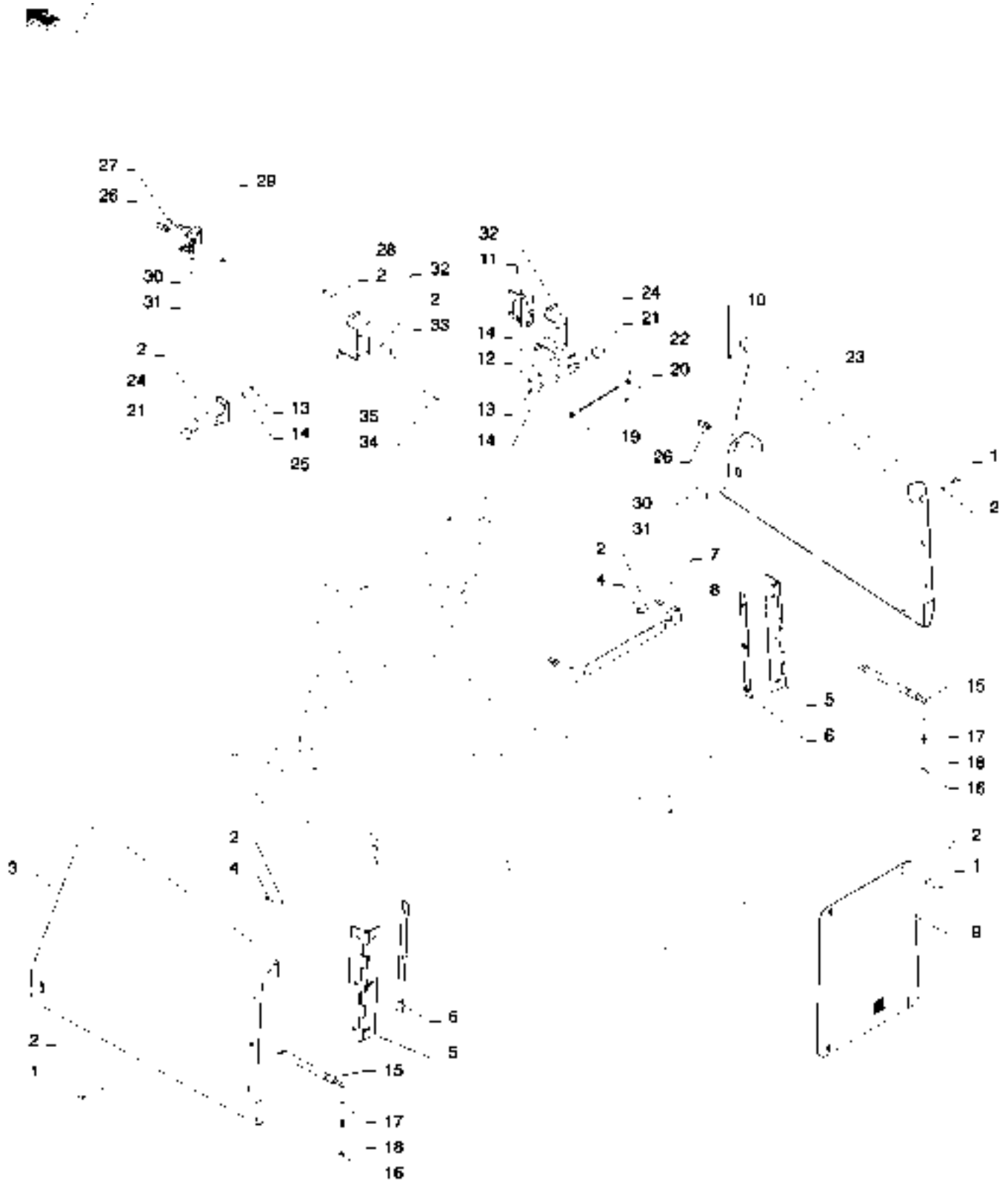


ENGINE HOOD AND EXHAUST PIPE INSTALLATION

REF	FN	PART NUMBER	YR/SN	QTY	DESCRIPTION
1		833-40310		1	NUT, M10, U
2		392828A2		4	BOLT, M10
3		84543215		1	HOOD, Forklift Fixed
4		829-1410		1	NUT, M10, CI 10
5		892-11010		1	LOCK WASHER, M10
6		87309656		1	EXHAUST SYSTEM PIPE, 3 Inch
7		87437804		1	PIPE CLAMP, Exhaust
8		614-10080		1	BOLT, Hex, M10 x 80, 8.8, Full Thd
9		87655046		2	SPECIAL WASHER, M10
10		614-6016		2	BOLT, Hex, M6 x 16, 8.8
11		87655041		2	SPECIAL WASHER, M6
12		409695A1		1	COVER, Radiator

588H 586H

ENGINE SIDE PANEL INSTALLATION

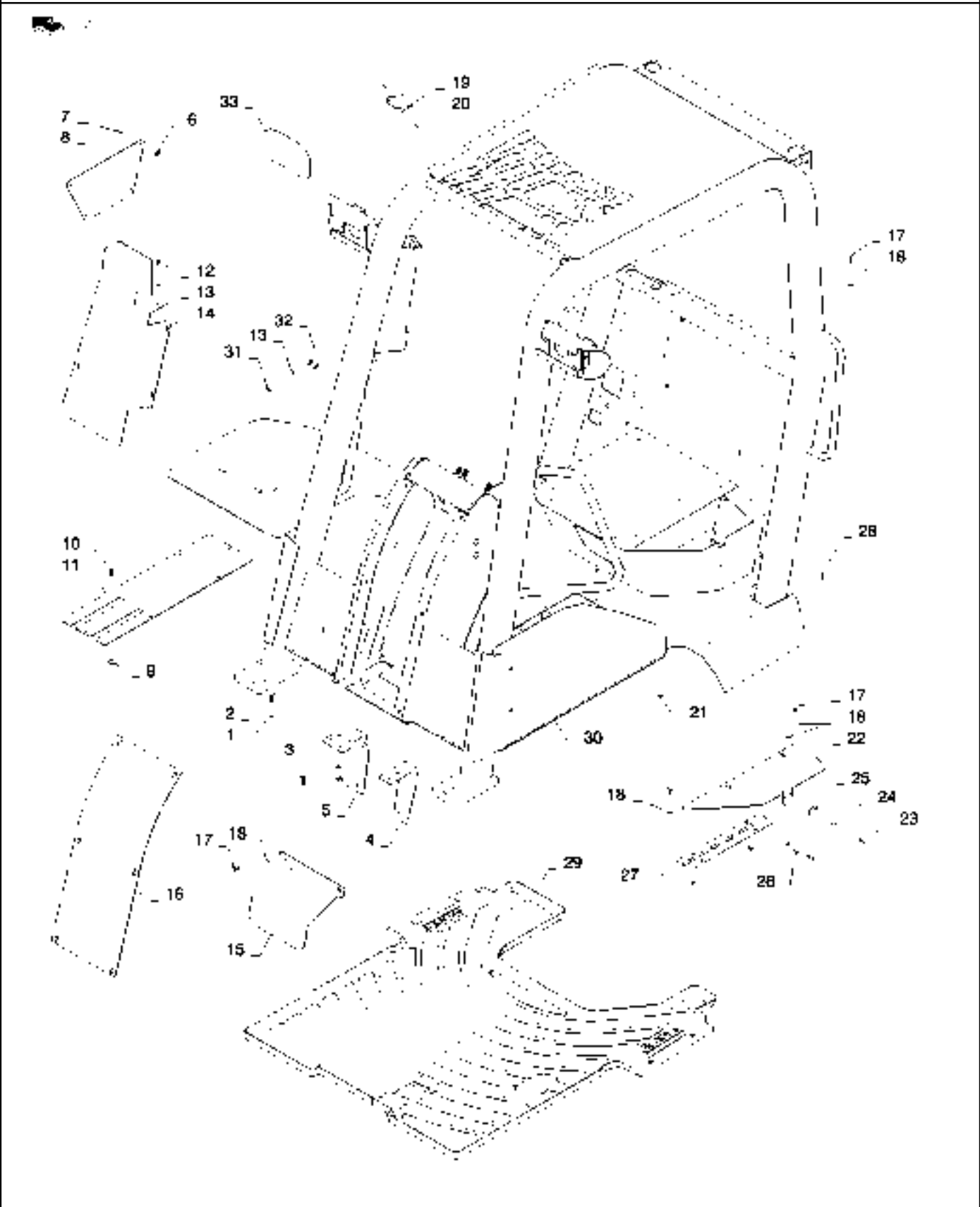


ENGINE SIDE PANEL INSTALLATION

REF	FN	PART NUMBER	YR/SN	QTY	DESCRIPTION
1		614-10025		1	BOLT, Hex, M10 x 25, 8.8, Full Thd
2		87655046		26	SPECIAL WASHER, M10
3		87494283		1	LH CAB DOOR, Panel
4		806-10025		8	BOLT, Hex, Lock, M10 x 25, CI 10.9
5		339480A1		2	HINGE, Side Panel
6		339918A1		2	PLATE, With Door Attachment
7		833-40310		2	NUT, M10, U
8		362399A1		1	BRACKET, Hood
9		340969A1		1	GRILLE, 66% Open
10		356283A1		2	GROMMET, Side Panel
11		117714A1		1	LATCH, Door
12		829-1408		2	NUT, M8, CI 10
13		425-115		4	NUT, 5/16"-24, G5
14		87655042		8	SPECIAL WASHER, M8
15		339361A1		2	SPRING, Gas
16		230-4215		2	LOCK NUT, 5/16"-18, GA
17		F44883		4	CLIP, Spring
18		1340345C1		4	BALL PIN, Stud
19		225059A1		2	CABLE, Door
20		832-10408		4	LOCK NUT, M8 x 1.25, CI 8
21		346104A1		2	MOUNTING PARTS, Vibration
22		614-8020		4	BOLT, Hex, M8 x 20, 8.8
23		87494288		1	RH CAB DOOR, Panel
24		43127		2	SCREW, Hex, M8 x 25, 8.8
25		339578A1		2	BAR, Lock Tab
26		328534A1		2	BOLT, Striker
27		60-6423T1		2	CAP, End
28		829-1410		4	NUT, M10, CI 10
29		330278A1		1	LATCH, Left Hand Door
30		87655043		2	SPECIAL WASHER, M12
31		425-107		2	NUT, 7/16"-14, G5
32		328309A1		2	BRACKET, Door Latch
33		614-10030		4	BOLT, Hex, M10 x 30, 8.8
34		413-416		4	BOLT, Hex, 1/4"-20 x 1", G5
35		492-11025		4	LOCK WASHER, 1/4"

588H 586H

CAB COVERS AND MOUNTING PARTS

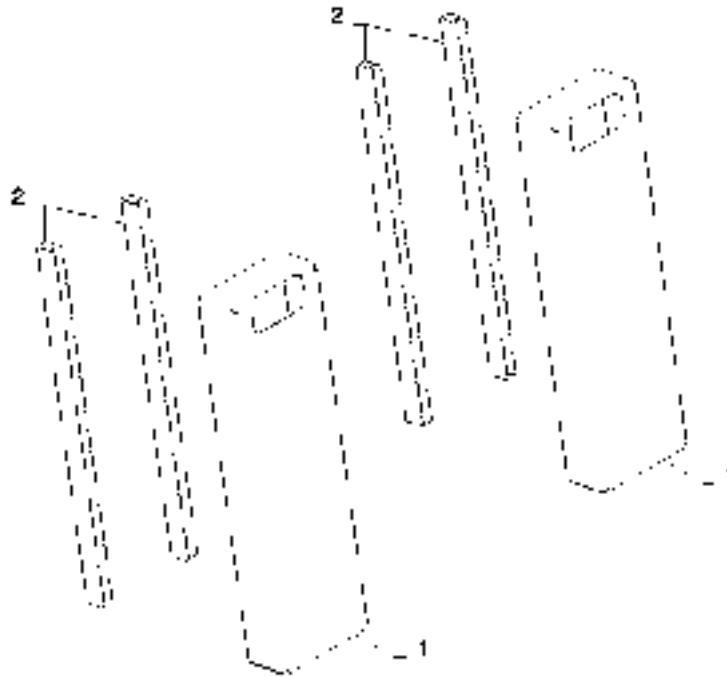


CAB COVERS AND MOUNTING PARTS

REF	FN	PART NUMBER	YR/SN	QTY	DESCRIPTION
1		87655046		8	SPECIAL WASHER, M10
2		614-10025		4	BOLT, Hex, M10 x 25, 8.8, Full Thd
3		345349A1		1	BRACKET, Painted
4		345348A1		1	BRACKET, Painted
5		829-1410		4	NUT, M10, CI 10
6		131-623		4	NUT, Tinn, U, #10-24
7		365133A1		4	SCREW, Captive
8		338094A1		1	PLATE, Cover
9		833-40406		6	NUT, M6, U
10		233724A1		6	FLANGE BOLT, M6
11		84360242		1	PLATE, Floor Cover
12		614-6014		4	BOLT, Hex, M6 x 14, 8.8, Full Thd
13		895-11006		8	WASHER, M6
14		84468921		1	PLATE, ECU Cover
15		361234A1		1	PLATE, Valve Guard
16		327291A1		1	COVER, Rear Console
17		614-8020		10	BOLT, Hex, M8 x 20, 8.8
18		87655042		12	SPECIAL WASHER
19		84498260		19	COVER, Instrument Cluster
20		86511042		4	SCREW, Cross Pan Hd, M4 x 16
21		829-1408		4	NUT, M8, CI 10
22		352520A2		1	PLATE, Tool Box Cover
23		140-106		4	SCREW, Cross Pan Hd, #10-24 x 1/2"
24		231-14409		4	LOCK NUT, #10-24, GB
25		D131940		1	LATCH, Toolbox
26		D131941		1	PLATE, Strike, Toolbox Latch
27		352519A1		1	HINGE, Toolbox
28		280-16516		4	SELF-TAP SCREW, Hex Wash Hd, #10 x 1"
29		329776A1		1	FLOOR MAT, Rubber
30		84423183		1	PLATFORM, Operator
31		829-1406		4	NUT, M6, CI 10
32		335934A1		2	BOLT, Lock Up
33		87441735		2	MIRROR ASSY., Side

586H 588H

CAB SWITCH LOCK UP



90.108.01

01

p1

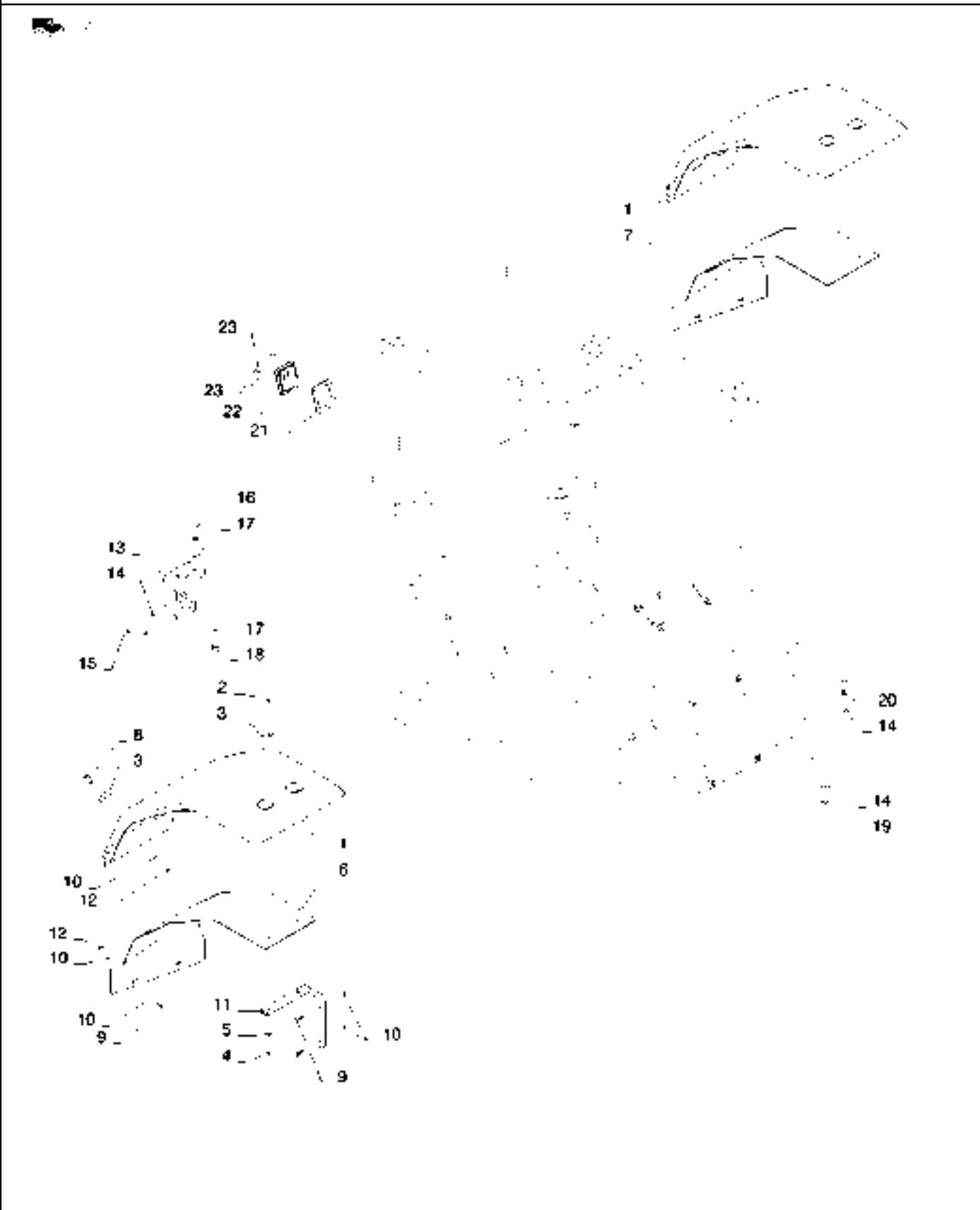
07/12

CAB SWITCH LOCK UP

REF	FN	PART NUMBER	YR/SN	QTY	DESCRIPTION
1		335935A1		2	TRANSFER BOX, Lock Up Box
2		347276A1		4	MOLDING, Quickedge

586H 588H

CAB FENDER AND ROPS INSTALLATION

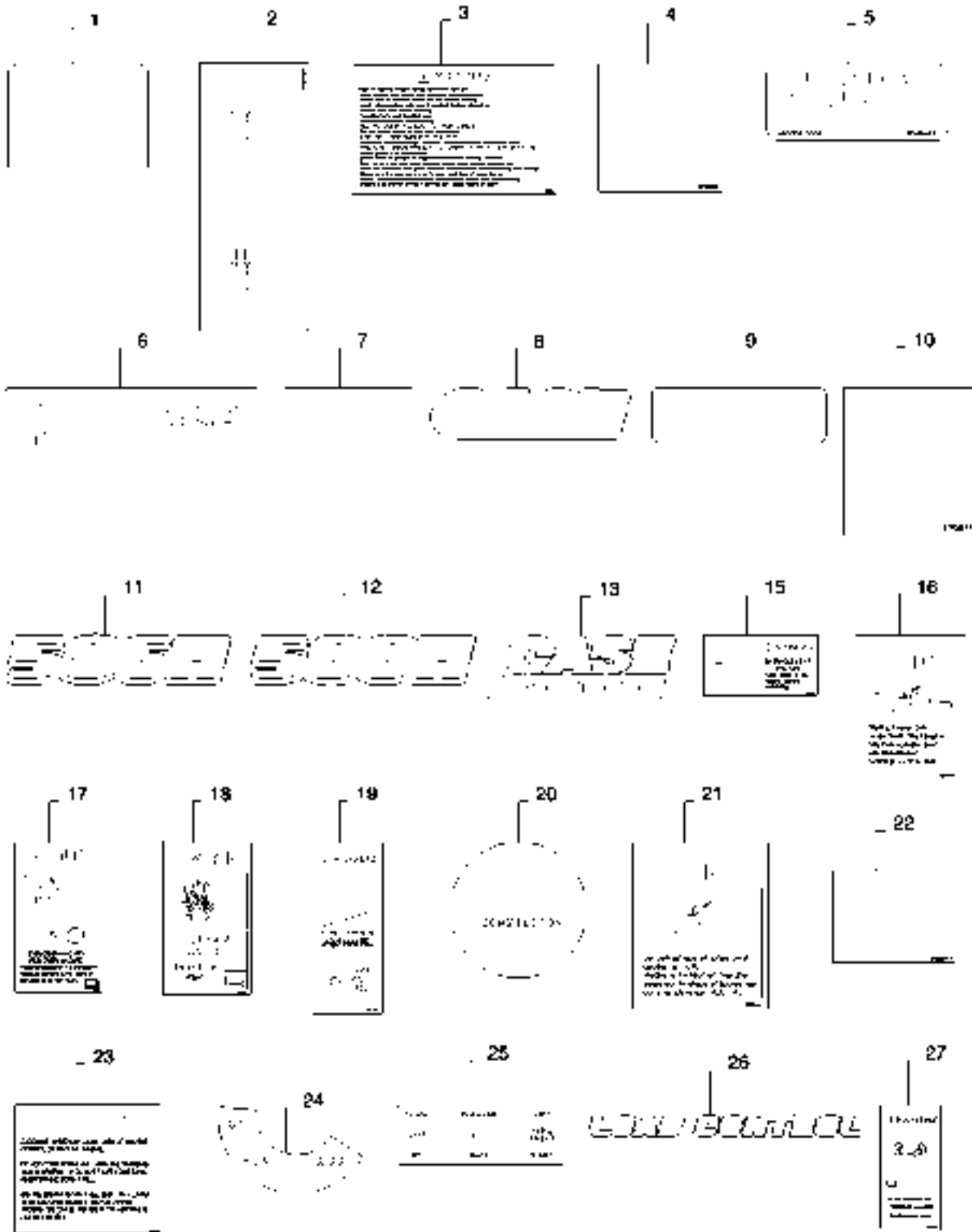


CAB FENDER AND ROPS INSTALLATION

REF	FN	PART NUMBER	YR/SN	QTY	DESCRIPTION
1		319962A1		2	FENDER, Front Small
2		345356A1		4	BOLT, M8
3		345357A1		8	SPECIAL WASHER, 2 1/2 Inches
4		829-1408		8	NUT, M8, CI 10
5		87655042		8	SPECIAL WASHER, M8
6		320363A1		1	SUPPORT, Right Hand Fender
7		320361A1		1	SUPPORT, Left Hand Fender
8		345355A1		1	BOLT, M8 X 30
9		614-10035		8	BOLT, Hex, M10 x 35, 8.8, Full Thd
10		87655042		12	SPECIAL WASHER, M8
11		320215A1		2	BRACE, Upper
12		829-1410		4	NUT, M10, CI 10
13		316082A1		2	MOUNTING PARTS, Front Pod
14		87655043		12	SPECIAL WASHER, M12
15		627-12030		4	BOLT, Hex, M12 x 30, 10.9
16		627-20060		2	BOLT, Hex, M20 x 60, 10.9
17		87655047		4	SPECIAL WASHER, M20
18		829-1420		2	NUT, M20, CI 10
19		829-1412		4	NUT, M12, CI 10
20		827-12060		4	BOLT, Hex, M12 x 60, 10.9
21		84498262		1	GROMMET, Rubber
22		84423177		1	PLATE, Grommet Mounting Firewall
23		281-54512		4	SCREW, Hex Wash Hd, #10-24 x 3/4"

586H 588H

DECALS COMMON ENGLISH



DECALS COMMON ENGLISH

REF	FN	PART NUMBER	YR/SN	QTY	DESCRIPTION
1		192450A1		1	DECAL, Poly Film
2		348343A1		1	DECAL, F-N-R
3		347909A1		1	DECAL, Warning Before Start
4		347894A1		1	DECAL, Auxiliary Control
5		87493418		1	DECAL, Ultra Low Sulfur Fuel
6		84311902		1	DECAL, Customer Assistance
7		87432940S		1	DECAL, Fork Positioner
8		84495419		2	DECAL, Case Impact Logo
9		449842A1		2	DECAL, Reflector
10		87626017		4	DECAL, Tie Down
11		84495426		2	DECAL, 586H Model Only
12		84495427		2	DECAL, 588H Model Only
13		84478049		1	DECAL, Case Grill Medallion
14		131-431		2	LOCK NUT, Self, Threading, 1/4"
15		384267A1		2	WARNING DECAL, Fans/Belts
16		321-7040		1	DANGER DECAL, Starting
17		384269A1		2	DANGER DECAL, Correct Jump Start Method
18		8603092		1	WARNING DECAL, Explosion Hazard
19		321-7030		1	WARNING DECAL, Do Not Jump
20		84498473		1	DECAL, 50 mm Steering Wheel
21		359934A1		1	DECAL, Caution Starting In Gear
22		348344A1		1	DECAL, Clutch Cutout
23		D150900		1	DECAL, Down Hill
24		321-4921		1	DECAL, Ignition
25		321-3902		1	DECAL, Fork Control
26		84497756		2	DECAL, Load Control
27		384258A1		2	DANGER DECAL, Radiator Cap Warning

586H 588H

DECALS COMMON ENGLISH



- 1



7


- 8



- 2



8



3



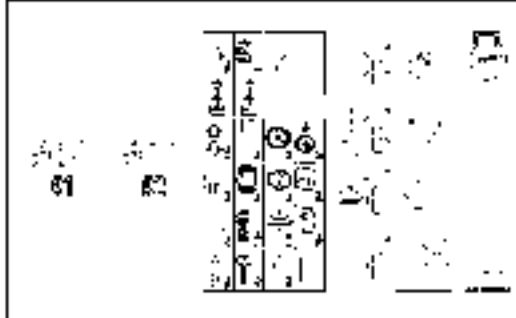
- 10



- 4



- 5



- 6



DECALS COMMON ENGLISH

REF	FN	PART NUMBER	YR/SN	QTY	DESCRIPTION
1		87679249		1	ANTI-SKID STRIP, Black
2		84319035		1	DECAL, Low Sulfur Diesel Fuel, ISO Symbol
3		87581010		2	WARNING DECAL, Pressurized Fuel
4		84468362		2	DECAL, Eagle Logo, 170mm
5		87702297		1	DECAL, Parking Brake
6		84558035		2	DECAL, Case Filter
7		84558036		1	DECAL, Engine Medallion
8		84468361		1	DECAL, CaseCE.Com
9		84578342		1	DECAL, Maintenance
10		84543643		1	DECAL, Fuse and Relay

586H 588H

DECALS COMMON SPANISH AND FRENCH CANADIAN

1

2

3

4

5

6

7

8

9

10

11

12

13

14

15

16

17

18

19

20

21

22

23

24

25

26

27

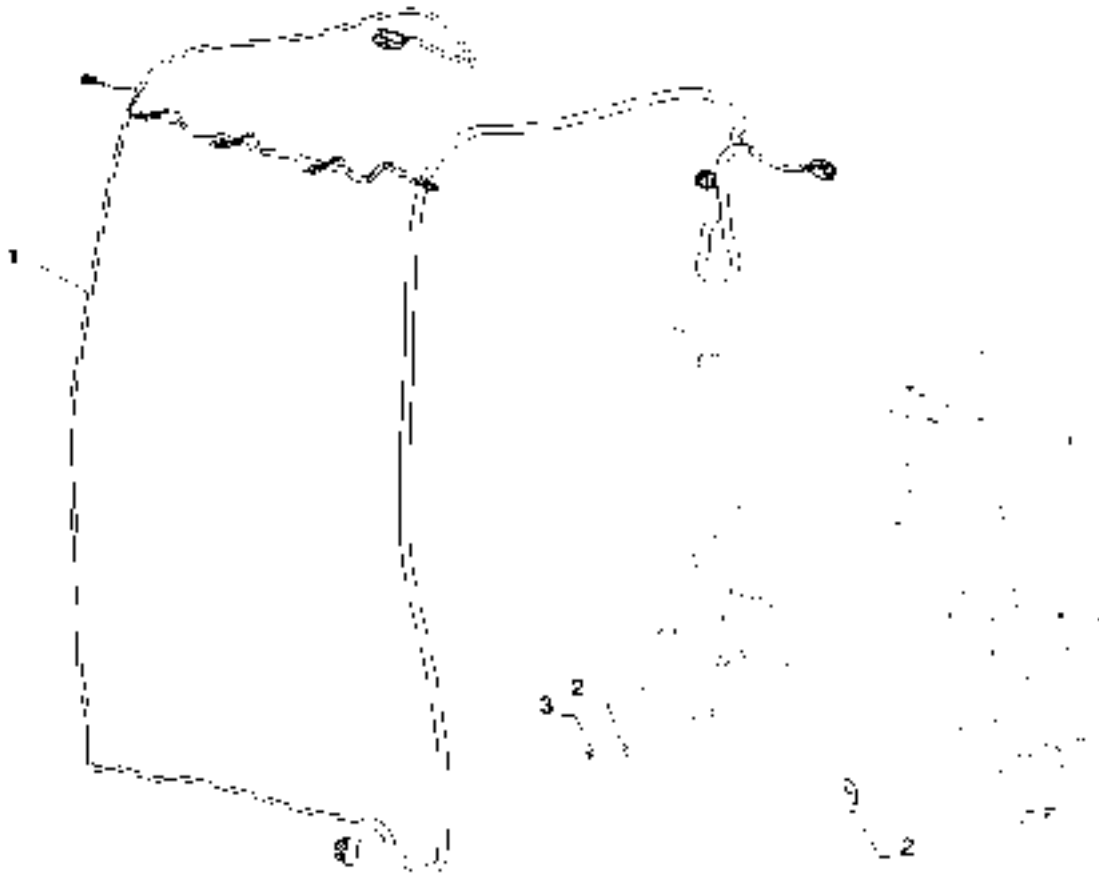
28

DECALS COMMON SPANISH AND FRENCH CANADIAN

REF	FN	PART NUMBER	YR/SN	QTY	DESCRIPTION
1		359933A1		1	DECAL, Starting in Gear, Spanish
2		398583A1		2	DANGER DECAL, Correct Jump Start, French
3		398582A1		2	DANGER DECAL, Correct Jump Start, Spanish
4		359932A1		1	DECAL, Do Not Jump, French
5		8603093		1	WARNING DECAL, Explosion Risk, French
6		8603094		1	WARNING DECAL, Explosion Risk, Spanish
7		359931A1		1	DECAL, Do Not Jump, Spanish
8		431679A1		1	DECAL, Fork Control, Spanish
9		431682A1		1	DECAL, Ingintion, Spanish
10		359938A1		1	DECAL, Excessive Speed, French
11		359937A1		1	DECAL, Excessive Speed, Spanish
12		431680A1		1	DECAL, Fork Control, French
13		431683A1		1	DECAL, Ignition , French
14		359943A1		1	DECAL, Warning Before Starting, French
15		431686A1		1	DECAL, Clutch Cutout, Spanish
16		431687A1		1	DECAL, Clutch Cutout, French
17		359942A1		1	DECAL, Warning Before Starting, Spanish
18		87622506		2	WARNING DECAL, High Pressure, French
19		398571A1		2	WARNING DECAL, Radiator Pressure, French
20		398570A1		2	WARNING DECAL, Radiator Pressure , Spanish
21		87622505		2	WARNING DECAL, Fuel Pressure, Spanish
22		84372542		1	DECAL, Customer Assistance, French
23		398581A1		2	WARNING DECAL, Fans and Belts, French
24		398580A1		2	WARNING DECAL, Fans and Belts, Spanish
25		87708227		1	DECAL, Parking Brake, Spanish
26		87708242		1	DECAL, Parking Brake, French
27		84578344		1	DECAL, Maintenance, Spanish
28		84578346		1	DECAL, Maintenance, French

586H 588H

ROPS HARNESS INSTALLATION



90.114.01

p1

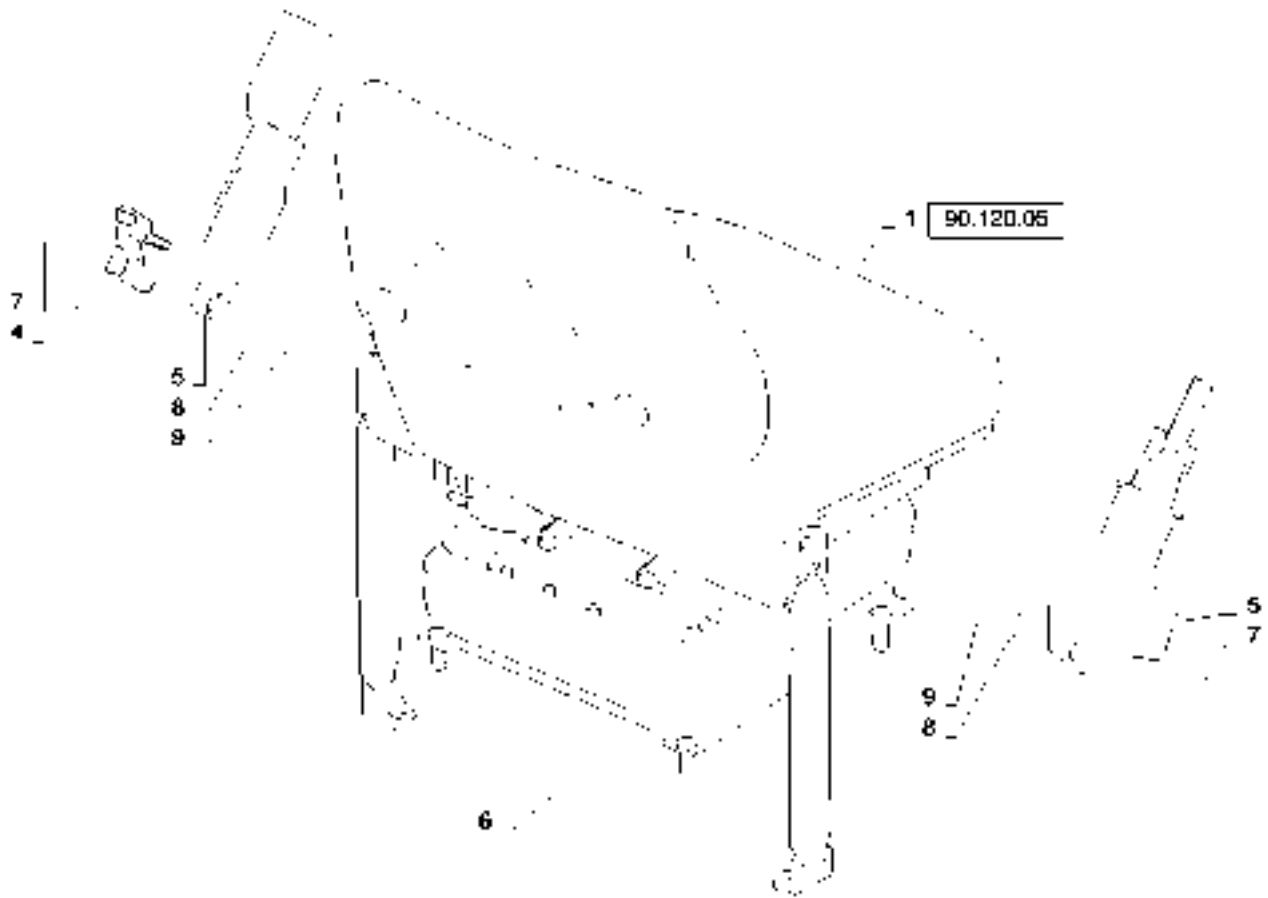
07/12

ROPS HARNESS INSTALLATION

REF	FN	PART NUMBER	YR/SN	QTY	DESCRIPTION
1		84526789		1	WIRE HARNESS, Rops, See Fig 55.101.03
2		515-2395		2	CLAMP, 3/8", Insul, 3/8" Bolt
3		845-6020		1	BOLT, Hex Flg, M6 x 20, 8.8, Full Thd

586H 588H

DELUXE SEAT, MECHANICAL SUSPENSION, INSTALLATION, (MILSCO)



2
3

90.120.01

p1

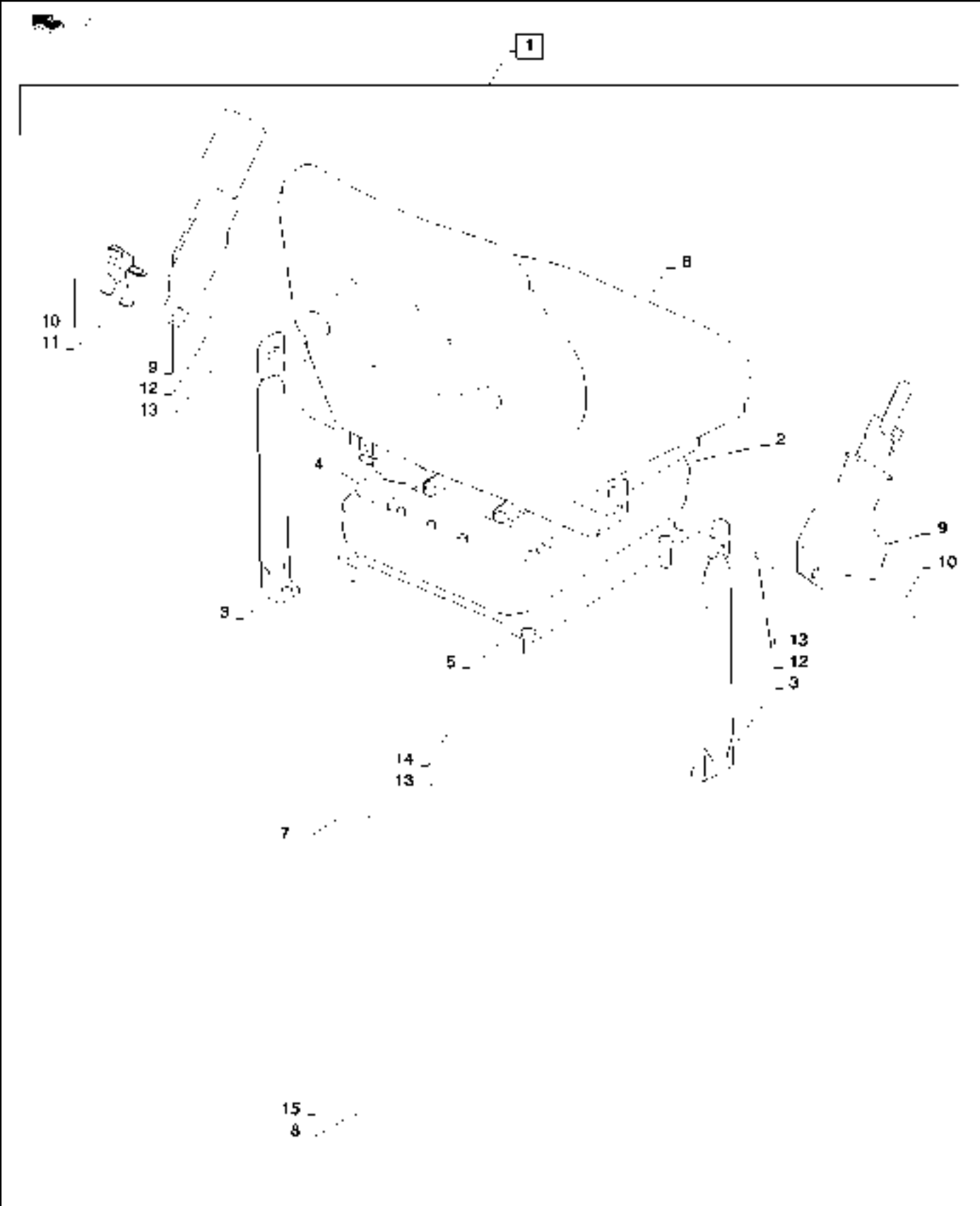
07/12

DELUXE SEAT, MECHANICAL SUSPENSION, INSTALLATION, (MILSCO)

REF	FN	PART NUMBER	YR/SN	QTY	DESCRIPTION
1		323315A1		1	SEAT ASSY., Deluxe, Milsco Brand; See Fig. 90.120.05
2		895-11008		4	WASHER, M8 x 16 x 1.6
3		829-1408		4	NUT, M8, CI 10
4		D150392		1	BRACKET, Outer
5		87408889		1	SAFETY BELT, 50.80 mm W
5		87408888		1	SAFETY BELT, 76.20 mm W
6		232-4617		2	LOCK NUT, 7/16"-20, GC
7		414-724		2	BOLT, Hex, 7/16"-20 x 1 1/2", G5
8		496-81010		2	WASHER, 15/32 x 1 x 7/64
9		D150391		2	SPACER, Zinc Plated

586H 588H

DELUXE SEAT, MECHANICAL SUSPENSION, INSTALLATION (SEARS)

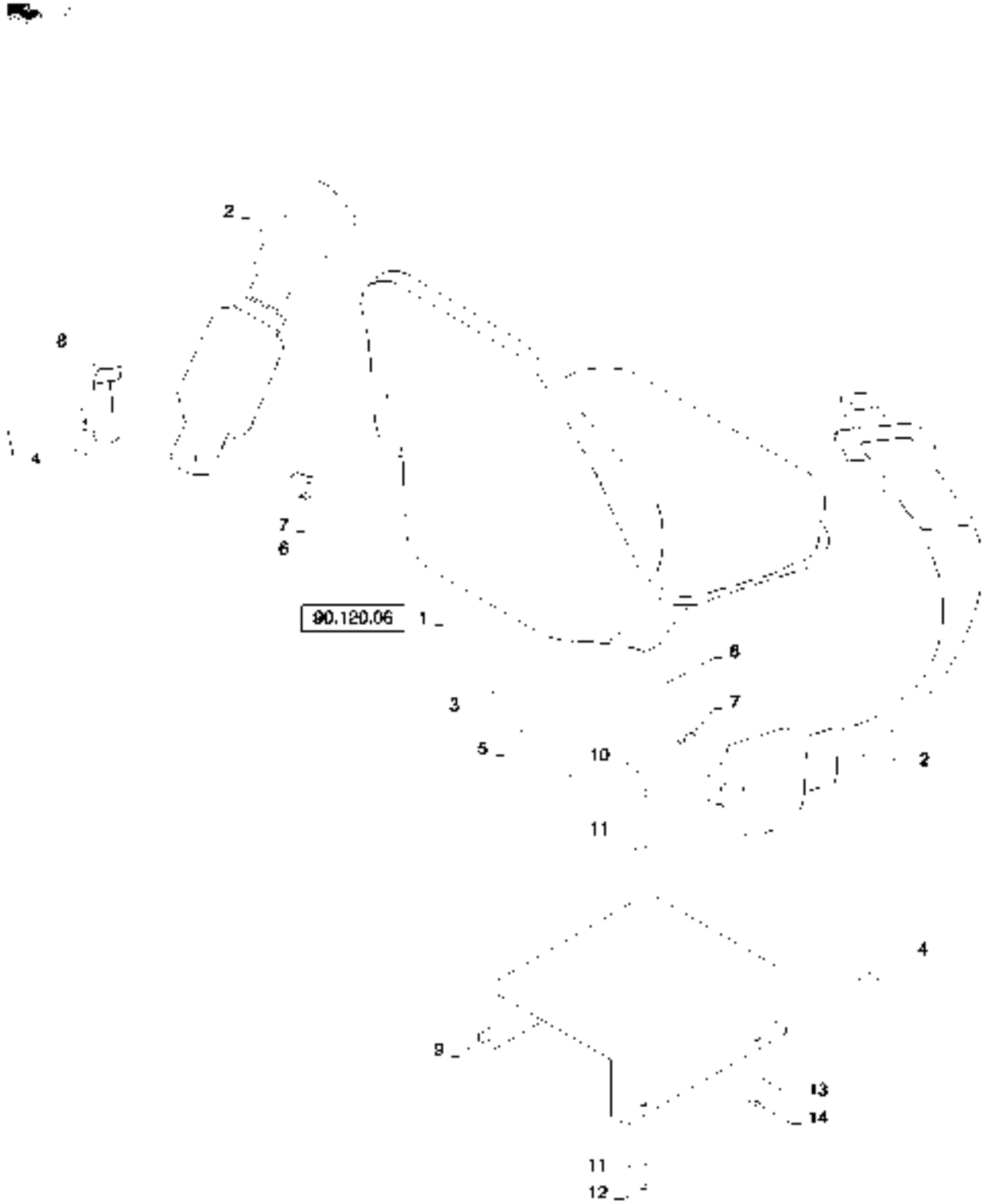


DELUXE SEAT, MECHANICAL SUSPENSION, INSTALLATION (SEARS)

REF	FN	PART NUMBER	YR/SN	QTY	DESCRIPTION
1		87454301		1	SEAT ASSY., Deluxe Seat Assembly, Sears Brand; Incl 2 - 7
2		87338698		1	SEAT ACCESSORY, Suspension Assembly, Component Parts Not Serviced Separately
3		87338687		1	SEAT ACCESSORY, Tether Belt, Two-Piece
4		87338699		1	SEAT ACCESSORY, Slide Kit, Includes (1) Slide Handle, (1) Locking Slide, (1) Slide Latch Rod, (4) Lock Nuts, (6) Flat Washers, (4) 5/16 x 3/4 Bolts, (4) Washers
5		87338700		1	SEAT ACCESSORY, Riser Kit, Includes (1) Adapter Plate Riser Weldment, (4) M8 x 12 Bolts
6		87338685		1	SEAT BACK, Seat Top, Gray Vinyl
7		495-81010		2	WASHER, .469" x 1 1/4" x .060", Seat Front
8		829-1408		4	NUT, M8, CI 10
9		87408889		1	SAFETY BELT, 50.80 mm W
9		87408888		1	SAFETY BELT, 76.20 mm W
10		414-724		2	BOLT, Hex, 7/16"-20 x 1 1/2", G5
11		87310149		1	BRACKET, Left-Hand Side
12		D150391		2	SPACER, Zinc
13		496-81010		2	WASHER, 15/32 x 1 x 7/64
14		232-4617		2	LOCK NUT, 7/16"-20, GC
15		895-11008		4	WASHER, M8 x 16 x 1.6

586H 588H

STANDARD SEAT, MECHANICAL SUSPENSION, INSTALLATION, (MILASCO)



90.120.03

p1

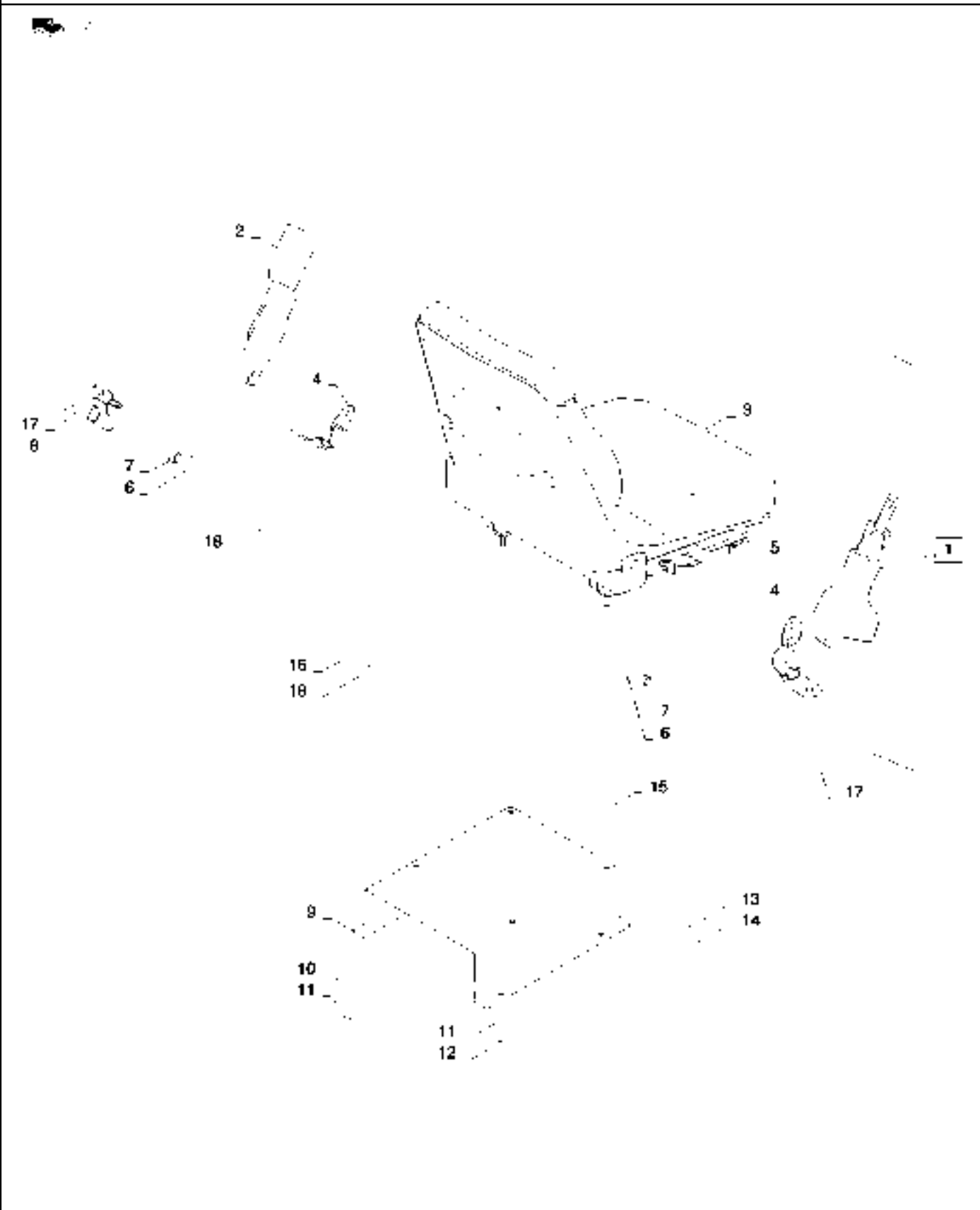
07/12

STANDARD SEAT, MECHANICAL SUSPENSION, INSTALLATION, (MILASCO)

REF	FN	PART NUMBER	YR/SN	QTY	DESCRIPTION
1		323314A1		1	SEAT ASSY., Standard, Milsco Brand, See Fig. 90.120.06
2		87408889		1	SAFETY BELT, 50.80 mm W
2		87408888		1	SAFETY BELT, 76.20 mm W
3		232-4617		2	LOCK NUT, 7/16"-20, GC
4		414-724		2	BOLT, Hex, 7/16"-20 x 1 1/2", G5
5		496-81010		4	WASHER
6		495-81169		2	WASHER, 17/32" x 2 1/2" x .120"
7		D150391		2	SPACER, Zink
8		D150392		1	BRACKET, Left-Hand Side
9		352736A1		1	PLATE, LARGE, Mounting
10		614-10025		4	BOLT, Hex, M10 x 25, 8.8, Full Thd
11		895-15010		8	WASHER, M11 x 24 x 2
12		829-1410		4	NUT, M10, CI 10
13		895-11008		4	WASHER, M8 x 16 x 1.6
14		829-1408		4	NUT, M8, CI 10

586H 588H

STANDARD SEAT, MECHANICAL SUSPENSION, INSTALLATION, (SEARS)



STANDARD SEAT, MECHANICAL SUSPENSION, INSTALLATION, (SEARS)

REF	FN	PART NUMBER	YR/SN	QTY	DESCRIPTION
1		87454300		1	SEAT ASSY., Standard, Sears Brand; Incl 2 - 5
2		87408889		1	SAFETY BELT, 50.80 mm W
2		87408888		1	SAFETY BELT, 76.20 mm W
3		87338685		1	SEAT BACK, Seat Top, Gray Vinyl
4		87338686		1	SEAT ACCESSORY, Tether Belt, Two-Piece
5		87338699		1	SEAT ACCESSORY, Slide Kit; Includes (1) Slide With Handle, (1) Locking Slide, (1) Slide Latch Rod, (4) Lock Nuts, (6) Flat Washers, (4) Bolts, (4) Washers
6		495-81169		2	WASHER, 17/32" x 2 1/2" x .120"
7		D150391		2	SPACER, Zink
8		87310149		1	BRACKET, Left-Hand Side
9		352736A1		1	PLATE, LARGE, Mounting
10		614-10025		4	BOLT, Hex, M10 x 25, 8.8, Full Thd
11		895-15010		2	WASHER, M11 x 24 x 2
12		829-1410		4	NUT, M10, CI 10
13		895-11008		4	WASHER, M8 x 16 x 1.6
14		829-1408		4	NUT, M8, CI 10
15		495-81010		2	WASHER, .469" x 1 1/4" x .060"
16		232-4617		2	LOCK NUT, 7/16"-20, GC
17		414-724		2	BOLT, Hex, 7/16"-20 x 1 1/2", G5
18		496-81010		4	WASHER, 15/32 x 1 x 7/64
					586H 588H

SEAT, MECHANICAL SUSPENSION, DELUXE, (MILSCO)



SEAT, MECHANICAL SUSPENSION, DELUXE, (MILSCO)

REF	FN	PART NUMBER	YR/SN	QTY	DESCRIPTION
1		323315A1		1	SEAT ASSY., Milsko Seat, Incl 2 - 8
2		339697A1		1	ASSEMBLY, Seat Boot
3		339698A1		1	ASSEMBLY, Damper
4		339699A1		1	ASSEMBLY, Spring Cable
5		339700A1		1	ASSEMBLY, Seat Knob
6		339701A1		1	ASSEMBLY, Roller And Bumper
7		339702A1		1	ASSEMBLY, Shroud
8		339703A1		1	ASSEMBLY, Forward And Aft Adjuster

586H 588H

SEAT, MECHANICAL SUSPENSION, STANDARD (MILSCO)



90.120.06

p1

05/12

SEAT, MECHANICAL SUSPENSION, STANDARD (MILSCO)

REF	FN	PART NUMBER	YR/SN	QTY	DESCRIPTION
1		323314A1		1	SEAT ASSY., Standard, MilSCO Seat
2		339703A1		1	ASSEMBLY, Forward And Aft Adjuster

586H 588H

INDEX - INDICE - INDEX - ZAHLENVERZEICHNIS - INDICE - INDICE - INDHOLD - INHOUD

Number	Figure	Sequence	Ref.	Number	Figure	Sequence	Ref.
{}	05.100.03			121410A1	55.100.01	01	9
	05.100.03			121411A1	55.100.01	01	18
	05.100.03				55.101.04		4
	05.100.03			121412A1	55.100.01	01	8
	05.100.03			121413A1	55.100.01	01	20
	05.100.03			121414A1	55.100.01	01	17
{84468417C}	21.111.01	02	1		55.101.04		5
{84468417R}	21.111.01	02	1	121416A1	55.100.01	01	10
{84468420C}	21.111.01	01	1	121729A1	33.202.01		16
{84468420R}	21.111.01	01	1	122259A1	27.550.03		10
{84497367}	35.540.00		2	122261A1	27.550.02		8
{87395365C}	27.100.01		1	122264A1	27.450.01		10
{87395365R}	27.100.01		1	122265A1	27.450.01		9
{LIST A}	05.100.01				27.550.03		9
100-11156	35.100.01		23	122268A1	27.100.02		13
	35.100.01	02	26	122270A1	27.100.02		7
	35.100.03		27		27.550.02		5
	35.100.04	02	5	122536A1	05.100.01		1
100-11175	35.100.04		30		35.300.03		1
	35.100.06		23	122603A1	35.300.02		13
	35.100.07		31	122736A1	55.512.01		5
	35.100.07	03	6	122740A1	55.512.01		1
100092	27.100.01		2	126-116	21.133.01		2
	27.120.02		29	12646001	55.202.01		2
100520A1	27.100.02		12		88.100.01		10
100532A1	27.450.01		3	1266753C1	35.740.01		24
100533A1	27.450.01		8	126844A1	55.512.01		2
	27.550.03		11	1272766C1	35.740.01		3
100552A1	27.120.02		6	1272767C1	35.740.01		10
100553A1	27.120.02		16	128570A1	25.102.04		11
100554A1	27.120.02		15		27.106.02		12
100555A1	27.120.02		21	128781A1	05.100.03		
100556A1	27.120.02		5	128782A1	05.100.03		
100557A1	21.111.01	01	3	129-667	35.300.03		5
	21.111.01	02	3	130047A1	10.218.01		19
	25.100.01		6	131-431	90.108.03		14
	27.120.02		25	131-623	90.108.01		6
100559A1	27.120.02		7	131676A1	35.540.00		21
100561A1	27.120.02		14		35.540.01		1
100562A1	27.120.02		22	131691A1	55.512.01		6
100748A1	21.100.02	01	5	133711A1	55.512.01		4
100753A1	21.154.03		20	133715A1	55.512.01		3
102-23206	35.105.00		8	1340345C1	90.100.02		18
	35.105.01		8	1349058C1	27.106.02		6
102201A1	35.355.05		38	1349059C1	25.102.04		2
	35.355.06		42		27.106.02		7
	35.355.07		28	13518021	10.254.01		8
103-11125	35.100.01		22	137223A2	27.100.01		14
	35.100.01	02	10	138-328	33.120.01		1
	35.100.01	02	12	138595A1	05.100.02		4
	35.100.03		11		35.300.01		4
	35.100.04		20	139294A1	25.102.01		5
	35.100.06		22	139312A1	21.140.01		29
	35.100.07		22		33.110.01		22
103-1518	55.525.01		8	140-106	90.108.01		23
103-16125	35.540.02		4	140-107	41.101.01		11
103-21200	35.740.00		18	140943A1	27.106.02		8
	35.740.00		4	140944A1	27.106.02		8
103-21300	35.100.01		20	140945A1	27.106.02		8
	35.100.03		13	140946A1	27.106.02		8
	35.100.04		17	140947A1	27.106.02		8
	35.100.06		20	140948A1	27.106.02		8
	35.100.07		19	140949A1	27.106.02		8
10395890	05.100.02		1	140951A1	27.106.02		8
10401190	05.100.02		2	140953A1	27.106.02		8
10402190	05.100.02		3	140954A1	27.106.02		8
10902624	55.015.02		3	143204A1	35.740.01		13
112486A1	27.106.01		12	143219A1	33.202.01		24
112509A1	27.550.03		5	14329901	10.001.02		7
	41.216.02		3	144171A1	55.302.02		7
112517A1	21.154.03		9	144219A1	05.100.02		5
114295A1	27.120.02		23		41.200.01		1
114882A2	41.101.01		5	144279A1	25.108.01		7
116425A1	27.120.02		13		27.124.01		7
116426A1	27.120.02		8	144457A1	41.216.02		13
116427A1	27.120.02		9	144460A1	27.106.02		1
117714A1	90.100.02		11	144461A1	27.100.03		1
120113	33.110.01		9	144462A1	27.100.03		6

INDEX - INDICE - INDEX - ZAHLENVERZEICHNIS - INDICE - INDICE - INHOLD - INHOUD

Number	Figure	Sequence	Ref.	Number	Figure	Sequence	Ref.
144463A1	27.100.03		5	16689325	10.106.03		3
144465A1	27.100.03		4	16727724	10.106.03		7
144466A1	27.120.02		3	16728524	10.254.01		9
145221C3	35.740.01		9	16729434	10.254.05		4
145233C1	35.740.01		6	16730924	10.106.03		17
145453C1	35.740.01		7	16867073	10.101.03		4
147764A1	55.302.02		12	16978124	10.250.01		21
15212521	88.100.02		4		55.100.05		4
1530028C1	21.111.01	01	6	16987801	10.106.02		3
	21.111.01	02	6	16988301	10.101.01	01	6
1542874C1	35.740.00		9	16990670	10.101.01	01	19
1542964C1	35.740.00		5	16990970	10.001.02		8
1543256C1	05.100.02		6		10.101.01	01	19
	35.740.00		12	16992415	10.400.01		3
15972224	55.301.02		11	16993411	10.408.01		4
16044321	33.110.01		21	16993711	10.400.01		6
16508060	10.250.01		2	16994611	10.400.01		8
16508260	10.400.01		4	17037921	55.301.02		6
16511214	10.250.01		3	17044625	10.101.02		13
	55.414.01		13		10.101.03		6
16585125	10.101.02		8		10.254.01		18
16586025	10.101.02		14	17044725	10.247.01		4
	10.250.01		22		10.254.06		13
16586424	10.402.02		3	17044731	10.218.02		7
16586625	10.102.01		6		55.301.02		7
	10.106.03		9	17044825	55.301.02		12
	10.408.01		9	17094904	10.247.01		3
	55.301.02		5	17095125	55.301.02		10
16586725	10.106.03		5	1725741	21.111.01	02	25
	10.218.01		7	17275310	10.106.01		10
16586825	10.206.01		5	17275410	10.103.02		3
16586924	10.408.01		8	17277981	10.304.01	01	3
16586925	10.106.03		11	17278090	10.101.02		7
	10.254.01		10	17278481	55.414.01		17
16587024	10.012.04		2	17281881	10.250.01		24
16587325	55.301.02		13		10.254.06		5
16587824	55.301.02		2		10.304.01	01	12
16587924	10.012.04		4	17282280	10.102.01		3
16588225	10.304.01	01	9	17282281	10.304.03		4
16591725	10.101.02		3	17283081	10.101.02		9
16592225	10.206.02		7	17283181	10.304.01	01	6
16592325	10.106.03		6	17289081	10.400.01		2
16592924	10.414.03		5	17289181	10.254.06		8
16597225	10.254.06		6	17290781	10.114.02		2
16597524	10.254.01		17	17295480	10.304.01	01	11
16597925	10.103.03		9	17314990	10.101.02		12
	10.218.01		6	17316290	10.218.01		12
	10.254.06		14	175957A1	25.102.04		3
16598325	10.101.02		4	175966A1	25.102.02		7
	10.254.06		12	17749985	10.254.01		14
	10.402.01		3	17917015	10.001.02		14
16598425	10.254.01		7	18-970	35.105.01		7
16600224	10.106.01		7	181100A1	21.111.01	01	8
	10.250.01		16		21.111.01	02	8
	10.400.01		5		21.133.02		21
16673635	10.114.02		4		21.134.04		6
	10.254.06		11	181101A1	21.111.01	01	23
	10.304.01	01	8		21.111.01	02	19
	10.402.01		4	181105A1	21.111.01	01	14
	10.408.01		6		21.111.01	02	14
	55.100.05		6		33.110.01		15
16673735	10.103.03		10	181108A1	21.140.01		24
	10.106.01		11		21.154.02	01	13
	10.106.03		8		21.154.02	02	16
	10.254.06		18	181111A1	21.140.01		13
	10.414.03		7	181116A1	21.140.01		8
16673835	10.101.01	02	4	181118A1	21.154.02	01	3
	10.206.02		10		21.154.02	02	3
	10.206.02		4	181122A1	21.154.03		8
	10.254.01		6	181123A1	21.154.02	01	19
	10.408.01		7		21.154.02	02	23
16677735	10.304.01	01	7	181126A1	21.154.03		13
16678034	10.106.01		15	181128A1	21.140.01		4
16678035	10.103.03		2	181130A1	21.154.02	01	18
16678435	10.103.03		4		21.154.02	02	24
16689024	10.304.03		3	181132A1	21.154.01		5
16689121	10.402.01		8		21.154.02	01	4
16689124	55.100.05		2		21.154.02	02	4

INDEX - INDICE - INDEX - ZAHLENVERZEICHNIS - INDICE - INDICE - INDHOLD - INHOUD

Number	Figure	Sequence	Ref.	Number	Figure	Sequence	Ref.
181138A1	21.133.02		7	1966559C1	27.106.01		13
181139A1	21.133.02		17	1966993C1	21.133.02		19
181141A1	21.111.01	01	17	1967003C1	27.106.01		5
	21.111.01	02	17	1967581C1	21.133.02		1
181142A1	21.100.01	01	5	1967585C1	21.133.02		4
181144A1	21.154.02	01	21	1978141C1	35.350.01		10
	21.154.02	02	21	1978142C1	35.350.01		5
181158A1	21.140.01		11	1978143C1	35.350.01		7
181159A1	21.140.01		10	1978144C1	35.350.01		8
181161A1	21.140.01		14	1978158C1	35.350.01		9
181165A1	21.154.02	01	22	20332	88.100.02		6
	21.154.02	02	20	20943310	21.154.01		3
181171A1	21.133.02		5	214-1406	35.300.02		8
181173A1	21.133.02		12	214-1412	10.408.03	01	24
181174A2	21.133.02		24	214-1416	10.408.03	01	20
181175A1	21.133.02		14	214-1420	35.540.00		29
181176A1	21.111.01	02	13	214-1424	10.202.01		9
181177A1	21.133.02		2	214-1428	10.202.01		8
181179A1	21.111.01	01	15	214-1440	10.408.03	01	11
	21.111.01	02	15	214-1448	10.202.01		5
181198A1	21.154.03		4	214-1464	10.202.01		18
181202A1	21.100.02	01	2		10.202.01	01	6
181203A1	21.133.02		23	214-1472	10.202.01		4
181207A1	21.134.03		24	214-1704	10.218.01		17
181232A1	21.111.01	01	16		10.408.03	01	4
	21.111.01	02	16		33.202.01		15
181245A2	21.133.02		15	214-1706	10.218.01		20
181250A1	05.100.02		7		33.202.01		2
181251A1	21.134.03		9	217-1102	35.300.02		11
18137825	10.250.01		7	217-117	10.218.01		18
	10.402.01		9	217-314	21.104.01	01	2
18139224	10.106.02		8	217-347	35.300.01		7
18139424	10.114.01		2	217-349	21.104.01	01	3
	10.304.03		2	217-380	35.300.02		10
	10.414.03		9	218-1023	21.111.01	02	2
18199070	10.250.01		13	218-1275	27.100.01		22
	10.254.01		15		27.550.01		10
184497A1	55.302.01		9	218-459	21.111.02		3
	88.100.02		5	218-5053	41.101.01		14
184627A2	33.202.01		14		41.200.01		10
185926A1	10.218.01		5	218-5059	35.540.03		6
	35.300.02		3		41.101.01		13
190427A1	21.154.02	01	1	218-5060	35.100.04	01	11
	21.154.02	02	1		35.540.03		10
190428A3	21.133.02		3	218-5062	10.408.03	01	7
190431A1	21.134.04		2		10.408.03	02	12
190442A1	21.134.03		3	218-5064	35.540.02		15
190506A1	25.102.04		6	218-5069	35.540.01		9
190508A1	25.102.04		6	218-5101	35.100.02	01	7
190509A1	25.102.04		6		35.100.04	01	7
190510A1	25.102.04		6	218-5103	27.100.01		19
190511A1	25.102.04		6		27.550.01		15
190512A1	25.102.04		6		27.550.01		7
190513A1	25.102.04		6		35.540.01		10
190514A1	25.102.04		6	218-5105	21.182.01		1
190515A1	25.102.04		6	218-5106	35.540.02		9
190516A1	25.102.04		6		41.200.01		12
190682A1	27.120.02		11	218-5107	35.540.03		11
190684A1	27.120.02		10	218-5110	35.540.00		10
191704A1	21.182.01		3	218-5118	35.540.00		12
191796A1	27.100.01		10		35.540.01		14
	27.550.01		2	218-5119	35.100.02	01	1
192450A1	90.108.03		1		35.100.04	01	4
192895A1	35.350.01		3	218-5136	35.540.02		5
193-558	35.355.05		9		35.540.03		9
	35.355.07		9	218-5137	35.100.02	01	14
1959509C1	41.101.01		6	218-5158	35.355.02		8
196454A1	21.154.02	01	5		35.355.03		9
	21.154.02	02	5	218-5183	35.100.02	01	26
1964831C2	05.100.02		8		35.100.04	01	14
1966136C1	27.100.02		16	218-5185	35.540.00		9
1966138C1	25.100.01		7	218-5242	35.540.02		6
	27.100.02		17	218-5280	41.200.01		14
1966149C1	25.100.01		2	218-5351	27.100.01		4
1966149C2	27.100.02		5	218-5356	35.100.02	01	11
1966153C1	27.106.01		11	218-5529	27.100.01		6
1966169C1	27.120.02		2	218-5600	35.350.00		7
1966186C1	27.100.02		10	218-755	35.100.02	01	28

INDEX - INDICE - INDEX - ZAHLENVERZEICHNIS - INDICE - INDICE - INHOLD - INHOUD

Number	Figure	Sequence	Ref.	Number	Figure	Sequence	Ref.
218-755	35.100.04	01	16	237-6010	35.355.06		14
218-756	35.100.04	01	17		35.355.08		11
219-1	27.100.01		8		35.355.08		9
	27.550.01		13	237-6012	35.100.02	01	2
	35.740.00		26		35.355.02		9
219-10	25.108.01		8		35.355.03		10
	27.124.01		8	237582A1	55.408.01		4
219-14	35.100.04		23	238-5011	35.300.03		8
	35.100.06		28	238-5013	21.134.03		20
	35.100.07		24	238-5014	21.134.03		19
	35.100.07	03	5	238-5015	35.355.05		15
219-17	35.100.01	01	13		35.355.06		16
	35.100.01	01	3	238-5119	35.355.02		13
	35.100.02	02	13		35.355.03		14
	35.100.02	02	3	238-5152	27.106.02		11
	35.100.06	01	14	238-5227	41.101.01		4
	35.100.06	01	3	238-5228	35.540.01		7
	35.100.06	02	7	238-6012	33.202.01		5
	35.100.07	01	14		33.202.01		9
	35.100.07	01	3	238-6016	35.355.05		14
	35.100.07	02	7		35.355.06		15
219-8	35.100.01		6	238-6117	35.355.02		14
	35.100.01	02	7		35.355.03		15
	35.100.03		7	238-6121	27.120.02		26
	35.100.04		18	238-8217	21.154.03		1
	35.100.06		6	239408A1	05.100.02		9
	35.100.07		20	239606A1	21.111.01	02	20
225059A1	90.100.02		19	244109A1	21.154.02	01	8
226456A1	35.300.01		3		21.154.02	02	8
228120A1	10.202.01		2	250854A1	55.302.01		3
228133A2	10.414.01		2		88.100.02		7
230-4215	90.100.02		16	254026A1	10.408.02		4
231-14409	90.108.01		24	254686A2	05.100.01		2
231-24409	55.100.01	01	14		05.100.03		1
231-24412	35.100.01		12		21.100.02	01	1
	35.100.01	02	13	256776A1	55.525.01		6
	35.100.01	03	4	257279A1	55.302.02		10
	35.100.03		15	25863R1	35.740.00		23
	35.100.03	01	4	259044A1	35.540.00		27
	35.100.04		31		35.540.01		2
	35.100.04		9	272217	21.111.01	01	24
	35.100.04	02	7		21.111.01	02	26
	35.100.06		12		33.110.01		17
	35.100.07	03	12	276-2456	35.350.01		4
231-24416	35.100.07		11	277377R1	05.100.02		10
231-2444	35.100.02	01	19		10.202.01		17
231397A1	27.106.01		6	278328A1	05.100.02		11
231656A1	35.300.02		15		55.512.01		11
232-4617	90.120.01		6	278532A1	21.133.02		10
	90.120.02		14	278533A1	21.133.02		8
	90.120.03		3	278534A1	05.100.01		3
	90.120.04		16		21.100.02	01	4
233284A1	21.154.02	01	20	278548	35.740.02		12
	21.154.02	02	22		35.740.03		12
233724A1	90.108.01		10		35.740.04		12
236521A1	55.512.01		12		35.740.05		12
237-5008	35.355.06		31		35.740.06		12
	35.355.06		45		35.740.07		12
237-6002	35.100.02	01	8		35.740.08		12
	35.100.04	01	5		35.740.09		12
	35.100.04	01	8	279039A1	21.133.02		11
237-6004	27.100.01		20	280-16516	90.108.01		28
	27.550.01		8	281-54512	90.108.02		23
	35.355.06		43	282242A1	55.525.01		4
	35.355.06		6	282497A1	35.540.00		25
237-6006	27.100.01		5	282775A1	05.100.02		12
	27.100.01		7		55.512.01		9
	27.550.01		16	2830734	05.100.02		13
	35.300.03		7	283167A3	55.512.01		7
237-6008	21.134.03		18	283779A1	55.512.01		14
	35.100.02	01	12	283781A1	55.512.01		15
	35.100.02	01	27	284431A1	05.100.02		14
	35.100.04	01	15	2852136	05.100.02		15
	35.355.08		7	2852741	05.100.02		16
237-6010	35.100.02	01	15	2852889	05.100.02		17
	35.100.04	01	12	2856350	05.100.02		18
	35.355.05		12	292207A1	25.102.03		8
	35.355.05		29	292208A1	25.102.03		9

INDEX - INDICE - INDEX - ZAHLENVERZEICHNIS - INDICE - INDICE - INDHOLD - INHOUD

Number	Figure	Sequence	Ref.	Number	Figure	Sequence	Ref.
292210A1	25.102.02		3	329466A3	35.100.06		1
292212A1	25.102.02		4	329468A3	35.100.07		1
292740A1	10.202.01	01	3	329697A1	35.540.02		8
294933A1	27.106.01		1	329698A1	35.540.01		13
297280A1	35.740.00		6	329739A3	35.100.01	02	1
298614A1	21.134.03		22	329776A1	90.108.01		29
2995644	10.103.03		6	329795A1	35.100.01		26
300388	27.100.01		25		35.100.04		32
	27.550.01		6		35.100.06		30
	88.100.02		8		35.100.07		32
301104A1	35.540.01		18	329798A1	35.100.06		30
302358A1	10.218.01		4	330083A1	35.350.00		8
	35.300.02		4	330278A1	90.100.02		29
3031159R1	35.105.00		9	331961A1	21.133.01		9
	35.105.01		9	332206A1	41.101.01		7
310519A1	21.140.01		9	335135	10.254.01		17
310772A1	21.111.01	01	12	335136	10.254.01		21
	21.111.01	02	12	335934A1	90.108.01		32
311569A1	27.120.01		1	335935A1	90.108.01	01	1
	27.120.02		1	336547A1	35.540.03		8
3138527R1	10.254.01		19	336653A1	35.540.03		12
315920A1	39.100.01		3	337603A1	35.100.07	01	2
316082A1	90.108.02		13	337605A1	35.100.01	01	14
318882A1	35.740.00		16		35.100.01	01	4
319962A1	90.108.02		1		35.100.02	02	14
320215A1	90.108.02		11		35.100.02	02	4
320361A1	90.108.02		7		35.100.06	01	15
320363A1	90.108.02		6		35.100.06	01	4
321-229	35.300.01		2		35.100.06	02	8
321-3902	90.108.03		25		35.100.07	01	15
321-4921	90.108.03		24		35.100.07	01	4
321-7030	90.108.03		19		35.100.07	02	8
321-7040	90.108.03		16	337606A1	35.100.06		17
321204	27.450.01		7		35.100.06	01	16
	27.550.03		13		35.100.06	01	5
321246	10.001.01		1		35.100.06	02	9
	21.111.03		8		35.100.07		16
321428A1	21.134.04		4		35.100.07	01	16
322357	88.100.02		9		35.100.07	01	5
322860A1	55.525.01		5		35.100.07	02	9
323314A1	90.120.03		1		35.100.07	03	2
	90.120.06		1	337607A1	35.100.06		18
323315A1	90.120.01		1		35.100.06	01	17
	90.120.05		1		35.100.06	01	6
324213A1	27.120.01		2		35.100.06	02	10
324299A1	55.408.01		1		35.100.07		17
324494A3	35.100.01		1		35.100.07	01	17
324495A3	35.100.04		1		35.100.07	01	6
324496A3	35.100.06		1		35.100.07	02	10
324497A3	35.100.07		1		35.100.07	03	3
324498A3	35.100.07		1	337649A1	35.100.07	01	9
326-1064	35.105.00		10	337651A1	35.100.06	01	11
326-1072	35.105.01		10		35.100.06	02	4
326865A1	21.154.02	01	11		35.100.07	01	11
	21.154.02	02	11		35.100.07	02	4
327149A1	35.540.03		1	337652A1	35.100.07	02	2
	35.740.01		1	337653A1	35.100.07	02	3
327291A1	90.108.01		16	337655A1	35.100.07	01	1
328186A1	21.104.01	01	6	337657A1	35.100.07	01	8
	35.540.00		1	337660A1	35.100.07	02	1
	35.540.00		23	337689A1	35.100.07		5
	35.540.01		4		35.740.05		1
328309A1	90.100.02		32	337691A1	35.740.05		3
328534A1	90.100.02		26	337692A1	35.740.05		4
328875A1	41.101.01		8	337716A1	35.740.05		5
329032A1	21.133.01		8	337736A1	35.740.02		3
	55.404.01		4	337737A1	35.740.02		4
329113A1	89.100.01		1		35.740.06		4
329114A1	89.100.01		3		35.740.08		4
329115A1	89.100.01		4	337742A1	35.740.02		5
329457A1	35.100.01		25		35.740.06		5
	35.100.04		35		35.740.08		5
	35.100.06		29	337760A1	35.740.04		3
	35.100.07		35	337773A1	35.740.03		3
	39.100.01		4	337776A1	35.100.04	01	1
329462A3	35.100.01		1	337777A1	35.100.02	01	9
329463A3	35.100.04		1		35.100.04	01	9
329464A3	35.100.06		1	337778A1	35.100.02	01	10

INDEX - INDICE - INDEX - ZAHLENVERZEICHNIS - INDICE - INDICE - INHOLD - INHOUD

Number	Figure	Sequence	Ref.	Number	Figure	Sequence	Ref.
337778A1	35.100.04	01	10	339819A1	35.100.07	03	13
337779A1	35.100.07		2	339820A1	35.100.06		14
337780A1	35.100.07		3		35.100.07	03	14
337781A1	35.100.07		4	339821A1	35.100.07	03	16
337782A1	35.100.07	03	1	339822A1	35.100.07	03	11
338094A1	90.108.01		8	339834A1	35.100.02	01	6
338506A1	41.200.01		9		35.100.04	01	2
338507A1	41.200.01		11	339879A1	35.100.06	02	2
338508A1	41.200.01		13	339880A1	35.100.06	02	3
338509A1	41.200.01		8	339881A1	35.100.06	01	9
338510A1	35.540.02		17	339882A1	35.100.06	01	10
338511A2	35.540.02		20		35.100.07	01	10
338512A1	35.540.02		7	339884A1	35.100.06	01	8
338863A1	35.355.01		6	339887A1	35.100.06	02	1
338865A1	35.355.01		9	339888A1	35.100.06	01	2
338866A1	35.355.01		10	339891A1	35.100.06	01	1
339361A1	05.100.02		19	339894A1	35.100.01	01	8
	90.100.02		15	339895A1	35.100.01	01	9
339480A1	90.100.02		5		35.100.02	02	9
339578A1	90.100.02		25	339896A1	35.100.01	01	10
339697A1	90.120.05		2		35.100.02	02	10
339698A1	90.120.05		3	339897A1	35.100.01		17
339699A1	90.120.05		4		35.100.01	01	15
339700A1	90.120.05		5		35.100.01	01	5
339701A1	90.120.05		6		35.100.01	02	19
339702A1	90.120.05		7		35.100.01	03	12
339703A1	90.120.05		8		35.100.02	02	15
	90.120.06		2		35.100.02	02	5
339777A1	35.100.01		8		35.100.03		20
	35.100.01	02	6		35.100.03	01	10
	35.100.03		6		35.100.04		14
	35.100.04		5		35.100.04	02	2
	35.100.06		8		35.100.05		4
	35.100.07		6	339898A1	35.100.01		18
339778A1	35.100.01		10		35.100.01	01	16
	35.100.03		9		35.100.01	01	6
	35.100.04		7		35.100.01	02	20
	35.100.06		10		35.100.01	03	13
	35.100.07		8		35.100.02	02	16
339781A1	35.100.07		12		35.100.02	02	6
339782A1	35.100.07		13		35.100.03		21
339784A1	35.100.07		14		35.100.03	01	11
339786A1	35.100.01		7		35.100.04		15
	35.100.01	02	5		35.100.04	02	3
	35.100.03		5		35.100.05		3
	35.100.04		21	339899A1	35.100.01	01	7
	35.100.06		7	339900A1	35.100.01	01	2
	35.100.07		9	339901A1	35.100.01	01	1
339787A1	35.100.01		19	339902A1	35.100.02	02	8
	35.100.01	02	11	339903A1	35.100.02	02	7
	35.100.03		12	339918A1	90.100.02		6
	35.100.04		16	340969A1	90.100.02		9
	35.100.06		19	341147A1	35.100.04		2
	35.100.07		18	341149A1	35.100.04		3
339789A1	35.100.01		21	341151A1	35.100.04	02	1
	35.100.01	02	9	341153A1	35.100.04		4
	35.100.03		10		35.740.03		1
	35.100.04		19	341154A1	35.100.04		10
	35.100.06		21	341155A1	35.100.04		11
	35.100.07		21	341157A1	35.100.04		13
339805A1	35.100.07		23	341171A1	35.100.01		24
339806A1	35.100.07		27		35.100.01	02	24
339808A1	35.100.07		28		35.100.01	03	14
339810A1	35.100.07		29		35.100.03		25
339811A1	35.100.07		30		35.100.03	01	12
339814A1	35.100.04		26		35.100.04	02	4
	35.100.06		24	341172A1	35.100.01		13
	35.100.07	03	7		35.100.01	02	15
339816A1	35.100.04		27		35.100.01	03	5
	35.100.06		25		35.100.03		16
	35.100.07	03	8		35.100.03	01	5
339817A1	35.100.04		28		35.100.04	02	8
	35.100.06		26	341173A1	35.100.01		14
	35.100.07	03	9		35.100.01	02	16
339818A1	35.100.04		29		35.100.01	03	6
	35.100.06		27		35.100.03		17
	35.100.07	03	10		35.100.03	01	6
339819A1	35.100.06		13		35.100.04	02	9

INDEX - INDICE - INDEX - ZAHLENVERZEICHNIS - INDICE - INDICE - INDHOLD - INHOUD

Number	Figure	Sequence	Ref.	Number	Figure	Sequence	Ref.
341174A1	35.100.01	02	18	352520A2	90.108.01		22
	35.100.01	03	8	352736A1	90.120.03		9
	35.100.04	02	11		90.120.04		9
341175A1	35.100.01	02	14	352796A1	35.355.05		30
	35.100.01	03	3		35.355.07		20
	35.100.04	02	6	352952A1	35.100.02	01	13
341176A1	35.100.04		8	352972A1	35.100.04	01	3
341177A1	35.100.04		1	352973A1	35.100.04	01	13
341181A1	35.100.02	02	2	352982A1	35.100.01	02	2
341182A1	35.100.02	02	1	352984A1	35.100.01	02	3
341183A1	35.100.01		16	352985A1	35.100.01	03	1
341184A1	35.100.01		11		35.100.03	01	1
341185A1	35.100.01		3	352989A1	35.100.01	02	21
341186A1	35.100.01		4		35.100.03		22
341187A1	35.100.01		5	352990A1	35.100.01	02	25
	35.740.02		1		35.100.03		26
341188A1	35.100.01		2	352991A1	35.100.01	03	15
341189A1	35.100.06		2		35.100.03	01	13
341190A1	35.100.06		11	352992A1	35.100.01	03	19
341191A1	35.100.06		16		35.100.03	01	17
341192A1	35.100.06		3	352994A1	35.100.01	03	10
341193A1	35.100.06		4		35.100.03	01	8
341194A1	35.100.06		5	352996A1	35.100.01	03	9
	35.740.04		1		35.100.03	01	3
341552A1	35.105.00		16	353009A1	35.100.01	02	1
	35.105.01		16	353019A1	35.100.02	01	3
341594A1	35.740.01		11	353021A1	35.100.02	01	17
344529A1	35.740.01		4	353022A1	35.100.02	01	20
345348A1	90.108.01		4	353024A1	35.100.02	01	23
345349A1	90.108.01		3	353025A1	35.100.02	01	24
345350A1	35.355.01		14	353026A1	35.100.02	01	25
345352A1	35.355.01		16	353036A1	10.408.02		10
345355A1	90.108.02		8	353353A1	21.133.01		6
345356A1	90.108.02		2	353378A1	35.100.01	03	16
345357A1	90.108.02		3		35.100.03	01	14
345948A3	89.100.01		2	353738A1	35.540.02		3
346104A1	90.100.02		21	353741A1	35.540.02		2
347216A1	35.355.01		15	353834A1	33.202.01		23
347276A1	90.108.01	01	2	353871A1	21.133.01		7
347706A3	05.100.02		20	356131A1	35.350.00		6
	55.100.01	01	5		35.350.01		1
347801A1	35.355.01		1	356283A1	90.100.02		10
347894A1	90.108.03		4	356500A1	35.350.00		10
347909A1	90.108.03		3	356883A1	35.355.02		1
347910A1	35.540.02		16	356884A1	35.355.03		1
347911A1	35.540.02		21	357163A1	35.355.05		35
347912A1	35.540.03		7		35.355.06		39
348343A1	90.108.03		2		35.355.07		25
348344A1	90.108.03		22	357164A1	35.355.05		36
348366A3	35.100.03		1		35.355.06		40
348367A3	35.100.03		1		35.355.07		26
348368A3	35.100.01	02	1	358187A1	35.350.00		9
348559A2	21.133.01		1	358282A1	21.154.02	01	15
348719A1	35.355.02		6		21.154.02	02	18
	35.355.03		7	358283A1	21.154.02	01	16
348721A1	35.355.03		11		21.154.02	02	26
348722A1	35.355.02		10	358633A1	21.140.01		6
348729A1	35.100.01	02	4	358635A1	21.140.01		5
	35.740.06		1	358637A1	21.140.01		15
348732A1	35.355.05		10	358638A1	21.140.01		21
348738A1	35.355.05		24	358639A1	21.154.02	01	17
	35.355.06		25		21.154.02	02	25
	35.355.07		15	358640A1	21.140.01		12
348740A1	35.355.04		4	358641A1	21.140.01		16
348741A1	35.355.05		20	358642A1	21.140.01		19
	35.355.06		21	358643A1	21.140.01		18
	35.355.07		11	358644A1	21.140.01		17
348743A1	35.100.01	03	2	358645A1	21.140.01		2
	35.100.03	01	2		21.154.03		12
	35.740.07		1	358649A1	21.154.02	01	6
348744A1	35.740.07		2		21.154.02	02	6
348745A1	35.740.07		3	358650A1	21.154.02	01	5
348746A1	35.740.07		4		21.154.02	02	5
348747A1	35.740.07		5	358651A1	21.154.02	01	5
	35.740.09		5		21.154.02	02	5
349292A1	21.134.03		23	358652A1	21.154.02	01	5
349295A1	21.134.03		17		21.154.02	02	5
352519A1	90.108.01		27	358654A1	21.154.02	02	15

INDEX - INDICE - INDEX - ZAHLENVERZEICHNIS - INDICE - INDICE - INHOLD - INHOUD

Number	Figure	Sequence	Ref.	Number	Figure	Sequence	Ref.
358655A1	21.154.02	02	13	384258A1	90.108.03		27
358656A1	21.154.02	02	14	384260A1	35.350.00		11
358661A1	35.355.02		4	384267A1	90.108.03		15
	35.355.03		4	384269A1	90.108.03		17
	35.355.06		1	384720A1	35.740.07		4
359931A1	90.108.05		7		35.740.09		4
359932A1	90.108.05		4	384769A1	21.154.02	01	10
359933A1	90.108.05		1		21.154.02	02	10
359934A1	90.108.03		21	384773A1	21.154.02	01	9
359937A1	90.108.05		11		21.154.02	02	9
359938A1	90.108.05		10	386045	33.202.01		19
359942A1	90.108.05		17	390029A1	27.100.03		2
359943A1	90.108.05		14	391451A1	27.100.01		11
360519A1	35.355.02		2		27.550.01		4
	35.355.03		2	392828A2	90.100.01		2
	35.355.04		1	393231A1	25.108.01		2
360520A1	35.355.02		3	393233A1	25.108.01		6
	35.355.03		3	393234A1	27.124.01		6
	35.355.05		1	397990A1	55.512.01		13
360521A1	35.355.02		5	398570A1	90.108.05		20
	35.355.03		5	398571A1	90.108.05		19
	35.355.07		1	398580A1	90.108.05		24
360583A1	35.355.06		11	398581A1	90.108.05		23
360585A1	35.355.06		30	398582A1	90.108.05		3
	35.355.06		44	398583A1	90.108.05		2
360588A1	35.355.04		3	40101573	10.101.01	01	12
360589A1	35.355.06		32	401054A1	27.550.03		3
360590A1	35.355.06		33	401055A1	27.550.03		7
360591A1	35.355.07		19		41.216.01		1
360595A1	35.355.06		2	401059A1	27.550.03		15
360618A1	35.740.03		4	401060A1	27.550.03		16
	35.740.04		4	401061A1	41.216.01		4
360622A1	35.740.09		1	401062A1	41.216.01		3
360789A1	35.740.09		3	401063A1	41.216.01		5
360791A1	35.740.08		3	401064A1	41.216.01		6
360792A1	35.100.03		4	401065A1	27.120.01		3
	35.740.08		1	401066A1	27.120.01		4
360794A1	35.100.03		1	401067A1	27.120.01		5
360795A1	35.100.03		2	403955A1	25.102.05		14
360796A1	35.100.03		3	407962A1	10.408.03	01	9
360801A1	35.100.03		19	408535A1	55.302.01		1
360805A1	35.100.03		14		88.100.02		10
360808A1	35.100.02	01	4	409695A1	90.100.01		12
361234A1	90.108.01		15	412066	39.100.01		6
361691A1	35.355.06		13	413-1024	35.100.01		27
361776A1	35.300.02		12		35.100.01	01	12
362347A1	35.740.03		5		35.100.02	02	12
	35.740.04		5		35.100.04		33
362399A1	90.100.02		8		35.100.06		31
362640A1	35.355.06		29		35.100.06	01	13
363041A1	35.740.06		3		35.100.06	02	6
363158A1	35.100.07		15		35.100.07		33
	35.100.07	03	4		35.100.07	01	13
363168A1	35.100.07		10		35.100.07	02	6
363201A1	35.100.02	01	16	413-12128	39.140.01		4
363202A1	35.100.02	01	21	413-416	90.100.02		34
363485A1	33.110.01		11	413-512	35.100.04		25
363509A1	35.100.04		22	413-532	35.100.01	02	23
365133A1	90.108.01		7		35.100.03		24
366230A1	21.154.03		16		35.100.07		26
366231A1	21.154.03		21	413-6128	35.355.02		11
366232A1	21.154.03		19	413-620	35.355.01		11
366234A1	21.154.03		14	413-824	35.100.01	03	11
366235A1	21.154.03		15		35.100.03	01	9
366236A1	21.154.03		17	414-620	35.100.01	03	18
366237A1	21.154.01		2		35.100.03	01	16
366318A1	21.140.01		7	414-724	90.120.01		7
366910A1	21.134.04		3		90.120.02		10
370132A1	55.512.01		8		90.120.03		4
371144A1	25.102.01		8		90.120.04		17
371145A1	25.102.01		11	416569A1	55.100.01	01	19
375759A1	35.355.03		6	425-106	35.355.01		13
	35.355.07		1		35.355.02		12
381064A1	35.355.06		34		35.355.03		13
381386A1	27.100.01		21	425-107	35.740.01		12
	27.550.01		9		90.100.02		31
381442A1	27.100.01		24	425-115	90.100.02		13
	27.550.01		12	425-118	35.355.01		5

INDEX - INDICE - INDEX - ZAHLENVERZEICHNIS - INDICE - INDICE - INDHOLD - INHOUD

Number	Figure	Sequence	Ref.	Number	Figure	Sequence	Ref.
425-156	35.355.01		19	492-11031	35.100.03		23
42546366	55.414.01		7		35.100.04		24
42553494	10.218.03		5		35.100.07		25
427-4077	35.355.01		17	492-11038	35.100.01	03	17
427107A1	27.100.02		1		35.100.03	01	15
429230A1	27.550.02		1	492-11062	35.100.01		28
429231A1	27.550.03		1		35.100.01	01	11
429232A1	27.550.03		2		35.100.02	02	11
43127	10.202.01		15		35.100.04		34
	90.100.02		24		35.100.06		32
43128	88.100.02		11		35.100.06	01	12
43138	33.202.02		4		35.100.06	02	5
43139	10.202.01		12		35.100.07		34
43151	55.202.01		1		35.100.07	01	12
	88.100.01		9		35.100.07	02	5
431679A1	90.108.05		8	492-11075	35.100.01		9
431680A1	90.108.05		12		35.100.01	02	8
431682A1	90.108.05		9		35.100.03		8
431683A1	90.108.05		13		35.100.04		6
431686A1	90.108.05		15		35.100.06		9
431687A1	90.108.05		16		35.100.07		7
432-412	35.355.01		18	493-21020	35.300.03		6
432-612	33.120.01		15	495-11041	55.302.01		4
	35.100.01		15		55.302.02		5
	35.100.01	02	17	495-11047	27.100.01		23
	35.100.01	03	7		27.550.01		11
	35.100.03		18	495-81010	90.120.02		7
	35.100.03	01	7		90.120.04		15
	35.100.04		12	495-81025	27.100.01		16
	35.100.04	02	10	495-81069	35.540.03		4
	35.100.06		15		35.740.01		26
	35.100.07	03	15	495-81169	90.120.03		6
432-828	35.740.01		23		90.120.04		6
43362	88.100.02		12	495-81261	33.120.01		10
434746A1	25.100.01		5	496-11081	35.100.02	01	22
435437A1	88.100.02		13	496-21041	21.111.02		4
443375A1	35.300.02		5		21.700.01		2
445720A1	25.102.04		10	496-21081	39.140.01		3
449842A1	90.108.03		9	496-81000	27.100.01		3
452140A1	25.102.05		8		27.120.02		28
461-32512	35.100.01	03	21	496-81010	90.120.01		8
	35.100.03	01	19		90.120.02		13
47132002	88.100.02		14		90.120.03		5
47395221	10.001.01		2		90.120.04		18
	21.111.03		6	500301568	10.304.01	01	10
4741955	10.103.03		7	500322677	10.250.01		8
4749397	10.101.01	01	3		10.254.05		5
4749398	10.101.01	01	3	500347046	10.103.02		4
4749399	10.101.01	01	3	500353601	10.218.02		6
4780558	10.101.01	01	11	500374310	10.103.01		2
4794007	10.304.01	02	2	500382599	10.206.01		6
4798844	10.106.03		10		10.402.01		5
4798845	10.254.06		15	500395697	10.414.03		4
4812347	10.101.01	01	10	504000060	10.250.01		15
4819891	10.101.01	01	13	504006981	10.103.01		4
483-1386	35.740.01		8	504014232	10.103.01		8
4858608	10.218.01		11	504015229	10.105.02		2
4864078	10.250.01		20	504016052	10.001.02		9
4890732	10.414.03		3	504025599	55.414.01		1
4891353	10.001.02		2	504027969	10.304.01	01	2
4892426	10.414.03		6	504047720	10.105.01		1
4892732	10.414.03		2	504048261	55.414.01		6
4893234	10.254.06		16	504049517	10.102.01		7
4894139	10.102.01		2	504050244	10.101.03		3
4894721	10.206.01		4	504051236	10.106.03		14
4895040	10.001.02		4		10.114.02		3
4895155	10.103.03		8	504051238	10.001.02		5
4895170	55.301.02		8	504051611	10.105.01		2
4897242	55.414.01		4	504060839	55.301.02		9
4897457	10.106.01		6	504062460	10.103.02		2
4899343	10.250.01		9	504062856	10.402.02		2
4899689	10.218.02		3	504065023	55.414.01		5
492-11025	35.100.01	03	20	504075145	05.100.01		4
	35.100.03	01	18		10.101.03		5
	35.355.05		4	504077557	10.408.01		2
	35.355.07		4	504077652	10.001.02		12
	90.100.02		35	504078695	10.408.01		3
492-11031	35.100.01	02	22	504081521	10.101.01	01	14

INDEX - INDICE - INDEX - ZAHLENVERZEICHNIS - INDICE - INDICE - INHOLD - INHOUD

Number	Figure	Sequence	Ref.	Number	Figure	Sequence	Ref.
504081533	10.101.01	01	15	504389002	10.101.01	01	1
504082370	10.012.04		1	504389181	10.254.01		11
504084983	55.414.01		2	504389278	10.101.02		1
504087621	10.304.01	01	5	504389297	10.106.02		7
504113860	10.206.02		3	504389302	10.106.02		6
504138060	10.001.02		6	504389542	10.106.01		12
504162949	10.101.01	01	2	514-832	35.540.01		17
504170332	10.254.05		2	515-2163	10.254.01		32
504178119	10.101.01	01	9	515-2179	10.254.01		33
504179050	10.304.03		1	515-22127	10.408.03	01	33
504179443	10.102.01		5	515-22254	10.408.03	01	15
504179445	10.102.01		1	515-23127	10.218.01		16
504182851	05.100.01		5	515-23143	10.408.03	01	18
	10.206.02		5	515-23159	35.540.00		11
504182961	10.400.01		1	515-23317	55.100.02		4
504187305	10.103.01		9	515-2379	33.202.01		18
504204989	10.106.03		16		33.202.02		13
504226579	10.304.01	01	1	515-2395	90.114.01		2
504235816	10.206.02		6	515-24206	55.100.04		2
504239237	10.012.04		3	515-25254	35.540.02		14
504243953	55.301.02		3	5194169	27.100.02		18
504254094	10.101.01	01	5	5194194	27.106.01		4
504268669	10.103.03		3	5194264	27.450.01		6
504271928	10.206.02		1	529068	05.100.02		21
504273002	10.101.01	02	3	5801363172	10.101.01	02	1
504276997	55.301.02		1	5801363175	10.101.01	02	2
504289002	10.206.02		2	5801363191	10.101.03		8
504294819	10.254.05		3	5801363192	10.101.03		7
504302206	55.301.02		4	5801363457	10.102.01		4
504325903	10.101.03		2	5801363466	10.001.02		13
504326302	10.103.03		1	5801363585	10.114.01		1
504332869	10.206.02		9	5801363682	10.106.01		13
504332889	10.206.02		8	5801364420	10.106.02		1
504341194	10.254.06		10	5801364425	10.106.02		4
504345384	10.106.01		3	5801365117	10.304.01	02	1
504351177	10.103.03		5	5801366017	10.218.01		2
504356829	10.001.02		11	5801367249	05.100.02		22
504361502	10.106.01		14		10.402.01		1
504369148	55.414.01		12	5801376672	10.254.01		13
504371226	10.001.02		1	5801382522	55.414.01		10
504377006	10.250.01		5	5801382524	55.414.01		11
504377530	10.206.01		3	5801383382	10.103.02		5
504378841	10.218.02		4	5801383902	10.103.02		7
504378947	55.201.02		1	5801385612	10.254.06		1
504379049	10.106.03		12	5801388185	55.100.05		1
504379050	10.106.03		2	5801390145	10.106.01		1
504379052	10.106.03		1	5801391944	10.106.01		8
504380898	10.254.01		2	5801392545	55.100.05		7
504381064	55.414.01		9	5801393171	10.414.03		1
504381196	10.218.01		10	5801395338	10.402.02		1
504381409	10.103.01		3	5801398794	10.414.03		10
504381582	10.408.01		10	5801402756	10.402.01		6
504381914	10.254.01		5	5801404363	10.254.01		16
504382162	10.106.03		4	5801404365	10.250.01		12
504382195	10.304.01	01	4	5801405724	10.114.02		1
504382200	10.254.06		9	5801415975	55.100.05		3
504385061	10.402.01		7	5801425138	10.250.01		25
504385412	10.254.06		3	5801425723	10.105.02		1
504385442	10.402.01		2	5801446795	10.101.02		2
504385542	10.254.01		4	5801450757	10.101.01	01	16
504387204	10.103.01		1	5801459439	10.254.01		1
504387341	10.218.03		7	5801459454	10.254.06		4
504387346	10.218.03		8	5801459462	55.640.01		1
504387506	10.247.01		1	5801470098	10.218.02		1
504387516	10.106.01		5	5801470100	10.247.01		2
504387525	55.414.01		16	5801470105	10.218.03		1
504387528	55.414.01		8	5801473742	10.218.02		5
504387776	10.106.01		4	5801474160	10.218.03		2
504387777	10.101.01	01	17	5801474163	10.218.03		6
504387778	10.101.01	01	7	5801475101	10.218.01		5
504387779	10.101.01	01	8	5801475104	10.218.01		8
504387878	10.218.01		9	5801475385	10.101.01	01	18
504387881	10.218.01		1	5801477166	10.206.01		1
504387920	10.254.01		12	5801477167	10.206.01		2
	10.254.01		3	5801482072	10.218.01		3
504388110	55.100.05		5	5801491614	10.250.01		4
504388114	10.218.01		4	5801495064	55.414.01		14
504388669	10.254.05		1		55.414.01		15

INDEX - INDICE - INDEX - ZAHLENVERZEICHNIS - INDICE - INDICE - INDHOLD - INHOUD

Number	Figure	Sequence	Ref.	Number	Figure	Sequence	Ref.
5801495578	10.254.06		1	627-20060	10.218.01		3
5801501991	10.254.06		17		90.108.02		16
5801505093	10.101.02		6	637-63113	33.202.01		10
5801508971	10.408.01		1		33.202.01		6
5801509000	10.250.01		6	700-101	33.202.01		8
5801509001	10.250.01		11	70927104	88.100.02		15
5801509002	10.250.01		10	711-10040	35.350.00		1
5801509009	10.250.01		14		41.200.01		4
5801509090	10.250.01		17	7177194	55.414.01		3
5801509102	10.250.01		18	7300019	10.001.02		3
5801509267	10.250.01		23	73153	35.105.00		7
5801514511	10.101.03		1	73534	05.100.02		23
5801514600	10.101.02		5	75248827	55.302.02		15
5801514620	10.101.02		10	75259613	55.302.02		14
5801514622	10.101.02		11	76904	10.408.03	02	10
5801520045	10.250.01		1	79975C2	35.740.01		14
5801520470	10.254.06		2	800-1130	21.140.01		28
60-6423T1	90.100.02		27	800-1134	27.120.02		20
61-32528	35.355.05		5	800-1150	21.140.01		25
	35.355.07		5		25.102.05		1
61-3258	35.355.05		23	800-44050	27.100.01		9
	35.355.05		37		27.550.01		5
	35.355.06		24	800-5145	21.154.03		11
	35.355.06		41	806-10025	90.100.02		4
	35.355.07		14	806-8016	10.408.03	01	30
	35.355.07		27	8097860	10.105.01		4
61-33832	35.100.02	01	5	8097861	10.105.01		3
	35.100.04	01	6	8097862	10.103.01		6
61-4256	35.100.06	01	18	8097863	10.103.01		6
	35.100.06	01	7	8097864	10.103.01		6
	35.100.06	02	11	8097865	10.105.02		3
	35.100.07	01	18	8097866	10.105.02		3
	35.100.07	01	7	8097867	10.105.02		3
	35.100.07	02	11	8097868	10.001.01		2
614-10020	10.408.03	02	16	8097869	10.001.01		3
	21.700.01		8	811-10035	10.254.01		9
	35.300.02		16	814-10090	10.414.01		4
	35.540.00		20	814-10150	21.111.01	01	26
	35.540.02		13	814-10245	55.302.01		5
	41.101.01		12		55.302.02		4
614-10025	10.254.01		3	814-6040	55.100.02		3
	33.120.01		7	814-6050	35.355.01		2
	90.100.02		1	814-8040	33.120.01		16
	90.108.01		2	814-8060	21.100.01	01	3
	90.120.03		10		21.134.04		5
	90.120.04		10	814-8070	35.540.02		22
614-10030	21.111.01	01	10	814-8090	35.540.00		14
	21.111.01	02	10	82017872	88.100.02		16
	41.101.01		9	82026949	33.202.02		12
	90.100.02		33	82028495	55.101.03		4
614-10035	10.254.01		8	823634	10.254.01		18
	90.108.02		9	824-1410	55.100.04		6
614-10080	90.100.01		8	825-1408	55.302.02		13
614-12020	10.218.01		12	827-12045	27.100.01		15
614-12030	21.111.03		4	827-12060	90.108.02		20
614-12035	10.001.01		6	827-12065	21.133.01		4
614-6014	10.254.01		34	827-20200	25.100.02		3
	90.108.01		12	829-1406	10.254.01		26
	90.100.01		10		35.300.02		14
614-6016	90.100.01		19		90.108.01		31
614-6020	35.300.02		25	829-1408	33.202.01		1
614-6025	10.254.01		18		33.202.02		14
614-8012	10.408.03	02	7		35.540.00		16
614-8018	21.100.02	01	10		35.540.02		19
614-8020	10.408.03	01	3		90.100.02		12
	55.525.01		22		90.108.01		21
	90.100.02		17		90.108.02		4
	90.108.01		5		90.120.01		3
614-8022	21.154.03		11		90.120.02		8
614-8025	10.218.01		7		90.120.03		14
	10.408.02		2		90.120.04		14
	10.408.03	01	5	829-1410	10.254.01		5
614-8035	10.408.03	02	14		21.104.01	01	8
614-8040	33.202.02	01	15		33.120.01		9
614-8045	33.202.02		16		33.202.01		13
614-8050	21.111.02		5		35.350.00		4
627-10030	21.700.01		1		35.540.00		5
627-12030	90.108.02		15		41.200.01		2

INDEX - INDICE - INDEX - ZAHLENVERZEICHNIS - INDICE - INDICE - INHOLD - INHOUD

Number	Figure	Sequence	Ref.	Number	Figure	Sequence	Ref.
829-1410	90.100.01		4	84348657	33.202.02		8
	90.100.02		28	84350176	10.408.03	01	17
	90.108.01		5	84354537	35.100.05		5
	90.108.02		12	84354538	35.100.05		6
	90.120.03		12	84354539	35.100.05		7
	90.120.04		12	84354540	35.100.05		8
829-1412	90.108.02		19	84354543	35.100.05		2
829-1420	25.100.02		5	84355325	05.100.02		28
	90.108.02		18	84355357	05.100.02		29
82981152	10.202.01	01	4	84357520	55.015.02		1
82981153	10.202.01	01	5	84359477	10.408.03	02	17
832-10404	33.202.02		9	84359479	10.408.03	02	6
832-10405	55.100.02		7	84360242	90.108.01		11
832-10406	35.355.01		3	84360601	10.202.01		10
	55.015.01		3	84372542	90.108.05		22
	55.015.02		2	84377127	10.254.01		27
	88.100.02		17	84379525	10.202.01		1
832-10408	10.408.02		5		10.202.01	01	1
	10.408.03	02	19	84383342	21.111.03		5
	33.120.01		12	84385963	10.001.01		3
	33.202.01		11	84386676	55.100.01	01	2
	90.100.02		20	84386689	55.101.04		8
832-10410	55.404.01		8	84386697	55.512.00		1
832-10412	21.133.01		5	84387348	10.408.03	01	36
832-10416	10.001.01		8	84387349	10.408.03	01	34
	21.111.03		9	84387496	10.408.03	01	37
833-40310	90.100.01		1	84387500	10.408.03	02	2
	90.100.02		7	84387763	10.218.01		13
833-40406	90.108.01		9	84389634	33.120.01		14
833-40408	10.408.03	02	7	84391569	10.218.01		9
83990583	88.100.02		18	84391629	10.218.01		7
84127891	21.100.02	01	3	84392298	05.100.01		7
84134973	41.200.01		5		10.218.01		8
84159859	55.101.05		3	84394768	05.100.02		30
84162627	88.100.02		2		10.254.01		12
84164175	33.202.01		7	844-10020	55.302.01		11
84165069	55.101.02		10		55.302.02		9
84173093	35.540.01		15		55.408.01		7
84184348	55.512.01		10	84409146	10.254.01		28
84209030	21.100.01	01	1	84420127	10.218.01		23
84239751	05.100.01		6	84421414	10.202.01		7
84253577	55.101.04		6	84422162	10.202.01		3
84258167	33.202.02		5	84423140	41.101.01		1
84258169	33.202.02		7	84423177	90.108.02		22
84271717	05.100.02		24	84423181	55.525.01		1
	55.100.01	01	4	84423183	90.108.01		30
	55.101.04		3	84425561	10.254.01		6
84277220	55.101.02		5	84425568	10.254.01		2
	55.101.02		8	84425860	10.218.01		14
84280294	10.254.01		10	84426790	35.540.02		1
84281129	10.001.01		1		35.740.00		1
84286040	05.100.02		25	84428318	10.254.01		11
	10.254.01		16	84467680	10.254.01		14
84286249	05.100.02		26	84468361	90.108.04		8
	10.254.01		22	84468362	90.108.04		4
84290787	55.100.01	01	15	84468417	21.111.01	02	1
84292399	05.100.02		27	84468418	21.140.01		1
	55.100.01	01	11	84468420	21.111.01	01	1
84300765	55.408.01		5	84468921	90.108.01		14
84301332	21.100.02	01	6	84469914	10.254.01		7
84306346	35.100.05		1	84471567	10.254.01		24
84311902	90.108.03		6	84471568	10.254.01		23
84318195	21.111.01	02	4	84471590	10.202.01		13
84318196	21.111.01	01	4	84474054	55.101.04		22
84319035	90.108.04		2	84474837	10.408.03	01	12
84326221	41.101.01		10	84476115	35.540.02		11
84329350	10.408.02		12	84476116	35.540.03		2
84329351	10.408.02		8	84478049	90.108.03		13
84329352	10.408.02		9	84483694	55.100.01	01	16
84329353	10.408.02		11	84484539	35.540.00		22
84329358	10.408.03		19		35.540.01		11
84329366	21.111.02		2	84485233	10.408.03	02	14
84342278	55.101.01	02	2	84485235	10.408.03	02	11
84348013	35.540.00		24	84485237	10.408.03	01	23
84348133	33.120.01		17	84485239	10.408.03	01	27
84348135	33.120.01		3	84493091	10.408.01		1
84348650	33.202.01		17	84495419	90.108.03		8
84348652	33.202.01		22	84495426	90.108.03		11

INDEX - INDICE - INDEX - ZAHLENVERZEICHNIS - INDICE - INDICE - INDHOLD - INHOUD

Number	Figure	Sequence	Ref.	Number	Figure	Sequence	Ref.
84495427	90.108.03		12	86512512	35.355.05		28
84497756	90.108.03		26		35.355.08		10
84498260	90.108.01		19	86537133	05.100.02		32
84498262	90.108.02		21	86588450	88.100.02		25
84498473	41.101.01		3	86592702	10.001.01		7
	90.108.03		20		21.111.03		7
845-6020	55.100.01	01	12	86619908	88.100.02		26
	90.114.01		3	86624178	55.408.01		10
845-8020	55.100.04		3	86624184	88.100.02		27
84516438	39.100.01		1	86624977	88.100.02		28
84522330	10.414.01		5	86625255	88.100.02		29
84522727	55.100.01	01	1	86637976	88.100.02		30
	55.100.04		1	86642312	35.740.00		15
	55.101.01	02	1	86976679	10.202.01	01	2
84526786	55.100.03		1	86982435	35.740.00		24
	55.101.05		1	86990837	27.550.01		1
84526789	55.101.03		1	86990837C	27.550.01		1
	90.114.01		1	86990837R	27.550.01		1
84526831	55.100.03		2	86993546	21.700.01		5
84526858	55.408.01		8	86993690	35.350.00		2
84527779	10.254.01		20	87015905	55.100.04		4
84538538	10.254.01		31	87016	88.100.02		31
84540367	10.408.03	01	25	87016468	33.202.02		11
84541757	10.254.01		1	87019767	21.700.01		9
84541929	55.015.01		1	87301325	10.408.03	01	5
84543215	90.100.01		3	87301355	10.408.03	01	29
84543640	39.100.02		1	87301356	10.408.03	01	13
	55.101.02		1	87301687	55.100.01	01	13
84543643	90.108.04		10		88.100.02		32
84543650	55.100.02		1	87302554	88.100.02		33
	55.101.04		1	87306307	35.540.01		8
84545613	10.254.01		30	87309656	90.100.01		6
84546269	55.202.01		3	87310149	90.120.02		11
	88.100.01		7		90.120.04		8
84556984	10.254.01		15	87311219	10.408.03	02	8
84558035	90.108.04		6	87335469	10.218.01	01	4
84558036	90.108.04		7	87338685	90.120.02		6
84562280	39.140.01		1		90.120.04		3
84562282	39.140.01		1	87338686	90.120.04		4
84562926	88.100.01		1	87338687	90.120.02		3
84562935	88.100.01		2	87338698	90.120.02		2
84563990	10.001.01		4	87338699	90.120.02		4
84563992	10.001.01		9		90.120.04		5
84567307	21.111.03		1	87338700	90.120.02		5
84567310	21.111.03		2	87353191	10.414.01		1
84578342	90.108.04		9	87355337	05.100.02		33
84578344	90.108.05		27	87360280	10.218.01		6
84578346	90.108.05		28		35.300.02		1
84607243	55.101.04		9	87363421	35.300.02		9
85803019	05.100.02	01	31	87367622	10.408.03	01	31
	10.408.03		38	87369667	55.404.01		1
85804347	05.100.01		8	87395365	27.100.01		1
85805986	27.450.01		5	87395372	25.100.02		1
85826230	05.100.01		9	87395372C	25.100.02		1
86014090	25.108.01		13	87395372R	25.100.02		1
	27.124.01		13	87396228	88.100.02		34
86014151	88.100.02		20	87397601	88.100.02		35
8603092	88.100.02		21	87400286	27.100.02		9
	90.108.03		18		27.550.02		6
8603093	90.108.05		5	87400496	05.100.03		
8603094	90.108.05		6	87405325	25.108.01		1
86050279	55.202.01		4	87405326	27.100.01		13
	88.100.01		5	87406934	21.700.01		4
86050286	88.100.02		22	87407206	55.408.01		9
863-16070	27.550.03		8	87408481	05.100.02		34
863-6020	55.408.01		3		10.218.01	01	2
864-10025	21.133.02		13	87408888	90.120.01		5
864-12030	35.540.01		5		90.120.02		9
864-5020	55.100.02		6		90.120.03		2
864-6025	25.100.01		8		90.120.04		2
864-8025	21.133.02		6	87408889	90.120.01		5
86500348	35.355.01		12		90.120.02		9
86500688	88.100.02		23		90.120.03		2
86505534	27.124.01		2		90.120.04		2
86508574	33.110.01		10	87409201	21.700.01		6
86511042	55.512.00		2	87410265	88.100.02		36
	90.108.01		20	87410602	88.100.02		37
86512439	88.100.02		24	87414237	88.100.02		38

INDEX - INDICE - INDEX - ZAHLENVERZEICHNIS - INDICE - INDICE - INHOLD - INHOUD

Number	Figure	Sequence	Ref.	Number	Figure	Sequence	Ref.
87418360	10.408.03	01	16	87562344	33.202.01		4
87419615	88.100.02		39	87572760	27.100.01		27
87421697	55.302.02		11	87576645	10.408.03	02	3
87422597	21.104.01	01	5	87578455	05.100.02		40
87422598	21.104.01	01	4		55.100.01	01	6
87423675	55.302.01		7	87578867	21.133.02		16
	88.100.02		40	87581010	90.108.04		3
87423676	55.302.01		8	87601345	21.111.02		1
	88.100.02		41	87601612	88.100.02		44
87423677	55.302.01		12	87608352	88.100.02		45
	88.100.02		42	87611122	10.408.01		2
87429310	10.218.01		1	87613924	25.100.02		6
	10.218.01	01	1	87616934	10.408.03	01	32
87429970	21.100.01	01	2	87618533	25.100.02		4
87429970C	21.100.01	01	2	87622505	90.108.05		21
87429970R	21.100.01	01	2	87622506	90.108.05		18
87429971	21.100.01	01	4	87626017	90.108.03		10
87429974	21.154.02	01	2	87628324	10.408.03	02	1
	21.154.02	02	2	87632882	33.202.02		6
87429978	21.134.04		1	87647029	10.408.02		2
87429982	21.111.01	02	27		10.408.03	01	6
87429983	21.140.01		27	87655041	35.300.02		17
87429984	21.140.01		23		55.015.01		2
87429985	21.111.01	01	19		55.100.02		2
	21.111.01	02	24		90.100.01		11
	21.133.02		22	87655042	10.202.01		14
87429994	21.133.02		18		10.408.02		6
87431701	21.182.01		2		10.408.03	01	3
87432940S	90.108.03		7		10.408.03	02	4
87434257	35.540.01		6		33.202.01		12
87436836	88.100.02		43		35.300.02		18
87437804	90.100.01		7		55.525.01		2
87437988	27.124.01		1		90.100.02		14
87441735	90.108.01		33		90.108.01		18
87441876	10.408.03	02	9		90.108.02		10
87443725	55.404.01		6		90.108.02		5
87446081	10.408.03	02	13	87655043	21.133.01		3
87446082	10.408.03	01	26		35.540.01		16
87447828	55.404.01		5		90.100.02		30
87454300	90.120.04		1		90.108.02		14
87454301	90.120.02		1	87655044	39.100.01		5
87454376	10.408.03	01	21	87655046	10.202.01		11
87456900	21.134.03		4		10.408.03	02	15
87477286	35.540.02		10		10.414.01		3
87477589	88.100.02		1		21.104.01	01	9
87477590	88.100.02		3		21.700.01		7
87482353	05.100.02		35		35.300.02		6
	10.254.01		13		35.540.00		19
87484601	41.200.01		15		35.540.02		12
87484606	41.200.01		6		55.404.01		7
87493418	90.108.03		5		90.100.01		9
87493906	55.302.01		6		90.100.02		2
	55.302.02		8		90.108.01		1
87494283	90.100.02		3	87655047	25.100.02		2
87494288	90.100.02		23		35.300.02		7
87522595	05.100.02		36		35.355.01		20
87522597	05.100.02		37		39.140.01		2
87524409	21.134.03		1		90.108.02		17
87524432	21.134.03		14	87655334	05.100.02		41
87524433	21.134.03		13		55.100.01	01	3
87524435	21.134.03		16	87656146	10.218.01		15
87524436	21.134.03		5	87656501	10.218.01		21
87524437	21.134.03		11	87658696	10.218.01		24
87524438	21.134.03		12	87674844	10.408.03	01	35
87524439	21.134.03		10	87677681	35.105.00		1
87524440	21.134.03		15	87677683	35.105.01		1
87524441	21.134.03		8	87679228	10.218.01	01	5
87524877	05.100.02		38	87679232	35.300.01		5
87525849	21.140.01		20	87679249	90.108.04		1
87528887	05.100.02		39	87680691	55.101.02		4
87530365	21.134.03		7		55.101.02		6
87538515	27.100.01		17	87682993	05.100.01		10
87548326	35.355.08		1	87682999	05.100.01		11
	35.540.00		13	87686742	55.101.05		6
87548811	10.408.02		3	87687101	33.202.02		3
87548812	10.408.02		1	87688817	10.408.03	01	8
87549581	35.355.08		5	87692855	55.101.01	02	10
87557237	10.408.03	01	22		55.101.01	02	7

INDEX - INDICE - INDEX - ZAHLENVERZEICHNIS - INDICE - INDICE - INDHOLD - INHOUD

Number	Figure	Sequence	Ref.	Number	Figure	Sequence	Ref.
87692855	55.101.02		11	87708400	25.102.03		5
87693492	10.218.01	01	3	87708401	25.102.03		7
87693549	35.300.01		6	87708402	25.102.03		3
87693551	35.300.01		1	87708403	25.102.03		4
	35.300.02		2	87708408	25.102.03		18
87693713	55.101.05		4	87708409	25.102.03		17
87693857	55.202.01		5	87708411	25.102.03		16
	88.100.01		3	87708413	25.102.02		1
87693858	55.202.01		6	87708415	25.102.02		2
	88.100.01		4	87708417	25.102.02		5
87696093	55.101.03		2	87708420	25.102.02		6
87696550	55.101.01	02	13	87708422	25.102.02		8
	55.101.01	02	15	87708424	25.102.02		9
87696573	55.101.02		3	87708427	25.102.02		10
87697528	55.101.02		13	87708431	25.102.01		1
87698252	55.101.04		13	87708432	25.102.01		1
	55.101.04		17	87708433	25.102.01		2
87698254	55.101.01	02	14	87708434	25.102.01		3
87699881	33.202.02		1	87708435	25.102.01		4
87700800	88.100.02		46	87708436	25.102.01		6
87701255	21.111.01	01	5	87708438	25.102.01		7
87701257	21.111.01	01	11	87708440	25.102.01		9
	21.111.01	02	11	87708441	25.102.01		12
87701258	21.111.01	01	18	87708442	25.102.01		13
	21.111.01	02	22	87708443	25.102.05		2
87701260	21.111.01	01	22	87708444	25.102.05		3
87701269	21.111.01	01	13	87708445	25.102.05		6
	21.111.01	02	21	87708447	25.102.05		9
87701270	21.111.01	01	2	87708452	25.102.05		10
	21.111.01	02	23	87708453	25.102.05		11
87701276	21.154.01		4	87708454	25.102.05		12
87701278	21.154.02	01	7	87708466	25.102.05		17
	21.154.02	02	7	87708467	25.102.05		18
87701293	21.154.02	01	12	87709663	55.101.04		15
	21.154.02	02	12	87709793	55.101.04		10
87701294	21.154.02	01	14		55.101.04		11
87701309	33.110.01		13	87710106	55.101.02		7
87701310	33.110.01		12	87710131	27.100.02		8
87701313	05.100.02		42	87710137	41.216.02		9
	33.110.01		14	87710141	41.216.02		8
87701315	33.110.01		6	87710142	41.216.02		6
87701317	33.110.01		8	87710143	41.216.02		7
87701318	33.110.01		7	87710144	41.216.02		12
87701320	33.110.01		5	87710145	27.450.01		4
87701321	33.110.01		4	87710155	27.100.02		11
87701323	33.110.01		3	87710156	27.450.01		1
87701324	33.110.01		2	87710157	41.216.02		1
87701325	33.110.01		1	87710158	41.216.02		5
87701327	33.110.01		24	87710159	27.450.01		2
87701328	33.110.01		25	87711038	25.102.05		15
87701329	05.100.02		43	87712524	27.106.01		15
	33.110.01		19	87712525	27.106.01		8
87701330	33.110.01		20	87712536	27.106.01		10
87701333	33.110.01		18	87715487	10.408.03	01	1
87701338	21.133.02		20	87736919	55.101.01	02	3
87701775	21.154.02	02	17	87737474	55.101.01	02	3
87701777	21.111.01	02	5	87741914	35.540.00		6
87701779	21.111.01	01	20		35.540.01		3
	21.111.01	02	18	87741915	35.540.00		8
87702194	21.700.01		3	87747172	55.101.04		24
87702194C	21.700.01		3	87803194	05.100.03		
87702194R	21.700.01		3	87803261	05.100.03		
87702297	90.108.04		5	87803445	05.100.01		12
87704971	21.154.03		6	892-11008	35.540.00		15
87705460	21.140.01		26		35.540.02		18
87707841	55.100.01	01	7	892-11010	33.120.01		8
87708227	90.108.05		25		35.540.00		4
87708242	90.108.05		26		41.200.01		3
87708390	25.100.01		1		90.100.01		5
87708391	25.100.01		9	895-11004	33.202.02		10
87708392	25.100.01		10	895-11005	55.100.02		5
87708393	25.102.04		1		55.525.01		7
87708394	25.102.03		1	895-11006	90.108.01		13
87708395	25.102.03		10	895-11008	33.202.01		21
87708396	25.102.03		12		55.302.02		16
87708397	25.102.03		14		90.120.01		2
87708398	25.102.03		15		90.120.02		15
87708399	25.102.03		2		90.120.03		13

INDEX - INDICE - INDEX - ZAHLENVERZEICHNIS - INDICE - INDICE - INHOLD - INHOUD

Number	Figure	Sequence	Ref.	Number	Figure	Sequence	Ref.
895-11008	90.120.04		13	D142898	25.102.03		11
895-15008	10.218.01		10		27.120.01		6
895-15010	35.350.00		3	D142986	25.102.05		7
	90.120.03		11	D148108	05.100.02		48
	90.120.04		11	D149725	27.100.02		2
896-11010	55.100.04		5		27.550.02		4
896-11012	10.001.01		5	D149726	27.100.02		4
	21.111.03		3		27.550.02		3
896-11020	10.218.01		2	D149860	25.108.01		9
896-15010	10.254.01		4		27.124.01		9
905794R1	21.133.02		9	D150214	27.550.03		12
905839R1	27.550.03		6	D150391	90.120.01		9
	41.216.02		4		90.120.02		12
933781R1	33.110.01		23		90.120.03		7
934667R1	21.111.01	01	7		90.120.04		7
	21.111.01	02	7	D150392	90.120.01		4
	21.134.04		7		90.120.03		8
934727R1	27.550.03		4	D150397	35.355.01		4
	41.216.02		2	D150633	33.202.01		20
9617873	21.111.01	01	25	D150900	90.108.03		23
9625178	21.111.01	01	21	D25277	35.540.03		5
	21.111.01	02	28		35.740.01		27
	25.102.05		4	D28576	35.355.06		20
	33.110.01		16	D30609	35.540.03		3
9637611	25.100.02		8		35.740.01		25
	25.108.01		14	D38435	35.540.00		28
	27.100.01		18	D39696	21.104.01	01	1
	27.124.01		14		35.540.00		3
9672548	88.100.02		47	D46620	35.740.00		17
9703399	05.100.02		44		35.740.00		3
9840543	33.202.02		2	D55561	55.302.02		2
9840671	39.100.01		2	D59912	35.355.01		7
98474303	10.250.01		19	D82777	35.355.08		4
99435557	10.101.01	01	4	D83485	55.302.02		6
	10.106.03		13	D86366	35.100.02	01	18
99454296	10.106.02		5	D87306	35.355.05		7
99469380	10.400.01		7		35.355.06		4
99489022	10.408.01		5		35.355.07		7
9968031	27.106.02		4	D88725	35.355.05		16
A13240	35.350.00		5		35.355.06		17
A156873	25.100.01		3		35.355.06		18
	27.100.02		6	D88728	35.355.05		31
A160874	33.120.01		4		35.355.06		35
A170467	10.254.01		29		35.355.07		21
A187928	55.302.02		1	D88729	35.355.05		32
A38208	27.550.01		14		35.355.06		36
A48041	21.140.01		3		35.355.07		22
	27.120.02		12	D88730	35.355.05		33
A65544	41.101.01		2		35.355.06		37
A77310	33.120.01		5		35.355.07		23
AF25521	05.100.03			E135777	25.102.03		13
AF25524	05.100.03			E135785	25.102.03		6
D121152	05.100.02		45	E135810	25.102.05		16
	55.404.01		3	F44883	90.100.02		17
D123684	27.100.01		12	F53473	27.100.01		26
	27.550.01		3	FF5289	05.100.03		
D124529	33.120.01		11	FS19773	05.100.03		
	35.355.01		8	G108518	35.740.00		19
D124530	33.120.01		2	G32317	35.740.00		25
D125079	55.302.02		3	H267591	35.355.05		3
D126409	55.302.01		10		35.355.06		3
	88.100.02		19		35.355.07		3
D128393	55.302.01		2	H268730	35.355.06		19
D131940	90.108.01		25	H434163	35.540.00		17
D131941	90.108.01		26	H438714	35.740.01		5
D132982	21.104.01	01	7	HF35150	05.100.03		
	35.540.01		12	HF6555	05.100.03		
D135384	05.100.02		46	J908616	05.100.03		
	55.404.01		2	K260117	21.111.01	02	9
D136430	33.202.01		3	K260177	21.111.01	01	9
D137625	35.540.00		18	K261014	25.102.04		5
D137626	25.100.02		7		27.106.02		5
D138955	05.100.02		47	K262143	25.102.04		9
	55.408.01		6		27.106.02		10
D139175	55.408.01		2	K395027	27.106.01		14
D140035	33.120.01		6	K395082	27.120.02		27
D142890	25.102.01		10	K395090	25.102.04		8
D142898	21.154.03		18		27.106.02		9

INDEX - INDICE - INDEX - ZAHLENVERZEICHNIS - INDICE - INDICE - INDHOLD - INHOUD

Number	Figure	Sequence	Ref.	Number	Figure	Sequence	Ref.
K395091	27.120.02		24	NSS	25.108.01		12
K395093	25.102.05		5		25.108.01		3
	27.120.02		19		25.108.01		4
K395101	25.102.05		13		25.108.01		5
L100937	35.355.05		18		27.100.02		14
	35.355.06		10		27.106.01		2
	35.355.07		10		27.106.01		3
L11541	10.202.01		16		27.106.01		7
	10.408.03	01	28		27.106.01		9
	21.104.01	01	10		27.106.02		2
	21.182.01		4		27.106.02		3
	35.540.00		26		27.120.02		17
	39.100.02		3		27.120.02		18
	55.202.01		7		27.120.02		4
	88.100.01		6		27.124.01		10
L129440	35.350.01		16		27.124.01		11
L17985	10.202.01		6		27.124.01		12
L18331	10.218.01		22		27.124.01		3
	35.540.00		7		27.124.01		4
	39.100.02		2		27.124.01		5
	41.200.01		7		35.105.00		11
L26209	33.120.01		13		35.105.00		12
L302731	55.202.01		8		35.105.00		13
	88.100.01		8		35.105.00		14
L35297	35.355.05		13		35.105.00		2
LF3345	05.100.03				35.105.00		3
N13505	27.450.01		11		35.105.00		4
	27.550.03		14		35.105.00		5
N14367	27.100.02		3		35.105.00		6
	27.550.02		2		35.105.01		11
N14373	27.550.02		7		35.105.01		12
N14410	27.100.03		3		35.105.01		13
N14593	35.355.05		6		35.105.01		14
	35.355.07		6		35.105.01		2
N14784	05.100.02		49		35.105.01		3
N6755	35.300.03		3		35.105.01		4
N6941	35.300.03		4		35.105.01		5
N7536	25.102.04		4		35.105.01		6
N8194	35.355.05		19		35.300.03		10
	35.355.05		34		35.300.03		2
	35.355.06		38		35.300.03		9
	35.355.07		24		35.350.01		11
N8883	35.355.05		11		35.350.01		12
N8942	35.355.04		2		35.350.01		13
N9025	05.100.03				35.350.01		14
	35.300.03		11		35.350.01		15
NSS	10.001.02		10		35.350.01		2
	10.001.02		10		35.350.01		6
	10.001.02		1A		35.355.02		7
	10.101.01	01	1A		35.355.03		12
	10.101.01	02	1A		35.355.03		8
	10.101.03		9		35.355.04		5
	10.102.01		1A		35.355.04		6
	10.103.01		1A		35.355.04		7
	10.103.01		5		35.355.05		17
	10.103.01		7		35.355.05		21
	10.103.02		1A		35.355.05		22
	10.103.03		1A		35.355.05		25
	10.105.01		3A		35.355.05		26
	10.105.02		1A		35.355.05		27
	10.106.01		2		35.355.06		12
	10.106.01		9		35.355.06		22
	10.106.02		2		35.355.06		23
	10.106.03		15		35.355.06		26
	10.202.01	01	7		35.355.06		27
	10.218.02		2		35.355.06		28
	10.218.03		3		35.355.06		5
	10.218.03		4		35.355.06		7
	10.250.01		26		35.355.06		8
	10.254.06		4A		35.355.06		9
	10.254.06		7A		35.355.07		12
	10.304.01	01	10A		35.355.07		13
	10.304.01	01	4A		35.355.07		16
	10.414.03		8		35.355.07		17
	21.134.03		2		35.355.07		18
	21.134.03		21		35.355.08		2
	25.108.01		10		35.355.08		3
	25.108.01		11		35.355.08		6

INDEX - INDICE - INDEX - ZAHLENVERZEICHNIS - INDICE - INDICE - INHOLD - INHOUD

Number	Figure	Sequence	Ref.	Number	Figure	Sequence	Ref.
NSS	35.740.00		10	NSS	35.740.09		6
	35.740.00		11		35.740.09		7
	35.740.00		13		35.740.09		8
	35.740.00		14		35.740.09		9
	35.740.00		2		41.216.01		2
	35.740.00		20		41.216.02		10
	35.740.00		21		41.216.02		11
	35.740.00		22		55.100.01	01	21
	35.740.00		7		55.101.01	02	11
	35.740.00		8		55.101.01	02	12
	35.740.01		15		55.101.01	02	16
	35.740.01		16		55.101.01	02	4
	35.740.01		17		55.101.01	02	5
	35.740.01		18		55.101.01	02	6
	35.740.01		19		55.101.01	02	8
	35.740.01		2		55.101.01	02	9
	35.740.01		20		55.101.02		12
	35.740.01		21		55.101.02		14
	35.740.01		22		55.101.02		2
	35.740.02		10		55.101.02		9
	35.740.02		11		55.101.03		3
	35.740.02		13		55.101.03		5
	35.740.02		2		55.101.03		6
	35.740.02		6		55.101.04		12
	35.740.02		7		55.101.04		14
	35.740.02		8		55.101.04		16
	35.740.02		9		55.101.04		18
	35.740.03		10		55.101.04		19
	35.740.03		11		55.101.04		2
	35.740.03		13		55.101.04		20
	35.740.03		2		55.101.04		21
	35.740.03		6		55.101.04		23
	35.740.03		7		55.101.04		7
	35.740.03		8		55.101.05		2
	35.740.03		9		55.101.05		2
	35.740.04		10		55.101.05		2
	35.740.04		11		55.101.05		2
	35.740.04		13		55.101.05		2
	35.740.04		2		55.101.05		2
	35.740.04		6		55.101.05		2
	35.740.04		7		55.101.05		2
	35.740.04		8		55.101.05		5
	35.740.04		9		55.101.05		7
	35.740.05		10		55.301.02		1A
	35.740.05		11	P1139855X	25.102.04		7
	35.740.05		13	P2745466	21.154.03		2
	35.740.05		2	P2745478Q	21.154.03		10
	35.740.05		6	P3533055	21.154.02	01	23
	35.740.05		7		21.154.02	02	19
	35.740.05		8		21.154.03		3
	35.740.05		9	S114009	35.355.08		8
	35.740.06		10	S300253	35.355.05		2
	35.740.06		11		35.355.07		2
	35.740.06		13	S300258	35.355.05		8
	35.740.06		2		35.355.07		8
	35.740.06		6	S301064	25.100.01		4
	35.740.06		7	S301065	27.100.02		15
	35.740.06		8	ST205A	21.154.01		1
	35.740.06		9		21.154.03		7
	35.740.07		10	ST264	21.140.01		22
	35.740.07		11	W16323	35.105.00		15
	35.740.07		13		35.105.01		15
	35.740.07		6				
	35.740.07		7				
	35.740.07		8				
	35.740.07		9				
	35.740.08		10				
	35.740.08		11				
	35.740.08		13				
	35.740.08		2				
	35.740.08		6				
	35.740.08		7				
	35.740.08		8				
	35.740.08		9				
	35.740.09		10				
	35.740.09		11				
	35.740.09		13				
	35.740.09		2				