



the power of clean energy



NK 8
NK10
NK12
NK15



N16
N18
N20



The Carer forklifts range is meant to be a practical response to the demands of handling many application areas. And 'the fruit of attention and listening to our customers who have reserved all these years. We understand however that every activity and every company has its own characteristics that determine its competitive advantage. So we are ready to share your ideas and transform them as quickly as possible in a new logistics solution.

Carer has a wide range of three and four wheels electric forklifts with capacity ranging from 0.8 to 25 t, chosen by careful, demanding and international customers.

The 3-wheel NK series and the N front-wheel drive series offer low running costs and provide maneuverability, comfort and high performances.

These characteristics make them ideal in any work situation; safe and reliable, they can perform even the most difficult tasks with ease.



NK 8
NK 10
NK 12
NK 15

N 16
N 18
N 20





COMFORT

Driver's seat is spacious and offers maximum visibility in every direction. The best driving position is easily achieved by adjusting the tilt angle and depth of the steering wheel column and act on the levers which adjust the wide seat. Controls are arranged rationally and are also easily reachable. The instrument panel has a large indicator lights endowment and incorporates a liquid crystal display.

INSTRUMENTATION

Forklift drivers should never be distracted! All details on the functionality of the truck are condensed into a single, comprehensive tool of control "Easy Info" that consists of a set of warning lights and a display showing the hours worked and the state of battery charge. When the battery reaches the download limit, the Easy Info locks the lifting function.

ELECTRONICS

All truck functions are managed by sophisticated microprocessor-controlled high frequency MOS electronics and regenerative braking. The chopper is protected against rainwater infiltration and is cooled by apposite fans. Installation behind the driver's seat facilitates accessibility and maintenance. LED-type self-diagnosis system.



MOTORS

CARER electric motors stand out for their high efficiency and torque. The electronically dosed power confers unparalleled acceleration, speed and maneuverability. The two drive motors are AC (alternating current).

DRIVE

The front differential gear is made of spheroidal cast iron and has a removable upper cover. The gears are constituted by an input bevel gear set and a cylindrical helical tooth spur gear set for better noise containment.



BATTERY

To increase autonomy of work there are several different batteries of various amperage available. Power rating from 36V to 48V. The battery is laterally removable.



MASTS

The lift units allow excellent visibility. The mast profiles are cold treated to provide optimum resistance to bending and twisting. The integrated side shift (optional) does not reduce the rated capacity of the truck.



STEERING AXLE

NK and N series utilize twin rear axle that allows to obtain a 180° steering angle, making maneuvering easier in tight spaces.



POWER STEERING

To prevent even the smallest dispersion of energy the steering is also electronically controlled. The hydro-drive "Load sensing" type optimizes energy consumption and enhances dynamic performances perfectly combining the lightness of the steering wheel with the precision of the guide.

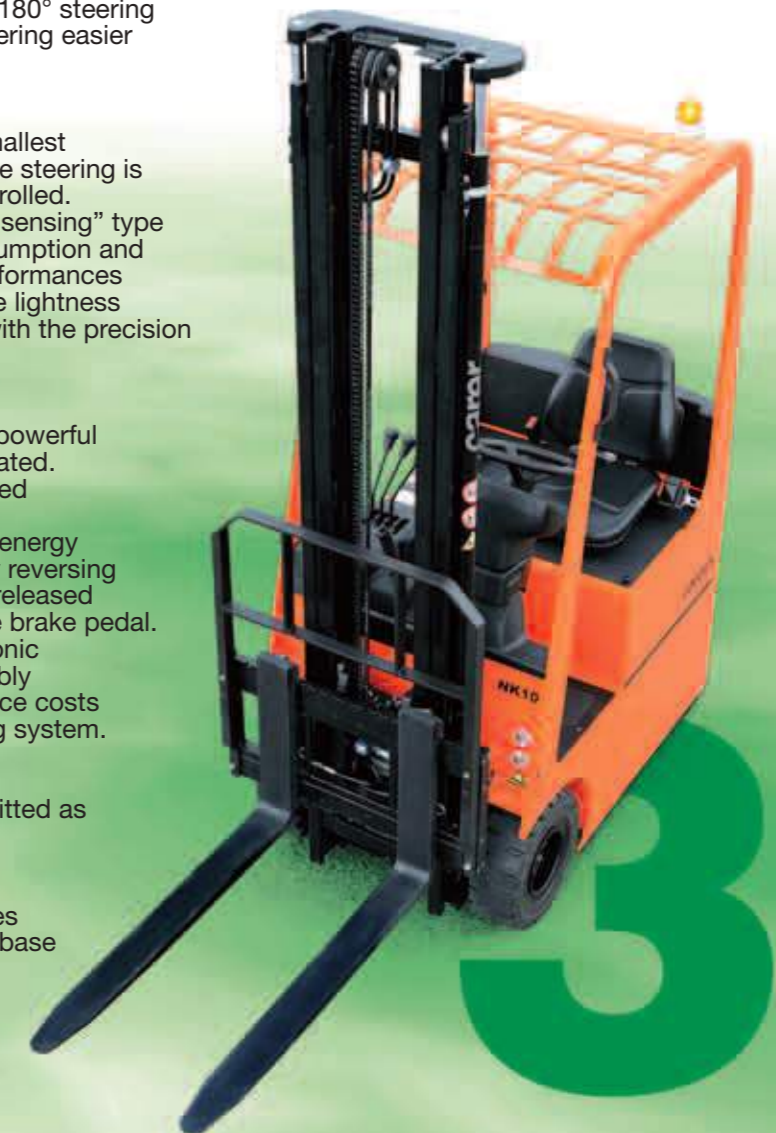


BRAKING SYSTEM

The braking system is powerful and can be well modulated. The friction material used is asbestos free. The electronic braking energy regeneration occurs by reversing the direction of travel, released and lightly pressing the brake pedal. Constant use of electronic braking also considerably reduces the maintenance costs of the hydraulic braking system.

TYRES

Superelastic tyres are fitted as standard, but cushion type are also available if required. Moreover, the NK-Series has the variable wheel base system that allows to increase the stability.

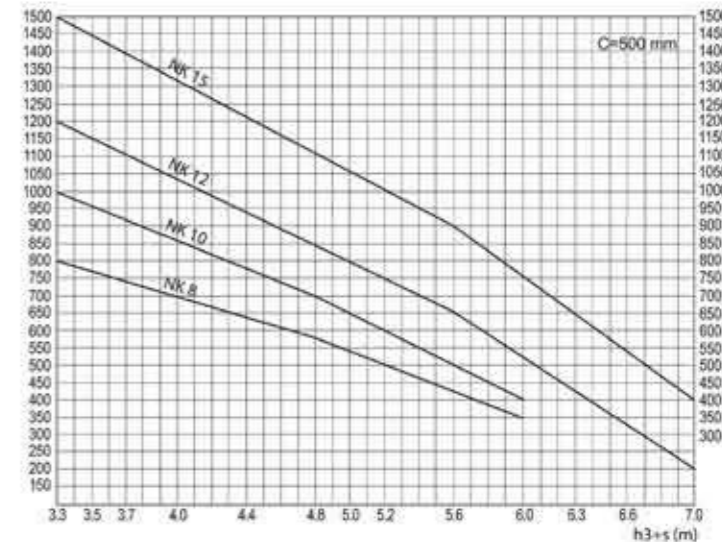


ELECTRIC FORKLIFTS

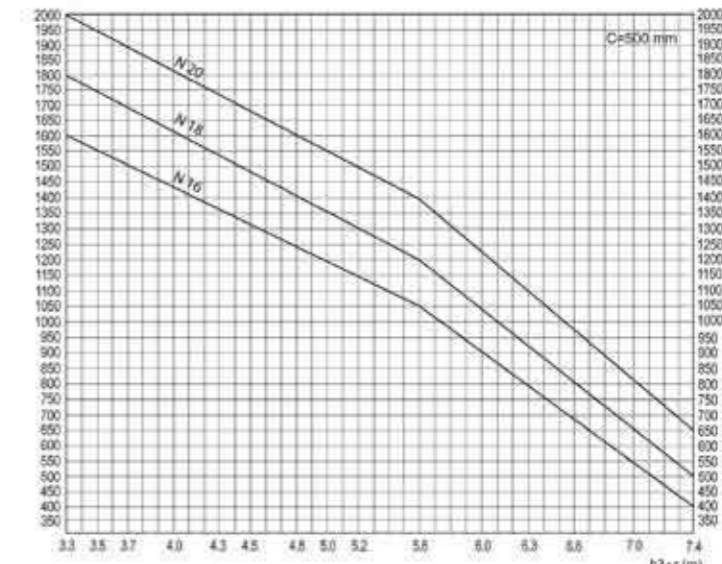
NK8 NK10 NK12 NK15 N16 N18 N20

SPECIFICATIONS	1,1	Manufacturer	CARER								
	1,2	Model	NK8	NK10	NK12	NK15	N16	N18	N20		
	1,3	Power unit: electric, diesel, L.P.G.	electric								
	1,4	Drive: hand operated, on foot, seated operator	seated driver								
	1,5	Capacity	Q (t)	0.8	1.0	1.2	1.5	1.6	1.8	2.0	
	1,6	Load centre	C (mm)	500							
	1,8	Load distance	X (mm)	348 (1)		363 (1)		390 (1)			
	1,9	Wheelbase	Y (mm)	1010		1238		1220		1410	
	WEIGHTS	2,1	Weight	(kg)	2200	2350	2650	2880	3350	3500	3550
2,2		Axle weight with nominal load front/rear	(kg)	2600/400	2990/360	3390/460	3930/450	4360/590	4670/630	4880/670	
2,3		Axle dead weight front/rear	(kg)	1130/1070	1150/1200	1350/1300	1380/1500	1590/1760	1560/1940	1620/1930	
WHEELS AND TYRES	3,1	Tyres type: CU=cushion, SE=superelastic, PN=pneumatic, SEG=twin superel. VLK=vulkollan	C - SE								
	3,2	Front wheels dimensions		413x152x286 - 16x6-8"		457x152x308 - 18x7-8"		457x152x308 - 18x7-8"		457x178x308 - 18x7-8"	
	3,3	Rear wheels dimensions		250x90 - 4.00-4"		381x127x285.8 - 15x4½-8"		413x127x286 - 16x6-8"			
	3,5	Wheels: front/rear number (x=drivewheels)		2X/2							
	3,6	Front tread	b10 (mm)	690		800		878			
DIMENSIONS	3,7	Rear traed	b11 (mm)	155		190		214			
	4,1	Tilt lifting group, α=forward / β=backward	α/β (°)	3/8		3/8		3/7			
	4,2	Minimum collapsed mast height	h1 (mm)	2190		2220					
	4,3	Free lift	h2 (mm)	100		120					
	4,4	Lifting height	h3 (mm)	3290							
	4,5	Maximum collapsed mast height	h4 (mm)	3810		3840					
	4,7	Height of operator's overhead protection guard	h6 (mm)	1965		2000		1980			
	4,8	Seat height	h7 (mm)	960		980		960			
	4,12	Towing hook height	h10 (mm)	445		525		620			
	4,19	Overall length	L1 (mm)	2500		2750		2475	2510	2700	
	4,20	Length including fork thickness	L2 (mm)	1500		1750		1475	1510	1700	
	4,21	Maximum width	b1/b2 (mm)	850		990		1030			
	4,22	Fork dimensions	exsxL (mm)	100x35x1000		100x35x1000		100x35x1000	130x35x1000		
	4,23	Fork carriage width iso 2328/30, FEM/A,B		2A							
	4,24	Fork carriage width	b3 (mm)	800		900		900			
	4,31	Mast height from ground (braking of load)	m1 (mm)	90		115					
	4,32	Centre from ground (braking of load)	m2 (mm)	85		65		70			
	4,33	Aisle width with pallet 1000x1200 and 1200 side loading	Ast (mm)	2745		3080		3190	3225	3415	
	4,34	Aisle width with pallet 800x1200 and 800 side loading	Ast (mm)	2965		3200		3320	3355	3545	
	4,35	Turning radius	Wa (mm)	1165		1385		1475	1510	1700	
PERFORMANCE	4,36	Minimum distance from the truck centre line rotation travel speed	b13 (mm)	0		0		0			
	5,1	Travel speed, loaded/unloaded	(km/h)	11/12	10.8/11.8	13.6/14.5	13.2/14	14.5/16.5	14/16	13/15	
	5,2	Lift speed, loaded/unloaded	(m/s)	0.25/0.36	0.24/0.36	0.30/0.40	0.28/0.40	0.32/0.49	0.30/0.49	0.28/0.49	
	5,3	Lift descent speed, loaded/unloaded	(m/s)	0.50/0.36		0.50/0.36		0.50/0.38			
	5,5	Drawbar pull, loaded/unloaded (S2 60°)	(N)	1090/1200	995/1130	1310/1580	1170/1510	1760/2150	1665/2100	1550/2050	
	5,6	Max. drawbar pull, loaded/unloaded (S2 5°)	(N)	3390/3500	3295/3430	5800/6100	5600/6000	5550/6000	5500/5950	5350/5900	
	5,7	Surmountable gradient, loaded/unloaded (S2 30°)	(%)	6/9	5/8	6/10	5/9	6.5/11	6/10.5	5.5/10	
	5,8	Max. surmountable gradient loaded/unloaded (S2 5°)	(%)	11/16	9.5/14.5	12/20	10/19	11/18	10/17	9.5/16.5	
	5,9	Acceleration time	(s)	6.2/5.8	6.5/6	5.3/4.8	5.5/5	5.5/5	5.5/5	6/5.5	
ENGINE / BATT.	5,10	Service brake: mech./hydr./electr.	mechanical		mechanical/electric		hydraulic/electric				
	6,1	Drive motor, power (S2 60°)	(kW)	2x2.2		2x3.5		2x5			
	6,2	Lift-motor, power (S3 20%)	(kW)	4		6		8			
	6,4	Battery voltage	U (V)	36		48		48			
6,4.1	Rated capacity	K5 (Ah)	240	285	315	375	560				
OTHERS	6,5	Battery min/max weight	(kg)	450/550		600/850		900/970		900/1400	
	8,1	Command type		mosfet							
	8,2	Equipment work pressure	(bar)	160							
	8,4	Noise level at driver's ear	(dBA)								

NK 8-10-12-15
Q (kg)

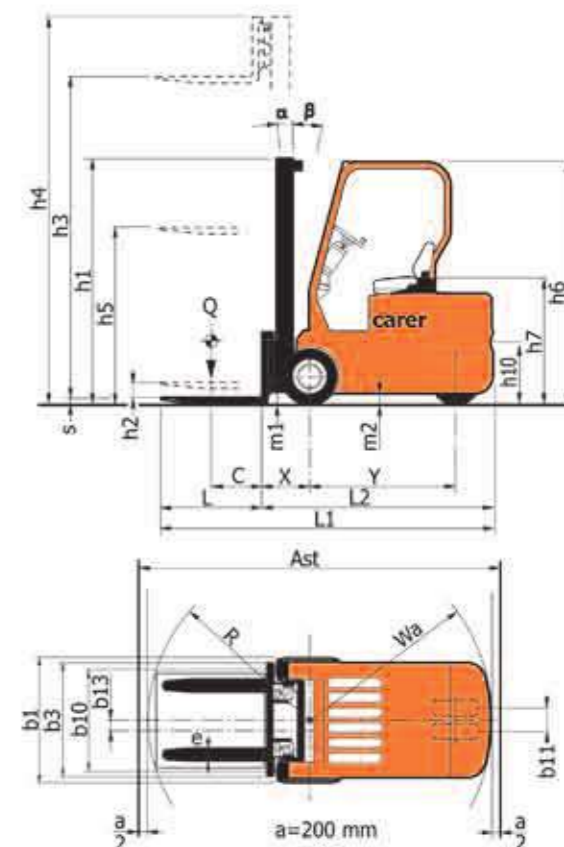


N 16-18-20
Q (kg)



**NK 8
NK10
NK12
NK15**

**N16
N18
N20**





CARER srl

CARRELLI ELEVATORI ELETTRONICI
ELECTRONIC FORK LIFT TRUCKS

Italy

48010 Cotignola Ravenna I
Via Copernico 13
Tel: +39 0545 908611
Fax: +39 0545 41615
www.carer.it info@carer.it

Carer Deutschland GmbH

Enschedestraße 14
48529 Nordhorn
Tel: +49 (0)5921 879 198
Fax: +49 (0)5921 879 150
email: info@carerdeutschland.de

Carer Nederland

Fleminglaan 5
2289CP Rijswijk
Tel: +31 (0)70 413 55 99
Fax: +31 (0)70 413 55 90
email: info@carernederland.nl