

CE EPA ISO9001

YOUR BEST PARTNER TODAY & TOMORROW

FEELER[®]

**FEELER FORKLIFT
INTERNAL COMBUSTION TRUCKS
DIESEL/GASOLINE/LPG
1.5-4.5ton**



PATENT NO. ZL 2005 3 0115714.9

GOOD FRIEND INTERNATIONAL HOLDINGS
友佳國際控股

FEELER FORKLIFT

Oil and Energy Saving, Environment Protection, high efficiency



Indoor and outdoor forklift op

Reasonably low-center gravity design

By computer digital imitation, the most suitable and stable low center of gravity is designed. At the same time, body is welded by high intensity steel plate, assuring forklift being more stable and safe in traveling.



Reasonably low-center gravity design

Double-"J" high rigidity mast material and Intelligent system of downing and buffering

During the mast being 100mm-60mm, speed of intelligent cushion mast automatically becomes slow, in order to avoid the product dash the ground, protecting your products and ground.



- The second shock absorption of the bodywork of levitation type
- Short turning radius



Outside fuel access (option)



Tilting cylinder which is below-set type and spacious seat
Wide space design for operator moving legs, convenient and free.




Highly qualified battery

LPG TANK change type



Super elastic solid tire
(use on 3—3.5ton)



Shock absorption system
Simple and reliable shock absorption design

Human-based hydraulic steering-handle

The hydraulic steering-handle is on the right of the seat, so the driver can operate easily, as lay the elbow on the armrest of the seat, and the driver's labor intensity is greatly debased.




Controll valve in the front (option)



Tilt-adjustable steering wheel
According to the working condition and shapes of operators, Tilt-adjustable steering wheel can be adjusted to make operator feel untired after a long time's work.

Characteristics		Tires		Dimensions		Performance		Drive		Other	
1.1	Manufacturer	FEELER	FEELER	FEELER	FEELER	FEELER	FEELER	FEELER	FEELER	FEELER	FEELER
1.2	Model designation	FD15C(CT) GASOLINE/LPG	FD18C(CT) GASOLINE/LPG	FD20C(CT) GASOLINE/LPG	FD25C(CT) GASOLINE/LPG	FD30C(CT) GASOLINE/LPG	FD35C(CT) GASOLINE/LPG	FD40C(CT) GASOLINE/LPG	FD45C(CT) GASOLINE/LPG	FEELER	FEELER
1.3	Load capacity	1500 kg	1800 kg	2000 kg	2500 kg	3000 kg	3500 kg	4000 kg	4500 kg	4500 kg	4500 kg
1.4	Operation	SEAT	SEAT	SEAT	SEAT	SEAT	SEAT	SEAT	SEAT	SEAT	SEAT
1.5	Load centre	500 mm	500 mm	500 mm	500 mm	500 mm	500 mm	500 mm	500 mm	500 mm	500 mm
1.6	Total weight	2675 kg	2910 kg	3600 kg	3800 kg	4450 kg	4550 kg	4550 kg	5390 kg	5600 kg	5600 kg
2.1	Tires	Pneumatic	Pneumatic	Pneumatic	Pneumatic	Pneumatic	Pneumatic	Pneumatic	Pneumatic	Pneumatic	Pneumatic
2.2	Front tires size	6.50-10-10PR	6.50-10-10PR	7.00-12-12PR	7.00-12-12PR	28*9-15-12PR	28*9-15-12PR	250-15-20PR	250-15-20PR	250-15-20PR	250-15-20PR
2.3	Rear tires size	5.00-8-8PR	5.00-8-8PR	18*7-8-14PR	6.50-9-10PR	6.50-10-10PR	6.50-10-10PR	700-12	700-12	700-12	700-12
2.4	Wheel number(front/rear)	2/2	2/2	2/2	2/2	2/2	2/2	2/2	2/2	2/2	2/2
3.1	Mast tilt, front/rear	Deg 6/12	Deg 6/12	Deg 6/12	Deg 6/12	Deg 6/12	Deg 6/12	Deg 6/12	Deg 6/12	Deg 6/12	Deg 6/12
3.2	Length to fork face	L2 mm 2230	L2 mm 2270	L2 mm 2540	L2 mm 2565	L2 mm 2680	L2 mm 2720	L2 mm 2970	L2 mm 2970	L2 mm 2970	L2 mm 2970
3.3	Overall width(single tire)	b mm 1075	b mm 1075	b mm 1150	b mm 1150	b mm 1225	b mm 1225	b mm 1360	b mm 1360	b mm 1360	b mm 1360
3.4	Height of backrest	h4 mm 1000	h4 mm 1000	h4 mm 1075	h4 mm 1075	h4 mm 1130	h4 mm 1130	h4 mm 1130	h4 mm 1130	h4 mm 1130	h4 mm 1130
3.5	Lifting height	h1 mm 3000-5000	h1 mm 3000-5000	h1 mm 3000-6000	h1 mm 3000-6000	h1 mm 3000-6000	h1 mm 3000-6000	h1 mm 3000-6000	h1 mm 3000-6000	h1 mm 3000-6000	h1 mm 3000-6000
3.6	Height of overhead guard(cabin)	h3 mm 1995	h3 mm 1995	h3 mm 2070	h3 mm 2070	h3 mm 2090	h3 mm 2090	h3 mm 2230	h3 mm 2230	h3 mm 2230	h3 mm 2230
3.7	Ground clearance with load,mast	mm 100	mm 100	mm 110	mm 110	mm 110	mm 110	mm 140	mm 140	mm 140	mm 140
3.8	Axle width with pallet 1000*1200 across forks	mm 3700	mm 3740	mm 3900	mm 3950	mm 4150	mm 4150	mm 4450	mm 4450	mm 4500	mm 4500
3.9	Min. turning radius	Wa mm 2060	Wa mm 2100	Wa mm 2250	Wa mm 2250	Wa mm 2300	Wa mm 2340	Wa mm 2850	Wa mm 2850	Wa mm 2850	Wa mm 2850
4.1	Travel speed, with/without load	km/h 0-20	km/h 0-20	km/h 0-20	km/h 0-20	km/h 0-20	km/h 0-20	km/h 0-20	km/h 0-20	km/h 0-20	km/h 0-20
4.2	Lifting speed, with/without load	mm/s 590/650	mm/s 590/650	mm/s 450/550	mm/s 450/550	mm/s 410/510	mm/s 410/510	mm/s 370/450	mm/s 370/450	mm/s 330/450	mm/s 330/450
4.3	Lowering speed, with/without load	mm/s 470/430	mm/s 470/430	mm/s 550/450	mm/s 550/450	mm/s 550/400	mm/s 550/400	mm/s 510/400	mm/s 510/400	mm/s 530/400	mm/s 530/400
4.4	Climbing ability	% 23	% 23	% 23	% 23	% 23	% 23	% 18	% 18	% 18	% 18
4.5	Service brake	Trend/hydraulic		Trend/hydraulic		Trend/hydraulic		Trend/hydraulic		Trend/hydraulic	
Drive		XINCHANG 485BPG ISUZU C240 KUBOTA V2403 YANMAR 4TNE92		XINCHANG 485BPG ISUZU C240 KUBOTA V2403 YANMAR 4TNE92		XINCHANG 490BPG ISUZU C240 KUBOTA V3600 YANMAR 4TNE98		XINCHANG 490BPG ISUZU C240 KUBOTA V3600 YANMAR 4TNE98		XINCHANG 490BPG ISUZU C240 KUBOTA V3600 YANMAR 4TNE98	
Other		6.1 Fuel box capacity L 35		6.2 Working pressure for attachment mpa 14-15.5		55		80		15-18	

*Modification of technical details will be saved to our company with no additional notice to client.



Exhausted capacity	2.27L
Specified power	30kW / 2600rpm
Max torque	>131 N.m / 1600rpm



Exhausted capacity	3.168L
Specified power	45kW / 2500rpm
Max torque	190 N.m / 1600rpm




Exhausted capacity	2.369L
Specified power	32.3kW / 2300rpm
Max torque	142 N.m / 1600rpm



Exhausted capacity	1.982L
Specified power	32.4kW / 2300rpm
Max torque	145 N.m / 1600rpm



Exhausted capacity	2.472L
Specified power	42.7kW / 2400rpm
Max torque	179 N.m / 1600rpm



Exhausted capacity	2.337L
Specified power	42kW / 3000rpm
Max torque	>161 N.m / 1800-2200rpm



1-STAGE MAST	
S200	2000
S250	2500
S300	3000
S330	3300
S350	3500
S400	4000
S425	4250
S450	4500
S500	5000
D200	2000
D250	2500
D300	3000
D330	3300
D350	3500
D400	4000
D425	4250
D450	4500
D500	5000
T435	4350
T450	4500
T470	4700
T500	5000
T550	5500
T600	6000

2-STAGE MAST	
1750	2000
1750	2500
1750	3000
1750	3500
1750	4000
1750	4500
1750	5000
2000	2500
2000	3000
2000	3500
2000	4000
2000	4500
2000	5000
2500	3000
2500	3500
2500	4000
2500	4500
2500	5000
2500	6000
3000	3500
3000	4000
3000	4500
3000	5000
3000	6000
3500	4000
3500	4500
3500	5000
3500	6000
4000	4500
4000	5000
4000	6000
4500	5000
4500	6000
5000	6000

3-STAGE MAST	
1200	1500
1200	2000
1200	2500
1200	3000
1200	3500
1200	4000
1200	4500
1200	5000
1500	2000
1500	2500
1500	3000
1500	3500
1500	4000
1500	4500
1500	5000
1500	6000
1800	2500
1800	3000
1800	3500
1800	4000
1800	4500
1800	5000
1800	6000
2000	3000
2000	3500
2000	4000
2000	4500
2000	5000
2000	6000
2500	3500
2500	4000
2500	4500
2500	5000
2500	6000
3000	4000
3000	4500
3000	5000
3000	6000
3500	4500
3500	5000
3500	6000
4000	5000
4000	6000
4500	6000

STANDARD EQUIPMENT >>>>	
1. Wide view mast	14. Rear combination lights
2. Class II (III) carriage	15. Rear view mirrors
3. Load backrest	16. Back-up lamp
4. Standard fork	17. Electric horn
5. Advanced tires	18. Neutral safety switch (Tor-Con)
6. Overhead guard	19. Deluxe rubber floor mat
7. Standard seat	20. Head guard canvas
8. Drumbrainer	21. Overhead air intake
9. Air cleaner	22. Radiator reservoir
10-3. Serial control valve	23. Tiltable steering post

OPTION >>>>	
1. Solid tire	14. Cab
2. Double front tire	15. Condition heating
3. No mark tire	16. Dampened-shock chair
4. Single bag	17. Safe belt
5. Dual fuel(lpg/gasoline)	18. Anti-spark muffler
6. Alarm flash	19. Vertical exhaust pipe
7. Rear work light	20. Dual air cleaner
8. Steel protection net	21. Customer color
9. Widened fork holder	22. Three-way catalytic muffler
10. Superhigh backrest	

(Container height limit 40' HQ)

Mast Standard

MAST MODEL	Max. lifting height mm	Load Capacity (Load centre 500mm)(kg)								Retract height(h2) mm				Free lift (with backrest)(mm)						Tilt angle F/B			
		FD15C	FD18C	FD20C	FD25C	FD30C	FD35C	FD40C	FD45C	1.5-1.8t	2-2.5t	3-3.5t	4-4.5t	FD15C	FD18C	FD20C	FD25C	FD30C	FD35C		FD40C	FD45C	
2-STAGE MAST	S200	2000	1500	1750	2000	2500	3000	3500	4000	4500	1495	1500	1565	1930	-	-	-	-	-	-	-	-	6°/12°
	S250	2500	1500	1750	2000	2500	3000	3500	4000	4500	1745	1800	1815	2175	-	-	-	-	-	-	-	-	6°/12°
	S300	3000	1500	1750	2000	2500	3000	3500	4000	4500	1995	2000	2065	2380	-	-	-	-	-	-	-	-	6°/12°
	S330	3300	1500	1750	2000	2500	3000	3500	4000	4500	2145	2150	2215	2525	-	-	-	-	-	-	-	-	6°/12°
	S350	3500	1500	1750	2000	2500	3000	3500	4000	4500	2245	2250	2315	2625	-	-	-	-	-	-	-	-	6°/12°
	S400	4000	1400	1600	1900	2300	2850	3200	3800	4100	2545	2550	2615	2925	-	-	-	-	-	-	-	-	6°/6°
	S425	4250	1300	1450	1800	2000	2650	3000	3600	3950	2670	2675	2740	3050	-	-	-	-	-	-	-	-	6°/6°
	S450	4500	1200	1400	1600	1750	2400	2750	3450	3800	2795	2800	2865	3175	-	-	-	-	-	-	-	-	6°/6°
	S500	5000	1000	1000	1200	1250	2000	2200	2950	3500	2990	3050	3115	3425	-	-	-	-	-	-	-	-	6°/6°
	FULL FREE 2-STAGE MAST	D200	2000	1500	1750	2000	2500	3000	3500	4000	4500	1495	1495	1570	1940	485	485	495	495	350	350	975	975
D250		2500	1500	1750	2000	2500	3000	3500	4000	4500	1745	1745	1820	2175	735	735	745	745	600	600	1225	1225	6°/12°
D300		3000	1500	1750	2000	2500	3000	3500	4000	4500	1995	1995	2070	2375	985	985	995	995	850	850	1575	1575	6°/12°
D330		3300	1500	1750	2000	2500	3000	3500	4000	4500	2145	2145	2220	2525	1135	1135	1145	1145	1000	1000	1725	1725	6°/12°
D350		3500	1500	1750	2000	2500	3000	3500	4000	4500	2245	2245	2320	2625	1235	1235	1245	1245	1100	1100	1825	1825	6°/12°
D400		4000	1400	1600	2000	2300	2850	3200	3500	4000	2545	2545	2620	2925	1535	1535	1545	1545	1400	1400	2075	2075	6°/6°
D425		4250	1300	1450	1900	2100	2650	3000	3000	3300	2670	2670	2745	2955	1655	1655	1670	1670	1525	1525	2220	2220	6°/6°
D450		4500	1200	1350	1650	1750	2400	2750	2900	3050	2795	2795	2870	2980	1785	1785	1795	1795	1650	1650	2300	2300	6°/6°
D500		5000	1000	1050	1200	1200	1950	2200	2750	2900	2970	3045	3120	3230	2030	2030	2045	2045	1920	1920	2475	2475	6°/6°
FULL FREE 3-STAGE MAST		T400	4000	1400	1600	1900	2400	2800	3500	3800	4250	1995	1920	2065	2180	880	880	880	880	795	795	1458	1458
	T435	4350	1350	1550	1800	2100	2600	3000	3500	3750	2040	2045	2190	2240	1000	1000	1005	1005	920	920	1575	1575	6°/6°
	T450	4500	1300	1500	1700	1800	2300	2750	3000	3250	2090	2095	2240	2340	1055	1055	1055	1055	970	970	1625	1625	6°/6°
	T470	4700	1200	1300	1600	1700	1800	2500	2500	2700	2160	2160	2340	2370	1120	1120	1120	1120	1050	1050	1672	1672	6°/6°
	T500	5000	900	1000	1400	1450	1700	2400	2000	2200	2290	2295	2440	2565	1150	1150	1255	1255	1170	1170	1825	1825	6°/6°
	T550	5500	700	750	1100	1150	1600	1900	1700	1750	2450	2450	2565	2790	1380	1380	1380	1380	1295	1295	1950	1950	3°/6°
	T600	6000	500	550	650	700	900	850	1000	1200	2650	2650	2790	2900	1585	1585	1605	1605	1520	1520	2190	2190	3°/6°

Note: free lift (without backrest) 1.5t-1.8t +465mm; 2t-2.5t +435mm; 3t +580mm; 4t-4.5t +400mm

Fork Standard

STANDARD(MM)	W (MM)	T(MM)	L(MM) L1										MODEL
920×100×35	100	35	770	*920	1070	1220	1370	1520	-	-	-	-	1.5噸
920×100×38	100	38	770	*920	1070	1220	1370	1520	-	-	-	-	1.8噸
1070×122×40	122	40	770	920	*1070	1220	1370	1520	1670	1820	1970	-	2.0噸
1070×122×40	122	40	770	920	*1070	1220	1370	1520	1670	1820	1970	-	2.5噸
1070×125×45	125	45	770	920	*1070	1220	1370	1520	1670	1820	1970	-	3.0噸
1070×125×45	125	45	770	920	*1070	1220	1370	1520	1670	1820	1970	-	3.5噸
1070×150×55	140	50	770	920	*1070	1220	1370	1520	1670	1820	1970	-	4.0噸
1070×150×55	150	50	770	920	*1070	1220	1370	1520	1670	1820	1970	-	4.5噸

STANDARD EQUIPMENT >>>

- Wide view mast
- Class II (III) carriage
- Load backrest
- Standard fork
- Advanced tires
- Overhead guard
- Standard seat
- Drawbar pin
- Air cleaner
- 2-spool control valve with pressure relief valve
- Hydraulic filter
- Oil filter
- Halogen head lights
- Rear combination lights
- Rear view mirrors
- Back-up lamp
- Electric horn
- Neutral safety switch (Tor-Con)
- Deluxe rubber floor mat
- Head guard canvas
- Overhead air intake
- Radiator reservoir
- Tilt adjustable steering post
- Turn signal lights
- Lamp guard
- Full hydrostatic power steering
- Hour Meter
- Water temperature meter
- Fuel meter
- Ignition key engine stop(c)
- Hand grip
- Operator tool kit
- Back-up alarm

OPTION >>>

- Solid tire
- Double front tire
- No mark tire
- Single lpg
- Dual fuel(lpg/gasoline)
- Alarm flash
- Rear work light
- Steel protection net
- Widened fork holder
- Supperhigh backrest
- Lengthen fork
- Sheath of fork
- Windscreen (with wiper)
- Cab
- Condition heating
- Dampened-shock chair
- Safe belt
- Anti-spark muffler
- Vertical exhaust pipe
- Dual air cleaner
- Customer color
- Three-way catalytic muffle



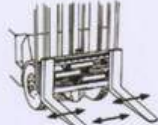
Please read the operating manual closely before you drive the forklift, in order to make sure you operating feeler forklift conveniently and freely. Feeler forklift continually renew and improve the products, thus maybe some function and model is different from the catalogues.

Attachments for Forklifts


Please note that the units below are for illustration purposes only.



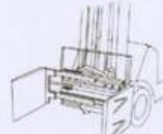
SIDESHIFT



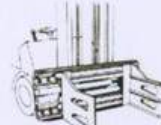
SIDESHIFTING FORK POSITIONER



FORK POSITIONER



GENERAL PURPOSE CLAMP



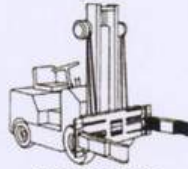
BALE CLAMP



ROTATING PALLET FORK CLAMP



DUAL PALLET HANDLER



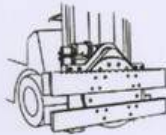
DRUM CLAMP



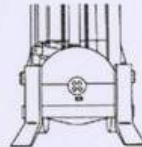
LOAD INVERTER



FREE STANDING LOAD INVERTER




ROTATOR



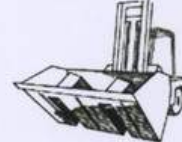
180 DEGREE ROTATOR



"EXTENDAFORK"



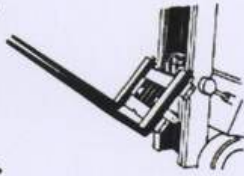
PUSH/PULL ATTACHMENT



SCOOP



LOAD STABILISER



TILTING CARRIAGE



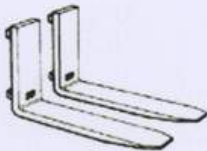
CARPET PROBE



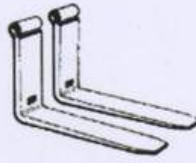
EXTENSION SLIPPERS



HOSE REEL



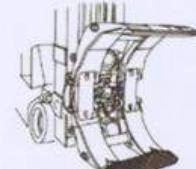
FORKS-HOOK TYPE



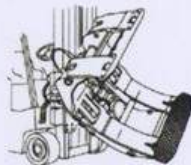
FORKS-PIN TYPE



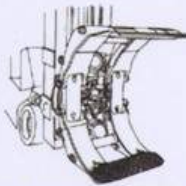
KPF-PIVOT FRAME



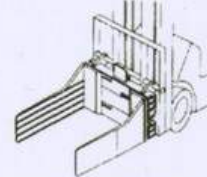
KPF PAPER ROLL CLAMPS
(kraft paper)



CPR-PIVOT FRAME



CPR-PAPER ROLL CLAMP
(coated stock)



PULP BALE CLAMP



友佳國際控股
杭州友高精密機械有限公司
HANGZHOU GLOBAL FRIEND PRECISION MACHINERY CO.,LTD.
ADD:NO.431,14th Street Hangzhou Economy & Technology Development Area, Zhejiang, China
TEL: +86-571-8685-3366
FAX: +86-571-8689-3018

[Http://www.feelerforklift.com](http://www.feelerforklift.com)



友嘉實業集團
FAIR FRIEND ENT. GROUP.

For detailed specification,
please telephone dealer.

2008.4.25 No.1