

ACE

FORKLIFTS

Forklifts

Capacity : 1.5 - 3 tonnes

High Performance, rugged
Forklift Trucks.

ACE INDIA'S LEADING
MOBILE CRANE COMPANY



*Nothing beats an **ACE***

<https://forklift-manuals.jimdofree.com>



Stiff Boom Cranes



Mobile Cranes (3 - 50 Tons)



Mobile Tower Cranes



T1

Crawler Cranes



Vibratory Rollers



Forklifts



Backhoe Loader



Wheeled Loaders



Tower Cranes



PTR



*Nothing beats an **ACE***



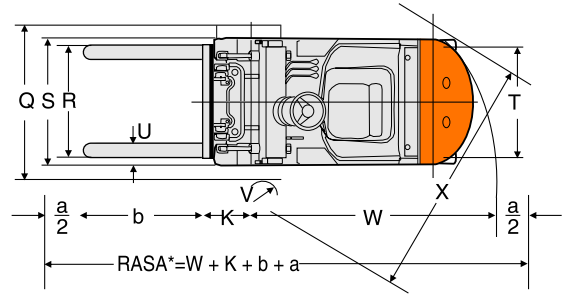
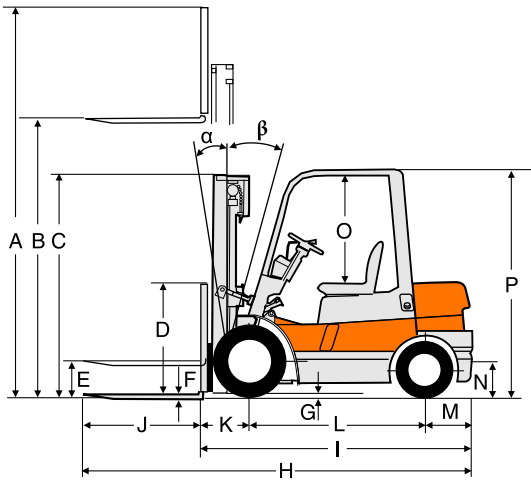
SPECIFICATIONS

Model		Unit	AF 15D	AF 20D	AF 30D		
Load Capacity		Kg.	1500	2000	3000		
Load Center		mm	500				
Power			Diesel				
Tyres		Front / Rear	Pneumatic				
Wheel (s)		Front / Rear	2 / 2				
Fork Size (LxWxT)		mm	920 x 100 x 40	920 x 122 x 40	1070 x 125 x 45		
Tilt Angle (α - β)		deg	6° - 12°				
Turning Radius (Outside)		mm	1955	2170	2400		
Right Angle Stacking Aisle Width (Add Load length and Clearance)		mm	2376	2640	2885		
Speed (s)	Travel (Fwd / Rvs)	With Load	Km/h	13.50	17.50	18.50	
		Without Load	Km/h	14.5	20	20	
	Lifting	With Load	mm/s	520	500	470	
		Without Load	mm/s	650	530	520	
	Lowering	With Load	mm/s	450	550		
		Without Load	mm/s	550	540	520	
Gradeability		With / Without Load	%	22	19.5 / 20.0	18.5 / 19.5	
Total Weight			Kg	2650	3400	4410	
Weight Distribution	With Load	Front	Kg	3640	4765	6520	
		Rear	Kg	520	635	890	
	Without Load	Front	Kg	1170	1555	1780	
		Rear	Kg	1490	1845	2630	
Tyre Sizes		Front		6.50 - 10 - 10 PR	7.00 - 12 - 12PR	28*9 - 15 - 12PR	
		Rear		5.00 - 8 - 10PR	6.00 - 9 - 10PR	6.50 - 10 - 10PR	
Brake (s)		Service		Hydraulic-Foot Pedal			
		Parking		Mechanical-Hand Lever			
Battery		Voltage / Capacity	V / AH	12 / 70			
Engine		Rated Horsepower		bhp/r.p.m	40 bhp@ 2600	49 bhp@ 2650	
		Rated Torque		N.m(Kg.m)/r.p.m	131/1800	148/1800	
		Number of Cylinders		Nos.	4		
		Displacement		Ltrs.	2.27	2.54	
		Fuel Tank Capacity		Ltrs.	40	60	
Transmission		Number of Speeds - Fwd / Rvs		1 / 1 (Power Shift)			
				2 / 2 (Manual Shift) (optional)			
Operating Pressure		For Attachment	Kg / cm ²	175			

MAST DETAILS

MAST TYPE	MAX FORK HEIGHT (mm)	LOAD CAPACITY AT MFH (KGS)			OVERALL HEIGHT LOWERED (mm)			FREE LIFT (mm)			TILT ANGLE (α / β)
		AF15D	AF20D	AF30D	AF15D	AF20D	AF30D	AF15D	AF20D	AF30D	
Double Mast (Std.)	3000 mm	1500	2000	3000	1990	2000	2070	110	180	180	6° / 12°
Double Mast (Fullfree) *	3000 mm	1500	2000	3000	1990	2000	2070	1195	1500	1500	6° / 12°
Double Mast (Std.)	3600 mm	1500	2000	3000	2340	2360	2400	110	180	180	6° / 12°
Triple Mast (Fullfree) *	4500 mm	1200	1600 / 1800**	2200 / 2700**	2040	2000	2070	1013	1500	1500	6° / 6°
Triple Mast (Fullfree)	6000 mm	600	800 / 1500**	1050 / 1950**	2600	2650	2800	1523	1920	1920	3° / 6°

* Suitable for container stuffing
 ** With front dual wheels



STANDARD DIMENSIONS

Model	AF 15D	AF 20D	AF 30D
	mm	mm	mm
A. Overall height fork raised (with load backrest)	4000	4040	4240
B. Max. fork height (Standard Model)	3000		
C. Overall height fork lowered	2000		2070
D. Backrest height (from upper face of forks)	1000	1040	1240
E. Free lift	130	150	
F. Fork thickness	40		45
G. Min. clearance (bottom of mast)	95	110	120
H. Overall length (with forks)	3170	3440	3750
I. Overall length (without forks)	2250	2520	2680
J. Fork length	920		1070
K. Front overhang	435	480	
L. Wheel base	1400	1600	1700
M. Rear overhang	410	420	491
N. Coupler height	230	270	305
O. Overhead guard clearance (from face of seat)	970	980	1000
P. Overall height (overhead guard)	2060	2070	2090
Q. Overall width (Single / Dual drive)	1080 / 1580	1160 / 1610	1225 / 1720
R. Lateral fork adjustment	200-960	245-1020	250-1090
S. Tread (front)	900	970	1000
T. Tread (rear)	935	970	
U. Fork width	100	122	125
V. Inside turning	150	160	200
W. Outside turning radius	2040	2170	2400
X. Min. intersecting aisle	1800	1920	2110
Y. Tilting angles ($\alpha - \beta$)	6° - 12°		

*RASA = Right Angle Stacking Aisle, a = Clearance, b = Load Length



STANDARD EQUIPMENT

- Wide view mast
- Load backrest
- Standard forks
- Power steering
- Retaining rollers
- Overhead guard
- Standard seat (Adjustable)
- Draw bar pin
- Air cleaner
- Parking brake lever
- Lift, tilt levers
- 3-spool control valve (Optional in AF15D & AF20 D)
- Dipstick for TC oil
- Lift Circuit cut-off valve
- Overhead air intake
- Tilt adjustable steering wheel
- Turn indicator Lights
- Hour meter
- Water temperature meter
- Fuel meter
- Engine oil pressure warning indicator
- Electric charge indicator
- Halogen head lights
- Rear combination lights
- Rear view mirrors
- Reverse Horn
- Electric horn
- Neutral safety switch (TC)
- Rubber floor mat
- Tool kit
- Inching Control Pedal
- Solid Casted Counter Weight

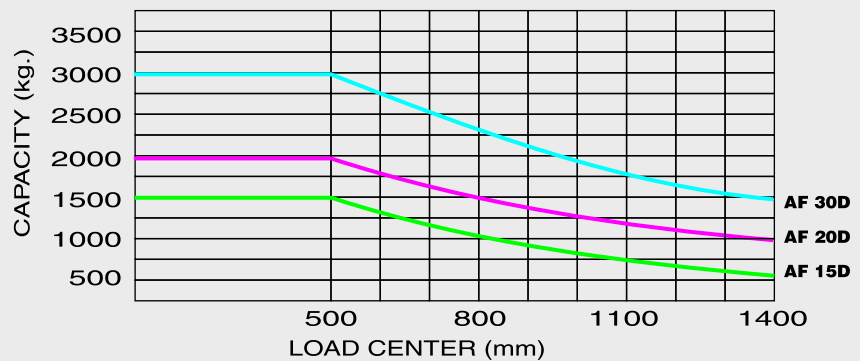
OPTIONAL EQUIPMENT

- Different Mast Type (Refer Mast Details)
- Front dual wheels
- Non Marking Tyres/Solid Tyres
- Fire extinguisher
- All weather steel cabin
- Mechanical transmission
- Spark arrester
- Catalytic converter
- Water muffler
- LPG fuel package with water cooled petrol engine (50 HP @ 2800 rpm)

OPTIONAL ATTACHMENTS

- Bale clamp
- Cabin
- Crane attachment
- Drum(s) handling attachment
- Fork extensions
- Fork rotator
- Furnace kit
- Side Shifter
- Side shifter cum fork positioner
- Paper roll clamp
- Ram attachment
- Shovel attachment

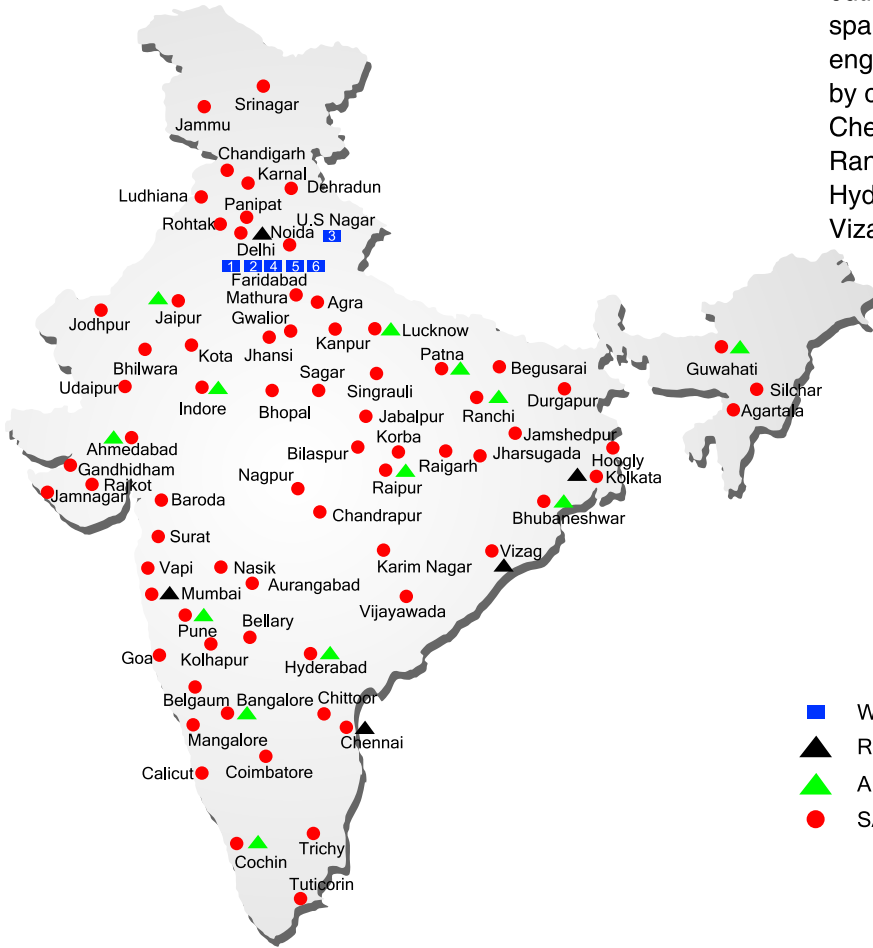
LOAD CHART



Attachments



ALL INDIA NETWORK



SPARE PARTS & SERVICE

ACE has all India Sales and Service network operating out of all the major cities. These outlets are fully equipped to provide genuine spare parts and services by company trained engineers. These outlets are further supported by company officials based at Delhi, Mumbai, Chennai, Kolkatta, Ahmedabad, Pune, Jaipur, Ranchi, Raipur, Indore, Bhubneshwar, Lucknow, Hyderabad, Bangalore, Guwahati, Patna, Vizag & Cochin

- WORKS
- ▲ REGIONAL OFFICES
- ▲ AREA OFFICES
- SALES AND SERVICE DEALERS



MARKETING H.Q.

5 th Floor, "TDI Center", Jasola , New Delhi - 25
 Ph.: +91-11-40549900 (30 Lines) Fax : 40549922
 E-mail: marketing@ace-cranes.com

FORKLIFT DIVISION HQ/DELHI OFFICE

7, Pocket-H, IInd Floor, L.S.C., Sarita Vihar, New Delhi - 76
 Ph.: +91-11-49390000 (30 Lines) Fax: 49390099
 E-mail: forklifts@ace-cranes.com, forkliftsnorth@ace-cranes.com

MUMBAI OFFICE

401, Shrikant Chamber, S. T. Road, Next to R.K. Studio, Chembur, Mumbai - 400 071
 Telefax: +91-22-25207068
 E-mail: acemumbai@ace-cranes.com, forkliftswest@ace-cranes.com

KOLKATA OFFICE

"Fomra Towers" 84-A, Second Floor, AJC Bose Road, Kolkatta - 14. Ph. 033-32578307, Telefax: 22274428
 E-mail: acekolkatta@ace-cranes.com, forkliftseast@ace-cranes.com

CHENNAI OFFICE

1st Floor, "Alsa Regency", 165, Eldams Road, Alwar Pet, Chennai - 18
 Ph.: 044 - 24314253 Telefax : 24314252
 E-mail: acechennai@ace-cranes.com, forkliftssouth@ace-cranes.com



Action Construction Equipment Ltd.

Contact:



ACE / Original equipment manufacturer reserves the right to alter any specifications without prior notice. Dimensions, weights & capacities mentioned herein are variable by ±5%. Accessories shown are not part of the Standard Equipment.



<https://forklift-manuals.jimdofree.com>